



VANDERBILT FOOTBALL

GAME NOTES

Kyle Parkinson (kyle.parkinson@vanderbilt.edu) | Larry Leathers (larry.leathers@vanderbilt.edu)

GAME 10



KENTUCKY at VANDERBILT

Saturday, Nov. 11, 2017 ★ 3 p.m. ★ Nashville, Tenn. ★ Vanderbilt Stadium

WILDCATS

Overall: 6-3

SEC: 3-3

Head Coach:

Mark Stoops (5th season)

Record at UK: 25-33 (.431)

Career record: 25-33 (.431)

COMMODORES

Overall: 4-5

SEC: 0-5

Head Coach:

Derek Mason (4th season)

Record at VU: 17-29 (.370)

Career record: 17-29 (.370)



QUICK COMPARISON

UK		VU
26.1	PPG	23.9
167	1st DOWNS	142
161.4	RUSH	103.2
192.2	PASS	220.4
353.7	OFFENSE	323.7
42%	3rd DOWNS	40%
128.8	OPP. RUSH	211.6
279.4	OPP. PASS	191.3
408.2	OPP. OFFENSE	402.9
40%	OPP. 3rd DOWNS	36%



OPENING KICK

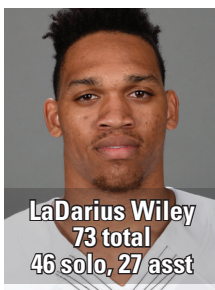
- ★ Vanderbilt hosts Kentucky with the teams having split the last 10 games and the Commodores winning the last three in Nashville.
- ★ The Dores own the fifth-best passing offense in the league averaging 220.4 yards per game, which is the most by a VU team since 2013.
- ★ VU is averaging 417.0 yards per game over the last three games.
- ★ RB Ralph Webb needs 44 yards to pass Florida legend Emmitt Smith and join the Top 10 in SEC rushing history.
- ★ QB Kyle Shurmur needs one touchdown pass to match Jay Cutler (21) for second in a single season at Vanderbilt and two to equal Whit Taylor's single-season school record (22) set in 1982. Shurmur needs 204 yards to become the sixth Commodore to throw for 5,000 yards in his career.
- ★ OLB Charles Wright's eight sacks are tied for the most in the SEC along with Auburn's Jeff Holland.

A Vanderbilt victory would...

- ★ Be the team's fourth straight over UK in Nashville.
- ★ Be the squad's first SEC win of the year.
- ★ Be the team's fourth straight November victory dating back to last year.

VANDERBILT STAT LEADERS

TACKLES



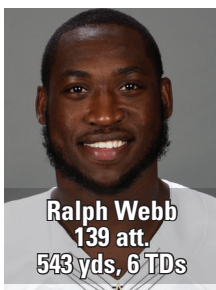
LaDarius Wiley
73 total
46 solo, 27 asst

PASSING



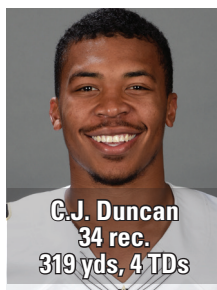
Kyle Shurmur
142/254
1884 yds, 20 TDs

RUSHING



Ralph Webb
139 att.
543 yds, 6 TDs

RECEIVING



G.J. Duncan
34 rec.
319 yds, 4 TDs

SEC NETWORK

PBP: Taylor Zarzour
Analyst: Andre Ware
Reporter: Olivia Harlan

VANDERBILT IMG NETWORK

Flagship: WLAC 1510-AM/98.3 FM
Voice of the Commodores: Joe Fisher
Analyst: Norman Jordan
Sideline: Mitch Light
Sirius: 157 | XM: 191



@Middle TN

Sept. 2
Win
28-6

Ala. A&M

Sept. 9
Win
42-0

Kansas St.

Sept. 16
Win
14-7

Alabama

Sept. 23
Loss
59-0

@Florida

Sept. 30
Loss
38-24

Georgia

Oct. 7
Loss
45-14

@Ole Miss

Oct. 14
Loss
57-35

@S. Carolina

Oct. 28
Loss
34-27

WKU

Nov. 4
Win
31-17

Kentucky

Nov. 11
3 p.m.
SECN

Missouri

Nov. 18
6:30 p.m.
SECN

@Tennessee

Nov. 25
TBA



VANDERBILT FOOTBALL MEDIA SERVICES



SUNDAY

OFF

DAY

MONDAY

MORNING PRACTICE

NO MEDIA AVAILABILITY

TUESDAY

PRESS CONFERENCE

COACH MASON
12:15 p.m.
STUDENT-ATHLETES
12:35 p.m.

WEDNESDAY

SEC COACHES TELECONFERENCE

COACH MASON
10:30-10:40 a.m.

THURSDAY

MORNING PRACTICE

COACH LUDWIG
STUDENT-ATHLETES
9:45 a.m.

FRIDAY

MORNING PRACTICE

NO MEDIA AVAILABILITY

SATURDAY

KENTUCKY
3 p.m.
SECN

VANDERBILT POST-GAME INTERVIEWS

Coach Mason's post-game press conferences are held after he addresses the team. Only properly credentialed media will be allowed into the Vanderbilt press conference room at Vanderbilt Stadium and away games.

Mason's remarks will be held in the team's press conference area. The press conference area at Vanderbilt Stadium is located in the south end zone tunnel near the team's locker room.

The Vanderbilt locker room is closed. Up to six student-athletes will be made available for post-game interviews. These interviews will be conducted in the same press conference room as Coach Mason's remarks. The players are available at the conclusion of Mason's conference.

GAME WEEK INTERVIEW POLICY

All interview requests for Coach Mason and Vanderbilt student-athletes **MUST** go through Kyle Parkinson or Larry Leathers prior to the interview. Offensive coordinator Andy Ludwig will be available to media members at the conclusion of practice on Thursday morning. Student-athletes and other assistant coaches will also be available to media after Thursday practices.

Practice sessions are closed to the media.

COACH MASON'S RADIO SHOW WEDNESDAY

The Vanderbilt Coaches Show with Coach Mason, a weekly feature of Nashville flagships NewsRadio 1510 WLAC, is scheduled on Wednesdays. The show starts at 7 p.m. with Coach Mason and the Voice of the Commodores Joe Fisher.

CREDENTIALS

Media seeking credentials should visit sportssystem.com/vanderbilt. Media will call is located at Gate 1 of Vanderbilt Stadium.

WEEKLY PRESS CONFERENCE ON TUESDAYS

Coach Mason will participate in a press conference for local media on Tuesdays at 12:15 p.m. It is held in the team's post-game press conference room in the south end zone of Vanderbilt Stadium.

Interviews with selected student-athletes will follow Mason's remarks. The press event is available on SEC Network+ and archived at vucommidores.com.

SEC COACHES TELECONFERENCE: WEDNESDAY 10:30 A.M.

Coach Mason is available each Wednesday morning to media outlets as part of the Southeastern Conference Coaches' Teleconference. Mason's 10-minute segment starts at 10:30 a.m. CT. To participate, call the SEC Office at (205) 458-3010.

COACH'S SHOW ON FACEBOOK

New in 2017, The Coach's Show with Derek Mason will be available on Facebook each Friday afternoon of game weeks.

The new show will feature interviews and stories with Coach Mason, assistant coaches and student-athletes while being hosted by the Voice of the Commodores Joe Fisher.

ON THE INTERNET

Vanderbilt's website - vucommidores.com - hosts stories from former Sports Illustrated writer Zac Ellis along with stats, notes and videos.

GAME DAY AT VANDERBILT STADIUM

The press box at Vanderbilt Stadium opens 2.5 hours before kickoff unless otherwise noted. The press box will close approximately three hours after the conclusion of the game.

Game notes and depth charts for both teams will be available in the press box and online at vucommidores.com/FootballGameNotes.

Wireless internet is available in the press box along with live stats via statbroadcast.com.



@vucommidores



/vucommidores



vandyathletics



/vanderbiltathletics

VANDERBILT ATHLETIC COMMUNICATIONS

OFFICE: 615.322.4121

VUCOMMIDORES.COM

Kyle Parkinson (Football/Baseball)

Asst. AD/Communications
Office: 615.343.0020
kyle.parkinson@vanderbilt.edu

Catherine Hilley (Social Media/W. Tennis)

Social Media Coordinator
Office: 615.343.0019
catherine.hilley@vanderbilt.edu

Robynn Candish

Administrative Assistant
Office: 615.322.4121
robynn.candish@vanderbilt.edu

Larry Leathers (Football/W. Golf)

Asst. Director of Communications
Cell: 615.480.8226
larry.leathers@vanderbilt.edu

Zac Ellis (vucommidores.com)

Writer/Digital Media Editor
Office: 615.322.1012
zac.ellis@vanderbilt.edu

Jess Poole (WBB/XC/Football)

Asst. Director of Communications
Office: 615.343.5823
jessica.e.poole@vanderbilt.edu

Jay Kafer (Track & Field/M. Tennis)

Communications Assistant
Office: 615.343.4121
jay.kafer@vanderbilt.edu

Andy Boggs (MBB/M. Golf)

Asst. Director of Communications
Office: 615.343.1847
andy.boggs@vanderbilt.edu

Matt Paras (Soccer/Lacrosse)

Communications Assistant
Office: 615.343.4121
matt.paras@vanderbilt.edu



VANDERBILT VS. KENTUCKY BREAKDOWN



CATEGORY	VANDERBILT	KENTUCKY	CATEGORY	VANDERBILT	KENTUCKY
Overall	4-5	6-3	Kick Returns: #-Yards	19-423	29-617
SEC	0-5	3-3	Punt Returns: #-Yards	12-101	5-104
Streak	W1	L1	INT Returns: #-Yards	6-63 (8)	6-28 (11)
Scoring	215	235	Kick Return Average	22.3 (10)	21.3 (11)
Points per Game	23.9 (12)	26.1 (9)	Punt Return Average	8.4 (9)	20.8 (1)
First Downs	142 (13)	167 (10)	INT Return Average	10.5	4.7
Rushing	44	69	Fumbles-Lost	11-4	9-7
Passing	91	81	Fumbles Recovered	51-448	9-7
Penalty	7	17	Penalties-Yards	51-448	48-384
Rushing Yards	929	1453	Average per Game	49.8 (9)	42.7 (5)
Yards Gained	1066	1699	Punts-Yards	55-2137	48-2052
Yards Lost	137	246	Average per Punt	38.9	42.8
Attempts	255	339	Net Punt Average	36.2 (7)	40.5 (13)
Average per Rush	3.6	4.3	Time of Possession/Game	28:01 (12)	30:44 (7)
Average per Game	103.2 (14)	161.4 (9)	3rd Down Conversions	49/124	50/120
TDs	9	16	3rd Down Pct.	40% (8)	42% (7)
Passing Yards	1984	1730	4th Down Conversions	5/11	3/5
Comp-Att-INT	154-277-3	142-232-4	4th Down Pct.	45% (8)	60% (4)
Average per Pass	7.2	7.5	Sacks By-Yards	23-158 (5)	22-171 (T6)
Average per Catch	12.9	12.2	Sacks Allowed-Yards	11-76 (4)	22-138 (8)
Average per Game	220.4 (5)	192.2 (10)	Touchdowns Scored	30	27
TDs Passing	21	10	Field Goals-Attempts	2-6	15-20
Total Offense	2913	3183	Redzone Scores	21-24 (8)	27-29 (4)
Total Plays	532	571	Redzone Touchdowns	21-24	18-29
Average per Play	5.5	5.6	<i>(SEC rank in parentheses)</i>		
Average per Game	323.7 (13)	353.7 (10)			

The Kentucky Series

All-Time vs. Kentucky: 42-43-4

First meeting: 1896 in Nashville, W 6-0

Last meeting: 2016 in Lexington, L 20-13

In Nashville: 27-19-2

In Lexington: 15-24-2

Streak: L1

Last 10 meetings (5-5)

2016 - Lexington, L 20-13

2015 - Nashville, W 21-17

2014 - Lexington, L 17-7

2013 - Nashville, W 22-6

2012 - Lexington, W 40-0

2011 - Nashville, W 38-8

2010 - Lexington, L 38-20

2009 - Nashville, L 24-13

2008 - Lexington, W 31-24

2007 - Nashville, L 27-20

Last time vs. Kentucky

Lexington, Ky. (AP) - Stephen Johnson rushed for a touchdown and converted a big fourth-and-1 play late in the game leading to Austin MacGinnis' 28-yard field goal, while the Wildcats' defense stifled Vanderbilt late to survive with a 20-13 victory on Saturday.

Needing a spark to slow Vanderbilt's momentum after scoring 10 straight points, the Wildcats turned to their ground game led by Benny Snell Jr. (20 carries, 94 yards) and Jojo Kemp with just under 8 minutes remaining. The duo positioned Kentucky to cash in a third and final time on fourth down as Johnson stretched for 1 yard to the Commodores' 19.

Kentucky didn't take a chance on a final fourth-and-1 at the 10, and MacGinnis' kick with 1:38 left provided a cushion that proved huge as Vanderbilt, with no timeouts, quickly drove 59 yards to the 8 seeking at least a tie. But several passes by Vandy's Kyle Shurmur were incomplete, including a fourth-down attempt that went off Kalija Lipscomb's hands with 2 seconds left.

TEAM	1	2	3	4	FINAL	RECORD
VU	3	0	7	3	13	2-4,0-3
UK	7	10	0	3	20	3-3,2-2

SCORING SUMMARY

1st: UK - Kemp 4-yd run (MacGinnis kick), 9-75 3:01.

VANDY - Openshaw 48-yd field goal, 8-23 3:30.

2nd: UK - Johnson 3-yd run (MacGinnis kick), 13-47

5:16. UK - MacGinnis 46-yd field goal, 15-52 6:23.

3rd: VANDY - Ferguson 22-yd fumble recovery

(Openshaw kick).

4th: VANDY - Openshaw 26-yd field goal, 14-85 6:47.

UK - MacGinnis 28-yd field goal, 13-56 6:20.

STATISTICS

	VU	UK
FIRST DOWNS	18	20
RUSHES-YARDS (NET)	32-141	52-258
PASSING YDS (NET)	141	49
PASSES ATT-COMP-INT	30-17-0	24-10-1
TOTAL OFFENSE PLAYS-YARDS	62-282	76-307
KICKOFF RETURNS-YARDS	4-112	3-71
INTERCEPTION RETURNS-YARDS	1-4	0-0
PUNTS (NUMBER-AVG)	5-42.2	5-36.2
FUMBLES-LOST	2-1	1-1
PENALTIES-YARDS	7-35	5-42
POSSESSION TIME	27:16	32:44
THIRD-DOWN CONVERSIONS	3 OF 12	4 OF 15
FOURTH-DOWN CONVERSIONS	0 OF 2	3 OF 3
RED-ZONE SCORES-CHANCES	1-2	3-3
SACKS BY: NUMBER-YARDS	0-0	4-22

RUSHING: VANDY-Webb 18-100; Blasingame 5-26; Shurmur 8-12; Crawford 1-3. UK-Snell 20-94; Johnson 10-55; Kemp 12-55; Williams 9-54; TM 1-0.

PASSING: VANDY-Shurmur 17-29-0-141; TEAM 0-1-0-0. UK-Johnson 10-24-1-49.


RECEIVING: VANDY-Duncan 5-51; Sherfield 4-21; Lipscomb 3-11; Marcus 2-7; Dobbs 1-30; Pinkney 1-16; Webb 1-5. UK-Conrad 3-13; Johnson 2-20; Badet 2-8; Timmons 1-7; Kemp 1-1; S. Williams 1-0.

Did You Know?

The American Whiskey Trail contains distilleries from both Tennessee and Kentucky.



VANDERBILT (IN)DEPTH CHART: OFFENSE



10 Trent Sherfield // 6-1, 205, Sr.
Team-high 86 career receptions in 2016... Set school record with 240 yards receiving vs. Austin Peay 9/19/15... Expected to graduate in May with degree in medicine, health and society.

	REC	YDS	TD
2017	32	540	3
2016	34	472	1
2015	51	659	3
2014	1	9	0
Totals	118	1680	7

9 Caleb Scott // 6-2, 202, Sr.
Played in all 13 games, starting three in 2016... Son of former Commodore and NFL player Chuck Scott (1981-84)... Set to graduate in May with degree in medicine, health and society.

	REC	YDS	TD
2017	14	146	1
2016	24	466	0
2015	24	339	2
2014	6	78	0
Totals	68	1029	3



83 Nathan Marcus // 6-5, 242, R-Sr.
Started 12 of 13 games as a junior in 2016, catching a career-best 11 passes... Caught game-winning pass in win at WKU in 2016... Graduating with a degree in communication studies in December.

	REC	YDS	TD
2017	6	41	1
2016	11	73	1
2015	4	34	0
2014	6	56	2
Totals	27	204	4

80 Jared Pinkney // 6-4, 255, R-So.
Caught career-best 2 TDs vs. AAMU... Started six games and led all VU TEs with 22 catches and 274 yards... Posted multiple catches in seven games... Majoring in communication studies.

	REC	YDS	TD
2017	15	153	3
2016	22	274	2
Totals	37	427	5



58 Justin Skule // 6-6, 315, Jr.
Freshman campaign ended with an injury after earning way into starting lineup, starting two games and playing in seven... Dad, Josh, played on offensive line at Navy.

	GP	GS
2017	8	8
2016	13	13
2015	7	2
Totals	27	22

74 Cole Clemens // 6-6, 305, Fr.
Made his collegiate debut 9/9... Three-year starter for powerful Bingham HS in South Jordan, Utah... Won 14 straight games and state title at 5A level... Lettered in baseball and track in HS.

	GP	GS
2017	2	0



56 Saige Young // 6-4, 315, So.
Made his first start 9/30... Transfer from Dodge City CC after playing at Woodford County HS in Kentucky... Started on OL for Dodge City, earning honorable mention All-Conference.

	GP	GS
2017	6	5

57 Ean Pfeifer // 6-4, 300, R-So.
Started nine games and played in two more as a freshman in 2016... Took over starting spot on OL early in season... Majoring in economics... Studied abroad in London in May 2017.

	GP	GS
2017	8	4
2016	11	9
2015	0	0
Totals	19	13



61 Bruno Reagan (ray-gan) // 6-3, 310, R-Jr.
Played in all 13 games in 2016, on the field for nearly 90% of team's snaps... Won wrestling Tennessee state title as a junior in HS finishing 57-0, also nationally ranked in judo.

	GP	GS
2017	9	9
2016	13	13
2015	12	10
Totals	34	32

53 Sean McMoore // 6-4, 305, R-Fr.
Saw his first action 9/9... Redshirted in 2016... First Hawaiian to suit up for Vanderbilt... One of six Polynesian players on roster... Three-year starter on offensive line for Kapolei HS in Kapolei, Hawaii.

	GP	GS
2016	1	0
2015	1	0
Totals	2	0



76 Egidio (eh-jid-ee-o) DellaRipa (del-la rip-pa) // 6-4, 300, R-Jr.
Made his first career start 9/30... Played in one game in 2016, seeing action against Tennessee State... Working towards a degree in economics.

	GP	GS
2017	9	5
2016	1	0
Totals	10	5

71 Jared Southers // 6-4, 310, R-So.
First career start at MT... Played in the final 10 games of 2016... Played for Seton Hall Prep in New Jersey... Also lettered in wrestling in HS... Working towards a degree in economics.

	GP	GS
2017	9	5
2016	10	0
Totals	19	5



77 Devin Cochran // 6-7, 315, R-Fr.
Saw his first career action with a start at MT... First team All-State OT for Greater Atlanta Christian as a senior, helping team to 12-2 record senior season... Also competed in track & field as a thrower.

	GP	GS
2017	8	8

75 Bailey Granier (graun-yay) // 6-6, 316, R-Jr.
First career start vs. WKU... Played in nine games, mostly at guard in 2016... Dad is a commercial fisherman... Working towards a degree in special education.

	GP	GS
2017	8	1
2016	9	0
2015	0	0
Totals	17	1



14 Kyle Shurmur // 6-4, 227, Jr.
Matched career-high with four TD passes at South Carolina... Set sophomore VU record with 2409 passing yards in 2016... Son of Minnesota Vikings OC Pat Shurmur... Majoring in economics.

	C-A-I	YDS	TD
2017	142-254-3	1884	20
2016	204-375-10	2409	9
2015	44-103-3	503	5
Totals	390-732-16	4796	34

2 Deuce Wallace // 6-2, 210, R-Fr.
Threw first TD pass at Ole Miss... Redshirted during his first season at VU... Two-year starter at Sevier County HS passing for 3,505 yards and 37 TDs as a senior... Also lettered in basketball & baseball.

	C-A-I	YDS	TD
2017	11-22-0	94	1
Totals	11-22-0	94	1



7 Ralph Webb // 5-10, 202, Sr.
Set VU record with 31 career TDs vs. WKU... Became VU's all-time leading rusher in 2016... Expected to graduate in December with degree in sociology.

	ATT	YDS	TD
2017	139	543	6
2016	250	1283	13
2015	277	1152	5
2014	212	907	4
Totals	878	3885	28

23 Khari (car-EE) Blasingame // 6-1, 235, R-Jr.
Saw action as a RB in all 13 games in 2016 after moving from LB... His 10 TDs ranked second on the team... Majoring in medicine, health and society.

	ATT	YDS	TD
2017	45	147	0
2016	97	449	10
Totals	142	596	10



28 Dallas Rivers // 6-1, 225, Sr.
Played in all 13 games in 2016 running for 92 yards on 20 carries... Involved in Young Life organization and works as counselor at local youth camps... Graduating in May with a degree in economics.

	ATT	YDS	TD
2017	17	46	0
2016	20	92	0
2015	60	163	1
2014	61	218	2
Totals	158	543	4

27 Jaire George // 6-1, 230, R-So.
Contributes on special teams as well... Son of former Tennessee Titan and Heisman Trophy winner Eddie George... Majoring in economics.

	ATT	YDS	TD
2017	0	0	0
2016	0	0	0
Totals	0	0	0



19 C.J. Duncan // 5-11, 203, R-Sr.
Led VU WRs with 44 receptions in 2016... Played in all 13 games in 2016 as WR and punt returner... Graduating in December with degree in political science.

	REC	YDS	TD
2017	34	319	4
2016	44	494	0
2015	-DNP-		
2014	28	441	4
Totals	106	1254	8

16 Kalija (kuh-lie-JUH) Lipscomb // 6-1, 200, So.
128 yards at South Carolina set career-high... Caught a career-best two TDs at MT, first Dore since Jordan Matthews with two TD catches in one game... Played in 12 games at WR and punt returner.

	REC	YDS	TD
2017	26	440	6
2016	27	319	2
Totals	53	759	8



VANDERBILT (IN)DEPTH CHART: DEFENSE

DL		49 Jonathan Wynn // 6-4, 265, R-Sr. Played in 12 games and started 10 during 2016, making career-best 28 tackles... Studied abroad in Switzerland in May 2016... Attended same HS as teammate Dallas Rivers.	2017 2016 2015 2014 Totals	U-A-T 13-6-19 20-8-28 8-13-21 5-8-13	TFL 2.0-10 2.0-2 3.0-13 1.5-10	SACK 1.0-9 1.0-1 1.0-7 1.0-8
		10 Dayo Odeyingbo (o-dang-BO) // 6-6, 250, Fr. Recorded first two career sacks vs. WKU... Registered 20 tackles for loss and seven quarterback sacks among 47 total tackles as a senior at Carrollton Ranchview HS... Younger brother of Dare.	2017 Totals	U-A-T 8-8-6 8-8-16	TFL 3.0-13 3.0-13	SACK 2.0-12 2.0-12
DL		77 Nifae (nee-FY) Lealao (lay-lau) // 6-5, 315, Sr. Started 11 of the Dore's 13 games in 2016 setting career-bests in tackles and sacks... One of six players on football roster of Polynesian decent... Working towards degree in sociology.	2017 2016 2015 2014 Totals	U-A-T 4-12-16 15-7-22 9-9-18 2-5-7	TFL 1.5-4 4.0-7 1.0-2 0.0-0	SACK 0.0-0 2.5-3 0.0-0 0.0-0
		74 Jay Woods // 6-3, 285, Sr. Played in all 13 games in 2016 after making quick recovery from leg injury during spring ball... Working towards degree in medicine, health and society.	2017 2016 2015 2014 Totals	U-A-T 8-6-14 2-4-6 12-12-24 12-19-31	TFL 1.0-6 0.5-4 2.0-6 1.5-8	SACK 1.0-6 0.5-4 1.0-5 0.0-0
DL		34 Dare (dar-AY) Odeyingbo (o-dang-BO) // 6-2, 272, Jr. Career-best two sacks at MT... Played in all 13 games 2016... Parents, Gary and Betty, are natives of Nigeria... Younger brother Dayo is freshman on team... Majoring in medicine, health and society.	2017 2016 2015 Totals	U-A-T 19-9-28 10-11-21 0-2-2	TFL 8.0-35 4.0-12 0.5-1	SACK 3.5-23 1.0-7 0.0-0
		90 Cameron Tidd // 6-3, 290, R-Fr. Redshirted in 2016... Four-year starter for Center Grove HS in Greenwood, Ind. helping team to 14-0 record and state title as senior.	2017 Totals	U-A-T 4-6-10 4-6-10	TFL 1.0-7 1.0-7	SACK 1.0-7 1.0-7
OLB		11 Charles Wright // 6-3, 240, R-Jr. First Dore with three sacks in a game since 2012... Played in 12 games during 2016 season making 13 tackles, including 3.5 for loss... Majoring in human & organizational development.	2017 2016 2015 Totals	U-A-T 13-20-33 9-4-13 1-2-3	TFL 9.0-63 3.5-14 1.5-5	SACK 8.0-61 0.0-0 1.0-4
		48 Andre Mintze (mence) // 6-3, 235, R-Fr. Missed his freshman campaign with an injury... Helped Imhotep Institute HS in Philadelphia to 15-0 state title as a senior... Recorded 14 sacks as a senior.	2017 Totals	U-A-T 3-1-4 3-1-4	TFL 1.5-3 1.5-3	SACK 0.0-0 0.0-0
ILB		4 Emmanuel Smith // 6-2, 235, Sr. Made a career-high 12 tackles vs. KSU... Played in nine games during his junior season at LB and S... Majoring in environmental sociology... Studied abroad in Brazil in 2016... Brother, Josh is OLB.	2017 2016 2015 2014 Totals	U-A-T 26-27-53 4-2-6 1-9-10 1-2-3	TFL 4.0-20 0.0-0 0.0-0 0.0-0	SACK 1.5-11 0.0-0 0.0-0 0.0-0
		40 Jordan Griffin // 6-1, 223, Jr. Played in all 13 games in 2016 making a career-best 21 stops... Finished high school career with 428 tackles, second-most at Armwood HS in Tampa, Fla.	2017 2016 2015 Totals	U-A-T 23-15-38 12-9-21 6-3-9	TFL 6.0-20 1.5-3 0.0-0	SACK 1.0-5 0.0-0 0.0-0
ILB		20 Oren Burks // 6-3, 230, R-Sr. Moved to ILB late in 2016 season, making 59 tackles for second straight year... Studied abroad in 2017 in Australia... Graduating in December with degree in human and organizational development.	2017 2016 2015 2014 Totals	U-A-T 34-28-62 40-19-59 35-24-59 16-21-37	TFL 5.5-15 6.5-22 2.0-5 0.0-0	SACK 0.0-0 3.5-17 0.0-0 0.0-0
		33 Jay Hockaday // 6-3, 230, R-Fr. Missed the 2016 season with an injury... Played in eight games as a true freshman in 2015 making two tackles... Won state title as a senior with Christ Presbyterian Academy in Nashville.	2017 2016 2015 Totals	U-A-T 2-3-5 --DNP-- 1-1-2	TFL 0.5-2 0.0-0 0.0-0	SACK 0.0-0 0.0-0 0.0-0
OLB		9 Caleb Peart (peert) // 6-1, 235, R-So. Played in 11 games as a freshman in 2016 making five tackles... Majoring in medicine, health and society.	2017 2016 Totals	U-A-T 1-8-9 3-2-5	TFL 1.0-3 0.0-0	SACK 0.0-0 0.0-0
		25 Josh Smith // 6-3, 240, Jr. Played in nine games as a sophomore, including start vs. Tennessee... Younger brother of teammate, Emmanuel Smith... Dad, Demetrius, played football at Middle Tennessee.	2017 2016 2015 Totals	U-A-T 5-5-10 2-1-3 1-6-7	TFL 2.0-6 0.5-3 0.5-1	SACK 2.0-6 0.5-3 0.0-0
CB		31 Tre Herndon // 6-1, 188, Sr. 29-game streak of starts snapped 9/30... Real name is Willie Herndon III... Majoring in sociology.	2017 2016 2015 2014 Totals	U-A-T 16-8-24 30-11-41 35-12-47 7-2-9	TFL 1.0-9 1.6-6 1.0-3 0.0-0	INT 0-0 2-4 0-0 0-0
		3 Taurean Ferguson // 5-9, 190, R-Sr. Earned start 9/30 at CB... Played in all 13 games as a junior as the team's nickel back, making a career-best 51 tackles... Working on degree in human and organizational development.	2017 2016 2015 2014 Totals	U-A-T 18-5-23 38-14-52 11-2-13 25-5-30	TFL 2.0-7 3.0-8 0.5-2 1.5-2	INT 0-0 1-0 0-0 2-21
SS		14 Ryan White // 5-10, 190, R-Sr. Named a team captain for the third straight year... Started 12 games in 2016, making 75 tackles... Graduated in May 2017 with a degree in communication studies, enrolled in Peabody College.	2017 2016 2015 2014 Totals	U-A-T 34-16-50 49-26-75 18-8-26 19-15-34	TFL 4.0-11 3.5-6 3.0-10 3.5-14	INT 2-15 0-0 1-0 0-0
		6 Zaire Jones // 6-0, 200, R-Fr. Redshirted during 2016 season... Three-year starter at Meridian HS in Meridian, Miss. making 92 tackles as a senior.	2017 Totals	U-A-T 5-6-11 5-6-11	TFL 1.0-2 1.0-2	INT 0-0 0-0
FS		2 Arnold Tarpley // 6-1, 203, Sr. Played in 12 games, starting the final seven in 2016... Started seven games in 2015, playing in all 12 making at least three tackles in 10 of the 12 games... Arnold Lee Tarpley III.	2017 2016 2015 2014 Totals	U-A-T 17-11-28 29-11-40 24-12-36 14-4-18	TFL 0.0-0 3.0-14 5.0-27 2.0-13	INT 0-0 0-0 0-0 0-0
		or 5 LaDarius Wiley // 6-1, 210, R-Jr. SEC co-Defensive Player of the Week 9/19... Started seven games and played in all 13 in 2016 making 75 stops... Has five brothers... Working on degree in medicine, health and society.	2017 2016 2015 Totals	U-A-T 46-27-73 49-26-75 5-3-8	TFL 1.0-3 2.5-16 1.0-1	INT 1-11 0-0 0-0
CB		8 Joejuan Williams // 6-3, 208, So. Bednarik Player of the Week 9/19... Made his first career start at MT... Played in all 13 games as a true freshman, one of six freshmen to play in 2016... Working towards degree in economics.	2017 2016 Totals	U-A-T 28-5-33 14-5-19	TFL 2.5-11 1.5-0	INT 0-0 0-0
		30 Bryce Lewis // 6-0, 185, R-Jr. Picked off his first career pass at MT... Saw action in all 13 games during the 2016 season, making a career-best 10 tackles... Working on a degree in economics.	2017 2016 2015 Totals	U-A-T 6-3-9 7-3-10 0-1-1	TFL 1.0-9 0.0-0 0.0-0	INT 1-28 0-0 0-0



COMMODORES IN SEC & NATIONAL RANKINGS

Category	Stat	SEC	National
Total Offense	323.7	13	117
Rushing Offense	103.2	14	T123
Passing Offense	220.4	5	73
Team Passing Efficiency	138.6	7	48
Scoring Offense	23.9	12	99
Total Defense	402.9	10	76
Rushing Defense	211.6	12	115
Passing Yards Allowed	191.3	7	29
Team Pass Defense Efficiency	122.3	7	50
Scoring Defense	29.2	11	86
Turnover Margin	+0	10	T65
3rd Down Conversions	39.5%	8	66
Opp. 3rd Down Conv.	36.2%	8	47
Red Zone Offense	87.5%	8	44
Red Zone Defense	83.9%	6	68
Net Punting	36.2	13	101
Punt Return Avg.	8.4	9	56
Kickoff Returns	22.3	10	44
1st Downs	121	13	142
Opp. 1st Down	197	13	T90
Fewest Penalty Yards/Game	49.8	9	51
Time of Possession	28:01	12	104
Sacks By/Game	2.6	5	25
Sacks Against/Game	1.2	4	15
Kickoff Coverage	16.0	1	7

INDIVIDUAL

Category/Player	Stat	SEC	National
Completion Percentage/K. Shurmur	55.9	12	85
Completions/Game/Kyle Shurmur	15.8	5	66
Passing Yards/Game/K. Shurmur	209.3	5	57
Passing Efficiency/K. Shurmur	141.8	7	39
Passing TDs/K. Shurmur	20	2	14
Passing Yards/K. Shurmur	1884	5	53
Points Responsible For/K. Shurmur	132	3	25
Receiving TDs/Kalija Lipscomb	6	4	35
Receiving TDs/C.J. Duncan	4	11	93
Receiving Yards/Trent Sherfield	540	9	84
Rushing TDs/Ralph Webb	6	11	83
Sacks/Game/Charles Wright	0.9	1	6
Tackles/Game/LaDarius Wiley	8.1	7	80
Total TDs/Ralph Webb	7	10	91
Total TDs/Kalija Lipscomb	6	16	135

SHURMUR MOVING UP VANDERBILT CHARTS

Kyle Shurmur is putting together an impressive junior season having already thrown 20 touchdowns - third-most in a single season in school history - in the first nine games of 2017. He has thrown a career-best four touchdowns twice this season, including at South Carolina. He threw nine all of last year and entered the season with 14 in his career.



SHURMUR

Shurmur ranks in the top 10 in the SEC in multiple categories, including

passing efficiency (7th), touchdowns (2nd), passing yards per game (5th) and passing yards (5th). He also ranks third in the league in points responsible for with 120. His 20 touchdown passes rank 14th in the nation.

The junior's 20 passing touchdowns are the most by a Commodore QB since Jay Cutler threw 21 as a senior in 2005. Whit Taylor owns the Vanderbilt single-season record with 22 in 1982.

His solid start to the season also began his ascension up the Vanderbilt record charts moving him into sixth all-time in passing yards (4,796) and into fifth all-time with 34 career touchdown passes.

VU CAREER PASSING YARDS

1. Jay Cutler, 2002-05	8,697
2. Greg Zolman, 1998-2001	7,981
3. Whit Taylor, 1979-82	6,307
4. Kurt Page, 1981-84	6,233
5. Eric Jones, 1986-88	5,029
6. Kyle Shurmur, 2015-	4,796
7. Jordan Rodgers, 2011-12	4,063
8. Damian Allen, 1994-97	3,704
9. John Gromos, 1985, 87-89	3,514
10. Chris Nickson, 2005-08	3,406

VU CAREER PASSING TDs

1. Jay Cutler, 2002-05	59
2. Greg Zolman, 1998-2001	41
Whit Taylor, 1979-82	41
4. Kurt Page, 1981-84	35
5. Kyle Shurmur, 2015-	34
6. Eric Jones, 1986-88	32
7. Bill Wade, 1949-51	31
8. Chris Nickson, 2005-08	29
9. Jordan Rodgers, 2011-12	24

VU SINGLE-SEASON PASSING TDs

1. Whit Taylor, 1982	22
2. Jay Cutler, 2005	21
3. Kyle Shurmur, 2017	20

REMEMBER NOVEMBER

The Commodores won the team's third straight November game last week against Western Kentucky and look to close out November just like last season.

Vanderbilt finished off the 2016 season with back-to-back November victories over Ole Miss and Tennessee to earn a birth in the Camping World Independence Bowl. This year, the Dores finish with home games against Kentucky and Missouri before a trip to Tennessee.

2017 NEED-TO-KNOW INFO

Opponent	Captains	Coin Toss	KO/Receive	1st Poss.	Opp. 1st Poss.	Game Length	Jersey	Pants	Helmet	Result
@Middle Tenn.	Burks/Herndon/Sherfield/White	Lost	REC	TD	INT	3:09	White	White	White	W 28-6
Alabama A&M	Burks/Sherfield/White	Lost	REC	TD	PUNT	3:13	Gold	Gold	Black	W 42-0
#18 Kansas St.	Burks/Sherfield/White	Won	REC	PUNT	PUNT	3:17	Black	Black	Gold	W 14-7
#1 Alabama	Burks/Sherfield/White	Lost	REC	INT	PUNT	3:07	Black	Gold	Gold	L 59-0
@ #21 Florida	Burks/Sherfield/White	Won	REC	PUNT	PUNT	3:22	White	White	White	L 38-24
#5 Georgia	Burks/Sherfield/White	Won	REC	PUNT	TD	3:11	Black	Black	Black	L 45-14
@Ole Miss	Blasingame/Burks/White	Won	KO	FGA	PUNT	3:51	White	White	Black	L 57-35
@S. Carolina	Blasingame/Burks/White	Won	REC	TD	TD	3:43	White	Black	Gold	L 34-27
Western Ky.	Burks/Sherfield/White	Won	REC	TD	PUNT	3:21	Gold	Black	Black	W 31-17

Ranking is indicative of AP poll ranking when game was played



THE INCREDIBLE MR. WEBB

With numerous Commodore records in his hip pocket, senior running back Ralph Webb can become one of the leading rushers in Southeastern Conference history.

The three-year starter from Gainesville, Fla. enters the Western Kentucky game with 3,885 rushing yards, No. 1 all-time at Vanderbilt.

Webb started the season No. 20 all-time among SEC backs and has moved up to 11th through nine games. He's sixth on the



active rushers list in the NCAA.

In 2016, Webb broke the Vanderbilt single-season record en route to setting the

new school career mark. He rushed for 1,283 yards, surpassing Zac Stacy's previous record of 1,193 yards in 2011. He also added 13 rushing touchdowns and posted seven games of 100+ rushing yards.

The 2016 All-SEC performer has been remarkably consistent and durable as a Commodore. Since entering the lineup in 2014, Webb set freshman, sophomore and junior rushing records. He enters the week-end riding a 46-game consecutive start streak.

ACTIVE NCAA RUSHING LEADERS

1. Royce Freeman - Oregon	5,364
2. Justin Jackson - Northwestern	4,927
3. Nick Chubb - Georgia	4,291
4. Larry Rose III - New Mexico St.	4,237
5. Jarvion Franklin - W. Michigan	4,342
6. Ralph Webb - Vanderbilt	3,885

Webb's Vanderbilt records

- ★ Career rushing yards: 3,885
- ★ Career rush attempts: 878
- ★ Single-season rushing yards: 1,283
- ★ Single-season rush attempts: 277 (2016)
- ★ Rushing yards by a junior: 1,283
- ★ Rushing yards by a sophomore: 1,152
- ★ Rushing yards by a freshman: 907
- ★ Most 100+ rushing games in a season: 7 (2016)
- ★ Most 100+ rushing games in a career: 15
- ★ Total career touchdowns: 31

Webb would like to break one more career record held by Stacy. He is three rushing touchdowns shy of breaking Stacy's mark for rushing touchdowns. He moved passed Stacy for career touchdowns with a score against Western Kentucky last week.

Webb eclipsed Stacy's career rushing mark in a 111-yard rushing performance against NC State in the Camping World Independence Bowl Dec. 26.

In 2016, Webb also became just the second Commodore to top 1,000 rushing yards in back-to-back seasons. He joined Stacy, who accomplished the feat in 2011-12.

SEC ALL-TIME RUSHERS

Name	Yards	Years
1. Herschel Walker, UGA	5,259	1980-82
2. Darren McFadden, ARK	4,590	2005-07
3. Kevin Faulk, LSU	4,557	1995-98
4. Bo Jackson, AU	4,303	1982-85
5. * Nick Chubb, UGA	4,291	2014-
6. Erric Rhett, FLA	4,163	1989-93
7. Dalton Hilliard, LSU	4,050	1982-85
8. Charles Alexander, LSU	4,035	1975-78
9. Anthony Dixon, MSU	3,994	2006-09
10. Emmitt Smith, FLA	3,928	1987-89
11. * Ralph Webb, VU	3,885	2014-
12. Sonny Collins, UK	3,835	1972-75
13. Carnell Williams, AU	3,831	2001-04
14. Leonard Fournette, LSU	3,830	2014-16
15. Alex Collins, ARK	3,703	2013-15
16. Derrick Henry, ALA	3,591	2013-15
17. Shaun Alexander, ALA	3,565	1996-99
18. James Brooks, AU	3,523	1977-80
19. Bobby Humphrey, ALA	3,420	1985-88
20. Joe Cribbs, AU	3,368	1976-79

* active players

VANDERBILT'S RECORD WHEN...

home.....	3-2
road.....	1-3
neutral.....	0-0
day games.....	2-5
night games.....	2-0
overtime.....	0-0
VU scores on 1st possession.....	3-1
Opp. scores on 1st possession.....	0-2
VU scores first.....	4-1
Opp. scores first.....	0-4
VU leads after 1st quarter.....	4-0
Opp. leads after 1st quarter.....	0-4
Tied after 1st quarter.....	0-1
VU leads at halftime.....	3-0
Opp. leads at halftime.....	0-4
Tied at halftime.....	1-1
VU leads after 3rd quarter.....	3-0
Opp. leads after 3rd quarter.....	0-5
Tied after 3rd quarter.....	1-0
VU has more total yards.....	3-1
Opp. has more total yards.....	1-4
VU has more rushing yards.....	3-0
Opp. has more rushing yards.....	1-5
VU has more passing yards.....	3-3
Opp. has more passing yards.....	1-2
VU has more turnovers.....	0-3
Opp. has more turnovers.....	4-1
Teams have equal turnovers.....	0-1
VU forces 1+ turnovers.....	4-1
VU has more penalties.....	2-1
Opp. has more penalties.....	2-4
Teams have equal penalties.....	0-0
VU has more time of possession.....	2-1
Opp. has more time of possession.....	2-4
VU has 100-yard rusher.....	1-1
Opp. has 100-yard rusher.....	1-5
VU has 300-yard passer.....	1-1
Opp. has 300-yard passer.....	0-1
VU has 100-yard receiver.....	2-1
Opp. has 100-yard receiver.....	1-1
VU scores less than 20 points.....	1-2
Opp. scores less than 20 points.....	4-0
VU scores 20+ points.....	3-3
Opp. scores 20+ points.....	0-5
VU scores 30+ points.....	2-1
Opp. scores 30+ points.....	0-4
Playing on grass.....	0-3
Playing on turf.....	4-2
VU defense scores.....	0-0
Opp. defense scores.....	0-1
VU scores special teams TD.....	0-0
Opp. scores special teams TD.....	0-0
vs. Associated Press Top 5.....	0-2
vs. Associated Press Top 10.....	0-2
vs. Associated Press Top 15.....	0-2
vs. Associated Press Top 25.....	1-3
VU rushes for 100+ yards.....	2-2
Opp. rushes for 100+ yards.....	1-5
VU rushes for 200+ yards.....	0-0
Opp. rushes for 200+ yards.....	1-5
VU passes for 200+ yards.....	4-3
Opp. passes for 200+ yards.....	1-2
VU passes for 250+ yards.....	1-2
Opp. passes for 250+ yards.....	1-1
VU passes for 300+ yards.....	0-1
Opp. passes for 300+ yards.....	1-1
VU totals less than 300 yards total offense.....	1-2
Opp. totals less than 300 yards total offense.....	3-0
VU totals 300+ yards total offense.....	3-3
Opp. totals 300+ yards total offense.....	1-4



RUN GAME RUNNING

For the first time this season the Commodores' run game has produced three straight 100-yard games.

Vanderbilt rushed for 174 yards in last week's win over Western Kentucky, matching the team's second-highest total this season.

The effort against the Hilltoppers comes on the heels of the Dores running for 107 at South Carolina and a season-best 188 at Ole Miss. During the three-game stretch the Commodores are rushing for 156.3

RUSHING LAST 3

@Ole Miss	188
@S. Carolina	107
Western Ky.	174
TOTAL	469

yards per game to push their season average over 100 yards per game (103.2).
Ralph Webb

has led the way on the ground during the run, rushing for 298 yards (99.3 yards per game). Webb has reached the total despite missing the time in the game at South Carolina with only six carries. He ran for a season-high 163 yards at Ole Miss.



WEBB

The addition of the run game to the offense has helped the Commodores roll up 1,251 yards of total offense (417.0 yards per game), including a pair

OFFENSE LAST 3

@Ole Miss	417
@S. Carolina	440
Western Ky.	394
TOTAL	1,251

of 400-yard games and a season-best 440 yards at South Carolina.

NEGATIVE PLAYS ARE POSITIVE

The Vanderbilt defense has excelled in making negative plays this season with last weekend's win over Western Kentucky being the latest example.

The Commodores held the Hilltoppers to -6 yards rushing on 30 attempts. It marks the first time through at least the 1980s Vanderbilt held an opponent to negative yards rushing. The Vanderbilt school record for rushing yards allowed in a game came in 1941 against Louisville when the Dores held the Cardinals to -15 yards rushing.

Vanderbilt was in the Western Kentucky backfield most of the day on Saturday, recording a season-high 12 tackles for loss. Included in those 12 tackles for loss were

a season-best six sacks. Charles Wright and Dayo Odeyingbo each contributed two sacks apiece. Eight different Dores recorded at least one tackle for loss with Jordan Griffin and Josh Smith each adding sacks.

Wright added to his total and moved back into a tie for first in the SEC with eight sacks alongside Auburn's Jeff Holland. Wright's eight sacks are the most by a Commodore since Tim Fugger (8.0) in 2011.



WRIGHT

POSITIVE NEGATIVES

OPP	TFL	SACK
MT	10.0	5.0
AAMU	10.0	3.0
KSU	8.0	2.0
ALA	2.0	1.0
@UF	5.0	1.0
UGA	4.0	2.0
@MISS	6.0	2.0
@SC	3.0	1.0
WKU	12.0	6.0
TOTAL	60.0	23.0

Vanderbilt ranks fourth in the league with 60 tackles for loss as one of just five teams in the SEC with at least 60 TFLs (Texas A&M, Missouri, Alabama, Auburn).

The Commodores' 23 sacks rank fifth in the league with only Texas A&M (32.0), LSU (30.0), Alabama (29.0) and Auburn (26.0) ahead of VU.

Vanderbilt has recorded at least one sack and at least two tackles for loss in every game this season.

RED ZONE = TOUCHDOWNS

Vanderbilt has converted on 21-of-24 trips into the red zone this season, scoring touchdowns in all 21 conversions.

No SEC team is better at converting red zone trips into touchdowns than the Commodores, who have turned 87.5% of the team's trips inside the 20 into TDs.

Arkansas is the closest to VU, converting 73.5% (26-for-41) of their red zone trips into touchdowns with Auburn next at 70.0% (28-for-40).

The Commodores were one of the best in the nation in the red zone in 2016, converting 43-of-46 trips inside the 20 - including 32 touchdowns - to rank sixth for the season.

EFFICIENT SHURMUR

Kyle Shurmur has been a catalyst for the Vanderbilt offense having thrown 20 touchdown passes already this season and accounting for 132 points.

The junior is tied for 14th nationally with

20 TD passes but of the 18 quarterbacks nationally with at least 20 touchdown passes, Shurmur's three interceptions are the fewest. He is seventh in the SEC and 39th nationally in passing efficiency (141.8).

NOTES FROM WESTERN KENTUCKY

★ The Commodores are 4-1 this season when they score first after scoring on their opening drive against Western Kentucky.

★ The win marked Vanderbilt's third straight November victory dating back to last year.

★ The Commodores improved to 4-0 against non-conference opponents this season, marking the first time since 2013 the Dores went unbeaten outside of league play.

★ Trey Ellis caught his first career touchdown pass late in the second quarter on a 31-yard reception.

★ Charles Wright finished with two sacks on the game, marking his third multi-sack game of the season.

★ Ralph Webb passed 55 rushing yards in the second quarter and moved into 11th all-time for rushing yards in the SEC, passing Leonard Fournette, Carnell Williams and Sonny Collins. Webb finished with 104 yards on the day.

★ Kyle Shurmur's two touchdown passes brought his season total to 20, he is the third Vandy QB in history to throw 20 touchdown passes in a season.

★ Trent Sherfield matched his career-long rush with a 45-yard touchdown run in the third quarter to give Vanderbilt a 28-17 lead.

★ Dayo Odeyingbo brought down Western Kentucky quarterback Mike White on the last play of the third quarter for his first career sack and added a second sack later in the game.

★ The Commodores scored on their opening drive for the second consecutive game. The Dores went 75 yards in 11 plays and the drive ended with a 5-yard touchdown pass from Shurmur to Sherfield. Shurmur was 4-for-4 with 41 yards on the drive.

★ The Dores threw for two touchdowns against Western Kentucky. They now have 21 on the season, the most since 1982 when they had 26 passing touchdowns.

★ The Commodore defense totaled four sacks against the Western Kentucky, the second-most in a game this season.

★ Sam Loy punted five times for a season-best average of 44.8 yards per kick.



STRENGTH OF SCHEDULE

Vanderbilt's 2017 schedule ranks among the toughest in the nation, with nine opponents appearing in postseason bowls last year.

TOUGH ENOUGH

FBS TEAM	WIN % (W-L)
1. UMass	.652 (101-54)
2. LSU	.628 (98-58)
3. East Carolina	.624 (98-59)
4. South Carolina	.616 (98-61)
5. Fresno State	.615 (96-60)
6. Tulane	.614 (94-59)
7. Syracuse	.613 (95-60)
8. Georgia Tech	.609 (95-61)
T-9. Vanderbilt	.606 (94-61)
T-9. Duke	.606 (94-61)

The cumulative win percentage for Vanderbilt's 12 regular season opponents is .606, tied for ninth highest among NCAA FBS teams.

The only SEC team facing a more difficult schedule in terms of opponent win percentage is LSU (.628).

Only five teams in the nation face more 2016 bowl teams than Vanderbilt – Syracuse (11), Notre Dame (11), Duke (11), South Carolina (10) and Ole Miss (10).

Vanderbilt's nine opponents that played in bowls are Middle Tennessee, Kansas State, Alabama, Florida, Georgia, South Carolina, Western Kentucky, Kentucky and Tennessee.

18 STARTERS RETURN FOR DORES

Only two other teams in the Southeastern Conference return more starters from the 2016 season than the Commodores.

Head coach Derek Mason brings back 18 starters - nine on offense, seven on defense and two specialists - from a 2016 squad that went 6-6 in the regular season and made an appearance in the Independence Bowl.

Only Georgia and Kentucky - with 19 starters returning - bring back more than the Commodores. Another SEC East team, Florida, returns 17 starters.

The Commodores return virtually all of their offensive firepower from a year ago, including quarterback Kyle Shurmur, record-breaking running back Ralph Webb, fullback Bailey McElwain, wide receivers Trent Sherfield and Kalija Lipscomb and tight end Nathan Marcus. The Dores also return three offensive linemen in Justin Skule, Ean Pfeifer and Bruno Reagan.

The defense returns linemen Nifae Lealao and Jonathan Wynn, linebacker Oren Burks and defensive backs Tre Herndon, Taurean

BACK IN THE SEC

SEC Team – Total 2016 Starters Returning
 Georgia – 19 (10 offense, 8 defense, 1 specialist)
 Kentucky – 19 (8 offense, 9 defense, 2 specialists)
Vanderbilt – 18 (9 offense, 7 defense, 2 specialists)
 Florida – 17 (9 offense, 6 defense, 2 specialists)

Ferguson, Ryan White and LaDarius Wiley. Kicker Tommy Openshaw and punter Sam Loy are also back.

Six more Commodores that started multiples games last year are also back with wide receivers C.J. Duncan and Caleb Scott and tight end Jared Pinkney on offense and end Dare Odeyingbo, safety Arnold Tarpley III and cornerback Bryce Lewis on defense.

IT'S A STREAK

Ralph Webb is slated to make his 47th straight start at Vanderbilt on Saturday, by far the longest active streak on the roster.

On the other side of the ball, Tre Herndon's streak of 29 straight starts was snapped at Florida. Only three defenders have started all nine games this season: LaDarius Wiley, Joejuan Williams and Charles Wright.

Kyle Shurmur (25), Bruno Reagan (24) and Justin Skule (22) are the only other Dores to have started 10+ consecutive games.

THE GRADUATES

Three Commodores will have the honor of wearing the SEC Graduate patch this season.

Ryan White earned his degree from Vanderbilt last spring alongside Tommy Openshaw, who earned degrees in engineering science and economics, and transfer Scott Sypniewski picked up a diploma from Michigan before joining the Commodores over the summer as the team's long snapper.



CAPTAINS NAMED

The Commodores named six team captains for the 2017 season.

Senior Ryan White is a third-time captain and is the first Commodore to be named a three-time captain since Jay Cutler (2003-05).

Joining White as captains this season are Khari Blasingame, Oren Burks, Tre Herndon, Trent Sherfield and Kyle Shurmur.



WHITE

DOUBLE DUTY MASON

Vanderbilt head coach Derek Mason is on a very short list of college football head coaches that serves as his own defensive coordinators in college football.

Mason and San Diego State head coach Rocky Long are the only two head coaches in the country that run both the team and the defense.

Mason is entering his third season with both duties. Since taking over the defense, the Commodores have ranked among the Top 25 nationally in several defensive categories.

YEAH BRO

The Vanderbilt roster features three sets of brothers.

Dare and Dayo Odeyingbo, Jared and Jalen Pinkney and Emmanuel and Josh Smith.

The Odeyingbo brothers reside on the Dores' defensive line with Dare in his third year and Dayo a true freshman.

The Pinkney brothers are on opposite sides of the ball with




DARE & DAYO ODEYINGBO

Jared lining up at tight end as one of the Commodores' top weapons and talented younger brother and freshman Jalen on the defensive line.

The Smith brothers have been playing together at VU for the last two

JARED & JALEN PINKNEY



EMMANUEL & JOSH SMITH

years but are roommates for this year for the first time since they were young kids. Both are expected to be major players for VU as linebackers.

NOT SINCE 2011

Vanderbilt's 3-0 start to the season was the team's best start since 2011 when first-year head coach James Franklin led VU to wins over Elon, UConn and Ole Miss.

The 2011 squad finished 6-6 with a trip the AutoZone Liberty Bowl.



HEAD COACH DEREK MASON

Age: 48

Alma Mater: Northern Arizona (playing career 1989-92)

Degrees: Bachelor's, Criminal Justice, NAU 1993

Family: Wife, LeighAnne; daughters, Makenzie & Sydney

Twitter: @CoachDerekMason



VANDERBILT – 2014-17 (Head Coach)

Introduced Jan. 17, 2014 as the 28th head coach in team history... Notched first career victory as head coach in dramatic style, guiding team to 34-31 win over UMass on Sept. 13, 2014... After 2014 season, took over Vanderbilt defensive coordinator responsibilities... Earned first road win at MTSU in October 2015... Earned first SEC victory Oct. 24, 2015 with 10-3 win over Missouri... Mason's 2016 team improved win total for second straight year, winning the final two games of the regular season against Ole Miss and Tennessee to get to six wins and earn an invitation to the Camping World Independence Bowl... Also earned first win over ranked foe on the road vs. Georgia... Offense improved in nearly every category in 2016, finishing sixth nationally in red zone efficiency... The 2016 defense was led by consensus All-American Zach Cunningham, who became just the third Commodore to ever earn first-team All-American status from the Walter Camp Foundation... Defense led the nation in the red zone.

STANFORD – 2013 (Willie Shaw Director of Defense)

Promoted to position of Willie Shaw Director of Defense, Mason guides one of the nation's top defenses as The Cardinal goes 10-3 overall, wins Pac-12 crown and plays in second straight Rose Bowl... Stanford finishes year ranked No. 10 on strength of four victories over ranked opponents... The defense ranks third in NCAA in rushing defense, 10th in scoring defense and 16th in total defense... Unit again ranks among Pac-12's best in numerous defensive categories... For second straight year, Mason's defense limits powerful Oregon spread offense, holding Ducks scoreless for first three quarters in eventual 26-20 Stanford victory... Three of Mason's standouts – LB Trent Murphy, LB Shayne Skov and DB Ed Reynolds – garner postseason All-America recognition.

STANFORD – 2011-12 (associate head coach/defensive coordinator)

Finalist for 2012 Broyles Award as nation's outstanding assistant coach... Stanford goes 23-4 overall in Mason's first two years as coordinator, wins 2012 Pac-12 title, captures 2012 Rose Bowl over Wisconsin, and plays in the 2011 BCS Fiesta Bowl... Mason's 3-4 attacking defense ranked among the NCAA leaders in both seasons... In 2012, the Cardinal defense topped the nation with 57 quarterback sacks, ranked second in tackles for loss, fifth in rushing defense and 11th in scoring defense... Stanford also paced the Pac-12 in scoring defense, total defense, rushing defense and sacks... The 2012 defense also held eight opponents under 100 rushing yards and limited high-powered Oregon to just 14 points in an overtime win... In 2011 the Cardinal was third in the NCAA in rushing defense, sixth in 3rd-down efficiency and 11th in quarterback sacks, and finished among the Pac-12 leaders in scoring defense, total defense, rushing defense, sacks and opponent first downs.

STANFORD – 2010 (defensive backs coach)

Hired by Cardinal head coach Jim Harbaugh... Helped change Stanford into a tough-minded, attacking defense... Unit was key to arguably Stanford's best year of modern era – a 12-1 overall record capped by 40-12 victory over Virginia Tech in the Orange Bowl... The 2010 Cardinal secondary was one of the great turnaround stories in college football as Stanford ranked high nationally in interceptions and pass defense... That unit included three eventual NFL players, including All-Pro cornerback Richard Sherman from the World Champion Seahawks.

MINNESOTA VIKINGS/NFL – 2007-09 (assistant defensive backs coach)

Served as an assistant defensive backs coach for the Minnesota Vikings from 2007 to 2009, playing a vital role in the team ranking sixth in total defense in 2008 and 2009 as the Vikings won NFC North titles each season.

OHIO – 2005-06 (wide receivers)

Hired by former Nebraska head coach Frank Solich, Mason coached Ohio receivers for two years, helping the Bobcats improve from 4-7 in 2005 to a 9-5 campaign in 2006 that ended with a GMAC Bowl appearance.

NEW MEXICO STATE – 2004 (wide receivers)

In lone season at New Mexico State, the Aggie offense with Mason mentoring wide receivers corps topped the Sun Belt Conference in numerous passing categories.

SAINT MARY'S – 2003 (co-defensive coordinator/assistant head coach)

First coordinator responsibilities came in only season at St. Mary's, member of NCAA I-AA Independent League.

UTAH – 2002 (wide receivers/special teams assistant coach)

Hired by Ron McBride, Mason tutored WR Paris Warren, an eventual 7th round draft pick, in his only year at Utah. The 2002 Utes offense featured young QB Alex Smith, the eventual 2005 No. 1 NFL draft pick.

BUCKNELL – 1999-2001 (defensive backs)

Secondary coach for three straight winning Bison squads... Coached two Bucknell defensive backs to All-Patriot League recognition... Bison defensive staff was directed by current Vanderbilt coordinator David Kotulski.

IDAHO STATE – 1997-98 (running backs)

Mason coached Idaho State running backs for two years under head coach Tom Walsh.

WEBER STATE – 1995-96 (wide receivers)

Mason worked with Weber State receivers, including Pokey Eckford, who earned All-America honors in 1995 after catching 77 passes for 1,074 yards and six TDs.

MESA (ARIZ.) COMMUNITY COLLEGE – 1994 (wide receivers)

Mason entered collegiate coaching as a receivers coach with community college located in San Diego.

NFL MINORITY COACHING FELLOWSHIP PROGRAM

Mason spent time with the St. Louis Rams in 1996, New York Giants and Oakland Raiders through the Minority Coaching Fellowship Program. Philadelphia in 1999 and Minnesota in 2008.

MASON AT THE HELM

	2017	Career
Overall.....	4-5	17-29
Home.....	3-2	13-11
Road.....	1-3	4-16
Neutral.....	0-0	0-1
SEC.....	0-5	5-24
Overtime.....	0-0	1-0
Grass.....	0-3	1-11
Turf.....	4-2	16-18
vs. AP Top 5.....	0-2	0-4
vs. AP Top 10.....	0-2	0-5
vs. AP Top 15.....	0-2	0-10
vs. AP Top 25.....	1-3	2-13
Leading after 1Q.....	4-0	8-3
Trailing after 1Q.....	0-4	6-22
Tied after 1Q.....	0-1	3-4
Leading at half.....	3-0	12-5
Trailing at half.....	0-4	4-23
Tied at half.....	1-1	1-1
Leading after 3Q.....	3-0	11-2
Trailing after 3Q.....	0-5	4-27
Tied after 3Q.....	1-0	2-0
Scoring first.....	4-1	10-8
Opp. scoring first.....	0-4	7-21
Scoring 20+ points.....	3-3	13-5
Allowing 20+ points.....	0-5	6-23
Scoring 30+ points.....	2-1	10-2
Allowing 30+ points.....	0-5	3-15
Decided by 3 points or less.....	0-0	4-3
Decided by 10 points or less.....	1-1	8-13
Rush for <100 yards.....	2-3	3-9
Rush for 100+ yards.....	1-2	11-19
Rush for 200+ yards.....	0-0	4-1
Pass for <200 yards.....	0-2	8-18
Pass for 200+ yards.....	4-3	6-10
Pass for 250+ yards.....	1-2	4-4
Pass for 300+ yards.....	0-1	2-1
Total 300+ yards offense.....	3-3	13-13
Opp. rush for <100 yards.....	3-0	10-3
Opp. pass for <200 yards.....	3-0	7-9
Opp. total <300 yards.....	3-0	5-3
Win turnover margin.....	4-1	9-5
Tie turnover margin.....	0-1	5-6
Lose turnover margin.....	0-3	3-18

COACHING STAFF

On the Field

Jeff Genyk, Special Teams Coord./RBs

C.J. Ah You, Defensive Line

Gerry Gdowski, Quarterbacks

Cortez Hankton, Wide Receivers

Chris Marve, Inside Linebackers

Marc Mattioli, Secondary

Cameron Norcross, Offensive Line

In the Booth

Andy Ludwig, Offensive Coord./TEs

Warren Belin, Outside Linebackers



SON OF A...

Two Commodores are sons of former NFL players.

Jaire George is the son of former Titans legend and Heisman Trophy winner Eddie George.

Caleb Scott is the son of former Commodore great and NFL WR Chuck Scott, who played for Los Angeles and Dallas.

THE LEAGUE

Vanderbilt has 11 former Commodores on NFL rosters.

Adam Butler, Zach Cunningham, Will Holden and Andrew Jelks are all in their rookie seasons.

Butler was signed by the New England Patriots as a non-drafted free agent in the spring before making the team during camp.

Cunningham was a second round pick by Houston last spring after an All-American season for the Dores in 2016.

Holden was a fifth round selection by the Arizona Cardinals after a stellar Vanderbilt career.

Jelks missed his final two seasons at Vanderbilt with injuries but was picked up by the Patriots.

The four rookies join seven experienced Dores in the league, including Casey Hayward, Andre Hal and Jordan Matthews.

COMMODORES IN THE LEAGUE

Notes from NFL (Nov. 6)

Adam Butler (2013-16) // New England // Butler made the Patriots' 53-man opening day roster after signing as an undrafted rookie free agent with the defending Super Bowl champions last May. Butler is playing both tackle and end at New England. **Week 9: Butler and the Patriots were idle Nov. 5. What's next: The AFC East-leading Patriots, now 6-2 on the season, travel to Denver Nov. 9 for the Sunday Night NFL feature against the Broncos. Kickoff is 7:30 p.m. CT.**

Zach Cunningham (2013-16) // Houston // The 57th overall pick of the 2017 NFL Draft, Cunningham has impressed since he arrived in Houston. A consensus First Team All-America inside linebacker for the Commodores in 2016, Cunningham has received high marks from Texan coaches with his abilities to play the rush and defend the pass. Cunningham joins a Houston defense that features returning linebacker starters Benardrick McKinney and Brian Cushing, All-Pro tackle J.J. Watt, end Jadeveon Clowney and former Commodore defensive back Andre Hal. **Week 9: Cunningham registered six total tackles as a starting linebacker in yet another close loss for the Texans - a 20-14 defeat to Indianapolis in Houston on Nov. 5. What's next: The injury-ridden Texans, now 3-5, return to the road this Sunday to face the Los Angeles Rams, one of the NFL's most improved teams at 6-2. Kickoff at Los Angeles Memorial Coliseum is 3:05 p.m. CT.**

Jay Cutler (2002-05) // Miami // Retirement didn't last long for the veteran Cutler, who has decided to continue his career with former Bears mentor Adam Gase in South Beach. Gase confirmed Cutler's return to the NFL in early August. Cutler, named to the Vanderbilt Athletics Hall of Fame in 2015, has thrown for 32,467 yards and 208 touchdowns during an 11-year career with Denver and Chicago. He suffered a season-ending arm injury midway through the 2007 season, and announced intentions in May to join FOX Sports as a NFL color analyst. A leg injury to Dolphin QB Ryan Tannehill opened a path for Cutler's return to the game. After a strong preseason, Cutler looks to lead Miami back to the playoffs. **Week 9: Cutler was impressive during a Sunday night performance against Oakland. Back after missing a game due to injured ribs, Cutler completed 34-of-42 passes for 311 yards and three touchdowns, but the Dolphins came up just short in a 27-24 home loss. What's next: Cutler and the 4-4 Dolphins stay in the spotlight, playing a Monday Night Football road game against the 6-3 Panthers on Nov. 13. Kickoff is scheduled for 7:30 p.m. CT in Bank of America Stadium.**

Andre Hal (2010-13) // Houston // Hal, the Texans' starting free safety, signed a new three-year deal in August in advance of his fourth season with the club. Hal is coming off his finest year, helping Houston advance to the second round of the AFC playoffs by registering 60 total tackles, three interceptions and 10 passes defended. In his final appearance last year, Hal registered six total tackles, an interception and two defended passes in Houston's playoff loss to the Patriots. The former Commodore cornerback also earned 11 starts at free safety last year, and has 22 career starting assignments. Former Vanderbilt All-America Zach Cunningham joins Hal on the Houston roster. **Week 9: Hal was one of the Texans' top performers in a 20-14 home loss to Indianapolis. The starting free safety contributed five total tackles in the loss. What's next: The 3-5 are back on the road Nov. 12, facing one of the NFL's most surprising teams in the 6-2 Los Angeles Rams. Kickoff at Los Angeles Memorial Coliseum is 3:05 p.m. CT.**

Casey Hayward (2008-11) // L.A. Chargers // Hayward enters his sixth season regarded as one of the NFL's elite cornerbacks. In 2016, Hayward enjoyed his finest season, earning his initial Pro Bowl recognition after leading the league with seven interceptions. He also ranked second in the league with 21 pass deflections, and finished the 2016 regular season with 35 solo tackles. He joins former Commodore offensive lineman Spencer Pulley on the Charger roster. **Week 9: Hayward and the Chargers were off Nov. 5. What's next: The 3-5 Chargers return to action Nov. 12 against the improved Jaguars in Jacksonville. Kickoff at Everbank Field is noon CT.**

Will Holden (2013-16) // Arizona // Selected in the fifth round of the 2017 NFL Draft, Holden earned a spot of Arizona's 53-man opening day roster with a solid showing during the preseason. He has the versatility to play either tackle or guard for the Cardinals. **Week 4: Holden participated on special team conversion units and played limited snaps on the offensive line as the 1-2 Cardinals dropped a 28-17 decision to the Dallas Cowboys on Monday Night Football Sept. 25. Week 9: Holden was on the inactive list Nov. 5 when the Cardinals defeated San Francisco 20-10 at Levi's Stadium in Santa Clara, Calif. What's next: The 4-4 Cardinals face 5-3 Seattle at University of Phoenix Stadium this Thursday, Nov. 9. The NFC West rivalry kicks off at 7:25 p.m. CT.**

Andrew Jelks (2013-16) // New England // Jelks was placed on the reserve/non-football injury list Sept. 2 by the Patriots. New England coach Bill Belichick was impressed by Jelks at Vanderbilt Pro Day in March, then added Jelks as an undrafted free agent in May. Though he missed the last two seasons at Vanderbilt due to injury, Jelks joins fellow Commodore undrafted rookie free agent Adam Butler with the Patriots.

Wesley Johnson (2010-13) // New York Jets // Johnson enters his fourth professional season as the Jets' starting center, a role that Nick Mangold has served for the last decade. Johnson is coming off a 2016 campaign when he filled in admirably for an injured Mangold, starting eight of the final nine games for the Jets. **Week 9: Johnson started at center as the Jets registered one of their most impressive wins of the season on Nov. 2, defeating the AFC East rival Buffalo Bills 34-21. Johnson and the OL helped the Jets offense produced nearly 200 rushing yards in the win. What's next: The 4-5 Jets look to return to .500 football on the road Nov. 12 when they face the Buccaneers in Tampa Bay. Kickoff at Raymond James Stadium is noon CT.**

Jordan Matthews (2010-13) // Buffalo // Matthews enters his fourth season in the NFL. On Aug. 11, 2017, Matthews was traded from Philadelphia to the Buffalo Bills. Matthews has missed three weeks this preseason with an injury, but is expected to start in the season opener vs. New York. The Commodores' all-time leading receiver is coming off a campaign when he ranked second on the Eagles with 73 receptions and 804 receiving yards. Matthews posted impressive numbers in Philly: 225 receptions, 2,673 receiving yards and 19 touchdown catches in 35 career starts. Matthews is expected to miss up to a month after suffering a thumb injury Oct. 1 at Atlanta. **Week 9: Back in the starting lineup at wide receiver, Matthews had six receptions for 46 yards in the Bills' 34-21 road loss Nov. 2 to the New York Jets. What's next: The 5-3 Bills host one of the NFC's hottest teams Nov. 12 when they play the 6-2 New Orleans Saints. Kickoff in New Era Field is noon CT.**

Spencer Pulley (2011-15) // L.A. Chargers // Entering his second professional season, Pulley looks to be the opening day starter as Philip Rivers' center in Los Angeles. Pulley has enjoyed a quick rise since signing with the Chargers as an undrafted rookie free agent in May 2016. As a rookie, Pulley saw action in all 16 games for San Diego, contributing on both special teams and the offensive line. He joins former Commodore cornerback Casey Hayward on the Charger roster. **Week 9: Pulley and the Chargers were off last weekend. What's next: The 3-5 Chargers return to action Nov. 12, traveling to Jacksonville, Fla, to face the 5-3 Jaguars at Everbank Field. Kickoff is at noon CT.**

Stephen Weatherly (2012-15) // Minnesota // Weatherly enters his second season in Minneapolis aiming for an important role on the Vikings' defensive front. Selected in the 7th round of the 2016 NFL Draft, Weatherly finished last year on Minnesota's active roster, garnering a couple of tackles in late-season appearances. Weatherly has worked hard to transition from an outside linebacker at Vanderbilt, and currently sits at the top reserve to Viking right end starter Everson Griffen. **Week 9: Weatherly and the Vikings were idle last weekend. What's next: The 6-2 Vikings are back in action this Nov. 12, facing a road trip in Washington D.C. to face the Redskin. Kickoff in FedEx Field is noon CT.**



NATIONAL RANKINGS

AP Top 25

Week 11

	Record	Points	Prev
1. Alabama (56)	9-0	1520	—
2. Georgia (5)	9-0	1468	—
3. Notre Dame	8-1	1357	5
4. Clemson	8-1	1289	6
5. Oklahoma	8-1	1258	8
6. Wisconsin	9-0	1256	4
7. Miami	8-0	1220	9
8. TCU	8-1	1087	10
9. Washington	8-1	1061	12
10. Auburn	7-2	875	16
11. Ohio State	7-2	781	3
12. Oklahoma State	7-2	766	11
13. Michigan State	7-2	760	24
14. UCF	8-0	736	15
15. USC	8-2	718	17
16. Penn State	7-2	717	7
17. Virginia Tech	7-2	537	13
18. Mississippi State	7-2	464	21
19. Washington State	8-2	420	25
20. Memphis	8-1	376	22
21. Michigan	7-2	184	NR
22. South Florida	8-1	177	NR
23. West Virginia	6-3	163	NR
24. Iowa State	6-3	155	14
25. Iowa	6-3	147	NR

Dropped from rankings: Stanford 18, LSU 19, NC State 20, Arizona 23
 Others receiving votes: LSU 142, NC State 101, Toledo 31, Stanford 22, Boise State 14, Arizona 14, Northwestern 6, Army 2, San Diego State 1

Coaches Poll

Week 11

	Record	Points	Prev
1. Alabama (64)	9-0	1624	—
2. Georgia (1)	9-0	1560	—
3. Wisconsin	9-0	1392	4
4. Clemson	8-1	1379	5
5. Notre Dame	8-1	1367	8
6. Miami	8-0	1326	—
7. Oklahoma	8-1	1314	9
8. Washington	8-1	1154	11
9. TCU	8-1	1143	12
10. Auburn	7-2	900	15
11. Ohio State	7-2	881	3
12. UCF	8-0	854	14
13. Penn State	7-2	817	7
14. USC	8-2	778	17
15. Oklahoma State	7-2	764	10
16. Michigan State	7-2	609	NR
17. Virginia Tech	7-2	555	13
18. Mississippi State	7-2	462	22
19. Memphis	8-1	457	21
20. Washington State	8-2	376	NR
21. South Florida	8-1	306	23
22. Michigan	7-2	261	24
23. Iowa State	6-3	150	16
24. NC State	6-3	149	19
25. LSU	6-3	136	20

Dropped from rankings: Stanford 18, Arizona 25
 Others receiving votes: West Virginia 120, Iowa 112, Stanford 58, Toledo 31, Boise State 29, Arizona 25, San Diego State 18, South Carolina 6, Northwestern 5, Troy 4, Army 3

COACHING STAFF CONSISTENCY

One year after changing numerous coaching positions, head coach Derek Mason heads into his fourth season at Vanderbilt with a staff largely intact from a year ago.

The only offseason change Mason made was forced by illness. Warren Belin, a long-time Commodore defensive coach under Bobby Johnson, returned to campus, serving as Mason's outside linebackers coach.



BELIN

Belin was enticed to Vanderbilt only after learning Osia Lewis would be leaving his duties to battle a liver cancer diagnosis. Lewis left his on-field responsibilities in February, moving into a senior defensive assistant/consultant to the head coach role.

Before the 2016 season, Mason brought on five new staffers: Lewis, Jeff Genyk (special teams coordinator/running backs), Cameron Norcross (offensive line), C.J. Ah You (defensive line) and Chris Marve (inside linebackers).

Only Gerry Gdowski remains from Mason's original staff. Last year, Gdowski mentored Vanderbilt quarterbacks after coaching tight ends in 2014-15.

EXPERIENCE MATTERS

For the first time in the Derek Mason era the Commodores started an overwhelming amount of upperclassmen in 2016.

In the Dores' 13 games last year, 70.3% of the squad's starts went to juniors and seniors. The previous year just 54.2% of the starts went to older student-athletes and only 46.2% of the starts in Mason's first year in 2014.

THREE DORES BACK AFTER ALL-SEC FRESHMAN CAMPAIGNS

Vanderbilt sophomores Sam Loy, Ean Pfeifer and Jared Pinkney are coming off a season when they earned All-SEC Freshman honors from Athlon Sports.

Pfeifer and Pinkney were named to Athlon's first team all-freshman squad. Loy was named as Athlon's second-team punter.

FOUR DORES ON SENIOR BOWL WATCH LIST

Prior to the season, four Commodores were named to the Reese's Senior Bowl watch list.

The four Dores are four of the most productive athletes on the 2017 roster led by Vanderbilt all-time leading rusher Ralph Webb. The star running back set the all-time VU rushing mark last fall and holds the class record for Vandy freshmen, sophomores and juniors entering his senior season.

CLEAR BAG POLICY

The SEC has adopted a league-wide clear bag policy for the 2017-18 season restricting what is allowed inside stadiums, including bats and stadium seat-backs.

LET'S BE CLEAR...

The following clear bag policy will be in effect for all events that take place at Vanderbilt Stadium, Memorial Gym and Hawkins Field beginning in August 2017.

APPROVED ITEMS

- 16" x 16" STADIUM CUSHION (NO POCKETS/NO BAGS)
- 12" x 12" x 12" CLEAR BAG
- 1 GALLON PLASTIC FREEZER BAG
- CLUTCH WITH SHOULDER STRAP (NO LARGER THAN 4.5" x 6.5")
- CLUTCH WITH WRIST STRAP (NO LARGER THAN 4.5" x 6.5")

NON-APPROVED ITEMS

- BACK PACK
- BINOCULAR CASE
- CAMERA CASE
- CINCH BAG
- TINTED PLASTIC BAG
- PRINTED BOTTOM PLASTIC BAG
- HONEY PACK
- STADIUM SEAT W/ BACK
- OVERSIZED TOTE BAG
- DIAPER BAG
- MESH BAG
- PURSE



BURKS, WEBB EARN PRESEASON ALL-SEC NOD

Oren Burks and Ralph Webb were named preseason All-Southeastern Conference recipients by the league’s head coaches prior to the season.

The duo also earned preseason recognition from the media attending SEC Media Days in July.

SEC head coaches voted Webb, a rising senior running back from Gainesville, Fla., and Burks, a rising senior linebacker from Fairfax Station, Va., as third-team all-conference recipients.

A preseason candidate for the Doak Walker and Maxwell awards, Webb enters his final season with 3,342 rushing yards. Webb ranks No. 20 on the SEC career rushing charts and could climb into the league’s top five with a season comparable to last year when he set a new team single-season record with 1,283 rushing yards.

A Butkus Award candidate, Burks finished with 40 unassisted tackles, 59 total stops, 6.5 tackles for loss, 3.5 quarterback sacks and an interception last year. Burks’ career statistics of 155 total tackles and four interceptions are active team highs.

POLY PIPELINE GROWING IN NASHVILLE

Vanderbilt’s Poly pipeline continues to grow in 2017 with six student-athletes on the roster with Polynesian decent, doubling last year’s total.

Senior Nifae Lealao is the elder statesman of the group and has been joined by now redshirt freshmen Josiah Sa’o and Sean McMoore. Sa’o plays alongside Lealao on the defensive line with McMoore on the offensive line. McMoore is the first Hawaiian to suit up for VU while Lealao and Sa’o both hail from California.

The Dores’ freshman class features three new players with Poly blood, including two from The Rock in Feleti Afemui and Jonah Buchanan. Afemui is a linebacker from Kahului with Buchanan playing alongside Lealao and Sa’o on the defensive line from Honolulu. Michael Owusu rounds the gridiron group playing outside linebacker from Oxnard, Calif.

Vanderbilt’s soccer team joined the Polynesian party, adding sophomore Taiana Tolleson to the growing ‘ohana’ (family) at Vanderbilt.

Even with seven Polynesians in athletics on West End, the most famous Polynesian in Nashville remains Heisman Trophy winner and Tennessee Titans QB Marcus Mariota.

LIKE FATHER, LIKE SON

WR Caleb Scott and DB Donovan Sheffield are second-generation Commodores. Both following their dad’s collegiate path through Vanderbilt

Scott is the son of former Commodore TE Chuck Scott (1981-84). Scott’s dad was a 1983 All-America and two-time All-SEC pick who still ranks T-3rd all-time among Commodores with 20 TD catches, sixth in receiving yards (2,219), and seventh in receptions (145).

Sheffield is the son of DB Robert Sheffield (1993-95). Sheffield’s dad was a three-year letterwinner at cornerback from 1993-95.

SEC STANDINGS

Eastern Division

Team	OVR	SEC	Home	Road	Strk
Georgia	9-0	6-0	5-0	3-0	W9
S. Carolina	6-3	4-3	3-1	2-2	L1
Kentucky	6-3	3-3	4-2	2-1	L1
Florida	3-5	3-4	2-2	1-1	L4
Missouri	4-5	1-4	3-3	1-2	W3
Tennessee	4-5	0-5	3-2	0-3	W1
Vanderbilt	4-5	0-5	3-2	1-3	W1

Western Division

Team	OVR	SEC	Home	Road	Strk
Alabama	9-0	6-0	6-0	2-0	W9
Auburn	7-2	5-1	4-0	3-2	W2
Miss. St.	7-2	3-2	5-0	2-2	W4
LSU	6-3	3-2	3-1	2-2	L1
Texas A&M	5-4	3-3	3-3	1-1	L2
Ole Miss	4-5	2-4	3-2	1-3	W1
Arkansas	4-5	1-4	3-2	1-2	W2

This Week in the SEC

Saturday, Nov. 11

- Arkansas at LSU | 11 a.m. | ESPN
- Louisiana at Ole Miss | 11 a.m. | SECN
- Florida at South Carolina | 11 a.m. | CBS
- Georgia at Auburn | 2:30 p.m. | CBS
- Kentucky at Vanderbilt | 3 p.m. | SECN
- Alabama at Mississippi State | 6 p.m. | ESPN
- New Mexico at Texas A&M | 6 p.m. | ESPNU
- Tennessee at Missouri | 6:30 p.m. | SECN

Next Week in the SEC

Saturday, Nov. 18

- Mississippi State at Arkansas | TBA | TBA
- Texas A&M at Ole Miss | TBA | TBA
- Mercer at Alabama | 11 a.m. | SECN
- Louisiana Monroe at Auburn | 11 a.m. | ESPN2
- Kentucky at Georgia | 2:30 p.m. | CBS
- UAB at Florida | 3 p.m. | SECN
- Wofford at South Carolina | 3 p.m. | SECN-A
- LSU at Tennessee | 6 p.m. | ESPN/2
- Missouri at Vanderbilt | 6:30 p.m. | SECN

All times Central

VU Weekly Award Winners

SEC co-Defensive Player of the Week

LaDarius Wiley - Week 3 - vs. Kansas State

Maxwell/Bednarik Defensive Player of the Week

Joejuan Williams - Week 3 - vs. Kansas State



GAME	FINAL SCORE	SCORE BY QUARTER				FIRST DOWNS				RUSHING			PASSING			OFFENSE		PUNTING	FUMBLES	PENALTY	THIRD	TOTAL
		1	2	3	4	RU	PA	PN	TOT	ATT	YDS	TD	C-A-I	YDS	TD	ATT	YDS	NO-AVG	NO-LOST	NO-YDS	DOWNS	TOP
VU	28	14	7	7	0	5	10	0	15	35	71	1	20-28-0	296	3	63	367	7-41.9	1-0	6-69	8-16	36:33
MT	6	0	0	0	6	3	8	3	14	26	49	0	18-31-1	166	1	57	215	7-40.7	1-0	4-14	0-12	23:27
AAMU	0	0	0	0	0	4	1	2	7	32	59	0	8-21-2	44	0	53	103	10-35.4	1-0	5-21	2-14	29:19
VU	42	14	21	7	0	8	10	0	18	35	174	2	19-26-0	227	4	61	401	5-33.2	0-0	4-40	6-13	30:41
KSU	7	0	7	0	0	10	3	0	13	35	201	1	10-28-2	76	0	63	277	7-37.7	0-0	7-68	4-16	30:27
VU	14	7	0	0	7	2	9	0	11	32	65	1	14-23-0	205	1	55	270	8-33.5	1-1	5-50	4-13	29:33
ALA	59	21	10	21	7	24	12	2	38	66	496	6	17-27-0	181	2	93	677	2-32.0	3-0	6-40	9-15	42:55
VU	0	0	0	0	0	1	1	1	3	16	40	0	7-22-1	38	0	38	78	9-43.7	1-1	5-20	1-10	17:05
VU	24	7	10	0	7	3	13	1	17	20	46	0	18-40-0	264	3	60	310	6-41.0	2-0	4-38	3-13	24:00
FLA	38	7	10	7	14	11	9	3	23	51	218	5	17-26-0	249	0	77	467	5-42.2	1-0	9-64	7-16	36:00
UGA	45	7	14	17	7	21	6	0	27	54	423	4	10-14-0	126	2	68	549	1-59.0	2-1	7-46	7-11	34:23
VU	14	0	7	0	7	3	8	0	11	22	76	1	17-31-0	172	1	53	236	7-36.3	0-0	5-25	6-15	25:37
VU	35	0	21	0	14	7	13	1	21	37	188	2	18-37-1	229	3	74	417	4-38.8	3-1	6-52	8-18	31:49
OM	57	7	28	12	10	12	13	2	27	41	252	3	22-35-0	351	4	76	603	4-39.2	0-0	11-79	3-11	28:11
VU	27	7	6	7	7	8	15	4	27	23	107	0	27-49-1	333	4	72	440	4-34.5	2-0	10-100	8-15	29:24
SC	34	14	10	7	3	14	8	4	26	37	212	3	19-29-0	174	1	66	386	3-48.0	0-0	7-50	7-14	30:36
WKU	17	7	7	3	0	4	15	3	22	30	-6	1	33-53-1	355	1	83	349	5-40.6	0-0	5-31	8-21	32:29
VU	31	14	7	7	3	7	12	0	19	35	174	2	14-21-0	220	2	56	394	5-44.8	0-0	6-54	5-11	27:31
UK																						
VU																						
MIZ																						
VU																						
VU																						
UT																						

Vanderbilt Long Plays

YARDS	RUSH	PASS	KR	PR	TD
20-29	2	12	7	-	2
30-39	3	11	1	-	2
40-49	2	2	1	-	3
50-59	-	-	-	-	-
60-69	-	-	-	-	-
70-79	-	1	-	-	1
80-89	-	-	-	-	-
90-99	-	-	-	-	-
TOTALS	7	26	9	0	8

Opponent Long Plays

YARDS	RUSH	PASS	KR	PR	TD
20-29	10	12	1	2	4
30-39	2	7	1	-	5
40-49	-	2	-	-	1
50-59	2	2	-	-	3
60-69	1	-	-	-	1
70-79	-	-	-	-	-
80-89	-	-	-	-	-
90-100	-	-	-	-	-
TOTALS	15	23	2	2	14

Three-&-Out Drives

	VANDERBILT THREE-&-OUTS/DRIVES	OPPONENT THREE-&-OUTS/DRIVES
@Middle Tenn.	5/15 (33.3%)	6/13 (46.2%)
Alabama A&M	1/13 (7.7%)	6/14 (42.9%)
Kansas State	5/13 (38.5%)	4/12 (33.3%)
Alabama	7/12 (58.3%)	1/12 (8.3%)
@Florida	4/11 (36.4%)	3/12 (25.0%)
Georgia	2/10 (20.0%)	0/11 (0.0%)
@Ole Miss	4/15 (26.7%)	2/16 (12.5%)
@S. Carolina	0/11 (0.0%)	2/12 (16.7%)
W. Kentucky	4/12 (33.3%)	3/12 (25.0%)
Kentucky		
Missouri		
@Tennessee		
TOTALS	32/112 (28.6%)	27/114 (23.7%)





Vanderbilt Scoring Drives

OPP	PLAYS	YARDS	TIME	SCORING PLAY
@MT	5	75	2:29	Lipscomb 37-yd pass from Shurmur
@MT	3	40	1:04	Webb 1-yd run
@MT	13	76	7:43	Lipscomb 4-yd pass from Shurmur
@MT	3	80	1:24	Webb 73-yd pass from Shurmur
AAMU	11	67	6:22	Webb 6-yd run
AAMU	6	54	3:10	Pinkney 10-yd pass from Shurmur
AAMU	6	81	2:33	Lipscomb 45-yard pass from Shurmur
AAMU	3	10	0:53	Shurmur 1-yd run
AAMU	4	65	1:28	Sherfield 25-yd pass from Shurmur
AAMU	1	23	0:06	Pinkney 23-yd pass from Shurmur
KSU	13	84	7:53	Duncan 2-yd pass from Shurmur
KSU	4	33	1:53	Shurmur 2-yd run
UF	7	75	3:55	Lipscomb 13-yd pass from Shurmur
UF	7	75	3:12	Scott 12-yd pass from Shurmur
UF	9	60	3:57	Openshaw 42-yd FG
UF	14	77	3:56	Marcus 7-yd pass from Shurmur
UGA	6	75	1:30	Webb 1-yd run
UGA	4	1	0:59	Duncan 3-yd pass from Shurmur
MISS	8	97	4:36	Webb 38-yd run
MISS	5	56	2:30	Webb 1-yd run
MISS	5	75	1:27	Lipscomb 13-yd pass from Shurmur
MISS	7	67	1:48	Pinkney 1-yd pass from Shurmur
MISS	11	75	4:07	Sherfield 6-yd pass from Wallace
SC	6	75	2:54	Blasingame 9-yd pass from Shurmur
SC	6	54	1:45	Duncan 8-yd pass from Shurmur
SC	3	70	1:28	Lipscomb 47-yd pass from Shurmur
SC	14	77	4:52	Duncan 4-yd pass from Shurmur
WKU	11	75	5:54	Sherfield 4-yd pass from Shurmur
WKU	8	75	4:04	Webb 8-yd run
WKU	8	84	1:12	Ellis 31-yd pass from Shurmur
WKU	2	65	0:44	Sherfield 45-yd run
WKU	8	41	4:46	Openshaw 39-yd FG

Opponent Scoring Drives

OPP	PLAYS	YARDS	TIME	SCORING PLAY
@MT	3	47	1:05	James 22-yd pass from Stockstill
KSU	8	75	4:13	Ertz 15-yd run
ALA	5	47	1:30	Scarborough 6-yd run
ALA	2	70	0:36	Harris 61-yd run
ALA	6	26	2:38	Harris 2-yd run
ALA	13	75	5:39	Scarborough 2-yd run
ALA	13	71	3:43	Pappanastos 22-yd FG
ALA	8	75	2:53	Harris 2-yd run
ALA	8	68	1:58	Jeudy 34-yd pass from Tagovailoa
ALA	4	58	1:35	Smith 27-yd pass from Tagovailoa
ALA	10	89	5:38	Robinson Jr. 17-yd run
UF	10	62	5:20	Perine 1-yd run
UF	7	45	2:56	Perine 13-yd run
UF	7	71	0:43	Pineiro 21-yd FG
UF	8	73	3:56	Davis 1-yd run
UF	12	65	6:04	Perine 1-yd run
UF	5	48	1:31	Davis 39-yd run
UGA	7	83	2:46	Chubb 33-yd run
UGA	8	45	3:27	Swift 5-yd pass from Fromm
UGA	11	80	6:12	Chubb 14-yd run
UGA	4	75	1:46	Godwin 47-yd pass from Fromm
UGA	3	64	1:04	Michel 50-yd run
UGA	12	65	5:55	Blankenship 27-yd FG
UGA	6	50	2:09	Holyfield 15-yd run
MISS	3	74	0:51	Brown 58-yd pass from Patterson
MISS	5	75	1:09	Lodge 35-yd pass from Patterson
MISS	4	27	1:22	Patterson 4-yd run
MISS	5	65	1:15	Wilkins 18-yd run
MISS	5	30	1:16	Lodge 6-yd pass from Patterson
MISS	3	50	0:50	Brown 29-yd pass from Patterson
MISS	5	22	2:10	Logan 22-yd FG
MISS	10	57	4:53	Logan 25-yd FG
MISS	2	66	0:57	Swinney 55-yd run
SC	5	75	1:41	Bentley 13-yd run
SC	10	64	3:38	Turner 1-yd run
SC	5	75	1:57	Smith 36-yd pass from Bentley
SC	6	8	2:15	White 44-yd FG
SC	8	72	5:01	Bentley 11-yd run
SC	10	43	4:23	White 39-yd FG
WKU	4	61	0:56	Fant 25-yd pass from White
WKU	8	82	1:59	White 3-yd run
WKU	17	63	5:40	Nuss 29-yd FG

Scoring Drive Breakdown

Yardage	VANDERBILT		OPPONENT	
	TD	FG	TD	FG
No drive	-	-	-	-
Neg. Yards	-	-	-	-
0-9	1	-	-	1
10-19	1	-	-	-
20-29	1	-	2	1
30-39	1	-	1	-
40-49	1	1	5	1
50-59	3	-	3	1
60-69	4	1	8	2
70-79	13	-	11	2
80-89	4	-	4	-
90-99	1	-	-	-
TOTALS	30	2	34	8

Game-Opening Drives

OPP	VANDERBILT			OPPONENTS		
	PTS	1STS	YDS	PTS	1STS	YDS
@Middle Tenn.	7	3	75	0	2	31
Alabama A&M	7	4	67	0	1	2
Kansas State	0	0	6	0	0	5
Alabama	0	1	14	0	2	28
@Florida	0	0	0	0	0	7
Georgia	0	2	33	7	4	78
@Ole Miss	0	1	31	0	0	-2
@S. Carolina	7	4	75	7	4	60
W. Kentucky	7	5	75	0	0	2
Kentucky						
Missouri						
@Tennessee						
TOTALS	28	19	376	14	13	211

Second Half-Opening Drives

OPP	VANDERBILT			OPPONENTS		
	PTS	1STS	YDS	PTS	1STS	YDS
@Middle Tenn.	7	0	80	0	0	9
Alabama A&M	0	1	10	0	0	5
Kansas State	0	2	38	0	2	24
Alabama	0	0	3	7	4	75
@Florida	0	1	15	0	0	6
Georgia	0	0	7	7	3	75
@Ole Miss	0	0	-11	7	2	50
@S. Carolina	7	3	70	0	3	46
W. Kentucky	0	0	9	3	6	63
Kentucky						
Missouri						
@Tennessee						
TOTALS	14	7	221	24	20	353

Scoring Drive Superlatives

Most Plays/Result
Most Yards/Result
Most Time/Result

VANDERBILT
(2x) 14/TD at South Carolina
97/TD at Ole Miss
7:53/TD vs. Kansas State

OPPONENT
17/FG vs. W. Kentucky
89/TD vs. Alabama
6:12/TD vs. Georgia



The Last Vanderbilt Player...

Player scored 3 TDs _____ Ralph Webb vs. Ole Miss (3, 11/19/2016)
 Player scored 4 TDs or more _____ Earl Bennett vs. Kentucky (5, 11/12/2005)
 QB passes for 3 TDs _____ Kyle Shurmur at Florida (3, 9/30/2017)
 QB passes for 4+ TDs _____ Kyle Shurmur at S. Carolina (4, 10/28/2017)
 QB passed for 200-299 yards _____ Kyle Shurmur vs. W. Kentucky (220, 11/4/2017)
 QB passed for 300-399 yards _____ Kyle Shurmur at S. Carolina (333, 10/28/2017)
 QB passed for 400+ yards _____ Kyle Shurmur vs. Tennessee (416, 11/26/2016)
 70+ yard reception _____ Shurmur to Webb at Middle Tenn. (73, 9/2/2017)
 Rushed for 100-199 yards _____ Ralph Webb vs. W. Kentucky (104, 11/4/2017)
 Rushed for 200-299 yards _____ Ralph Webb vs. Middle Tennessee (211, 9/10/2016)
 Rushed for 300+ yards _____ Frank Mordica vs. Air Force (321, 11/18/1978)
 70+ yard rush _____ Ralph Webb at Florida (74, 11/7/2015)
 Rushed for 3+ TD _____ Ralph Webb vs. Ole Miss (3, 11/19/2016)
 Receiver had 100-199 yards _____ Kalija Lipscomb at S. Carolina (128, 10/28/2017)
 Receiver had 200+ yards _____ Trent Sherfield vs. Austin Peay (240, 9/1/2015)
 Had 3+ TD receptions _____ Earl Bennett vs. Richmond (3, 9/1/2007)
 Returned kickoff for TD _____ Darrius Sims vs. South Carolina (100, 9/120/2014)
 Returned punt for TD _____ Jonathan Krause at Wake Forest (83, 11/24/2012)
 Returned INT for TD _____ Oren Burks vs. Kentucky (30, 11/14/2015)
 Returned fumble for TD _____ Taurean Ferguson at Kentucky (22, 10/8/2016)
 Kicked three or more FGs _____ Tommy Openshaw at Auburn (3, 11/5/2016)
 Kicked 50+ yard FG _____ Tommy Openshaw vs. NC State (52, 12/26/2016)
 Had 70+ yard punt _____ Tommy Openshaw vs. Missouri (78, 10/24/2015)
 Recorded 10+ tackles _____ LaDarius Wiley (11) at Ole Miss (10/14/2017)
 Recorded 3+ tackles for loss _____ Odeyingbo, Wright at Middle Tenn. (3.0, 9/2/2017)
 Recorded 3+ sacks _____ Charles Wright at Middle Tenn. (3.0, 9/2/2017)
 Blocked opponent punt _____ Andrew Rector vs. Alabama A&M (9/9/2017)
 Returned blocked punt for TD _____ Stephen Weatherly vs. UMass (11, 9/13/2014)
 Blocked opponent FG _____ Zach Cunningham at Auburn (11/5/2016)
 Blocked a PAT _____ Nifae Lealao at Middle Tenn. (9/2/2017)
 Scored on safety _____ Team vs. Middle Tennessee (9/10/2016)

The Last Time Vanderbilt...

Achieved 30+ first downs _____ vs. Old Dominion (33, 11/1/2014)
 Topped 500+ Yards in Total Offense _____ vs. Tennessee (608, 11/26/2016)
 300 or more passing yards _____ at South Carolina (333, 10/28/2017)
 400 or more passing yards _____ vs. Tennessee (416, 11/26/2016)
 Rushed for 200-299 yards _____ vs. Middle Tennessee (231, 9/10/2016)
 Rushed for 300-399 yards _____ vs. Tennessee State (358, 10/22/2016)
 Rushed for 400+ yards _____ vs. Presbyterian (410, 9/15/2012)
 Scored 40 points or more _____ vs. Alabama A&M (42, 9/9/2017)
 Held foe under 100 total yards _____ vs. Chattanooga (93, 9/6/2003)
 Held foe to less than 200 total yards _____ vs. Alabama A&M (103, 9/9/2017)
 Held foe under 100 rushing yards _____ vs. Western Kentucky (-6, 11/4/2017)
 Held foe under 100 passing yards _____ vs. Kansas State (76, 9/16/2017)
 Held foe scoreless _____ vs. Alabama A&M (42-0, 9/9/2017)

The Last Opposing Player...

Player scored 3 TDs _____ LaMical Perine at Florida (3, 9/30/2017)
 Player scored 4 TDs or more _____ Justin Boyle at Duke (4, 10/28/2006)
 QB passes for 3 TDs _____ Ryan Finley vs. NC State (3, 12/26/2016)
 QB passes for 4+ TDs _____ Shea Patterson at Ole Miss (4, 10/14/2017)
 QB passed for 200-299 yards _____ Ryan Finley vs. NC State (235, 12/26/2016)
 QB passed for 300-399 yards _____ Mark White vs. W. Kentucky (324, 11/4/2017)
 QB passed for 400+ yards _____ Bo Wallace vs. Ole Miss (403, 11/10/2012)
 70+ yard reception _____ Lock to Moore at Missouri (82, 11/12/2016)
 Rushed for 100-199 yards _____ A.J. Turner at S. Carolina (121, 10/28/2017)
 Rushed for 200+ yards _____ Arian Foster vs. Tennessee (223, 11/19/2005)
 Rushed for 3+ TDs _____ LaMical Perine at Florida (3, 9/30/2017)
 70+ yard rush _____ Pharoh Cooper vs. So. Carolina (70, 9/20/2014)
 Receiver had 100-199 yards _____ Lucky Jackson vs. W. Kentucky (135, 11/4/2017)
 Receiver had 200+ yards _____ Craig Yeast Kentucky (269, 11/13/1998)
 Had 3+ TD receptions _____ Jaylen Samuels vs. NC State (3, 12/26/2016)
 Returned kickoff for TD _____ Nyheim Hines vs. NC State (100, 12/26/2016)
 Returned punt for TD _____ Cameron Sutton at Tennessee (85, 11/28/2015)
 Returned INT for TD _____ Niles Clark vs. NC State (32, 12/26/2016)
 Returned fumble for TD _____ Christian Holmes at Miss. State (51, 11/22/2014)
 Kicked at least three FGs _____ Daniel Carlson at Auburn (3, 11/5/2016)
 Kicked 50+ yard FG _____ Daniel Carlson at Auburn (53, 11/5/2016)
 Had 70+ yard punt _____ Ryan Janvion vs. Wake Forest (71, 11/30/2013)
 Recorded 10+ total tackles _____ Chris Lammons at S. Carolina (10, 10/28/2017)
 Recorded 3+ tackles for loss _____ Marquis Haynes at Ole Miss (3.5, 10/14/2017)
 Blocked VU punt _____ Drell Greene at WKU (9/24/2016)
 Returned blocked punt for TD _____ L. Mathis vs. Charleston So. (17, 10/11/2014)
 Blocked VU FG _____ Shariff Floyd at Florida (11/5/2011)
 Blocked VU PAT _____ D.J. Wonnum at S. Carolina (10/28/2017)
 Scored on VU safety _____ Marquis Haynes at Ole Miss (10/14/2017)

The Last VU Opponent...

Achieved 30+ first downs in game _____ vs. Alabama (38, 9/23/2017)
 Topped 500+ Yards in Total Offense _____ vs. Georgia (549, 10/7/2017)
 300 or more passing yards _____ vs. Western Kentucky (355, 11/4/2017)
 400 or more passing yards _____ Ole Miss, (403, 11/10/2012)
 Rushed for 200-299 yards _____ at South Carolina (212, 10/28/2017)
 Rushed for 300-399 yards _____ at Tennessee (331, 11/28/2015)
 Rushed for 400+ yards _____ vs. Georgia (423, 10/7/2017)
 Scored 40 points or more _____ at Ole Miss (57, 10/14/2017)
 Held Vanderbilt under 200 total yards _____ vs. Alabama (78, 9/23/2017)
 Held Vanderbilt under 100 rushing yards _____ vs. Georgia (64, 10/7/2017)
 Held Vanderbilt under 100 passing yards _____ vs. Alabama (38, 9/23/2017)
 Held Vanderbilt scoreless _____ vs. Alabama (59-0, 9/23/2017)



Vanderbilt Individual Season-Highs

Rush Attempts	24	Ralph Webb, @Middle Tenn.
Yards Rushing	163	Ralph Webb, @Ole Miss
TD Rushes	2	Ralph Webb, @Ole Miss
Long Rush	48	Donaven Tennyson, @Ole Miss
Pass Attempts	49	Kyle Shurmur, @South Carolina
Pass Completions	27	Kyle Shurmur, @South Carolina
Yards Passing	333	Kyle Shurmur, @South Carolina
TD Passes	4 (2x)	Kyle Shurmur, @South Carolina
Long Pass	73	Kyle Shurmur, @Middle Tenn.
Receptions	8	C.J. Duncan, @South Carolina
Yards Receiving	128	Kalija Lipscomb, @South Carolina
TD Receptions	2 (3x)	C.J. Duncan, @South Carolina
Long Reception	73	Ralph Webb, @Middle Tenn.
Field Goals	1 (2x)	last Tommy Openshaw, W. Kentucky
Long Field Goal	42	Tommy Openshaw, @Florida
Punts	9	Sam Loy, Alabama
Punting Avg.	44.8	Sam Loy, W. Kentucky
Long Punt	56	Sam Loy, Georgia
Punts Inside 20	3	Sam Loy, @South Carolina
Long Punt Return	18	Kalija Lipscomb, @South Carolina
Long Kickoff Return	45	Jamauri Wakefield, @Ole Miss
Tackles	15	Oren Burks, @Florida
Sacks	3.0	Charles Wright, @Middle Tenn.
Tackles for Loss	3.0 (2x)	Odeyingbo, Wright, @Middle Tenn.
Interceptions	1 (6x)	last Ryan White, W. Kentucky

Vanderbilt Team Game-Highs

Rushes	37	@Ole Miss
Yards Rushing	188	@Ole Miss
Yards per Rush	5.1	@Ole Miss
TD Rushes	2 (3x)	last W. Kentucky
Pass Attempts	49	@South Carolina
Pass Completions	27	@South Carolina
Yards Passing	333	@South Carolina
Yards per Pass Comp.	15.7	W. Kentucky
TD Passes	4 (2x)	last @South Carolina
Total Plays	74	@Ole Miss
Total Offense	440	@South Carolina
Yards per Play	7.0	W. Kentucky
Points	42	Alabama A&M
Sacks By	6	W. Kentucky
First Downs	27	@South Carolina
Penalties	10	@South Carolina
Penalty Yards	100	@South Carolina
Turnovers	2 (2x)	last @Ole Miss
Interceptions By	2 (2x)	last Kansas State
Punts	9	Alabama
Punting Avg.	44.8	W. Kentucky
Long Punt	56	Georgia
Punts Inside 20	3 (2x)	last @South Carolina

Vanderbilt's Longest Plays

Rushing	48	@Ole Miss
Passing	73	@Middle Tennessee
Field Goal	42	@Florida
Punt	56	Georgia
Punt Return	18	@South Carolina
Kickoff Return	45	@Ole Miss
Interception Return	28	@Middle Tennessee
Fumble Return	15	Georgia

Opponent Individual Season-Highs

Rush Attempts	24	Jesse Ertz, Kansas State
Yards Rushing	151	Damien Harris, Alabama
TD Rushes	3 (2x)	LaMical Perine, @Florida
Long Rush	61	Damien Harris, Alabama
Pass Attempts	50	Mike White, W. Kentucky
Pass Completions	31	Mike White, W. Kentucky
Yards Passing	351	Shea Patterson, @Ole Miss
TD Passes	4	Shea Patterson, @Ole Miss
Long Pass	58	Shea Patterson, @Ole Miss
Receptions	10	Richie James, @Middle Tenn.
Yards Receiving	174	A.J. Brown, @Ole Miss
TD Receptions	2 (2x)	Brown, Lodge, @Ole Miss
Long Reception	58	A.J. Brown, @Ole Miss
Field Goals	2 (2x)	Parker White, @South Carolina
Long Field Goal	44	Parker White, @South Carolina
Punts	9	Nick Carden, Alabama A&M
Punting Avg.	59.0	C. Nizialek, Georgia
Long Punt	61	Nick Carden, Alabama A&M
Punts Inside 20	4	John Townsend, @Florida
Long Punt Return	20 (2x)	Mecole Hardman, Georgia
Long Kickoff Return	31	Jaylon Jones, @Ole Miss
Tackles	10 (5x)	Chris Lammons, @South Carolina
Sacks	3.0	Marquis Haynes, @Ole Miss
Tackles for Loss	3.5	Marquis Haynes, @Ole Miss
Interceptions	1 (3x)	Steven Montac, @South Carolina

Opponent Team Game-Highs

Rushes	66	Alabama
Yards Rushing	496	Alabama
Yards per Rush	7.8	Georgia
TD Rushes	6	Alabama
Pass Attempts	53	W. Kentucky
Pass Completions	33	W. Kentucky
Yards Passing	355	W. Kentucky
Yards per Pass Comp.	16.0	@Ole Miss
TD Passes	4	@Ole Miss
Total Plays	93	Alabama
Total Offense	677	Alabama
Yards per Play	8.1	Georgia
Points	59	Alabama
Sacks By	7	@Ole Miss
First Downs	38	Alabama
Penalties	11	@Ole Miss
Penalty Yards	79	@Ole Miss
Turnovers	2 (2x)	last Kansas State
Interceptions By	1 (3x)	last @South Carolina
Punts	10	Alabama A&M
Punting Avg.	59.0	Georgia
Long Punt	61	Alabama A&M
Punts Inside 20	4 (2x)	last @Florida

Opponent's Longest plays

Rushing	61	Alabama
Passing	58	@Ole Miss
Field Goal	25	@Ole Miss
Punt	61	Alabama A&M
Punt Return	20 (2x)	last Georgia
Kickoff Return	31	@Ole Miss
Interception Return	11	@Ole Miss
Fumble Return		



2017 VANDERBILT COMMODORES

Roster A-Z			#	Name	Pos.	Ht.	Wt.	Year	CL	Hometown/High School (Other)
#	Name	Pos.	2	Arnold Tarpley III	S	6-1	203	SR	3L	Pittsburgh, Pa./Central Catholic
17	Feleti Afemui	LB	2	Deuce Wallace	QB	6-2	210	R-FR	RS	Sevierville, Tenn./Sevier County
18	Colin Anderson	LB	3	Taurean Ferguson	CB	5-9	190	R-SR	3L	Jonesboro, Ga./Jonesboro
78	Bryce Bailey	OL	3	Shawn Stankavage	QB	6-2	205	R-JR	RS	Durham, N.C./Cardinal Gibbons
38	Gil Barksdale	DB	4	Emmanuel Smith	LB	6-2	240	SR	3L	Murfreesboro, Tenn./Oakland
91	Drew Birchmeier	DL	4	Donaven Tennyson	WR	5-10	170	SO	1L	Richmond, Va./Benedictine College Prep
23	Khari Blasingame	RB	5	Ke'Shawn Vaughn	RB	5-10	215	JR	TR	Nashville, Tenn./Pearl-Cohn/Illinois
81	James Bostic	WR	5	LaDarius Wiley	S	6-1	210	R-JR	2L	Los Angeles, Calif./Cathedral
92	Jonah Buchanan	DL	6	Zaire Jones	S	6-0	200	R-FR	RS	Meridian, Miss./Meridian
20	Oren Burks	LB	7	Dimitri Moore	LB	6-3	215	FR	HS	Cedar Hill, Texas/Cedar Hill
74	Cole Clemens	OL	7	Ralph Webb	RB	5-10	202	R-SR	3L	Gainesville, Fla./Gainesville
77	Devin Cochran	OL	8	Joejuan Williams	CB	6-3	208	SO	1L	Nashville, Tenn./Father Ryan/Hendersonville
82	Turner Cockrell	TE	9	Caleb Peart	LB	6-1	235	R-SO	1L	Chandler, Ariz./Hamilton
35	Frank Coppet	DB	9	Caleb Scott	WR	6-2	202	SR	3L	Suwanee, Ga./North Gwinnett
22	Josh Crawford	RB	10	Dayo Odeyingbo	DL	6-6	250	FR	HS	Irving, Texas/Carrollton Ranchview
12	Tae Daley	DB	10	Trent Sherfield	WR	6-1	205	SR	3L	Danville, Ill./Danville
96	Darion DeBrossard	DL	11	Charles Wright	LB	6-3	240	R-JR	2L	Irvine, Calif./Beckman
52	Brayden DeVault-Smith	LB	12	Tae Daley	DB	6-0	185	FR	HS	Warner Robins, Ga./Northside
76	Egidio DellaRipa	OL	12	Jacob Free	QB	6-4	215	FR	HS	Brantley, Ala./Brantley
84	Sam Dobbs	TE	13	Jackson Winrow	WR	6-1	195	R-FR	RS	Shawnee, Okla./Shawnee
19	C.J. Duncan	WR	14	Kyle Shurmur	QB	6-4	227	JR	2L	Philadelphia, Pa./La Salle College
99	Stone Edwards	DL	14	Ryan White	S	5-10	190	GR	3L	Louisville, Ky./Trinity
36	Trey Ellis	WR	15	Elijah Hamilton	DB	6-2	200	R-FR	RS	Roswell, Ga./Blessed Trinity Catholic
3	Taurean Ferguson	CB	15	Alex Stump	WR	6-3	210	R-SO	TR	Avon, Ohio/St. Edward/Ohio State
55	David Floyd	OL	16	Kalija Lipscomb	WR	6-1	200	SO	1L	New Orleans, La./Jesuit
12	Jacob Free	QB	17	Feleti Afemui	LB	6-3	235	FR	HS	Kahului, Hawaii/Maui
28	Allan George	DB	17	Tommy Openshaw	K	6-2	200	GR	3L	Jacksonville, Fla./Creekside
27	Jaire George	FB	18	Colin Anderson	LB	6-2	215	FR	HS	Florence, Ala./Brooks
75	Bailey Granier	OL	18	Hayden Pegley	QB	6-1	190	FR	HS	Burlingame, Calif./Menlo School
40	Jordan Griffin	LB	19	C.J. Duncan	WR	5-11	203	R-SR	3L	Montgomery, Ala./St. James School
98	Ryley Guay	K	19	Sam Loy	P	6-1	190	SO	1L	San Clemente, Calif./Santa Margarita Catholic
15	Elijah Hamilton	DB	20	Oren Burks	LB	6-3	230	R-SR	3L	Fairfax Station, Va./South County
24	Randall Haynie	DB	21	Donovan Sheffield	CB	6-0	190	JR	2L	Nashville, Tenn./Ensworth
42	Kenny Hebert	LB	22	Josh Crawford	RB	5-10	198	JR	2L	Montgomery, Ala./Edgewood Acad.
31	Tre Herndon	DB	23	Khari Blasingame	RB	6-1	235	R-JR	2L	Huntsville, Ala./Buckhorn
33	Jay Hockaday	LB	24	Randall Haynie	DB	6-0	185	FR	HS	Fort Lauderdale, Fla./Cardinal Gibbons
6	Zaire Jones	S	25	Josh Smith	LB	6-4	240	JR	2L	Murfreesboro, Tenn./Oakland
65	Braden Kopp	OL	26	Andrew Rector	S	6-0	205	JR	2L	Nashville, Tenn./Father Ryan
77	Nifae Lealao	DL	27	Jaire George	FB	6-1	230	R-SO	RS	Hyattville, Md./DeMatha Catholic HS
59	John Learned	OL	28	Allan George	DB	6-1	185	FR	HS	Andalusia, Ala./Andalusia
30	Bryce Lewis	CB	28	Dallas Rivers	RB	6-1	225	SR	3L	Stone Mountain, Ga./Stephenson
16	Kalija Lipscomb	WR	29	Austin Quillen	S	5-11	190	R-FR	RS	Jenks, Okla./Jenks
19	Sam Loy	P	30	Bryce Lewis	CB	6-0	185	R-JR	2L	Lilburn, Ga./Parkview
83	Nathan Marcus	TE	31	Tre Herndon	CB	6-1	188	SR	3L	Chattanooga, Tenn./East Hamilton
45	Cody Markel	TE	32	Jamauri Wakefield	RB	6-1	220	R-FR	RS	Jacksonville, Fla./Providence
47	Alex Maxey	SN	33	Jay Hockaday	LB	6-3	230	R-SO	1L	Nashville, Tenn./Christ Presbyterian Acad.
54	Kade Mayle	DL	34	Dare Odeyingbo	DE	6-2	272	JR	2L	Irving, Texas/Cistercian Prep
39	Bailey McElwain	FB	35	Frank Coppet	DB	5-11	185	R-FR	RS	Fort Lauderdale, Fla./St. Thomas Aquinas
53	Sean McMoore	OL	36	Trey Ellis	WR	5-9	170	SR	2L	Charlotte, N.C./Ardrey Kell
63	Grant Miller	OL	38	Gil Barksdale	DB	5-10	180	SO	1L	Solon, Ohio/Solon
48	Andre Mintze	LB	39	Bailey McElwain	FB	6-1	238	SO	1L	Trussville, Ala./Hewitt-Trussville
7	Dimitri Moore	LB	40	Jordan Griffin	LB	6-0	223	JR	2L	Tampa, Fla./Armwood HS
97	Reid Nelson	P	41	Baffour Osei	RB	5-8	180	JR	SQ	Accra, Ghana/Oaks Christian
34	Dare Odeyingbo	DE	42	Kenny Hebert	LB	6-4	228	R-FR	RS	New Orleans, La./Holy Cross
10	Dayo Odeyingbo	DL	44	Jalen Pinkney	DL	6-4	230	FR	HS	Norcross, Ga./Norcross
			45	Cody Markel	TE	6-5	245	R-FR	RS	Middleton, Wisc./Middleton



2017 VANDERBILT COMMODORES

#	Name	Pos.	Ht.	Wt.	Year	CL	Hometown/High School (Other)
45	Scott Sypniewski	SN	6-1	231	GR	TR	Ottawa, Ill./Marquette/Michigan
46	Keithian Starling	WR	6-0	180	FR	HS	Nashville, Tenn./Nashville Christian
48	Andre Mintze	LB	6-3	235	R-FR	RS	Philadelphia, Pa./Imhotep Institute
47	Alex Maxey	SN	5-11	180	FR	HS	Phoenix, Ariz./Pinnacle
49	Jonathan Wynn	DE	6-5	265	R-SR	3L	Stone Mountain, Ga./Stephenson
51	Tommy Schiager	SN	6-0	220	R-FR	RS	Portland, Ore./Sunset
52	Brayden DeVault-Smith	LB	6-3	208	FR	HS	Nashville, Tenn./Pearl-Cohn
53	Sean McMoore	OL	6-4	305	R-FR	RS	Kapolei, Hawaii/Kapolei
54	Kade Mayle	DL	6-2	255	JR	SQ	McConnelsville, Ohio/Morgan
55	David Floyd	OL	6-5	300	R-FR	RS	Nashville, Tenn./Lipscomb Academy
56	Saige Young	OL	6-4	315	SO	TR	Versailles, Ky./Woodford Co./Dodge City CC
57	Ean Pfeifer	OL	6-4	300	R-SO	1L	Bentonville, Ark./Bentonville
57	Josiah Sa'o	DL	6-2	295	R-FR	RS	San Diego, Calif./Kearney
58	Justin Skule	OL	6-6	315	JR	2L	Clifton, Va./Centreville
59	John Learned	OL	6-3	285	FR	HS	Gulf Breeze, Fla./Gulf Breeze
61	Bruno Reagan	OL	6-3	315	R-JR	2L	Clarksville, Tenn./Clarksville
63	Grant Miller	OL	6-4	260	FR	HS	Fort Lauderdale, Fla./St. Thomas Aquinas
65	Braden Kopp	OL	6-5	285	R-FR	RS	Houston, Texas/Houston Christian
66	Cameron Robinson	DL	6-0	300	FR	HS	Mobile, Ala./Murphy
71	Jared Southers	OL	6-5	310	R-SO	1L	South Orange, N.J./Seton Hall Prep
73	Johnathan Stewart	OL	6-8	305	FR	HS	Lawrenceville, Ga./Mountain View
74	Cole Clemens	OL	6-6	305	FR	HS	South Jordan, Utah/Bingham
74	Jay Woods	DL	6-3	285	R-SR	3L	Jackson, Ga./Jackson
75	Bailey Granier	OL	6-6	316	R-JR	2L	Galliano, La./South Lafourche
76	Egidio DellaRipa	OL	6-4	300	R-JR	RS	Castaic, Calif./West Ranch/Coll. of the Canyons (CA)
77	Devin Cochran	OL	6-7	305	R-FR	RS	Norcross, Ga./Greater Atlanta Christian
77	Nifae Lealao	DL	6-5	312	SR	3L	Sacramento, Calif./Capital Christian
78	Bryce Bailey	OL	6-5	305	FR	HS	Newburgh, Ind./Castle
80	Jared Pinkney	TE	6-4	255	R-SO	1L	Norcross, Ga./Norcross
81	James Bostic	WR	6-3	208	FR	HS	Fort Lauderdale, Fla./Cardinal Gibbons
82	Turner Cockrell	TE	6-5	230	R-FR	RS	Acworth, Ga./Allatoona
83	Nathan Marcus	TE	6-5	242	R-SR	3L	Glen Elyn, Ill./Glenbard West
84	Sam Dobbs	TE	6-4	230	JR	2L	Douglasville, Ga./Landmark Christian
85	Chris Pierce	WR	6-4	208	FR	HS	Smithfield, Va./Smithfield
88	Michael Owusu	LB	6-5	228	FR	HS	Oxnard, Calif./Oaks Christian
90	Cameron Tidd	DL	6-3	290	R-FR	RS	Greenwood, Ind./Center Grove
91	Drew Birchmeier	DL	6-4	295	R-FR	RS	Midlothian, Va./Cosby
92	Jonah Buchanan	DL	6-4	270	FR	HS	Honolulu, Hawaii/Iolani
96	Darion DeBrossard	DL	6-4	295	R-SO	1L	Snellville, Ga./Shiloh
97	Reid Nelson	P	6-2	215	SR	1L	Hueytown, Ala./Hueytown HS
98	Ryley Guay	K	5-10	190	SO	1L	Naperville, Ill./Benet Academy
99	Stone Edwards	DL	6-5	245	FR	HS	Hillsborough, N.C./Orange

Roster A-Z		
#	Name	Pos.
17	Tommy Openshaw	K
41	Baffour Osei	RB
88	Michael Owusu	LB
9	Caleb Peart	LB
18	Hayden Pegley	QB
57	Ean Pfeifer	OL
85	Chris Pierce	WR
44	Jalen Pinkney	DL
80	Jared Pinkney	TE
29	Austin Quillen	S
61	Bruno Reagan	OL
26	Andrew Rector	S
28	Dallas Rivers	RB
66	Cameron Robinson	DL
57	Josiah Sa'o	DL
51	Tommy Schiager	SN
9	Caleb Scott	WR
21	Donovan Sheffield	CB
10	Trent Sherfield	WR
14	Kyle Shurmur	QB
58	Justin Skule	OL
4	Emmanuel Smith	LB
25	Josh Smith	LB
71	Jared Southers	OL
3	Shawn Stankavage	QB
46	Keithian Starling	WR
73	Jonathan Stewart	OL
15	Alex Stump	WR
45	Scott Sypniewski	SN
2	Arnold Tarpley	S
4	Donaven Tennyson	WR
90	Cameron Tidd	DL
5	Ke'Shawn Vaughn	RB
32	Jamauri Wakefield	RB
2	Deuce Wallace	QB
7	Ralph Webb	RB
14	Ryan White	S
5	LaDarius Wiley	S
8	Joejuan Williams	CB
13	Jackson Winrow	WR
74	Jay Woods	DL
11	Charles Wright	OLB
49	Jonathan Wynn	DE
56	Saige Young	OL

Pronunciations

PLAYERS

Feleti (**fuh-le-TAY**) Afemui (**ah-fa-mooee**)
 Drew Birchmeier (**bersh-meyer**)
 Khari (**car-EE**) Blasingame
 Jaire (**JIE-air**) George
 Bailey Granier (**graun-YAE**)
 Nifae (**nee-FY**) Lealao (**lay-lau**)
 Kalija (**kuh-lie-JUH**) Lipscomb
 Josiah Sa'o (**sah-O**)
 Dare (**dar-AY**) Odeyingbo (**O-dang-BO**)

Dayo (**die-OH**) Odeyingbo (**O-dang-BO**)
 Caleb Peart (**peert**)

COACHES

Warren Belin (**BEE-lin**)
 Gerry (**Jerry**) Gdowski (**guh-DOW-ski**)



VANDERBILT DEPTH CHART



Ralph Webb | RB

Webb claimed another school record last Saturday with his 31st career TD to set the Vanderbilt career record for touchdowns.



Charles Wright | OLB

Wright recorded two sacks in the win vs. WKU to move into a tie for the top spot in the SEC with eight sacks this season.

Offense

WR	10 Trent Sherfield	6-1, 205, Sr.
	9 Caleb Scott	6-2, 202, Sr.
	36 Trey Ellis	5-9, 170, Sr.
TE	83 Nathan Marcus	6-5, 242, R-Sr.
	or 80 Jared Pinkney	6-4, 255, R-So.
LT	58 Justin Skule	6-6, 315, Jr.
	74 Cole Clemens	6-6, 305, Fr.
LG	56 Saige Young	6-4, 315, So.
	57 Ean Pfeifer	6-4, 300, R-So.
C	61 Bruno Reagan	6-3, 315, R-Jr.
	53 Sean McMoore	6-4, 305, R-Fr.
RG	76 Egidio DellaRipa	6-4, 300, R-Jr.
	71 Jared Southers	6-4, 310, R-So.
RT	77 Devin Cochran	6-7, 315, R-Fr.
	75 Bailey Granier	6-6, 316, R-Jr.
QB	14 Kyle Shurmur	6-4, 227, Jr.
	2 Deuce Wallace	6-2, 210, R-Fr.
RB	7 Ralph Webb	5-10, 202, R-Sr.
	23 Khari Blasingame	6-1, 235, R-Jr.
FB	28 Dallas Rivers	6-1, 225, Sr.
	27 Jaire George	6-1, 230, R-So.
WR	19 C.J. Duncan	5-11, 203, R-Sr.
	or 16 Kalija Lipscomb	6-1, 200, So.

Defense

DL	49 Jonathan Wynn	6-4, 265, R-Sr.
	10 Dayo Odeyingbo	6-6, 250, Fr.
	91 Drew Birchmeier	6-4, 295, R-Fr.
DL	77 Nifae Lealao	6-5, 315, Sr.
	74 Jay Woods	6-3, 285, R-Sr.
	57 Josiah Sa'o	6-2, 295, R-Fr.
DL	34 Dare Odeyingbo	6-2, 272, Jr.
	90 Cameron Tidd	6-3, 290, R-Fr.
OLB	11 Charles Wright	6-3, 240, R-Jr.
	48 Andre Mintze	6-3, 235, R-Fr.
ILB	4 Emmanuel Smith	6-2, 235, Sr.
	40 Jordan Griffin	6-0, 223, Jr.
ILB	20 Oren Burks	6-3, 230, R-Sr.
	33 Jay Hockaday	6-3, 230, R-So.
OLB	9 Caleb Peart	6-1, 235, R-So.
	25 Josh Smith	6-3, 240, Jr.
CB	31 Tre Herndon	6-1, 188, Sr.
	3 Taurean Ferguson	5-9, 190, R-Sr.
SS	14 Ryan White	5-10, 190, Gr.
	6 Zaire Jones	6-0, 200, R-Fr.
FS	2 Arnold Tarpley	6-1, 203, Sr.
	or 5 LaDarius Wiley	6-1, 205, R-Jr.
CB	8 Joejuan Williams	6-3, 208, So.
	30 Bryce Lewis	6-0, 185, R-Jr.
	21 Donovan Sheffield	5-11, 190, Jr.

Special Teams

K	17 Tommy Openshaw	6-2, 200, Gr.	PR	16 Kalija Lipscomb	6-1, 200, So.
	98 Ryley Guay	5-10, 190, So.		19 C.J. Duncan	5-11, 203, R-Sr.
P	19 Sam Loy	6-1, 190, So.	KR	16 Kalija Lipscomb	6-1, 200, So.
	97 Reid Nelson	6-2, 215, Sr.		32 Jamauri Wakefield	6-1, 220, R-Fr.
H	97 Reid Nelson	6-2, 215, Sr.	SN	51 Tommy Schiager	6-0, 220, R-Fr.



OFF. STARTERS

	WR	WR/TE	WR/TE/FB	TE	QB	RB	LT	LG	C	RG	RT
at Middle Tennessee	Sherfield	Marcus (TE)	Rivers (FB)	Pinkney	Shurmur	Webb	Skule	Pfeifer	Reagan	Southers	Cochran
Alabama A&M	Sherfield	Marcus (TE)	Blasingame	Pinkney	Shurmur	Webb	Skule	Pfeifer	Reagan	Southers	Cochran
Kansas State	Sherfield	Marcus (TE)	Duncan (WR)	Pinkney	Shurmur	Webb	Skule	Pfeifer	Reagan	Southers	Cochran
Alabama	Ellis	Marcus (TE)	Dobbs (TE)	Pinkney	Shurmur	Webb	Skule	Pfeifer	Reagan	Southers	Cochran
at Florida	Sherfield	Scott (WR)	Duncan (WR)	Pinkney	Shurmur	Webb	Skule	Young	Reagan	DellaRipa	Cochran
Georgia	Scott	Marcus (TE)	Rivers (FB)	Pinkney	Shurmur	Webb	Skule	Young	Reagan	DellaRipa	Cochran
at Ole Miss	Scott	Marcus (TE)	Duncan (WR)	Markel	Shurmur	Webb	Skule	Young	Reagan	DellaRipa	Cochran
at South Carolina	Sherfield	Scott (WR)	Duncan (WR)	Marcus	Shurmur	Webb	Skule	Young	Reagan	DellaRipa	Cochran
Western Kentucky	Lipscomb	Marcus (TE)	Duncan (WR)	Pinkney	Shurmur	Webb	Skule	Young	Regan	DellaRipa	Granier
Kentucky											
Missouri											
at Tennessee											

DEF. STARTERS

	DL	DL	DL	OLB	ILB	ILB	OLB/NB	CB	SS	FS	CB
at Middle Tennessee	Dar. Odeyingbo	Lealao	Wynn	Wright	Burks	E. Smith	Tarpley (NB)	Herndon	White	Wiley	Williams
Alabama A&M	Dar. Odeyingbo	Lealao	Wynn	Wright	Burks	E. Smith	Peart (OLB)	Herndon	White	Wiley	Williams
Kansas State	Dar. Odeyingbo	Lealao	Wynn	Wright	Burks	E. Smith	Peart (OLB)	Herndon	White	Wiley	Williams
Alabama	Dar. Odeyingbo	Lealao	Wynn	Wright	Burks	E. Smith	Tarpley (NB)	Herndon	White	Wiley	Williams
at Florida	Dar. Odeyingbo	Lealao	Wynn	Wright	Burks	E. Smith	Tarpley (NB)	Ferguson	White	Wiley	Williams
Georgia	Dar. Odeyingbo	Lealao	Wynn	Wright	Burks	E. Smith	Ferguson (NB)	Herndon	White	Wiley	Williams
at Ole Miss	Woods	Lealao	Wynn	Wright	Griffin	Tarpley (DB)	Ferguson (NB)	Herndon	White	Wiley	Williams
at South Carolina	Dar. Odeyingbo	Tidd	Birchmeier	Wright	Burks	Rector	Tarpley (NB)	Herndon	Jones	Wiley	Williams
Western Kentucky	Dar. Odeyingbo	Lealao	Wynn	Wright	Burks	Griffin	Lewis (NB)	Herndon	White	Wiley	Williams
Kentucky											
Missouri											
at Tennessee											

EXPERIENCE ANALYSIS

The chart below shows Vanderbilt's offensive and defensive starting lineups over the last six years with numbers representing total starts by classes and percentages of total starts for the entire season.

Season	G	SR	JR	SO	FR	UpperCI%
2017	9 (4-5)	89 (45.0%)	65 (32.8%)	32 (16.2%)	12 (6.1%)	77.8%
2016	13 (6-7)	63 (22.0%)	138 (48.3%)	57 (19.9%)	28 (9.8%)	70.3%
2015	12 (4-8)	64 (24.2%)	79 (29.9%)	107 (40.5%)	14 (5.3%)	54.2%
2014	12 (3-9)	50 (18.9%)	72 (27.3%)	67 (25.4%)	75 (28.4%)	46.2%
2013	13 (9-4)	146 (51.1%)	62 (21.7%)	49 (17.1%)	29 (10.1%)	72.7%
2012	13 (9-4)	96 (33.6%)	122 (42.7%)	50 (17.5%)	18 (6.3%)	76.2%
2011	13 (6-7)	87 (30.4%)	106 (37.1%)	81 (28.3%)	12 (4.2%)	67.5%

SEASON/CAREER STARTS

OFFENSE	2017	2016	2015	2014	TOT	STRK	DEFENSE	2017	2016	2015	2014	TOT	STRK
R. Webb	9	13	12	12	46	46	O. Burks	8	10	12	7	36	2
K. Shurmur	9	13	5	-	27	25	T. Herndon	8	13	12	0	33	4
N. Marcus	8	12	2	3	25	4	J. Wynn	8	10	4	2	24	1
T. Sherfield	5	7	12	0	24	0	N. Lealao	8	11	5	0	23	1
B. Reagan	9	13	2	-	24	24	T. Ferguson	3	11	1	6	20	0
J. Skule	9	13	2	-	24	22	R. White	8	12	1	1	22	1
C. Scott	4	3	9	1	17	0	A. Tarpley	5	7	7	0	19	0
C. Duncan	5	3	0	9	17	3	L. Wiley	9	7	0	0	16	9
J. Pinkney	7	7	-	-	14	1	J. Woods	1	0	5	5	11	0
E. Pfeifer	4	9	-	-	13	0	Dar. Odeyingbo	8	3	0	-	11	2
K. Lipscomb	1	8	-	-	10	1	J. Williams	9	0	-	-	9	9
D. Cochran	8	-	-	-	8	0	C. Wright	9	0	0	-	9	9
E. DellaRipa	5	0	-	-	5	5	E. Smith	6	0	2	0	8	0
S. Young	5	-	-	-	5	5	J. Griffin	2	1	0	-	3	1
B. McElwain	-	4	-	-	4	0	B. Lewis	1	1	0	-	2	1
B. Granier	1	0	3	-	4	1	C. Peart	2	0	0	-	2	0
J. Southers	4	0	-	-	4	0	J. Smith	0	1	0	-	1	0
K. Blasingame	1	1	1	-	3	0	D. Birchmeier	1	-	-	-	1	0
S. Dobbs	1	1	1	-	3	0	Z. Jones	1	-	-	-	1	0
D. Rivers	2	0	0	0	2	0	A. Rector	1	0	0	-	1	0
D. Tennyson	0	1	-	-	1	0	C. Tidd	1	-	-	-	1	0
T. Ellis	1	0	0	0	1	0							
C. Markel	1	-	-	-	1	0							



2017 STATISTICS

SCORE (qtr)	1ST	2ND	3RD	4TH	OT	TOTAL
VANDERBILT	63	79	28	45	0	215
OPPONENTS	63	86	67	47	0	263

TEAM STATISTICS

	VANDERBILT	OPPONENT
SCORING	215	263
Points Per Game	23.9	29.2
Points Off Turnovers	28	24
FIRST DOWNS	142	197
Rushing	44	103
Passing	91	75
Penalty	7	19
RUSHING YARDAGE	929	1904
Yards gained rushing	1066	2172
Yards lost rushing	137	268
Rushing Attempts	255	372
Average Per Rush	3.6	5.1
Average Per Game	103.2	211.6
TDs Rushing	9	23
PASSING YARDAGE	1984	1722
Comp-Att-Int	154-277-3	154-264-6
Average Per Pass	7.2	6.5
Average Per Catch	12.9	11.2
Average Per Game	220.4	191.3
TDs Passing	21	11
TOTAL OFFENSE	2913	3626
Total Plays	532	636
Average Per Play	5.5	5.7
Average Per Game	323.7	402.9
KICK RETURNS: #-Yards	19-423	9-128
PUNT RETURNS: #-Yards	12-101	14-87
INT RETURNS: #-Yards	6-63	3-22
KICK RETURN AVERAGE	22.3	14.2
PUNT RETURN AVERAGE	8.4	6.2
INT RETURN AVERAGE	10.5	7.3
FUMBLES-LOST	11-4	9-1
PENALTIES-Yards	51-448	61-413
Average Per Game	49.8	45.9
PUNTS-Yards	55-2137	44-1741
Average Per Punt	38.9	39.6
Net punt average	36.2	37.3
KICKOFFS-Yards	42-2603	50-3203
Average Per Kick	62.0	64.1
Net kick average	40.5	41.1
TIME OF POSSESSION/Game	28:01	31:59
3RD-DOWN Conversions	49/124	47/130
3rd-Down Pct	40%	36%
4TH-DOWN Conversions	5/11	9/15
4th-Down Pct	45%	60%
SACKS BY-Yards	23-158	11-76
MISC YARDS	0	0
TOUCHDOWNS SCORED	30	34
FIELD GOALS-ATTEMPTS	2-6	8-10
ON-SIDE KICKS	0-0	0-0
RED-ZONE SCORES	(21-24) 88%	(26-31) 84%
RED-ZONE TOUCHDOWNS	(21-24) 88%	(20-31) 65%
PAT-ATTEMPTS	(29-30) 97%	(33-34) 97%
ATTENDANCE	169134	250344
Games/Avg Per Game	5/33827	4/62586

GAME RESULTS

DATE	OPPONENT	W/L SCORE	OVERALL	CONF	TIME	ATT
9/2	at Middle Tenn.	W, 28-6	1-0	0-0	3:09	26717
9/9	Alabama A&M	W, 42-0	2-0	0-0	3:13	25802
9/16	Kansas State	W, 14-7	3-0	0-0	3:17	40350
9/23	Alabama	L, 59-0	3-1	0-1	3:07	40350
9/30	at Florida	L, 38-24	3-2	0-2	3:22	84478
10/7	Georgia	L, 45-14	3-3	0-3	3:11	36282
10/14	at Ole Miss	L, 57-35	3-4	0-4	3:51	60157
10/28	at South Carolina	L, 34-27	3-5	0-5	3:43	78992
11/4	W. Kentucky	W, 31-17	4-5	0-5	3:21	26350
11/11	Kentucky					
11/18	Missouri					
11/25	at Tennessee					

INDIVIDUAL STATISTICS

PASSING	GP	EFF.	ATT-COMP-INT	PCT	YARDS	TD	LONG	AVG/G
Kyle Shurmur	9	141.83	142-254-3	55.9	1884	20	73	209.3
Deuce Wallace	3	100.89	11-22-0	50.0	94	1	21	31.3
S. Stankavage	1	150.40	1-1-0	100.0	6	0	6	6.0
Total	9	138.61	154-277-3	55.6	1984	21	73	220.4
Opponents	9	122.33	154-264-6	58.3	1722	11	58	191.3

RUSHING	GP	ATT	GAIN	LOSS	NET	AVG	TD	LONG	AVG/G
Ralph Webb	9	139	562	19	543	3.9	6	38	60.3
K. Blasingame	8	45	162	15	147	3.3	0	31	18.4
Trent Sherfield	9	4	82	0	82	20.5	1	45	9.1
J. Wakefield	8	20	84	2	82	4.1	0	13	10.2
D. Tennyson	6	2	59	0	59	29.5	0	48	9.8
Dallas Rivers	9	17	51	5	46	2.7	0	9	5.1
Sam Dobbs	9	2	28	0	28	14.0	0	18	3.1
Kalija Lipscomb	9	3	17	0	17	5.7	0	11	1.9
C.J. Duncan	9	0	10	0	10	0.0	0	0	1.1
Kyle Shurmur	9	17	11	77	-66	-3.9	2	7	-7.3
Total	9	255	1066	137	929	3.6	9	48	103.2
Opponents	9	372	2172	268	1904	5.1	23	61	211.6

RECEIVING	GP	No.	YARDS	AVG	TD	LONG	AVG/G
C.J. Duncan	9	34	319	9.4	4	24	35.4
Trent Sherfield	9	32	540	16.9	3	38	60.0
Kalija Lipscomb	9	26	440	16.9	6	47	48.9
Jared Pinkney	9	15	153	10.2	3	38	17.0
Caleb Scott	8	14	146	10.4	1	21	18.2
Ralph Webb	9	7	135	19.3	1	73	15.0
Nathan Marcus	9	6	41	6.8	1	15	4.6
Sam Dobbs	9	5	52	10.4	0	16	5.8
K. Blasingame	8	5	35	7.0	1	21	4.4
Trey Ellis	9	4	62	15.5	1	31	6.9
D. Tennyson	6	3	49	16.3	0	35	8.2
J. Wakefield	8	2	-1	-0.5	0	1	-0.1
Jackson Winrow	1	1	13	13.0	0	13	13.0
Total	9	154	1984	12.9	21	73	220.4
Opponents	9	154	1722	11.2	11	58	191.3



2017 STATISTICS

TOTAL OFFENSE	GP	PLAYS	RUSH	PASS	TOTAL	AVG/G
Kyle Shurmur	9	271	-66	1884	1818	202.0
Ralph Webb	9	139	543	0	543	60.3
K. Blasingame	8	45	147	0	147	18.4
Deuce Wallace	3	22	0	94	94	31.3
Trent Sherfield	9	4	82	0	82	9.1
J. Wakefield	8	20	82	0	82	10.2
D. Tennyson	6	2	59	0	59	9.8
Dallas Rivers	9	17	46	0	46	5.1
Sam Dobbs	9	2	28	0	28	3.1
Kalija Lipscomb	9	3	17	0	17	1.9
C.J. Duncan	9	0	10	0	10	1.1
S. Stankavage	1	1	0	6	6	6.0
Total	9	532	929	1984	2913	323.7
Opponents	9	636	1904	1722	3626	402.9

ALL-PURPOSE	GP	RUSH	REC	PR	KOR	RET	TOTAL	AVG
Ralph Webb	9	543	135	0	0	0	678	75.3
Trent Sherfield	9	82	540	0	0	0	622	69.1
Kalija Lipscomb	9	17	440	63	49	0	569	63.2
J. Wakefield	8	82	-1	0	296	0	377	47.1
C.J. Duncan	9	10	319	0	42	0	371	41.2
K. Blasingame	8	147	35	0	0	0	182	22.8
Jared Pinkney	9	0	153	0	0	0	153	17.0
Caleb Scott	8	0	146	0	0	0	146	18.2
D. Tennyson	6	59	49	0	36	0	144	24.0
Sam Dobbs	9	28	52	0	0	0	80	8.9
Trey Ellis	9	0	62	0	0	0	62	6.9
Dallas Rivers	9	46	0	0	0	0	46	5.1
Nathan Marcus	9	0	41	0	0	0	41	4.6
Andrew Rector	8	0	0	29	0	0	29	3.6
Bryce Lewis	6	0	0	0	0	28	28	4.7
Ryan White	9	0	0	0	0	15	15	1.7
Jackson Winrow	1	0	13	0	0	0	13	13.0
L. Wiley	9	0	0	0	0	11	11	1.2
Oren Burks	9	0	0	0	0	9	9	1.0
Jalen Pinkney	7	0	0	8	0	0	8	1.1
Frank Coppet	2	0	0	1	0	0	1	0.5
TEAM	6	-19	0	0	0	0	-19	-3.2
Kyle Shurmur	9	-66	0	0	0	0	-66	-7.3
Total	9	929	1984	101	423	63	3500	388.9
Opponents	9	1904	1722	87	128	22	3863	429.2

FIELD GOALS	FGM-FGA	%	1-29	30-39	40-49	50+	Lg	Blk
Tommy Openshaw	2-6	33.3	0-0	1-3	1-2	0-1	42	0

PUNTING	No.	Yds	AVG	LONG	TB	FC	I-20	Blk
Sam Loy	53	2088	39.4	56	3	17	10	50
Reid Nelson	2	49	24.5	30	0	0	1	00
Total	55	2137	38.9	56	3	17	11	50
Opponents	44	1741	39.6	61	0	14	17	71

SCORING	TDs	FGs	PATs					DXP	SAF	Pts
			KICK	RUSH	REC	PASS				
Ralph Webb	7	0-0	0-0	0-0	0	0-0	0	0	42	
Kalija Lipscomb	6	0-0	0-0	0-0	0	0-0	0	0	36	
Tommy Openshaw	0	2-6	28-29	0-0	0	0-0	0	0	34	
C.J. Duncan	4	0-0	0-0	0-0	0	0-0	0	0	24	
Trent Sherfield	4	0-0	0-0	0-0	0	0-0	0	0	24	
Jared Pinkney	3	0-0	0-0	0-0	0	0-0	0	0	18	
Kyle Shurmur	2	0-0	0-0	0-0	0	0-0	0	0	12	
Nathan Marcus	1	0-0	0-0	0-0	0	0-0	0	0	6	
Caleb Scott	1	0-0	0-0	0-0	0	0-0	0	0	6	
K. Blasingame	1	0-0	0-0	0-0	0	0-0	0	0	6	
Trey Ellis	1	0-0	0-0	0-0	0	0-0	0	0	6	
Ryley Guay	0	0-0	1-1	0-0	0	0-0	0	0	1	
Total	30	2-6	29-30	0-0	0	0-0	0	0	215	
Opponents	34	8-10	33-34	0-0	0	0-0	0	1	263	

KICKOFF RETURNS	No.	Yds	AVG	TD	LONG
J. Wakefield	12	296	24.7	0	45
Kalija Lipscomb	3	49	16.3	0	20
C.J. Duncan	2	42	21.0	0	22
D. Tennyson	2	36	18.0	0	25
Total	19	423	22.3	0	45
Opponents	9	128	14.2	0	31

PUNT RETURNS	No.	Yds	AVG	TD	LONG
Kalija Lipscomb	10	63	6.3	0	18
Andrew Rector	1	29	29.0	0	0
Frank Coppet	1	1	1.0	0	0
Jalen Pinkney	0	8	0.0	0	8
Total	12	101	8.4	0	18
Opponents	14	87	6.2	0	20

FIELD GOAL SEQUENCE	VANDERBILT	OPPONENT
at Middle Tennessee	31	--
Alabama A&M	56	--
Kansas State	--	42
Alabama	--	(22)
at Florida	(42)	(21)
Georgia	-	(27)
at Ole Miss	46,31	(22),(25)
at South Carolina	-	(44),47,(39)
Western Kentucky	(39)	(29)
Kentucky		
Missouri		
at Tennessee		

Numbers in (parentheses) indicate successful field goals.





2017 STATISTICS

PASSING

	Com-Att-Yds-TD-Int		
	K. Shurmur	D. Wallace	S. Stankavage
at Middle Tennessee	20-28-296-3-0	DNP	DNP
Alabama A&M	15-18-202-4-0	3-7-19-0-0	1-1-6-0-0
Kansas State	14-23-205-1-0	DNP	DNP
Alabama	4-15-18-0-1	3-7-20-0-0	DNP
at Florida	18-40-264-3-0	DNP	DNP
Georgia	17-31-172-1-0	DNP	DNP
at Ole Miss	13-29-174-2-1	5-8-55-1-0	DNP
at South Carolina	27-49-333-4-1	DNP	DNP
Western Kentucky	14-21-220-2-0	DNP	DNP
Kentucky			
Missouri			
at Tennessee			
TOTALS	142-254-1884-20-3	11-22-94-1-0	1-1-6-0-0



RUSHING

	#-Yds/TD	MT	AAMU	KSU	ALA	FLA	UGA	MISS	SC	WKU	UK	MIZ	TENN
Ralph Webb	139-543/6	24-49/1	13-54/1	21-46/0	6-20/0	11-29/0	12-47/1	23-163/2	6-31/0	23-104/1			
K. Blasingame	45-147/0	8-31/0	6-55/0	5-7/0	7-14/0	4-0/0	7-7/0	6-26/0	2-7/0	DNP			
Trent Sherfield	4-82/1	-	-	-	-	1-11/0	1-7/0	-	1-19/0	1-45/1			
J. Wakefield	20-82/0	-	15-64/0	DNP	2-6/0	1-11/0	1-2/0	-	-	1-(-1)/0			
D. Tennyson	2-59/0	DNP	DNP	-	-	-	-	1-48/0	1-11/0	DNP			
Dallas Rivers	17-46/0	-	-	-	-	-	-	-	11-41/0	6-5/0			
Sam Dobbs	2-28/0	-	-	1-10/0	-	-	-	-	-	1-18/0			
Kalija Lipscomb	3-17/0	-	-	1-5/0	-	-	1-1/0	-	1-11/0	-			
Kyle Shurmur	17-(-66)/2	1-(-6)/0	1-1/1	2-0/1	1-0/0	2-(-5)/0	-	7-(-59)/0	-	3-3/0			

RECEIVING

	#-Yds/TD	MT	AAMU	KSU	ALA	FLA	UGA	MISS	SC	WKU	UK	MIZ	TENN
Trent Sherfield	32-540/3	4-68/0	4-69/1	4-97/0	2-14/0	2-39/0	4-47/0	3-65/1	4-59/0	5-82/1			
Kalija Lipscomb	26-440/6	2-41/2	2-50/1	2-15/0	-	3-50/1	3-55/0	4-58/1	7-128/1	3-43/0			
C.J. Duncan	34-319/4	3-19/0	3-29/0	6-52/1	1-1/0	5-75/0	4-20/1	3-38/0	8-80/2	1-5/0			
Jared Pinkney	15-153/3	3-33/0	4-51/2	2-41/0	-	2-10/0	-	2-4/1	1-3/0	1-11/0			
Caleb Scott	14-146/1	DNP	-	-	-	3-27/1	4-35/0	2-34/0	4-32/0	1-18/0			
Ralph Webb	7-135/1	3-104/1	-	-	1-3/0	-	-	2-15/0	1-13/0	-			
Trey Ellis	4-62/1	1-9/0	1-8/0	-	-	-	1-14/0	-	-	1-31/1			
Sam Dobbs	5-52/0	1-16/0	1-6/0	-	-	-	-	2-15/0	-	1-15/0			
D. Tennyson	3-49/0	DNP	DNP	-	2-14/0	1-35/0	-	-	-	DNP			
Nathan Marcus	6-41/1	2-6/0	1-4/0	-	-	1-7/1	-	-	1-9/0	1-15/0			
K. Blasingame	5-35/1	1-0/0	1-(-1)/0	-	1-6/0	1-21/0	-	-	1-9/1	DNP			
Jackson Winrow	1-13/0	DNP	1-13/0	DNP	DNP	DNP	DNP	DNP	DNP	DNP			
J. Wakefield	2-(-1)/0	-	1-(-2)/0	DNP	-	-	1-1/0	-	-	-			

PUNT RETURNS

	#-Yds	MT	AAMU	KSU	ALA	FLA	UGA	MISS	SC	WKU	UK	MIZ	TENN
Kalija Lipscomb	10-63	-	4-26	-	-	2-3	1-13	-	3-21	-			
Andrew Rector	1-29	-	1-29	-	-	-	-	-	-	DNP			
Frank Coppet	1-1	DNP	DNP	DNP	DNP	DNP	DNP	DNP	-	1-1			

KICK RETURNS

	#-Yds	MT	AAMU	KSU	ALA	FLA	UGA	MISS	SC	WKU	UK	MIZ	TENN
J. Wakefield	12-296	-	-	DNP	2-40	-	2-43	5-145	2-52	1-16			
Kalija Lipscomb	3-49	-	-	-	3-49	-	-	-	-	-			
C.J. Duncan	2-42	-	1-22	-	-	-	1-20	-	-	-			
D. Tennyson	2-36	DNP	DNP	-	-	-	-	2-36	-	DNP			



2017 STATISTICS

DEFENSIVE STATS

#	Name	GP	Tackles			TFL/Yds	Sacks		Pass Def			Fumbles		Blocked	
			Solo	Ast	Total		No-Yards	Int-Yds	BrUp	QBH	Rcv-Yds	FF	Kick	Saf	
5	L. Wiley	9-9	46	27	73	1.0-3	.	1-11	5	
20	Oren Burks	9-8	34	28	62	5.5-15	.	1-9	3	1	
4	Emmanuel Smith	8-6	26	27	53	4.0-20	1.5-11	
14	Ryan White	9-7	34	16	50	4.0-11	.	2-15	2	1	
40	Jordan Griffin	9-2	23	15	38	6.0-20	1.0-5	.	1	.	.	1	.	.	
11	Charles Wright	9-9	13	20	33	9.0-63	8.0-61	.	.	6	
8	J. Williams	9-9	28	5	33	2.5-11	.	.	8	.	.	1	.	.	
34	Dare Odeyingbo	9-8	19	9	28	8.0-35	3.5-23	.	2	4	.	1	.	.	
2	Arnold Tarpley	9-5	17	11	28	.	.	.	1	1	
31	Tre Herndon	8-8	16	8	24	1.0-9	1.0-9	.	9	
3	T. Ferguson	5-3	18	5	23	2.0-7	.	.	1	
49	Jonathan Wynn	9-8	13	6	19	3.0-13	1.0-9	.	2	1	
77	Nifae Lealao	9-8	4	12	16	1.5-4	.	.	3	3	1-15	.	1	.	
10	D. Odeyingbo	9-0	8	8	16	3.0-13	2.0-12	1-0	
74	Jay Woods	9-1	8	6	14	1.0-6	1.0-6	.	.	1	
21	D. Sheffield	9-0	7	6	13	.	.	.	1	
6	Zaire Jones	9-1	5	6	11	1.0-2	1	.	.	
90	Cameron Tidd	9-1	4	6	10	1.0-7	1.0-7	
25	Josh Smith	9-0	5	5	10	2.0-6	2.0-6	.	.	1	
9	Caleb Peart	9-2	1	8	9	1.0-3	.	.	.	2	
30	Bryce Lewis	6-1	6	3	9	1.0-9	1.0-9	1-28	.	.	.	1	.	.	
33	Jay Hockaday	7-0	2	3	5	0.5-2	
48	Andre Mintze	8-0	3	1	4	1.5-3	
12	Tae Daley	9-0	3	1	4	0.5-2	
26	Andrew Rector	8-1	2	1	3	1	.	.	1	.	
23	K. Blasingame	8-1	2	1	3	
10	Trent Sherfield	9-5	.	2	2	
85	Chris Pierce	6-0	1	1	2	
16	Kalija Lipscomb	9-1	2	.	2	
44	Jalen Pinkney	7-0	1	1	2	.	.	.	1	1	
28	Dallas Rivers	9-2	1	.	1	
57	Josiah Sa'o	5-0	.	1	1	
96	D. DeBrossard	2-0	1	.	1	
83	Nathan Marcus	9-8	1	.	1	
42	Kenny Hebert	3-0	1	.	1	
91	Drew Birchmeier	1-1	.	1	1	
Total		9-0	355	250	605	60-264	23-158	6-63	39	23	1-15	5	2	1	
Opponents		9-0	300	198	498	34.0-120	11-76	3-22	48	33	4-0	6	1	1	

INTERCEPTIONS/RET.	No.-Yds	MT	AAMU	KSU	ALA	FLA	UGA	MISS	SC	WKU	UK	MIZ	TENN
Ryan White	2-15	-	-	1-0	-	-	-	-	-	1-15	.	.	.
Bryce Lewis	1-28	1-28	-	DNP	DNP	DNP	-	-	-	-	.	.	.
L. Wiley	1-11	-	-	1-11	-	-	-	-	-	-	.	.	.
Oren Burks	1-9	-	1-9	-	-	-	-	-	-	-	.	.	.
D. Odeyingbo	1-0	-	1-0	-	-	-	-	-	-	-	.	.	.

QB SACKS	UA-A-TOTAL	MT	AAMU	KSU	ALA	FLA	UGA	MISS	SC	WKU	UK	MIZ	TENN
Charles Wright	7-2-8.0	3.0-33	1.0-6	2.0-5	-	-	-	-	-	2.0-17	.	.	.
Dare Odeyingbo	3-1-3.5	2.0-12	0.5-3	-	-	-	-	-	1.0-8	-	.	.	.
D. Odeyingbo	2-0-2.0	-	-	-	-	-	-	-	-	2.0-12	.	.	.
Josh Smith	2-0-2.0	-	1.0-3	-	-	-	-	-	-	1.0-3	.	.	.
Emmanuel Smith	1-1-1.5	-	0.5-3	-	-	-	-	1.0-8	DNP	-	.	.	.
Cameron Tidd	1-0-1.0	-	-	-	-	-	-	1.0-7	-	-	.	.	.
Jordan Griffin	1-0-1.0	-	-	-	-	-	-	-	-	1.0-5	.	.	.
Bryce Lewis	1-0-1.0	-	-	DNP	DNP	DNP	1.0-9	-	-	-	.	.	.
Tre Herndon	1-0-1.0	-	-	-	1.0-9	DNP	-	-	-	-	.	.	.
Jonathan Wynn	1-0-1.0	-	-	-	-	1.0-9	-	-	-	-	.	.	.
Jay Woods	1-0-1.0	-	-	-	-	-	1.0-6	-	-	-	.	.	.



2017 STATISTICS

TACKLES	SOLO-ASSISTED-TOTAL	MT	AAMU	KSU	ALA	FLA	UGA	MISS	SC	WKU	UK	MIZ	TENN
L. Wiley	46-27-73	4-1	0-1	6-5	8-6	4-7	4-2	9-2	8-0	3-3			
Oren Burks	34-28-62	4-0	1-3	4-4	2-4	6-9	4-4	3-0	7-2	3-2			
Emmanuel Smith	26-27-53	6-0	4-6	5-7	4-5	0-7	4-2	1-0	DNP	2-0			
Ryan White	34-16-50	6-0	3-0	2-2	7-6	2-3	3-1	2-1	5-1	4-2			
Jordan Griffin	23-15-38	1-0	1-1	-	4-2	5-2	3-1	3-4	4-2	2-3			
Charles Wright	13-20-33	4-0	0-7	2-1	1-5	0-2	1-2	2-1	-	3-2			
J. Williams	28-5-33	-	-	6-2	6-2	2-1	3-0	2-0	2-0	7-0			
Arnold Tarpley	17-11-28	1-1	1-0	1-1	4-1	1-2	3-3	1-3	2-0	3-0			
Dare Odeyingbo	19-9-28	3-0	2-1	3-1	1-3	1-0	2-3	3-0	2-1	2-0			
Tre Herndon	16-8-24	3-1	-	2-2	1-3	DNP	1-1	1-0	3-0	5-1			
T. Ferguson	18-5-23	DNP	DNP	DNP	DNP	7-1	2-1	6-1	1-1	2-1			
Jonathan Wynn	13-6-19	1-0	0-1	1-0	0-1	4-0	1-3	1-1	2-0	3-0			
D. Odeyingbo	8-8-16	-	0-2	0-1	0-2	1-1	1-1	2-0	-	4-1			
Nifae Lealao	4-12-16	-	0-3	0-1	0-2	0-2	0-3	1-1	2-0	1-0			
Jay Woods	8-6-14	2-0	2-0	0-1	1-1	-	2-2	0-1	1-1	-			
D. Sheffield	7-6-13	1-0	3-2	-	2-0	1-1	0-1	0-2	-	-			
Zaire Jones	5-6-11	-	1-2	-	1-1	-	2-3	-	1-0	-			
Josh Smith	5-5-10	-	1-2	-	-	0-1	1-1	0-1	2-0	1-0			
Cameron Tidd	4-6-10	-	-	-	0-4	1-0	1-1	1-1	-	1-0			
Bryce Lewis	6-3-9	3-1	-	DNP	DNP	DNP	1-0	0-1	-	2-1			
Caleb Peart	1-8-9	-	0-1	-	-	0-4	-	0-1	1-1	0-1			
Jay Hockaday	2-3-5	-	0-1	-	1-2	-	DNP	1-0	DNP	-			
Tae Daley	3-1-4	1-0	1-1	-	-	1-0	-	-	-	-			
Andre Mintze	3-1-4	-	-	-	1-0	DNP	-	-	2-0	0-1			
K. Blasingame	2-1-3	-	1-0	-	0-1	1-0	-	-	-	DNP			
Andrew Rector	2-1-3	-	2-1	-	-	-	-	-	-	DNP			
Jalen Pinkney	1-1-2	-	-	-	1-1	-	-	DNP	DNP	-			
Kalija Lipscomb	2-0-2	-	-	1-0	-	-	-	-	-	1-0			
Chris Pierce	1-1-2	DNP	DNP	DNP	-	-	-	0-1	-	1-0			
Trent Sherfield	0-2-2	-	-	-	-	0-1	0-1	-	-	-			
Drew Birchmeier	0-1-1	DNP	DNP	DNP	DNP	DNP	DNP	DNP	0-1	DNP			
Dallas Rivers	1-0-1	-	-	-	-	-	-	-	1-0	-			
Kenny Hebert	1-0-1	DNP	DNP	DNP	DNP	-	DNP	DNP	-	1-0			
D. DeBrossard	1-0-1	DNP	-	DNP	DNP	DNP	DNP	1-0	DNP	DNP			
Nathan Marcus	1-0-1	-	-	-	-	-	-	1-0	-	-			
Josiah Sa'o	0-1-1	-	0-1	-	DNP	DNP	-	DNP	DNP	-			

FUMBLES	FF/FR	MT	AAMU	KSU	ALA	FLA	UGA	MISS	SC	WKU	UK	MIZ	TENN
Bryce Lewis	1/0	-	-	DNP	DNP	DNP	1/0	-	-	-			
Jordan Griffin	1/0	-	-	-	1/0	-	-	-	-	-			
J. Williams	1/0	-	-	-	1/0	-	-	-	-	-			
Zaire Jones	1/0	-	-	-	-	-	1/0	-	-	-			
Dare Odeyingbo	1/0	1/0	-	-	-	-	-	-	-	-			
Nifae Lealao	0/1	-	-	-	-	-	0/1	-	-	-			



2017 STATISTICS

GAME-BY-GAME TEAM COMPARISONS (NOTE: GAME TOTALS ARE DISPLAYED IN THE FORMAT TEAM/OPPONENT FOR EACH CATEGORY)

	SCORE	1ST DOWNS	RUSHING	PASSING	RUSH Yds	PASS Yds	PLAYS-TOTAL Yds	RET. Yds	TURNOVERS
at Middle Tennessee	W 28-6	15/14	5/3	10/8	35-71/26-49	296/166	63-367/57-215	28/20	0/1
Alabama A&M	W 42-0	18/7	8/4	10/1	35-174/32-59	227/44	61-401/53-103	94/28	0/2
Kansas State	W 14-7	11/13	2/10	9/3	32-65/35-201	205/76	55-270/63-277	11/28	1/2
Alabama	L 59-0	3/38	1/24	1/12	16-40/66-496	38/181	38-78/93-677	89/34	2/0
at Florida	L 38-24	17/23	3/11	13/9	20-46/51-218	264/249	60-310/77-467	3/15	0/0
Georgia	L 45-14	11/27	3/21	8/6	22-64/54-423	172/126	53-236/68-549	91/20	0/1
at Ole Miss	L 57-35	21/27	7/12	13/13	37-188/41-252	229/351	74-417/76-603	181/42	2/0
at South Carolina	L 34-27	27/26	8/14	15/8	23-107/37-212	333/174	72-440/66-386	73/33	1/0
Western Kentucky	W 31-17	19/22	7/4	12/15	35-174/30-(-6)	220/355	56-394/83-349	32/17	1/1
Kentucky									
Missouri									
at Tennessee									
Totals	215-263	142/197	44/103	91/75	255-929/372-1904	1984/1722	532-2913/636-3626	602/237	7/7

GAME-BY-GAME TEAM COMPARISONS (NOTE: GAME TOTALS ARE DISPLAYED IN THE FORMAT TEAM/OPPONENT FOR EACH CATEGORY)

	3RD DOWN	4TH DOWN	TIME POSS	MARGIN	Yds/RUSH	Yds/PASS	Yds/PLAY	PUNTING	PENALTY Yds
at Middle Tennessee	8-16/0-12	0-0/0-2	36:33/23:27	13:06	2.0/1.9	10.6/5.4	5.8/3.8	7-41.9/7-40.7	6-69/4-14
Alabama A&M	6-13/2-14	0-1/0-0	30:41/29:19	1:22	5.0/1.8	8.7/2.1	6.6/1.9	5-33.2/10-35.4	4-40/5-21
Kansas State	4-13/4-16	1-1/1-2	29:33/30:27	-0:54	2.0/5.7	8.9/2.7	4.9/4.4	8-33.5/7-37.7	5-50/7-68
Alabama	1-10/9-15	0-0/2-2	17:05/42:55	-25:50	2.5/7.5	1.7/6.7	2.1/7.3	9-43.7/2-32.0	5-20/6-40
at Florida	3-13/7-16	2-3/3-3	24:00/36:00	-12:00	2.3/4.3	6.6/9.6	5.2/6.1	6-41.0/5-42.2	4-38/9-64
Georgia	6-15/7-11	1-2/1-1	25:37/34:23	-8:46	2.9/7.8	5.5/9.0	4.5/8.1	7-36.3/1-59.0	5-25/7-46
at Ole Miss	8-18/3-11	1-2/0-1	31:49/28:11	3:38	5.1/6.1	6.2/10.0	5.6/7.9	4-38.8/4-39.2	6-52/11-79
at South Carolina	8-15/7-14	0-2/0-0	29:24/30:36	-1:12	4.7/5.7	6.8/6.0	6.1/5.8	4-34.5/3-48.0	10-100/7-50
Western Kentucky	5-11/8-21	0-0/2-4	27:31/32:29	-4:58	5.0/-0.2	10.5/6.7	7.0/4.2	5-44.8/5-40.6	6-54/5-31
Kentucky									
Missouri									
at Tennessee									
Totals	49-124/47-130	5-11/9-15	252:13/287:47	-35:34	3.6/5.1	7.2/6.5	5.5/5.7	55-38.9/44-39.6	448/413

TEAM GAME-BY-GAME

Opponent	----RUSHING----				----RECEIVING----				-----PASSING-----				---KICK RET---				---PUNT RET---				tot off		
	No.	Yds	TD	Lg	No.	Yds	TD	Lg	Cmp	Att	Int	Yds	TD	Lg	No	Yds	TD	Lg	No	Yds		TD	Lg
at Middle Tenn.	35	71	1	9	20	296	3	73	20	28	0	296	3	73	0	0	0	0	0	0	0	0	367
Alabama A&M	35	174	2	31	19	227	4	45	19	26	0	227	4	45	1	22	0	22	5	63	0	11	401
Kansas State	32	65	1	10	14	205	1	38	14	23	0	205	1	38	0	0	0	0	0	0	0	0	270
Alabama	16	40	0	9	7	38	0	10	7	22	1	38	0	10	5	89	0	22	0	0	0	0	78
at Florida	20	46	0	11	18	264	3	35	18	40	0	264	3	35	0	0	0	0	2	3	0	4	310
Georgia	22	64	1	28	17	172	1	38	17	31	0	172	1	38	3	63	0	25	1	13	0	13	236
at Ole Miss	37	188	2	48	18	229	3	38	18	37	1	229	3	38	7	181	0	45	0	0	0	0	417
at South Carolina	23	107	0	19	27	333	4	47	27	49	1	333	4	47	2	52	0	29	3	21	0	18	440
Western Kentucky	35	174	2	45	14	220	2	31	14	21	0	220	2	31	1	16	0	16	1	1	0	0	394
Kentucky																							
Missouri																							
at Tennessee																							
Totals	255	929	9	48	154	1984	21	73	154	277	3	1984	21	73	19	423	0	45	12	101	0	18	2913
Opponent	372	1904	23	61	154	1722	11	58	154	264	6	1722	11	58	9	128	0	31	14	87	0	20	3626

Opponent	---TACKLES---			I-SACKS-I	I-FUMBLE-I		I-Pass Defense-I			Bikd Kick	-----PAT-----					Pts
	Solo	Ast	Total		TFL-Yds	No-Yds	FF	FR-Yds	Int-Yds		QBH	Brk	Att-Mad	Run	Rcv	
at Middle Tennessee	40	4	44	10.0-55	5.0-45	1	0-0	1-28	4	7	1	4-4	0	0	0	28
Alabama A&M	23	36	59	10.0-34	3.0-15	0	0-0	2-9	5	4	1	6-6	0	0	0	42
Kansas State	33	28	61	8.0-20	2.0-5	0	0-0	2-11	4	8	0	2-2	0	0	0	14
Alabama	45	52	97	2.0-12	1.0-9	2	0-0	0-0	2	2	0	0-0	0	0	0	0
at Florida	37	44	81	5.0-23	1.0-9	0	0-0	0-0	1	1	0	3-3	0	0	0	24
Georgia	39	36	75	4.0-18	2.0-15	2	1-15	0-0	0	1	0	2-2	0	0	0	14
at Ole Miss	41	22	63	6.0-29	2.0-15	0	0-0	0-0	2	4	0	5-5	0	0	0	35
at South Carolina	46	10	56	3.0-17	1.0-8	0	0-0	0-0	1	7	0	4-3	0	0	0	27
Western Kentucky	51	18	69	12.0-56	6.0-37	0	0-0	1-15	4	5	0	4-4	0	0	0	31
Kentucky																
Missouri																
at Tennessee																
Totals	355	250	605	60.0-264	23.0-158	5	1-15	6-63	23	39	2	30-29	0	0	0	215
Opponent	300	198	498	34.0-120	11.0-76	6	4-0	3-22	33	48	1	34-33	0	0	1	263



2017 STATISTICS

3RD DOWNS

	SCORE	OVERALL	1ST QTR	2ND QTR	3RD QTR	4TH QTR
at Middle Tennessee	W 28-6	8-16 (50.0%)	2-2 (100.0%)	4-6 (66.7%)	2-4 (50.0%)	0-4 (0.0%)
Alabama A&M	W 42-0	6-13 (46.2%)	2-2 (100.0%)	3-4 (75.0%)	1-3 (33.3%)	0-4 (0.0%)
Kansas State	W 14-7	4-13 (30.8%)	2-4 (50.0%)	0-4 (0.0%)	0-2 (0.0%)	2-3 (66.7%)
Alabama	L 59-0	1-10 (10.0%)	1-3 (33.3%)	0-3 (0.0%)	0-3 (0.0%)	0-1 (0.0%)
at Florida	L 38-24	3-13 (23.1%)	1-3 (33.3%)	2-4 (50.0%)	0-2 (0.0%)	0-4 (0.0%)
Georgia	L 45-14	6-15 (40.0%)	2-5 (40.0%)	3-4 (75.0%)	0-3 (0.0%)	1-3 (33.3%)
at Ole Miss	L 57-35	8-18 (44.4%)	1-4 (25.0%)	1-3 (33.3%)	2-6 (33.3%)	4-5 (80.0%)
at South Carolina	L 34-27	8-15 (53.3%)	1-3 (33.3%)	3-6 (50.0%)	1-1 (100.0%)	3-5 (60.0%)
Western Kentucky	W 31-17	5-11 (45.5%)	3-4 (75.0%)	2-4 (50.0%)	0-1 (0.0%)	0-2 (0.0%)
Kentucky						
Missouri						
at Tennessee						
Totals		49-124 (39.5%)	15-30 (50.0%)	18-38 (47.4%)	6-25 (24.0%)	10-31 (32.3%)
Opponents		47-130 (36.2%)	6-22 (27.3%)	14-38 (36.8%)	14-34 (41.2%)	13-36 (36.1%)

4TH DOWNS

	SCORE	OVERALL	1ST QTR	2ND QTR	3RD QTR	4TH QTR
at Middle Tennessee	W 28-6	0-0 (0.0%)	0-0 (0.0%)	0-0 (0.0%)	0-0 (0.0%)	0-0 (0.0%)
Alabama A&M	W 42-0	0-1 (0.0%)	0-0 (0.0%)	0-1 (0.0%)	0-0 (0.0%)	0-0 (0.0%)
Kansas State	W 14-7	1-1 (100.0%)	1-1 (100.0%)	0-0 (0.0%)	0-0 (0.0%)	0-0 (0.0%)
Alabama	L 59-0	0-0 (0.0%)	0-0 (0.0%)	0-0 (0.0%)	0-0 (0.0%)	0-0 (0.0%)
at Florida	L 38-24	2-3 (66.7%)	0-0 (0.0%)	0-0 (0.0%)	0-0 (0.0%)	2-3 (66.7%)
Georgia	L 45-14	1-2 (50.0%)	0-0 (0.0%)	0-0 (0.0%)	0-1 (0.0%)	1-1 (100.0%)
at Ole Miss	L 57-35	1-2 (50.0%)	0-0 (0.0%)	0-0 (0.0%)	1-2 (50.0%)	0-0 (0.0%)
at South Carolina	L 34-27	0-2 (0.0%)	0-0 (0.0%)	0-0 (0.0%)	0-0 (0.0%)	0-2 (0.0%)
Western Kentucky	W 31-17	0-0 (0.0%)	0-0 (0.0%)	0-0 (0.0%)	0-0 (0.0%)	0-0 (0.0%)
Kentucky						
Missouri						
at Tennessee						
Totals		5-11 (45.5%)	1-1 (100.0%)	0-1 (0.0%)	1-3 (33.3%)	3-6 (50.0%)
Opponents		9-15 (60.0%)	1-2 (50.0%)	3-3 (100.0%)	2-3 (66.7%)	3-7 (42.9%)

VANDERBILT-INSIDE OPPONENT 20-YARD LINE

OPPONENT	SCORE	Times in RZ	Times SCORED	TOTAL Pts	TDs	RUSH TDs	PASS TDs	FG MADE	-----FAILED IN RED ZONE-----					HALF	GM
									FGA	DOWNS	INT	FUMB			
at Middle Tennessee	W 28-6	3	2	14	2	1	1	0	1	0	0	0	0	0	0
Alabama A&M	W 42-0	3	3	21	3	2	1	0	0	0	0	0	0	0	0
Kansas State	W 14-7	3	2	14	2	1	1	0	0	0	0	1	0	0	0
Alabama	L 59-0	0	0	0	0	0	0	0	0	0	0	0	0	0	0
at Florida	L 38-24	3	3	21	3	0	3	0	0	0	0	0	0	0	0
Georgia	L 45-14	2	2	14	2	1	1	0	0	0	0	0	0	0	0
at Ole Miss	L 57-35	5	4	28	4	1	3	0	1	0	0	0	0	0	0
at South Carolina	L 34-27	3	3	20	3	0	3	0	0	0	0	0	0	0	0
Western Kentucky	W 31-17	2	2	14	2	1	1	0	0	0	0	0	0	0	0
Kentucky															
Missouri															
at Tennessee															
VU Season Totals: 21 of 24 (87.5%)		24	21	146	21	7	14	0	2	0	0	1	0	0	0

OPPONENTS-INSIDE VANDERBILT 20-YARD LINE

OPPONENT	SCORE	Times in RZ	Times SCORED	TOTAL Pts	TDs	RUSH TDs	PASS TDs	FG MADE	-----FAILED IN RED ZONE-----					HALF	GM
									FGA	DOWNS	INT	FUMB			
at Middle Tennessee	W 28-6	2	0	0	0	0	0	0	0	2	0	0	0	0	0
Alabama A&M	W 42-0	0	0	0	0	0	0	0	0	0	0	0	0	0	0
Kansas State	W 14-7	2	1	7	1	1	0	0	0	1	0	0	0	0	0
Alabama	L 59-0	7	6	38	5	5	0	1	0	0	0	0	0	1	0
at Florida	L 38-24	5	5	31	4	4	0	1	0	0	0	0	0	0	0
Georgia	L 45-14	4	4	24	3	2	1	1	0	0	0	0	0	0	0
at Ole Miss	L 57-35	5	5	27	3	2	1	2	0	0	0	0	0	0	0
at South Carolina	L 34-27	3	3	21	3	3	0	0	0	0	0	0	0	0	0
Western Kentucky	W 31-17	3	2	10	1	1	0	1	0	1	0	0	0	0	0
Kentucky															
Missouri															
at Tennessee															
Opponent Season Totals: 26 of 31 (83.9%)		31	26	158	20	18	2	6	0	4	0	0	1	0	0



GAME 1

Middle Tennessee
Sept. 2 | Murfreesboro

MURFREESBORO, Tenn. -- Kyle Shurmur threw for 296 yards and tied his career-high with three touchdowns as the Vanderbilt Commodores beat Middle Tennessee 28-6 Saturday night in the season opener for both teams.

The Commodores snapped a five-year skid in season openers to give coach Derek Mason his first victory to kick off his fourth season in charge. They also won their third straight against the Conference USA school 37 miles away from Nashville.

"It was really important because for us it's something we hadn't done here in my tenure, so we got it done tonight," Mason said. "So now we move on."

Vanderbilt came out throwing with Shurmur, and the junior quarterback didn't disappoint. He completed 13 of his first 14 passes, including a 37-yard TD pass to Kalija Lipscomb to cap the opening drive. He added a 4-yard TD pass to Lipscomb for a 21-0 lead minutes into the second quarter.

Ralph Webb, the Commodores' all-time leading rusher, also added a 1-yard TD run. Shurmur hit Webb on a swing pass that the senior took 73 yards for a 28-0 lead in the third.

The Commodores smothered what was a high-powered offense in 2016 with Middle Tennessee running up 495 yards against Vanderbilt last season. The Blue Raiders averaged 517.7 yards and ranked 12th nationally scoring 39.7 points per game.

Bryce Lewis intercepted a tipped pass to set up Webb's TD, and the Commodores also sacked Stockstill five times. The Blue Raiders avoided being shut out at home when Stockstill found Richie James for a 22-yard TD early in the fourth.

TEAM	1	2	3	4	FINAL	RECORD
VU	14	7	7	0	28	1-0
MT	0	0	0	6	6	0-1

SCORING SUMMARY

Attendance: 26,717 **Time:** 3:09
Weather: 77, clear, wind NE 5 mph

- 1st:** VANDY: Lipscomb 37-yd pass from Shurmur (Openshaw kick), 5-75 2:29. VANDY: Webb 1 yd run (Openshaw kick), 3-40 1:04.
- 2nd:** VANDY: Lipscomb 4-yd pass from Shurmur (Openshaw kick), 13-76 7:43.
- 3rd:** VANDY: Webb 73-yd pass from Shurmur (Openshaw kick), 3-80 1:24.
- 4th:** MT: James 22-yd pass from Stockstill (Rooker kick blocked), 3-47 1:05.

STATISTICS	VANDERBILT	MT
FIRST DOWNS	15	14
RUSHES-YARDS (NET)	35-71	26-49
PASSING YDS (NET)	296	166
PASSES ATT-COMP-INT	28-20-0	31-18-1
TOTAL OFFENSE PLAYS-YARDS	63-367	57-215
FUMBLE RETURNS-YARDS	0-0	0-0
PUNT RETURNS-YARDS	0-0	3-20
KICKOFF RETURNS-YARDS	0-0	0-0
INTERCEPTION RETURNS-YARDS	1-28	0-0
PUNTS (NUMBER-AVG)	7-41.9	7-40.7
FUMBLES-LOST	1-0	1-0
PENALTIES-YARDS	6-69	4-14
POSSESSION TIME	36:33	23:27
THIRD-DOWN CONVERSIONS	8 OF 16	0 OF 12
FOURTH-DOWN CONVERSIONS	0 OF 0	0 OF 2
RED-ZONE SCORES-CHANCES	2-3	0-2
SACKS BY: NUMBER-YARDS	5-45	1-6

RUSHING: VANDY-Webb 24-49; K. Blasingame 8-31; TEAM 2-(-3); Shurmur 1-(-6). MT-GORDON 7-26; TUCKER 2-21; JAMES 2-14; LEE 5-8; STOCKSTILL 10-(-20).

PASSING: VANDY-Shurmur 20-28-0-296. MT-STOCKSTILL 18-31-1-166.

RECEIVING: VANDY-Sherfield 4-68; Webb 3-104; Pinkney 3-33; Duncan 3-19; Lipscomb 2-41; Marcus 2-6; Dobbs 1-16; Ellis 1-9; K. Blasingame 1-0. MT-JAMES10-112; SMITH 3-29; WINDHAM 2-9; LEE 2-7; TUCKER 1-9.

GAME 2

Alabama A&M
Sept. 9 | Nashville

NASHVILLE -- Vanderbilt quarterback Kyle Shurmur threw four touchdown passes and ran for another as the Commodores smashed Alabama A&M 42-0 on Saturday, improving to 2-0 for the first time under fourth-year coach Derek Mason.

"I'm excited even if my face probably doesn't show it," Mason said. "You're excited to get the wins, but you know preparation is right around the corner. It's not about being comfortable, not about getting comfortable. It's just making sure we stay (focused)."

The Commodores dominated all facets of the game as they readied for next week's home challenge against 19th-ranked Kansas State. Shurmur completed 12-of-12 passes for 175 yards and three scores in the first half alone, finishing 15-for-18 for 202 yards. Vanderbilt outgained the Bulldogs 291-38 in the opening two quarters, holding Alabama A&M (0-2) to three first downs. The Commodores blocked one Bulldogs punt -- converting it into a touchdown -- and deflected another. Vanderbilt scored touchdowns on five-of-six possessions in the opening half.

"I thought our guys played a good first half," Mason said. "They scored points with Shurmur. That's the second week in a row he started fast. I like the way he played. I thought he had good command and that he saw everything he needed to see."

Playing in front of a crowd of 25,802, Vanderbilt recorded its first shutout since the Commodores blanked Kentucky 40-0 in 2012.

Vanderbilt recorded its first shutout since the Commodores blanked Kentucky 40-0 in 2012.

TEAM	1	2	3	4	FINAL	RECORD
AAMU	0	0	0	0	0	0-2
VU	14	21	7	0	42	2-0

SCORING SUMMARY

Attendance: 25,802 **Time:** 3:13
Weather: 79, fair, wind NE 12 mph

- 1st:** VANDY: Webb 6-yd run (Openshaw kick), 11-67 6:22. VANDY: Pinkney 10-yd pass from Shurmur (Openshaw kick), 6-54 3:10.
- 2nd:** VANDY: Lipscomb 45-yd pass from Shurmur (Openshaw kick), 6-81 2:33. VANDY: Shurmur 1-yd run (Openshaw kick), 3-10 0:53. VANDY: Sherfield 25-yd pass from Shurmur (Openshaw kick), 4-65 1:28.
- 3rd:** VANDY: Pinkney 23-yd pass from Shurmur (Openshaw kick), 1-23 0:06.

STATISTICS	AAMU	VANDERBILT
FIRST DOWNS	7	18
RUSHES-YARDS (NET)	32-59	35-174
PASSING YDS (NET)	44	227
PASSES ATT-COMP-INT	21-8-2	26-19-0
TOTAL OFFENSE PLAYS-YARDS	53-103	61-401
FUMBLE RETURNS-YARDS	0-0	0-0
PUNT RETURNS-YARDS	1-5	5-63
KICKOFF RETURNS-YARDS	2-23	1-22
INTERCEPTION RETURNS-YARDS	0-0	2-9
PUNTS (NUMBER-AVG)	10-35.4	5-33.2
FUMBLES-LOST	1-0	0-0
PENALTIES-YARDS	5-21	4-40
POSSESSION TIME	29:19	30:41
THIRD-DOWN CONVERSIONS	2 OF 14	6 OF 13
FOURTH-DOWN CONVERSIONS	0 OF 0	0 OF 1
RED-ZONE SCORES-CHANCES	0-0	3-3
SACKS BY: NUMBER-YARDS	0-0	3-15

RUSHING: AAMU-May 6-27; Walters 12-17; Burke 8-17; Brower 3-7; Glass 3-(-9). VANDY-J. Wakefield 15-64; K. Blasingame 6-55; Webb 13-54; Shurmur 1-1.

PASSING: AAMU-Glass 5-13-1-15; May 3-8-1-29. VANDY-Shurmur 15-18-0-202; Wallace 3-7-0-19; S. Stankavage 1-1-0-6.

RECEIVING: AAMU-Moore 3-5; Clash 2-10; O Miles 1-23; Randolph 1-4; Walters 1-2. VANDY-Sherfield 4-69; Pinkney 4-51; Duncan 3-29; Lipscomb 2-50; Winrow 1-13; Ellis 1-8; Dobbs 1-6; Marcus 1-4; K. Blasingame 1-(-1); J. Wakefield 1-(-2).



GAME 3

#18 Kansas State Sept. 16 | Nashville

NASHVILLE -- Kyle Shurmur scored on a 2-yard run with 8:23 left, and Vanderbilt upset No. 18 Kansas State 14-7 on Saturday night for the Commodores' first victory over a ranked, nonconference opponent since 1946.

Vanderbilt improved to 3-0 for the first time since 2011 with the Commodores' first win over a ranked, nonconference opponent since beating North Carolina State. The Commodores also have won five straight at home dating to last season.

"We're trying to get all these monkeys off our back," Mason said. Kansas State (2-1) last beat a Southeastern Conference team on the road in the regular season in 1982 at Kentucky.

Jesse Ertz tried to drive the Wildcats to the tying score. But he was tackled short on fourth-and-8 deep in Vanderbilt territory by Oren Burks and LaDarius Wiley with 1:06 left.

"I threw my hand up and said, 'Thank you Jesus,'" Mason said. Shurmur drove the Commodores 84 yards using up half of the first quarter to put Vanderbilt up 7-0 with a 2-yard pass to C.J. Duncan.

Ertz answered for Kansas State with a 75-yard drive, and on fourth-and-1, Ertz took the ball wide left and ran 15 untouched for a TD.

Ryan White picked off Ertz's pass soon after at the Wildcats 33, and Vanderbilt needed only four plays before Shurmur scored the clinching TD after having to pick up the ball off the ground after the snap. Shurmur said he didn't want to make a bad play worse.

"Just trying to get all I could and maybe score I guess," Shurmur said.

TEAM	1	2	3	4	FINAL	RECORD
KSU	0	7	0	0	7	2-1
VU	7	0	0	7	14	3-0

SCORING SUMMARY

Attendance: 40,350 **Time:** 3:17
Weather: 83, sunny, wind E 3 mph

- 1st:** VANDY: Duncan 2-yd pass from Shurmur (Openshaw kick), 13-84 7:53.
- 2nd:** KSU: Ertz 15-yd run (McCrane kick), 8-75 4:13.
- 4th:** VANDY: Shurmur 2-yd run (Openshaw kick), 4-33 1:53.

STATISTICS	KSU	VANDERBILT
FIRST DOWNS	13	11
RUSHES-YARDS (NET)	35-201	32-65
PASSING YDS (NET)	76	205
PASSES ATT-COMP-INT	28-10-2	23-14-0
TOTAL OFFENSE PLAYS-YARDS	63-277	55-270
FUMBLE RETURNS-YARDS	0-0	0-0
PUNT RETURNS-YARDS	4-17	0-0
KICKOFF RETURNS-YARDS	1-11	0-0
INTERCEPTION RETURNS-YARDS	0-0	2-11
PUNTS (NUMBER-AVG)	7-37.7	8-33.5
FUMBLES-LOST	0-0	1-1
PENALTIES-YARDS	7-68	5-50
POSSESSION TIME	30:27	29:33
THIRD-DOWN CONVERSIONS	4 OF 16	4 OF 13
FOURTH-DOWN CONVERSIONS	1 OF 2	1 OF 1
RED-ZONE SCORES-CHANCES	1-2	2-3
SACKS BY: NUMBER-YARDS	1-2	2-5

RUSHING: KSU-Ertz 24-126; Silmon, 3-41; Barnes 8-34. VANDY-Webb 21-46; Dobbs 1-10; Blasingame 5-7; Lipscomb 1-5; Shurmur 2-0; TEAM 2-(-3).
PASSING: KSU-Ertz 10-28-2-76. VANDY-Shurmur 14-23-0-205.
RECEIVING: KSU-Zuber 4-37; Pringle 3-25; Valentine 1-8; Barnes 1-3; Dimel 1-3. VANDY-Duncan 6-52; Sherfield 4-97; Pinkney 2-41; Lipscomb 2-15.

GAME 4

#1 Alabama Sept. 23 | Nashville

NASHVILLE -- Alabama coach Nick Saban challenged the top-ranked Crimson Tide to prove they knew how to not only win, but dominate an opponent for a full 60 minutes.

That, and a bit of motivation provided by the confident Vanderbilt Commodores, was all Alabama needed.

Damien Harris ran for a career-high 151 yards and three touchdowns, Bo Scarbrough added two TDs and top-ranked Alabama routed Vanderbilt 59-0 Saturday in the Southeastern Conference opener for both teams.

Alabama (4-0) now has won 19 straight over the SEC East. Better yet, the Crimson Tide hasn't lost to Vanderbilt since 1984 or in Nashville since 1969. Both streaks were assured at the end of the first quarter with Alabama up 21-0 after the second of Harris' TDs. And the Crimson Tide didn't let up.

Alabama outgained Vanderbilt in total offense 677-78 before running out the clock late for the largest margin in the program's vaunted history. The Crimson Tide also set a school record with 38 first downs, topping the 36 earned Nov. 22, 2014, against Western Carolina.

Vanderbilt (3-1) came in as one of the five remaining undefeated teams in the SEC with the nation's stingiest defense in points, total yards and against the pass. The Commodores had allowed just 13 points combined through three games, yet they proved no match against Alabama's dominating ground game.

TEAM	1	2	3	4	FINAL	RECORD
ALA	21	10	21	7	59	4-0,1-0
VU	0	0	0	0	0	3-1,0-1

SCORING SUMMARY

Attendance: 40,350 **Time:** 3:07
Weather: 88, partly cloudy, wind NE 3 mph

- 1st:** UA: Scarbrough 6-yd run (Pappanastos kick), 5-47 1:30. UA - Harris 61-yd run (Pappanastos kick), 2-70 0:36. UA: Harris 2-yd run (Pappanastos kick), 6-26 2:38.
- 2nd:** UA: Scarbrough 2-yd run (Pappanastos kick), 13-75 5:39. UA: Pappanastos 22-yd field goal, 13-71 3:43.
- 3rd:** UA: Harris 2 yd run (Pappanastos kick), 8-75 2:53. UA: Jeudy 34-yd pass from Tagovailoa (Pappanastos kick), 8-68 1:58. UA: Smith 27-yd pass from Tagovailoa (Pappanastos kick), 4-58 1:35.
- 4th:** UA: Robinson Jr. 17-yd run (Pappanastos kick), 10-89 5:38.

STATISTICS	ALABAMA	VANDERBILT
FIRST DOWNS	38	3
RUSHES-YARDS (NET)	66-496	16-40
PASSING YDS (NET)	181	38
PASSES ATT-COMP-INT	27-17-0	22-7-1
TOTAL OFFENSE PLAYS-YARDS	93-677	38-78
FUMBLE RETURNS-YARDS	0-0	0-0
PUNT RETURNS-YARDS	3-33	0-0
KICKOFF RETURNS-YARDS	0-0	5-89
INTERCEPTION RETURNS-YARDS	1-1	0-0
PUNTS (NUMBER-AVG)	2-32.0	9-43.7
FUMBLES-LOST	3-0	1-1
PENALTIES-YARDS	6-40	5-20
POSSESSION TIME	42:55	17:05
THIRD-DOWN CONVERSIONS	9 OF 15	1 OF 10
FOURTH-DOWN CONVERSIONS	2 OF 2	0 OF 0
RED-ZONE SCORES-CHANCES	6-7	0-0
SACKS BY: NUMBER-YARDS	0-0	1-9

RUSHING: UA-D. Harris 12-151; Scarbrough 11-79; N. Harris 10-70; Robinson Jr. 5-51; Hurts 9-48; Clark 10-48; Jacobs 4-28; Tagovailoa 1-22; Ridley 1-4; TEAM 3-(-5). VANDY-Webb 6-20; Blasingame 7-14; Wakefield 2-6; Shurmur 1-0.
PASSING: UA-Hurts 9-17-0-78; Tagovailoa 8-10-0-103. VANDY-Shurmur 4-15-1-18; Wallace 3-7-0-20.
RECEIVING: UA-Ridley 5-43; Jeudy 3-68; Smith Jr. 2-14; D. Smith 1-27; Sims 1-11; Tennison 1-9; D. Harris 1-9; N. Harris 1-3; Scarbrough 1-2; Foster 1-(-5). VANDY-Sherfield 2-14; Tennyson 2-14; Blasingame 1-6; Webb 1-3; Duncan 1-1.



GAME 5

#21 Florida
Sept. 30 | Gainesville, Fla.

GAINESVILLE, Fla. -- Lamical Perine scored three touchdowns, Malik Davis added two and No. 21 Florida beat Vanderbilt 38-24 on Saturday despite losing quarterback Luke Del Rio to a left shoulder injury.

Perine bookended two one-yard plunges around a 13-yard scamper as the Gators remained unbeaten in Southeastern Conference play and defeated the Commodores for the 26th time in the last 27 meetings.

Perine, a cousin of former Oklahoma and current Washington Redskins running back Samaje Perine, finished with 58 yards on 15 carries.

Davis, a freshman, ran 17 times for 124 yards. His final run was huge. On a fourth-down play, Davis broke through the line, stumbled and then regained his footing for a 39-yard score that sealed the victory.

Redshirt freshman Feleipe Franks replaced Del Rio in the second quarter and turned in his most effective performance of the season. Franks completed 10 of 14 passes for 185 yards, including a 49-yarder to Tyrie Cleveland that was nearly as perfect as his last pass in The Swamp.

The Gators (3-1, 3-0 SEC) and Vanderbilt played a tight game for the third consecutive year. That was an improvement for the Commodores (3-2, 0-2) after a 59-0 home loss to top-ranked Alabama a week ago.

TEAM	1	2	3	4	FINAL	RECORD
VU	7	10	0	7	24	3-2,0-2
UF	7	10	7	14	38	3-1,3-0

SCORING SUMMARY

Attendance: 84,478 Time: 3:22
Weather: 75, overcast, wind NE 10 mph

1st: UF: Perine 1-yd run (Pineiro kick), 10-62 5:20. VANDY: Lipscomb 13-yd pass from Shurmur (Openshaw kick), 7-75 3:55.

2nd: UF: Perine 13-yd run (Pineiro,E. kick), 7-45 2:56. VANDY: Scott 12-yd pass from Shurmur (Openshaw kick), 7-75 3:12. VANDY: Openshaw 42-yd field goal, 9-60 3:57. UF: Pineiro 21-yd field goal, 7-71 0:43.

3rd: UF: Davis 1-yd run (Pineiro kick), 8-73 3:56.

4th: UF: Perine 1-yd run (Pineiro kick), 12-65 6:04. VANDY: Marcus 7-yd pass from Shurmur (Openshaw kick), 14-77 3:56. UF: Davis 39-yd run (Pineiro kick), 5-48 1:31.

STATISTICS	VANDERBILT	FLORIDA
FIRST DOWNS	17	23
RUSHES-YARDS (NET)	20-46	51-218
PASSING YDS (NET)	264	249
PASSES ATT-COMP-INT	40-18-0	26-17-0
TOTAL OFFENSE PLAYS-YARDS	60-310	77-467
FUMBLE RETURNS-YARDS	0-0	0-0
PUNT RETURNS-YARDS	2-3	1-(-3)
KICKOFF RETURNS-YARDS	0-0	2-18
INTERCEPTION RETURNS-YARDS	0-0	0-0
PUNTS (NUMBER-AVG)	6-41.0	5-42.2
FUMBLES-LOST	2-0	1-0
PENALTIES-YARDS	4-38	9-64
POSSESSION TIME	24:00	36:00
THIRD-DOWN CONVERSIONS	3 OF 13	7 OF 16
FOURTH-DOWN CONVERSIONS	2 OF 3	3 OF 3
RED-ZONE SCORES-CHANCES	3-3	5-5
SACKS BY: NUMBER-YARDS	1-9	1-9

RUSHING: VANDY-Webb 11-29; J. Wakefield 1-11; Sherfield 1-11; K. Blasingame 4-0; TEAM 1-0; Shurmur 2-(-5). UF-Davis 17-124; Perine 15-58; Thompson 9-24; Toney 3-22; Franks 3-4; Team 2-(-5); Del Rio 2-(-9).

PASSING: VANDY-Shurmur 18-40-0-264. UF-Franks 10-14-0-185; Del Rio 7-11-0-64; Toney 0-1-0-0.

RECEIVING: VANDY-Duncan 5-75; Lipscomb 3-50; Scott 3-27; Sherfield 2-39; Pinkney 2-10; D. Tennyson 1-35; K. Blasingame 1-21; Marcus 1-7. UF-Thompson 5-39; Cleveland 2-67; Stephens 2-45; Davis 2-6; Swain 1-33; Goolsby 1-25; Perine 1-17; Powell 1-11; Toney 1-5; Lewis 1-1.

GAME 6

#5 Georgia
Oct. 7 | Nashville

NASHVILLE -- Nick Chubb ran for two touchdowns and 138 yards, and fifth-ranked Georgia routed Vanderbilt 45-14 Saturday despite missing three players from the Bulldogs' stingy defense.

Georgia (6-0, 3-0 Southeastern Conference) continued its best start since 2012 when the Bulldogs reached the SEC championship. The Bulldogs also avenged a 17-16 loss to Vanderbilt last year by beating the Commodores for the 20th time in the past 23 games in this series.

Georgia ran through and over Vanderbilt, piling up 423 yards. Sony Michel added 150 yards and a TD, while Elijah Holyfield scored his first career TD on a 15-yard run. Georgia set the tone on its opening drive, running all seven plays for 83 yards.

Vanderbilt (3-3, 0-3) lost its third straight to wrap up the toughest four-game stretch in school history against the Commodores' fourth consecutive ranked opponent.

Coach Derek Mason, who oversees the defense, said the Commodores have to fix what ails them: defenders were in the right spots but didn't tackle well.

"That's what teams like this will do," Mason said. "They will expose exactly who you are if you aren't consistent with your tackling fundamentals and mechanics."

TEAM	1	2	3	4	FINAL	RECORD
UGA	7	14	17	7	45	6-0,3-0
VU	0	7	0	7	14	3-3,0-3

SCORING SUMMARY

Attendance: 36,282 Time: 3:11
Weather: 76, cloudy, wind S 11 mph

1st: UGA: Chubb 33-yd run (Blankenship kick), 7-83 2:46.

2nd: UGA: Swift 5-yd pass from Fromm (Blankenship kick), 8-45 3:27. UGA: Chubb 14-yd run (Blankenship kick), 11-80 6:12. VANDY: Webb 1-yd run (Openshaw kick), 6-75 1:30.

3rd: UGA: Godwin 47-yd pass from Fromm (Blankenship kick), 4-75 1:46. UGA: Michel 50-yd run (Blankenship kick), 3-64 1:04. UGA: R. Blankenship 27-yd field goal, 12-65 5:55.

4th: UGA: Holyfield 15-yd run (Blankenship kick), 6-50 2:09. VANDY: Duncan 3-yd pass from Shurmur (Openshaw kick), 4-1 0:59.

STATISTICS	GEORGIA	VANDERBILT
FIRST DOWNS	27	11
RUSHES-YARDS (NET)	54-423	22-64
PASSING YDS (NET)	126	172
PASSES ATT-COMP-INT	14-10-0	31-17-0
TOTAL OFFENSE PLAYS-YARDS	68-549	53-236
FUMBLE RETURNS-YARDS	0-0	1-15
PUNT RETURNS-YARDS	1-20	1-13
KICKOFF RETURNS-YARDS	0-0	3-63
INTERCEPTION RETURNS-YARDS	0-0	0-0
PUNTS (NUMBER-AVG)	1-59.0	7-36.3
FUMBLES-LOST	2-1	0-0
PENALTIES-YARDS	7-46	5-25
POSSESSION TIME	34:23	25:37
THIRD-DOWN CONVERSIONS	7 OF 11	6 OF 15
FOURTH-DOWN CONVERSIONS	1 OF 1	1 OF 2
RED-ZONE SCORES-CHANCES	4-4	2-2
SACKS BY: NUMBER-YARDS	0-0	2-15

RUSHING: UGA-Michel 12-150; Chubb 16-138; Holyfield 7-51; Fromm 4-36; Swift 4-32; Herrien 9-28; TEAM 1-(-1); Eason 1-(-11). VANDY-Webb 12-47; Blasingame 7-7; Sherfield 1-7; Wakefield 1-2; Kalija Lipscomb 1-1.

PASSING: UGA-Fromm 7-11-0-102; Eason 3-3-0-24. VANDY-Shurmur 17-31-0-172.

RECEIVING: UGA-Godwin 2-70; Wims 2-20; Crumpton 2-17; Swift 2-8; Holloman 1-7; Woerner 1-4. VANDY-Sherfield 4-47; Scott 4-35; Duncan 4-20; Lipscomb 3-55; Ellis 1-14; Wakefield 1-1.



GAME 7

Ole Miss
Oct. 14 | Oxford, Miss.

OXFORD, Miss. -- Shea Patterson threw for 351 yards and four touchdowns and Mississippi beat Vanderbilt 57-35 on Saturday.

Ole Miss (3-3, 1-2 Southeastern Conference) snapped its three-game losing streak while Vanderbilt (3-4, 0-4) has now lost four straight.

Vanderbilt led 14-7 in the second quarter after Ralph Webb ran for two touchdowns, but Ole Miss responded with 28 straight points in less than seven minutes. The offensive avalanche was helped by two Vanderbilt turnovers that gave the Rebels excellent field position.

Ole Miss kept the momentum early in the third quarter, earning a safety after forcing Vanderbilt quarterback Kyle Shurmur to fumble into the end zone. Less than a minute later, Patterson hit Brown for a 29-yard touchdown pass and a 44-21 lead and the game was no longer in doubt.

Brown caught eight passes for 174 yards and two touchdowns.

DaMarkus Lodge also caught two touchdown passes.

Shurmur threw for 174 yards, two touchdowns and one interception for the Commodores. Webb ran for 163 yards and two touchdowns.

"We need to mentally find ourselves, find our identity, rebuild our confidence and get fresh," Vanderbilt coach Derek Mason said. "I've seen a lot of football -- good stretches and bad stretches -- we've got to look inside and fix what ails us. We need to get better and we can do that."

TEAM	1	2	3	4	FINAL	RECORD
VU	0	21	0	14	35	3-4,0-4
MISS	7	28	12	10	57	3-3,1-2

SCORING SUMMARY

Attendance: 60,157

Time: 3:51

Weather: 87, partly cloudy, wind SSW 8 mph

1st: OM: Brown 58-yd pass from Patterson (Logan kick), 3-74 0:51.

2nd: VANDY: Webb 38-yd run (Openshaw kick), 8-97 4:36. VANDY: Webb 1-yd run (Openshaw kick), 5-56 2:30. OM: Lodge 35-yd pass from Patterson (Logan kick), 5-75 1:09. OM: Patterson 4-yd run (Logan kick), 4-27 1:22. OM: Wilkins 18-yd run (Logan kick), 5-65 1:15. OM: Lodge 6-yd pass from Patterson (Logan kick), 5-30 1:16. VANDY: Lipscomb 13-yd pass from Shurmur (Openshaw kick), 5-75 1:27.

3rd: OM: Haynes safety. OM: Brown 29-yd pass from Patterson (Logan kick), 3-50 0:50. OM: Logan 22-yd field goal, 5-22 2:10.

4th: VANDY: Pinkney 1-yd pass from Shurmur (Openshaw kick), 7-67 1:48.

OM: Logan 25-yd field goal, 10-57 4:53. OM: Swinney 55-yd run (Logan kick), 2-66 0:57. VANDY: Sherfield 6-yd pass from Wallace (Guay kick), 11-75 4:07.

STATISTICS

	VANDERBILT	OLE MISS
FIRST DOWNS	21	27
RUSHES-YARDS (NET)	37-188	41-252
PASSING YDS (NET)	229	351
PASSES ATT-COMP-INT	37-18-1	35-22-0
TOTAL OFFENSE PLAYS-YARDS	74-417	76-603
FUMBLE RETURNS-YARDS	0-0	0-0
PUNT RETURNS-YARDS	0-0	0-0
KICKOFF RETURNS-YARDS	7-181	1-31
INTERCEPTION RETURNS-YARDS	0-0	1-11
PUNTS (NUMBER-AVG)	4-38.8	4-39.2
FUMBLES-LOST	3-1	0-0
PENALTIES-YARDS	6-52	11-79
POSSESSION TIME	31:49	28:11
THIRD-DOWN CONVERSIONS	8 OF 18	3 OF 11
FOURTH-DOWN CONVERSIONS	1 OF 2	0 OF 1
RED-ZONE SCORES-CHANCES	4-5	5-5
SACKS BY: NUMBER-YARDS	2-15	7-54

RUSHING: VANDY-Webb 23-163; Tennyson 1-48; Blasingame 6-26; Shurmur 7-(-59); Duncan 0-10. OM-Wilkins 18-113; Swinney 7-76; Ta'amu 3-32; Pennamon 2-10; Brazley 2-9; Patterson 7-8; Buford 2-4.

PASSING: VANDY-Shurmur 13-29-1-174; Wallace 5-8-0-55

OM-Patterson 22-35-0-351.

RECEIVING: VANDY-Lipscomb 4-58; Sherfield 3-65; Duncan 3-38; Scott 2-34; Dobbs 2-15; Webb 2-15; Pinkney 2-4. OM-Brown 8-174; Lodge 5-74; Metcalf 2-37; Wilkins 2-37; Jefferson 2-13; Swinney 2-6; Sanders 1-10.

GAME 8

South Carolina
Oct. 28 | Columbia, S.C.

COLUMBIA, S.C. -- Jake Bentley ran for two touchdowns and threw for another to lead South Carolina to a 34-27 win over Vanderbilt on Saturday that assured the Southeastern Conference's East Division race would go on at least one more week.

Bentley was 19-of-29 for 174 yards and ran six times for 47 yards, including his first scores rushing in his college career for the Gamecocks (6-2, 4-2).

Vanderbilt (3-5, 0-5) had two players ejected for targeting, including linebacker Charles Wright -- the team's sack leader -- on a hit on Bentley just after he released the ball.

"I saw a young man tackle a quarterback," Vanderbilt coach Derek Mason said. "We've got to get that right."

Bentley, who took advantage of open field in front of him for several big runs, said he is used to taking shots. "Anytime a quarterback runs it's like a little minnow with a pool of sharks," the sophomore said.

The Commodores finished with 10 penalties for 100 yards. The final one might have been the most costly. A holding penalty by tight end Sam Dobbs stalled a potential game-tying drive and Kyle Shurmur overthrew Caleb Scott on fourth-and-2 with just over a minute to go.

Shurmur threw for a season-best 333 yards and four touchdowns.

TEAM	1	2	3	4	FINAL	RECORD
VU	7	6	7	7	27	3-5,0-5
SC	14	10	7	3	34	6-2,4-2

SCORING SUMMARY

Attendance: 78,992

Time: 3:43

Weather: 77, mostly cloudy, wind S 9 mph

1st: VANDY: Blasingame 9-yd pass from Shurmur (Openshaw kick), 6-75 2:54. SC: Bentley 19-yd run (White kick), 4-75 1:41. SC: Turner 1-yd run (White kick), 10-64 3:38.

2nd: VANDY: Duncan 8-yd pass from Shurmur (Openshaw kick blockd), 6-54 1:45. SC: Smith 36-yd pass from Bentley (White kick), 5-75 1:57. SC: Parker White 44 yd field goal, 6-8 2:15.

3rd: VANDY: Lipscomb 47-yd pass from Shurmur (Openshaw kick), 3-70 1:28. SC: Bentley 11-yd run (White kick), 8-72 5:01.

4th: SC: White 39-yd field goal, 10-43 4:23. VANDY: Duncan 4-yd pass from Shurmur (Openshaw kick), 14-77 4:52.

STATISTICS

	VANDERBILT	S. CAROLINA
FIRST DOWNS	27	26
RUSHES-YARDS (NET)	23-107	37-212
PASSING YDS (NET)	333	174
PASSES ATT-COMP-INT	49-27-1	29-19-0
TOTAL OFFENSE PLAYS-YARDS	72-440	66-386
FUMBLE RETURNS-YARDS	0-0	0-0
PUNT RETURNS-YARDS	3-21	0-0
KICKOFF RETURNS-YARDS	2-52	1-23
INTERCEPTION RETURNS-YARDS	0-0	1-10
PUNTS (NUMBER-AVG)	4-34.5	3-48.0
FUMBLES-LOST	2-0	0-0
PENALTIES-YARDS	10-100	7-50
POSSESSION TIME	29:24	30:36
THIRD-DOWN CONVERSIONS	8 OF 15	7 OF 14
FOURTH-DOWN CONVERSIONS	0 OF 2	0 OF 0
RED-ZONE SCORES-CHANCES	3-3	3-3
SACKS BY: NUMBER-YARDS	1-8	0-0

RUSHING: VANDY-Rivers 11-41; Webb 6-31; Sherfield 1-19; Lipscomb 1-11; Tennyson 1-11; Blasingame 2-7; TEAM 1-(-13). SC-Turner 15-121; Bentley 6-47; Denson 4-25; Williams 8-13; Hurst 1-6; Edwards 1-5; TEAM 2-(-5).

PASSING: VANDY-Shurmur 27-49-1-333. SC-Bentley 19-29-0-174.

RECEIVING: VANDY-Duncan 8-80; Lipscomb 7-128; Sherfield 4-59; Scott 4-32; Webb 1-13; Marcus 1-9; Blasingame 1-9; Pinkney 1-3. SC-S. Smith 5-76; Hurst 4-31; Turner 4-24; O. Smith 3-35; Edwards 2-15; Williams 1-(-7).



GAME 9

Western Kentucky
Nov. 4 | Nashville

NASHVILLE -- Kyle Shurmur hit Trent Sherfield on a 4-yard scoring pass on Vanderbilt's opening drive and the Commodores never trailed in a 31-17 win over Western Kentucky on Saturday.

Shurmur passed for two touchdowns and the Commodores rushed for two more, including Sherfield's 45-yard run with 48 seconds left in the third quarter.

It was the final non-conference game of the season for both teams.

"We wanted to move forward this week," Vanderbilt coach Derek Mason said. "We played extremely hard. It wasn't the prettiest thing early, but we started to move the needle a little bit."

Vanderbilt (4-5) scored 14 points in the first quarter for the third time this season. Their 14-7 lead marked the first time since the Kansas State win Sept. 16 that the Commodores held a lead after the first quarter.

Vanderbilt led 21-14 at halftime, their third halftime lead of the season.

Ralph Webb rushed for 104 yards and one touchdown on 23 carries for Vanderbilt. He moved into 11th place all-time in the Southeastern Conference in career rushing with 3,885 yards.

The Vanderbilt defense sacked Western Kentucky quarterback Mike White five times, two on third-down plays. The Commodores finished with a season-high six sacks. The Commodores recorded four sacks in the season-opener with Middle Tennessee State.

TEAM	1	2	3	4	FINAL	RECORD
WKU	7	7	3	0	17	5-4
VU	14	7	7	3	31	4-5

SCORING SUMMARY

Attendance: 26,350 **Time:** 3:21

Weather: 68, cloudy, wind S 7 mph

1st: VANDY: Sherfield 4-yd pass from Shurmur (Openshaw kick), 11-75 5:54.

WKU: BAKER 25-yd pass from FANT (NUSS kick), 4-61 0:56. VANDY: Webb 8-yd run (Openshaw kick), 8-75 4:04.

2nd: WKU: WHITE 3-yd run (NUSS kick), 8-82 1:59. VANDY: Ellis 31-yd pass from Shurmur (Openshaw kick), 8-84 1:12.

3rd: WKU: NUSS 29-yd field goal, 17-63 5:40. VANDY: Sherfield 45-yd run (Openshaw kick), 2-65 0:44.

4th: VANDY - Openshaw 39-yd field goal, 8-41 4:46.

STATISTICS	WKU	VANDERBILT
FIRST DOWNS	22	19
RUSHES-YARDS (NET)	30-(-6)	35-174
PASSING YDS (NET)	355	220
PASSES ATT-COMP-INT	53-33-1	21-14-0
TOTAL OFFENSE PLAYS-YARDS	83-349	56-394
FUMBLE RETURNS-YARDS	0-0	0-0
PUNT RETURNS-YARDS	1-(-5)	1-1
KICKOFF RETURNS-YARDS	2-22	1-16
INTERCEPTION RETURNS-YARDS	0-0	1-15
PUNTS (NUMBER-AVG)	5-40.6	5-44.8
FUMBLES-LOST	1-0	1-1
PENALTIES-YARDS	5-31	6-54
POSSESSION TIME	32:29	27:31
THIRD-DOWN CONVERSIONS	8 OF 21	5 OF 11
FOURTH-DOWN CONVERSIONS	2 OF 4	0 OF 0
RED-ZONE SCORES-CHANCES	2-3	2-2
SACKS BY: NUMBER-YARDS	1-5	6-37

RUSHING: WKU-FERBY 12-19; MOSES 2-5; TEAM 1-(-1); ECKELS 3-(-2); BAKER 4-(-3); WHITE, Mike 8-(-24). VANDY-Webb 23-104; Sherfield 1-45; Dobbs 1-18; Rivers 6-5; Shurmur 3-3; J. Wakefield 1-(-1).

PASSING: WKU-WHITE 31-50-0-324; ECKELS 1-2-1-6; FANT 1-1-0-25. VANDY-Shurmur 14-21-0-220.

RECEIVING: WKU-FANT 9-79; JACKSON 7-135; DEANE 5-57; LANE 3-36; JERNIGHAN 3-18; BAKER 2-25; MOSES 2-0; TOWNER, 1-5; PEARSON 1-(-7); SLOAN 0-7. VANDY-Sherfield 5-82; Lipscomb 3-43; Ellis 1-31; Scott 1-18; Dobbs 1-15; Marcus 1-15; Pinkney 1-11; Duncan 1-5.