



2015-16 BASKETBALL GAME NOTES

Ole Miss Athletics Media Relations | 908 All-American Dr. | University, MS 38677 | 662-915-7509

MBB Contact: Daniel Snowden | desnowde@olemiss.edu | 662-816-7511 (c)

Web: OleMissSports.com, OleMissHoops.com | **Twitter:** @OleMissSports, @OleMissMBB

Facebook: [Facebook.com/OleMissSports](https://www.facebook.com/OleMissSports), [Facebook.com/OleMissMBB](https://www.facebook.com/OleMissMBB) | **Blog:** OleMissSports.com/Blog

2015-16 SCHEDULE

Date	Opponent [TV]	Time/Result
11/5	CLAYTON STATE (Ex.)	W, 103-87
11/13	NORTHWESTERN STATE [SECN+]	W, 90-76
11/16	GEORGIA SOUTHERN [SECN+]	W, 82-72
11/19	George Mason^ [ESPN3]	L, 62-68
11/20	Towson^ [ESPN3]	W, 76-60
11/22	Seton Hall^ [ESPN3]	L, 63-75
11/25	GEORGIA STATE [SECN]	W, 68-59
11/28	at Bradley [ESPN3]	W, 67-54
12/5	vs. Massachusetts# [NBCSN]	W, 74-64
12/12	at Southeast Missouri [ASN]	W, 75-64
12/15	LOUISIANA TECH [SECN]	W, 99-80
12/18	at Memphis [ESPN3]	W, 85-79
12/22	TROY [SECN]	W, 83-80 (OT)
1/2	at #10/11 Kentucky* [SECN]	L, 61-83
1/7	ALABAMA* [ESPNU]	W, 74-66
1/9	GEORGIA* [SECN]	W, 72-71
1/13	at LSU* [ESPN2]	L, 81-90
1/16	FLORIDA* [ESPN2]	L, 71-80
1/19	#24/18 SOUTH CAROLINA* [SECN]	L, 74-77 (OT)
1/23	at Mississippi State* [SECN]	L, 77-83
1/27	AUBURN* [SECN]	W, 80-63
1/30	at Kansas State% [ESPNU]	L, 64-69
2/3	at Missouri* [SECN]	W, 76-73
2/6	VANDERBILT* [ESPNU]	7:00 p.m.
2/9	at Florida* [ESPNU]	8:00 p.m.
2/13	ARKANSAS* [ESPNU]	1:00 p.m.
2/16	at Texas A&M* [ESPNU]	8:00 p.m.
2/20	at Auburn* [SECN]	4:00 p.m.
2/23	MISSOURI* [SECN]	8:00 p.m.
2/27	at Georgia* [SECN]	11:00 a.m.
3/2	MISSISSIPPI STATE* [SECN]	6:00 p.m.
3/5	at Tennessee* [SECN]	11:00 a.m.

* SEC Game | Ranking: AP/USA TODAY | All Times CT

^ Gildan Charleston Classic (Oxford, Miss./Charleston S.C.)

Basketball Hall of Fame Holiday Showcase (Springfield, Mass.)

% Big 12/SEC Challenge

OLE MISS STYLE GUIDE

NAME

Ole Miss (preferred)
University of Mississippi
~~Mississippi~~

NICKNAME

Rebels

COLORS

Cardinal Red (PMS 186)
Navy Blue (PMS 2767)

MASCOT



Rebel



Vanderbilt
COMMODORES
(13-9, 5-4 SEC)

Head Coach: Kevin Stallings

Career: 437-269/22nd

At VU: 323-206/16th

GAME 23

Date: Saturday, Feb. 6, 2016

Time: 7:00 p.m. CT

Location: Oxford, Miss.

Arena: The Pavilion at Ole Miss (9,051)

Television: ESPNU

Richard Cross, play-by-play

Joe Dean, Jr., analyst

Radio: Ole Miss Radio Network

David Kellum, play-by-play

Keith Carter, analyst

Satellite Radio: Sirius 136, XM 191

Live Audio: OleMissSports.com

Live Video: WatchESPN.com

Series: VU Leads Series 75-43

In Oxford: OM leads 31-24

Streak: VU, W1

Last Meeting: VU, W 77-86 (3/07/15)



Ole Miss
REBELS

(14-8, 4-5 SEC)

Head Coach: Andy Kennedy

Career: 227-135/11th

At OM: 206-122/10th

TIP OFF

- Ole Miss returns home to The Pavilion Saturday to host the Vanderbilt Commodores.
- Senior G **Stefan Moody** leads the SEC, and ranks sixth nationally, in scoring at 23.5 ppg this year. He had his 20-plus point per game scoring streak snapped at 14 games at Kansas State, which is tied for the third-longest streak in school history. Moody has broken the 30-point mark three times this season and has made a 3-pointer in 35-straight games, which is the fourth-longest streak in school history and tied for the 14th-best streak in SEC history. He is shooting 47.6 percent (40 of 84) from field and 45.0 percent (27 of 60) from 3 over his last six games and is averaging 24.9 ppg in SEC play.
- Senior F **Tomasz Gielo**, who was averaging 5.3 ppg and shooting 21.8 percent from the field over his last seven games, knocked down 6 of 8 shots, including 4 of 6 from 3, and scored 16 points in the Rebels' road win at Missouri.
- Head coach **Andy Kennedy** picked up 200th career victory as the Ole Miss head man versus Louisiana Tech earlier this season. The all-time winningest coach in school history, Kennedy is 206-122 in 10 seasons in Oxford and 227-135 in 11 years as a head coach. He is the 20th coach in SEC history to win 200 games at one school and has the fifth-most wins by a coach in his first 10 years in the league at one school.
- With 24 points against South Carolina, senior G **Stefan Moody** became the 37th player in school history to reach the 1,000-point mark in his career. Moody is the fifth-fast player in school history to reach 1,000 career points (52 games) and ranks ninth in Ole Miss history with a 19.2 ppg career scoring average.
- Sophomore F **Marcanvis Hymon** recorded his first career double-double against Auburn (19 points, 10 boards).

PROJECTED OLE MISS STARTERS



F | 13 | ANTHONY PEREZ
6-9 | 226 | Sr. | Cumana, Venezuela.

PTS	REB	AST	STL	FG%	FT%
6.9	4.1	1.1	0.8	40.5	64.4



F | 5 | MARCANVIS HYMON
6-7 | 216 | So. | Memphis, Tenn.

PTS	REB	AST	BLK	FG%	FT%
6.2	5.3	0.6	1.2	49.5	55.9



G | 1 | MARTAVIOUS NEWBY
6-3 | 218 | Sr. | Memphis, Tenn.

PTS	REB	AST	STL	FG%	FT%
7.0	4.2	1.2	0.9	41.4	63.4



G | 42 | STEFAN MOODY
5-10 | 179 | Sr. | Kissimmee, Fla.

PTS	REB	AST	STL	FG%	FT%
23.5	3.2	4.1	1.6	42.9	84.2



G | 14 | RASHEED BROOKS
6-5 | 201 | Jr. | Kalamazoo, Mich.

PTS	REB	STL	BLK	FG%	FT%
9.2	3.1	1.4	0.3	40.8	61.3

1
G**MARTAVIOUS NEWBY**

6-3 | 218 | Sr. | Memphis, Tenn.

PTS	REB	AST	STL	FG%	FT%
4.8	4.9	1.7	1.3	37.0	63.0

LAST GAME: Collected 6 boards, 5 assists and 2 points in a start.**NOTES:** Ranks 3rd on the team in rebounding at 5.0 rpg ... Has two double-digit rebounds games this season ... Recorded 2nd career double-double with 12 points, 12 boards in win at Memphis (12/18).2
G**J.T. ESCOBAR**

6-3 | 182 | Fr. | Tallahassee, Fla.

PTS	REB	AST	STL	FG%	FT%
1.5	0.2	0.5	0.1	35.0	60.0

LAST GAME: DNP**NOTES:** Scored a career-high 11 points on 3 of 6 shooting from 3 vs. George Mason (11/19) ... Earned Parade All-America and first team All-State honors in high school.3
G**TERENCE DAVIS**

6-4 | 201 | Fr. | Southaven, Miss.

PTS	REB	AST	FG%	3FG%	FT%
1.8	0.8	0.3	44.4	16.7	55.6

LAST GAME: Played two minutes off the bench.**NOTES:** Scored 4 points and grabbed 4 boards in 14 minutes at KSU (1/30) ... Scored career-high 7 points and posted 2 assists and 2 boards vs. USC (1/19) ... Scored 6 points and added 2 steals vs. Florida (1/16).5
F**MARCANVIS HYMON**

6-7 | 216 | So. | Memphis, Tenn.

PTS	REB	AST	BLK	FG%	FT%
6.2	5.3	0.6	1.2	49.5	55.9

LAST GAME: Posted 8 points, 7 boards and 3 blocked shots in a start.**NOTES:** Ranks 2nd on the team in rebounding at 5.3 in only 18.4 minutes/game ... Recorded 1st career double-double with 19 points, 10 boards vs. Auburn (1/27) ... Career-high 20 points and 9 rebounds in 1st career start vs. Towson (11/19).10
G**SAM FINLEY**

6-2 | 190 | Jr. | Riverside, Calif.

PTS	REB	AST	FG%	3FG%	FT%
5.4	1.8	0.6	36.5	11.1	66.7

LAST GAME: DNP**NOTES:** Scored 6 points and pulled down 4 boards in 8 minutes at KSU (1/30) ... Scored 10 points and dished out 3 assists at MSU (1/23) ... Scored 16 points, grabbed 5 rebounds and dished out 2 assists in the season opener (11/13).11
F**SEBASTIAN SAIZ**

6-9 | 240 | Jr. | Madrid, Spain

PTS	REB	BLK	STL	FG%	FT%
12.8	9.8	1.3	1.2	53.2	65.4

LAST GAME: DNP**NOTES:** Missed last 5 games due to eye injury ... Averaging 10.2 rpg over last 10 games ... Career-high 24 points and 17 boards vs. GSU (11/16) ... 2nd in SEC at 9.8 rpg ... Has 8 career double-doubles and 14 career double-digit board games.12
F**TOMASZ GIELO**

6-9 | 228 | Sr. | Szczecin, Poland

PTS	REB	BLK	STL	FG%	FT%
8.2	3.6	0.4	0.5	34.8	82.8

LAST GAME: Scored 16 points and hit 6 of 8 from field and 4 of 6 from 3**NOTES:** Scored 6 points and grabbed 8 boards at MSU (1/23) ... Scored career-high 23 points and grabbed 6 rebounds vs. Troy (12/22) ... Scored 15 points and pulled down 5 boards vs. Seton Hall (11/21).13
F**ANTHONY PEREZ**

6-9 | 226 | Sr. | Cumana, Venezuela

PTS	REB	AST	STL	FG%	FT%
6.9	4.1	1.1	0.8	40.5	64.4

LAST GAME: Posted 6 points and 3 rebounds in a start.**NOTES:** Averaging 10.8 ppg and 5.2 rpg over last 5 games ... Recorded first career double-double with 14 points and 10 boards at MSU (1/23) ... Season-high 16 points on 4 of 5 shooting from 3 in a start vs. USC (1/19).14
G**RASHEED BROOKS**

6-5 | 201 | Jr. | Kalamazoo, Mich.

PTS	REB	STL	BLK	FG%	FT%
9.2	3.1	1.4	0.3	40.8	61.3

LAST GAME: Collected 15 points, 5 boards, 3 steals and 2 assists in a start.**NOTES:** Averaging 12.3 ppg and 5.1 rpg over last 8 games ... Tied career high with 20 points at MSU (1/23) ... Recorded first career double-double with 14 points, 10 rebounds in win over Alabama (1/7).20
G**DONTE FITZPATRICK-DORSEY**


6-4 | 183 | Fr. | Memphis, Tenn.

PTS	REB	AST	STL	FG%	FT%
4.3	1.3	1.3	0.6	56.7	86.7

LAST GAME: Scored 4 points and added 2 boards in 12 minutes off the bench**NOTES:** Made 16 of last 22 attempts from the field ... Averaging 8.5 ppg over last 4 games ... Career-high 16 points and 4 assists in first career start at MSU (1/23) ... Granted eligibility at the end of the fall semester ... Missed the first 10 games.25
F**TERRY BRUTUS**


6-6 | 235 | Jr. | Spring Valley, N.Y.

PTS	REB	AST	STL	FG%	FT%
0.6	0.9	-	0.3	25.0	-

LAST GAME: DNP**NOTES:** Played in just 7 games this year after recovering from foot and knee surgeries ... Missed much of the last two years due to injury ... Played in 27 games as a freshman in 2013.30
F**JAKE CODDINGTON**

6-6 | 212 | Jr. | Edwardsville, Ill.

PTS	REB	AST	STL	FG%	FT%
0.6	0.3	-	-	1.000	1.000

LAST GAME: Scored 2 points and grabbed 2 boards in 9 minutes off the bench.**NOTES:** Scored 3 points in 5 minutes at KSU (1/30) ... Walk-on from Three Rivers C.C. ... Averaged 9.1 ppg and 4.9 rpg as a sophomore ... Played for Gene Bess, the all-time winningest coach in junior college basketball history.42
G**STEFAN MOODY**

5-10 | 179 | Sr. | Kissimmee, Fla.

PTS	REB	AST	STL	FG%	FT%
23.5	3.2	4.1	1.6	42.9	84.2

LAST GAME: Posted 23 points and 5 assists ... Tied career high with 8 boards.**NOTES:** Shooting 47.6% from field and 45.0% from 3 over last 6 games ... Leads SEC in scoring (23.5), 2nd in mins (35.0), 2nd in 3FG (3.1), 4th in FT% (.842) and 5th in steals (1.6) ... 30+ points 3x this year ... Averaging 24.9 ppg in SEC play.

CAREER RECORD AS A HEAD COACH:

227-135 (.627 winning pct. / 11 Seasons)

RECORD AS OLE MISS' HEAD COACH:

206-122 (.629 winning pct. / 10 Seasons)

COACHING HONORS

2013 SEC Coach of the Year (NBCSports.com)

2009 Clair Bee National Coach of the Year Finalist

2007 SEC Coach of the Year (Associated Press)

2006 BIG EAST Coach of the Year (CBS Sportsline, New York Post)

2004 One of nation's "Top 10 Assistant Coaches" (Athlon)

2004 One of nation's "Top 20 Recruiters" (Rivals.com)

**COACHING CAREER**

Season	School	Position	Record/Postseason
1994-95	So. Alabama	Assistant Coach	8-15
1996-97	UAB	Assistant Coach	18-14/NIT
1997-98	UAB	Assistant Coach	21-12/NIT
1998-99	UAB	Assistant Coach	20-12/NCAA
1999-00	UAB	Assistant Coach	14-14
2000-01	UAB	Assistant Coach	17-14
2001-02	Cincinnati	Asst. Coach/Recruiting Coordinator	31-4/NCAA
2002-03	Cincinnati	Asst. Coach/Recruiting Coordinator	17-12/NCAA
2003-04	Cincinnati	Asst. Coach/Recruiting Coordinator	25-7/NCAA
2004-05	Cincinnati	Assoc. Head Coach/Recruiting Coord.	25-8/NCAA
2005-06	Cincinnati	Interim Head Coach	21-13/NIT Quarters
2006-07	Ole Miss	Head Coach	21-13/NIT
2007-08	Ole Miss	Head Coach	24-11/NIT Semi
2008-09	Ole Miss	Head Coach	16-15
2009-10	Ole Miss	Head Coach	24-11/NIT Semi
2010-11	Ole Miss	Head Coach	20-14/NIT
2011-12	Ole Miss	Head Coach	20-14/NIT
2012-13	Ole Miss	Head Coach	27-9/NCAA 3rd Rd
2013-14	Ole Miss	Head Coach	19-14
2014-15	Ole Miss	Head Coach	21-13/NCAA 2nd Rd
2015-16	Ole Miss	Head Coach	14-8

PLAYING CAREER

- 1982-84 Two-time All-State selection at Winston Academy (Louisville, Miss.)
1983 State Champions
- 1984-86 Two-time All-State selection at Louisville HS
1986 Parade All-American, Mississippi Player of the Year
- 1986-87 Freshman at North Carolina State, coached by Jim Valvano
1987 ACC Tournament Champions
- 1988-91 Three-year letterman at UAB, coached by Gene Bartow
1991 Honorable Mention All-America Selection (Basketball Times)
Two-time All-Sun Belt Conference (1990, 1991)
School's 2nd all-time leading scorer (1,787 points)
Still holds more than 15 school records, including season average of 21.8 ppg
1990 Sun Belt Conference Champions, NCAA Tournament
1989 NIT Final Four
- 1991-94 Played professionally in the NBA (Charlotte) and in Greece, Spain, Holland and Puerto Rico

EDUCATION: Bachelor of Arts in History, UAB 1991**KENNEDY MAKING HIS MARK AT OLE MISS**

- The all-time winningest coach in Ole Miss history
- Two-time SEC Coach of the Year (2007, '13)
- 2013 SEC Tournament Title
- 2013 NCAA Third Round
- 2015 NCAA Second Round
- Two SEC Western Division Titles (2007, '10)
- Two NIT Final Four appearances (2008, '10)
- Seven postseason berths (2007, '08, '10, '11, '12, '13, '15)
- Tied the school record with 27 wins in 2013.
- Seven 20+ win seasons (2007 - 21, '08 - 24, '10 - 24, '11 - 20, 12 -20, '13-27, '15-21)
- Ole Miss was the only team in the SEC recognized by the NCAA in 2011-12 season for being in the top-10 percent of teams in the men's basketball Academic Progress Rate.
- More postseason wins (9) than any coach in program history.
- Reached 100 wins faster than any coach in school history (158 games).
- First coach to lead Ole Miss to nine-straight winning seasons.
- Led Rebels to seven 20-plus win season in first nine after and program recorded seven such seasons in first 96 years. Also, first coach to lead Ole Miss to four consecutive 20-win seasons.
- The Rebels have been nationally ranked a total of 18 weeks during Kennedy's tenure, rising as high as 14th.
- Has coached the school's all-time leading rebounder, shot blocker and 3-point FG shooter.
- Boasts the third-most wins in SEC history by a coach in his first nine years in the league with 192 trailing just Joe B. Hall, Kentucky (205) and Billy Donovan, Florida (193).
- The 20th coach in SEC history to win 200 games at one school.
- Ole Miss has led the SEC in scoring at just under 75.0 ppg in the nine seasons under Kennedy.
- Ole Miss, Florida and Kentucky are the only three teams in the SEC to advance to the NCAA Tournament two of the last three seasons.
- One of 10 active head coaches who have coached at least 10 years without a losing season.
- Ole Miss and Kentucky are the only two programs in the SEC to have finished .500 or better in the conference each of the last four seasons.
- Ole Miss has had six seasons with a .500 or better record in SEC in Kennedy's nine years, while the Rebels had 17 such seasons in the 96 years before his arrival.
- Fifth coach in SEC history to guide his teams to 20+ wins in seven of his first nine seasons. The others: Joe. B. Hall (Kentucky), Don DeVoe (Tennessee), Rick Pitino (Kentucky) and Tubby Smith (UGA/Kentucky).
- Fourth coach in SEC history with 45 or more wins in his first two seasons at a league school. The others: Tubby Smith (63 at Kentucky, 45 at Georgia), Eddie Sutton (50 at Kentucky) and Bruce Pearl (46 at Tennessee).
- Ole Miss season and single-game attendance records have been shattered.
- Ole Miss led the SEC in scoring (77.2) for the first time in school history in 2012-13.
- Ole Miss team statistical records in nearly every offensive category and some defensive categories have been established, as well as many individual records.
- Ole Miss is third in the SEC behind Florida and Kentucky for the most All-SEC selections in the last nine years (15).
- In 2007-08, Ole Miss set school records for longest winning streak and most wins to start a season.
- In 2006-07, Ole Miss won the most games (21) by a first-year Rebel head coach and received SEC Coach of the Year honors.





ANDY KENNEDY
HEAD COACH



21.3

In Kennedy's nine seasons, the Rebels have averaged 21.3 wins per year after winning 21-plus games just three times in the 96 years before his arrival.



2x SEC Coach of the Year
(2007, 2013)

100

He is the fastest coach to 100 victories in Ole Miss history (158 games).

192

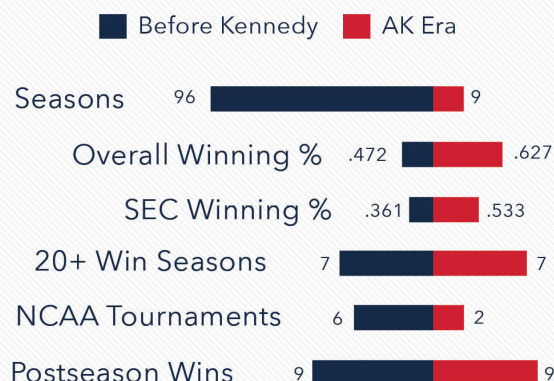
Kennedy has the most wins of any coach in Ole Miss history (192).



Seven postseason berths
(2007, 2008, 2010, 2011, 2012, 2013, 2015).



UNPARALLELED SUCCESS UNDER AK



Ole Miss has claimed one SEC Tournament title, two SEC West titles and two NIT Final Four appearances in the Kennedy era.



Ole Miss leads the SEC in scoring at just under 75.0 ppg over the last nine years under Kennedy.



Ole Miss, Florida and Kentucky are the only three teams in the SEC to advance in the NCAA Tournament two of the last three seasons and win 20-plus game in seven of the last nine seasons.

Ole Miss and Kentucky are the only two teams in the SEC to finish .500 or better in conference play each of the last four seasons.

10+ SEASONS WITHOUT A LOSING RECORD

Roy Williams	27
Tom Izzo	20
Thad Matta	16
Mark Few	16
Bo Ryan	16
John Thompson III	15
Mike Anderson	13
Jamie Dixon	12
Sean Miller	11
Andy Kennedy	10



Kennedy boasts the third-most wins in SEC history by a coach in his first nine years in the league at one school:

1. Joe B. Hall (Kentucky)	205
2. Billy Donovan (Florida)	193
3. Andy Kennedy (Ole Miss)	192
4. Wimp Sanderson (Alabama)	190
5. Rick Stansbury (MSU)	185

OLE MISS QUICK FACTS

Name ...Ole Miss (The University of Mississippi)

Nickname Rebels

Location Oxford, Mississippi

Founded November 6, 1848

Enrollment 23,838

School Colors Cardinal Red and Navy Blue

Mascot Rebel

Chancellor Dr. Jeffrey S. Vitter

Faculty Representative Dr. Ron Rychlak

Athletics Director Ross Bjork

Conference Southeastern (SEC)

2014-15 Record 21-13

SEC Record/Finish 11-7/t-3rd SEC

Postseason NCAA 2nd Round

Lettermen Returning/Lost 5/6

Starters Returning/Lost 3/2

Newcomers 7

MEDIA SERVICES

CREDENTIALS

Please contact the Athletics Media Relations Office for game credentials. Requests for credentials should be emailed to desnowde@olemiss.edu and will be limited to working members of the media. Credentials will be held at the will-call table located at the media entrance on the East side of Tad Smith Coliseum.

Space problems on press row do occur because of lack of seating. As a result, priority will be given to media representatives that cover Ole Miss basketball on a regular basis. Credentials are non-transferable. Unauthorized use is strictly prohibited.

INTERVIEW POLICY

All interview requests — coaches and players — **MUST** be coordinated through the Athletics Media Relations office. During the week, head coach Andy Kennedy and Rebel players will generally be available for interview at the BPF before practice on Mondays, unless arranged otherwise. Please email or text your player requests to Daniel Snowden by 5 p.m. of the day prior to interviews. There will be no gameday player interviews until after the game.

PRACTICE POLICY

Ole Miss basketball practices and walk-throughs are closed to the public and the media.

WEEKLY TELECONFERENCE

The Southeastern Conference conducts a weekly Monday morning teleconference with all 14 men's basketball head coaches beginning in January and running through the end of the season. Coach Kennedy is on the teleconference at 11:10 a.m.

POSTGAME INTERVIEWS

Both team locker rooms are **CLOSED** to the media following the game, by facility policy. Coach Kennedy will address the media approximately 10 minutes after the game. Selected players will be brought into the interview room following the head coach. Visiting coach and player interviews will be coordinated through the visiting team's media relations contact.

FREE THROWS GIVE REBELS ROAD WIN AT MIZZOU

Senior G **Stefan Moody** scored 23 points, including a pair of free throws with 13.4 seconds left to give Ole Miss the lead, as the Rebels knocked off Missouri 76-73. **Moody also matched his career best with 8 rebounds** and had 5 assists for the Rebels. Senior F **Tomasz Gielo**, was averaging 5.2 ppg and shooting 21.8 percent from the field (12 of 55) over his last seven games, **knocked down 6 of 8 shots, including 4 of 6 from 3, and scored 16 points** to help Ole Miss rally from a five-point deficit. Junior G Rasheed Brooks added 15 points and hit 4 3s, as **the Rebels made a season-high 14 3-pointers**.

MOODY, HYMON LEAD REBELS IN ROUT OF AUBURN

Senior G **Stefan Moody** scored 24 points, including 19 in an explosive second half, and sophomore F **Marcanvis Hymon** recorded his first career double-double with 19 points and 10 boards as Ole Miss routed Auburn 80-63. **Moody scored 19 of his 24 points after the break and knocked down 6 of 12 attempts from behind the arc**. He also dished out 5 assists and committed only one turnover, as the **Rebels erased a one-point halftime deficit and outscored the Tigers 51-33 in the second half**.

KENNEDY ADMINISTRATION BEGINS 10TH YEAR

In 10 seasons under Mississippi native **Andy Kennedy**, Ole Miss has a 206-122 record, one SEC Tournament championship, two SEC West championships, seven 20-win campaigns and seven postseason berths, which includes two NCAA Tournament appearances and pair of trips to the NIT Final Four. **The all-time winningest coach in school history, Kennedy has averaged more than 21 wins per season in his nine full years in Oxford.**

COMPARING THE TEAMS

Statistic	Ole Miss	Vanderbilt
Scoring Offense	75.2	76.0
Scoring Defense	72.1	66.0
Scoring Margin	+3.1	+10.0
Field Goal Pct.	.424	.457
Opp. Field Goal Pct.	.428	.380
3-Point Pct.	.329	.404
Opp. 3-Point Pct.	.364	.277
Free Throw Pct.	.713	.702
Rebounds Per Game	37.7	38.1
Opp. Rebounds Per Game	35.6	37.1
Rebound Margin	+2.1	+1.0
Assists Per Game	13.0	14.5
Turnovers Per Game	12.2	12.5
Opp. Turnovers Per Game	14.2	10.8
Turnover Margin	+2.0	-1.6
Steals Per Game	8.1	4.4
Blocks Per Game	3.3	5.6

OLE MISS REBEL ROSTER

No.	Name	Pos.	Ht.	Wt.	Yr.	Hometown (High School/Other School)
0	Deandre Burnett	G	6-2	194	So.	Miami Gardens, Fla. (Miami (Fla.))
1	Martavious Newby	G	6-3	218	Sr.	Memphis, Tenn. (Booker T. Washington)
2	J.T. Escobar	G	6-2	182	Fr.	Tallahassee, Fla. (Elev8 Prep)
3	Terence Davis	G	6-4	201	Fr.	Southaven, Miss. (Southaven)
5	Marcanvis Hymon	F	6-7	216	So.	Memphis, Tenn. (Whitehaven)
10	Sam Finley	G	6-2	190	Jr.	Riverside, Calif. (Howard)
11	Sebastian Saiz	F	6-9	240	Jr.	Madrid, Spain (Sunrise Christian Academy)
12	Tomasz Gielo	F	6-9	228	Sr.	Szczecin, Poland (Liberty)
13	Anthony Perez	F	6-9	226	Sr.	Cumana, Venezuela (World Life Traditional School)
14	Rasheed Brooks	G	6-5	201	Jr.	Kalamazoo, Mich. (Southwest Tennessee C.C.)
15	Alex Shepard	G	6-3	191	Fr.	Carthage, Miss. (Leake Academy)
20	Donte Fitzpatrick-Dorsey	G	6-4	183	Fr.	Memphis, Tenn. (Southwind)
25	Terry Brutus	F	6-6	235	Jr.	Spring Valley, N.Y. (Massanutten Military Academy)
30	Jake Coddington	F	6-6	212	Jr	Edwardsville, Ill. (Three Rivers C.C.)
42	Stefan Moody	G	5-10	179	Sr.	Kissimmee, Fla. (Kilgore)

Head Coach: Andy Kennedy (UAB '91 - 10th Year at Ole Miss)

Assistant Coaches: Bill Armstrong, Tony Madlock, Todd Abernethy

Coordinator of Operations: James Hark

Video Coordinator: Jon Nevol

PRONUNCIATIONS

TOMASZ GIELO Toe-MOSS Gee-EL-oh

MARCANVIS Hymon Mar-CAN-vis

STEFAN Moody Ste-FON

MARTAVIOUS Newby mar-TAY-vee-us

Sebastian **SAIZ** cy-EES

MOODY JOINS 1,000-POINT CLUB

With 24 points against South Carolina, senior G **Stan Moody became just the 37th player in Ole Miss history to reach the 1,000-point mark in his career.** Moody reached the historic club in just 52 career games and is tied with Cob Jarvis for the **fifth-fastest Rebel to reach the 1,000-point plateau.** The only players to reach 1,000 points faster in school history are Gerald Glass (37 games), Denver Brakeen (41 games), Don Kessinger (47 games) and Marshall Henderson (51 games). Head coach **Andy Kennedy has now coached nine of Ole Miss' 37 1,000-point scorers.**

#AK200

Head coach Andy Kennedy picked up his 200th win as the Ole Miss head man against Louisiana Tech. earlier this season. The all-time winningest coach in school history, Kennedy is 206-122 in 10 seasons in Oxford and holds a 227-135 record in 11 years as a head coach. Kennedy is just the 20th coach in SEC history with 200 career wins at one school.

CONSISTENT WINNER

Andy Kennedy is one of 10 active head coaches with 10 or more seasons without a losing record. The list includes: Roy Williams (27), Tom Izzo (20), Thad Matta (16), Mark Few (16), John Thompson III (15), Mike Anderson (13), Jamie Dixon (12) and Sean Miller (11).

#NEXTCHAPTER

The long awaited next chapter of Ole Miss Basketball began in January, as the Rebels christened the centerpiece of the Forward Together campaign, the **state-of-the-art \$96.5 million Pavilion at Ole Miss.** The Pavilion has a capacity of 9,051 fans and includes a number of first-class amenities, including a private student concourse, courtside and baseline seating for students, three premium club areas for fans, and over 1,700 premium seats all within an intimate seating bowl.

MOODY LEADS THE SEC IN SCORING

Senior G **Stan Moody scored a career-high 33 points at LSU and leads the SEC, and ranks sixth nationally, in scoring this season at 23.5 ppg.** He had his **14-game, 20+ point scoring streak snapped at Kansas State,** which is tied for the third-longest streak in school history. He has scored 20-plus points 18 times this season and eclipsed the 30-point mark three times. **He is the second highest power-conference scorer in the nation this season and holds a 19.2 ppg career scoring average, which ranks ninth in school history.**

NCAA Scoring Leaders

1. James Daniel, Howard	27.5 PPG
2. Buddy Hield, Oklahoma	25.8 PPG
3. Kahil Felder, Oakland	25.6 PPG
4. Jack Gibbs, Davidson	25.5 PPG
5. Josh Adams, Wyoming	24.9 PPG
6. Stefan Moody, Ole Miss	23.5 PPG
7. Anthony Barber, North Carolina St.	23.4 PPG
8. Obi Emegano, Oral Roberts	23.2 PPG
9. Kevin Punter, Tennessee	23.1 PPG
10. Zeke Woodley, Northwestern St.	22.7 PPG

MOODY HAS CAREER NIGHT AGAINST LSU

Senior G **Stefan Moody scored a career-high 33 points** and junior G **Rasheed Brooks added 18 points and 6 boards,** but Ole Miss dropped a tight SEC road contest 90-81 at LSU. It marked the **third time this season Moody topped the 30-point mark and bested his previous career high of 30 points** set against Towson and UMass. The 5-10 guard **knocked down 10 of 18 from the field, including 6 of 11 from behind the arc,** and was 7 of 9 from the charity stripe. He also added 4 assists, 3 rebounds and 2 steals.

BROOKS, FITZPATRICK-DORSEY AND PEREZ LEAD REBELS AT MSU

Senior F **Anthony Perez recorded his first career double-double against Mississippi State with 14 points and 10 rebounds.** Perez is averaging 12.0 points and 5.8 boards a game over his last four

BY THE NUMBERS

The Rebels' record is ...

- Overall. 14-8
- SEC Games 4-5
- Streak W1
- Overtime 1-1
- Home Overall (SEC) 8-2 (3-2)
- Road Overall (SEC) 4-5 (1-3)
- Neutral Games (SEC) 1-2 (0-0)

- Day Games 7-4
- Night Games (6 p.m. or later) 7-4
- November Games 5-2
- December Games 5-0
- January Games 3-5
- February Games 1-0
- March Games 0-0

- Monday Games 1-0
- Tuesday Games 2-1
- Wednesday Games 3-1
- Thursday Games 1-1
- Friday Games 3-0
- Saturday Games 4-4
- Sunday Games 0-1

- Red Jerseys 2-3
- Navy Jerseys 4-2
- White Jerseys 7-2
- Grey Jerseys 1-1

- Overtime Games 1-1
- vs. Ranked Opponents. 0-2

Rebels' record when ...

- Leading at the half 9-4
- Tied at the half 0-0
- Behind at the half 5-4

- Scores 90 points or more 2-0
- Scores 80-89 points 4-1
- Scores 70-79 points 6-3
- Scores less than 70 points 2-4

- Out-rebounds opponent 12-2
- Out-rebounded by opponent 1-6
- Ties opponents in rebounds 1-0

- Shoots 50 percent or better 2-0
- Shoots between 40-49 percent 9-3
- Shoots under 40 percent 3-5
- Shoots 30 percent or better from 3-pt. 9-4
- Shoots under 30 percent from 3-pt. 5-4
- Shoots 70 percent or better from FT line . . 9-3
- Shoots 60-69 percent from FT line 5-3
- Shoots under 60 percent from FT line. 0-2
- Opp. shoots 50 percent or better 0-3
- Opp. shoots 40-49 percent 7-4
- Opp. shoots under 40 percent. 7-0
- Opp. shoots 30 percent or better from 3-pt. . 13-5
- Opp. shoots under 30 percent from 3-pt. . . 1-3
- Commits 15 turnovers or more 4-2
- Commits less than 15 turnovers 10-6
- Forces 15 turnovers or more 6-4
- Forces less than 15 turnovers. 8-4
- Has less (or same) turnovers than opp. . . 10-6

OLE MISS IN SEC/NCAA STATS		
SEC	NCAA	Category (as of 2/4)
Ole Miss	2	-- 3pt FG Attempts (490)
Ole Miss	3	49 FT Attempts (543)
Ole Miss	2	42 FT Made (387)
Ole Miss	3	-- FT % (71.3)
Ole Miss	4	-- Offensive Boards (12.68)
Ole Miss	1	32 Steals/Game (8.1)
Ole Miss	3	-- Turnover Margin (+2.0)
Ole Miss	4	-- Turnovers Forced (14.23)
Ole Miss	4	-- Turnovers/Game (12.2)
S. Moody	1	6 Scoring (23.5)
S. Moody	2	9 Total Points (494)
S. Moody	2	20 3PT FG Attempts (170)
S. Moody	1	7 FT Made (144)
S. Moody	2	16 FT Attempts (171)
S. Moody	4	-- FT % (84.2)
S. Moody	5	-- Steals/Game (1.57)
S. Moody	2	21 3PT FG/Game (3.14)
S. Moody	2	25 FG Attempts (331)
S. Moody	3	44 Total FG Made (142)
S. Saiz	5	-- Double-Doubles (6)
S. Saiz	3	44 Defensive Boards/Game (6.59)
S. Saiz	2	47 Offensive Boards/Game (3.24)
S. Saiz	2	28 Rebounds/Game (9.8)

SEC-ONLY STATS		
SEC	Category (as of 2/4)	
Ole Miss	5	FT % (70.0)
Ole Miss	1	Steals (8.6)
Ole Miss	3	Turnover Margin (+2.2)
Ole Miss	5	Assist/Turnover Ratio (1.1)
Ole Miss	4	3PT FG/Game (8.1)
S. Moody	1	Scoring (24.9)
S. Moody	6	FT % (83.3)
S. Moody	7	Steals (1.6)
S. Moody	8	3-PT FG% (41.7)
S. Moody	1	3-PT FG Made/Game (3.8)
S. Moody	2	Minutes/Game (35.6)
R. Brooks	3	Steals (1.9)
R. Brooks	9	Minutes/Game (33.2)
M. Hyman	T10	Blocks/Game (1.3)

games. Freshman G **Donte Fitzpatrick-Dorsey** posted career highs with **16 points and 4 assists** in his first career start against the Bulldogs. Fitzpatrick-Dorsey is averaging 10.0 ppg over his last three games. Junior G **Rasheed Brooks** led the Rebels with **20 points on 4 of 7 shooting from behind the arc**, both of which tied career bests.

MOODY'S GAME-WINNER LIFTS REBELS TO WIN

Senior G **Stefan Moody** scored **29 points, including the game-winning shot with 3.8 seconds left** to give Ole Miss a 72-171 victory over Georgia. Moody tied a career high with 7 assists and added 3 steals, as the **Rebels erased a 15-point deficit**. Junior F **Sebastian Saiz** posted his **second-straight double-double with 14 points and 10 rebounds**, while junior G **Rasheed Brooks** recorded his **first career double-double with 14 points and 10 rebounds** as the Rebels swept Alabama and Georgia in the opening weekend at The Pavilion at Ole Miss.

OFFENSIVE MACHINE

Ole Miss leads the SEC in scoring over the last nine years under Andy Kennedy averaging just under 75.0 points a game and has produced a top-five individual scorer in the league seven of his nine seasons.

KENNEDY'S FIRST NINE YEARS RANK AMONG ALL-TIME SEC GREATS ...

Last season, head coach Andy Kennedy moved past Alabama's Wimp Sanderson for the **third-most wins by a head coach in their first nine years in the league at one school**. See the list below:

1. Joe B. Hall (Kentucky) - 205
2. Bill Donovan (Florida) - 193
3. **Andy Kennedy (Ole Miss) - 192**
4. Wimp Sanderson (Alabama) - 190
5. Rick Stansbury (MSU) - 185
6. Mark Gottfried (Alabama) - 181
7. Cliff Ellis (Auburn) - 172
8. Kevin Stallings (Vanderbilt) - 170
9. Don Devoe (Tennessee) - 169
10. John Brady (LSU) - 167
11. Hugh Durham (Georgia) - 164
12. Dale Brown (LSU) - 161
- Roy Skinner (Vanderbilt) - 161
14. Babe McCarthy (MSU) - 159

... AND HE IS CLIMBING UP THE 10-YEAR LIST

Kennedy also ranks fifth on the list for most win by a coach in their first 10 years in the league at one school. See the list below:

1. Joe B. Hall (Kentucky) — 227
2. Bill Donovan (Florida) — 226
3. Wimp Sanderson (Alabama) — 216
4. Rick Stansbury (Mississippi State) — 208
5. **Andy Kennedy (Ole Miss) - 206**
6. Mark Gottfried (Alabama) — 198
7. Kevin Stallings (Vanderbilt) - 189
8. Cliff Ellis (Auburn) — 186
9. Don Devoe (Tennessee) — 185
10. John Brady (LSU) — 184
- Hugh Durham (Georgia) — 184
12. Dale Brown (LSU) — 175
13. Roy Skinner (Vanderbilt) — 173
14. Babe McCarthy (Mississippi State) — 169

SAIZ SAYS DOUBLE-DOUBLE

Junior F **Sebastian Saiz** recorded his sixth double-double of the season against Georgia (14 points, 10 rebounds) and now has eight double-doubles in his career. **He is averaging 10.2 boards a game over his last 10 games.** Saiz recorded a double-double in back-to-back games for the second time this year after recording two straight against Alabama (21 points, 16 boards) and Georgia. He is tied for fifth in the SEC with six double-doubles this year and is **pulling down 9.8 rpg, which ranks second in the conference and 28th nationally.**

SERIES HISTORY VS. VANDERBILT

Saturday's matchup will be the 119th meeting between Ole Miss and Vanderbilt on the hardwood. The Commodores hold a 75-42 lead in the series, which began in 1925, but Ole Miss has won the four of the last five meetings. The Rebels are 31-24 versus the 'Dores in Oxford, but have lost five of the last seven against VU in Oxford. Ole Miss had won four-straight in the series before last year's defeat, and the Commodores have prevailed in 12 of the last 17 meetings overall. Rebel head coach Andy Kennedy is 6-7 against Vandy in his career. In addition to a 5-7 mark with Ole Miss, he picked up a 92-83 victory at Vanderbilt during the 2005-06 campaign, his lone season as Cincinnati mentor.

REBELS HITTING FREEBIES

Last year, Ole Miss ranked third in the nation hitting 77.3 percent of its free throw attempts and the Rebels have picked up with they left off hitting 71.3 percent this year, which ranks third in the league. Ole Miss hit 40 of 53 attempts against Georgia Southern, which was the second-most attempts in a game in school history and tied for the second-most made. Senior G Stefan Moody, who led the SEC and ranked seventh in the nation a year ago shooting 90.7 percent (149 of 165), ranks fourth in the league this season hitting 84.2 percent (144 of 171) of his attempts. His 144 free throw made this year is also tied for seventh in the nation. **Moody ranks second all time in Ole Miss history with an 87.2 career free throw percentage (min. 200 attempts).**

SCOUTING THE 'DORES

The Commodores are 13-9 and 5-4 in the SEC after knocking off No. 8 Texas A&M 77-60 at home Thursday. Vanderbilt has won five of its last six league games after starting conference play 0-3. The 'Dores are led by sophomore G Wade Baldwin, who is averaging 14.4 ppg and ranks ninth in the SEC dishing out 4.4 assists a game. Junior C Damian Jones is second on the team in scoring at 13.6 ppg and ranks 13th in the league pulling down 7.0 boards a game. Jones also leads the SEC in field goal percentage in conference play shooting 58.4 percent from the field. Vanderbilt leads the SEC in field goal percentage defense allowing opponents to shoot just 38.0 percent from the field and are third in the league in scoring defense giving up only 66.0 ppg. The Commodores are last in the league in opponents' turnovers forcing just 10.8 turnovers per game.

SAIZ, REBELS RULE OPENING NIGHT

Junior F **Sebastian Saiz** recorded his fifth double-double of the season and the seventh of his career with 21 points and 16 boards, as Ole Miss knocked off Alabama 74-66 in front of a sellout crowd of 9,500 at the grand opening of The Pavilion at Ole Miss. Senior G **Stefan Moody** also recorded his ninth-straight 20-point game with 21 points in the win, as the Rebels out scored the Tide 34-24 in the paint and **erased an eight-point halftime deficit.**

REBELS FOLLOWING NEW RULES

With the introduction of new rules this season regarding how players defend, the Rebels have done a good job following them. **Ole Miss is committing just 19.3 fouls a game, which is the third fewest in the SEC.**

REBELS WINNING BATTLE OF BOARDS

Ole Miss ranks sixth in the SEC with a +2.1 rebounding margin. **The Rebels have been out rebounded by their opponent just seven times this season and are 12-2 when out rebounding their opponent.**

OLE MISS CLOSES OUT TAD PAD WITH WIN

Ole Miss knocked off Troy in overtime 83-80 in the 700th and final game in C.M. "Tad" Smith Coliseum. Senior F **Tomasz Gielo** scored a career-high 23 points and finished 5 of 11 from 3-point range in the

CAREER RECORDS WATCH

POINTS SCORED

- 2,328 John Stroud (110 games, 1977-80)
- 2,078 Joe Harvell (114 games, 1990-93)
- 2,021 Chris Warren (115 games, 2008-11)
- 1,822 Carlos Clark (118 games, 1980-83)
- 1,805 Elston Turner (113 games, 1978-81)
- 1,785 Justin Reed (122 games, 2001-04)
- 1,682 Keith Carter (117 games, 1996-99)
- 1,629 Javis Summers (134 games, 2012-15)
- 1,601 Joe Gibbon (86 games, 1954-57)
- 1,564 Gerald Glass (60 games, 1989-90)
- 1,553 Don Kessinger (70 games, 1962-64)
- 1,505 Aaron Harper (123 games, 2001-04)
- 1,476 Murphy Holloway (132 games, 2009-13)
- 1,428 Ansu Sesay (110 games, 1995-98)
- 1,421 Eric Laird (110 games, 1982-85)
- 1,384 Jack Waters (71 games, 1959-61)
- 1,375 Tim Jumper (109 games, 1988-91)
- 1,313 Cob Jarvis (68 games, 1952-54)
- 1,293 Marshall Henderson (66 games, 2013-14)
- 1,286 Jason Smith (118 games, 1996-99)
- 1,274 Zach Graham (135 games, 2008-11)
- 1,259 B.L. Graham (76 games, 1936-38)
- 1,232 Dwayne Curtis (90 games, 2006-08)
- 1,216 Walter Actwood (103 games, 1974-77)
- 1,201 Roderick Barnes (103 games, 1985-88)
- 1,160 Rahim Lockhart (123 games, 1998-2001)
- 1,159 Ken Turner (73 games, 1967-69)
- 1,137 Jack Marshall (105 games, 1946-50)
- 1,130 Joe Ayers (112 games, 1984-87)
- 1,105 Fred Cox (76 games, 1972-74)
- 1,095 Terrance Henry (132 games, 2009-12)
- 1,072 Coolidge Ball (76 games, 1972-74)
- 1,066 Jason Harrison (132 games, 1999-2002)
- 34,1,057 Stefan Moody (55 games, 2014-16)**
- 1,046 Ron Coleman (71 games, 1968-70)
- 1,040 Denver Brackeen (42 games, 1954-55)
- 1,036 Todd Abernethy (122 games, 2004-07)

SCORING AVERAGE

- 40.1 Johnny Neumann (23 games, 1971)
- 26.1 Gerald Glass (60 games, 1989-90)
- 24.8 Denver Brackeen (42 games, 1954-55)
- 22.2 Don Kessinger (70 games, 1962-64)
- 21.2 John Stroud (110 games, 1977-80)
- 19.6 Marshall Henderson (66 games, 2013-2014)
- 19.5 Jack Waters (71 games, 1959-61)
- 19.3 Cob Jarvis (68 games, 1952-54)
- 19.2 Stefan Moody (55 games, 2014-16)**
- 18.9 Joe Gibbon (86 games, 1954-57)

FREE THROW PERCENTAGE

- .877 David Rhodes, 179-204 (1971-73)
- .872 Stefan Moody, 293-336 (2014-16)**
- .860 Chris Warren, 419-487 (2008-11)
- .857 Marshall Henderson, 264-308 (2013-14)
- .829 Jack Waters, 300-362 (1959-61)
- .827 Dave Shepherd, 177-214 (1974-75)
- .8204 Don Kessinger, 329-401 (1962-64)
- .8196 Jason Harrison, 359-438 (1999-2002)
- .805 Rod Barnes, 231-287 (1985-88)
- .801 David Huertas, 177-221 (2008-09)

CONSECUTIVE GAMES WITH A 3-POINTER

- 66 Marshall Henderson (2013-14)
- 46 Chris Warren (2010-11)
- 41 Aaron Harper (2001-03)
- 35 Stefan Moody (2014-16)**

GAME LEADERS

LED TEAM IN PTS:

Moody.....18
Gielo.....2
Saiz.....2
Brooks.....1
Perez.....1

LED TEAM IN REBS:

Saiz.....13
Hymon.....7
Newby.....2
Brooks.....2
Finley.....2
Moody.....2
Gielo.....1
Perez.....1
Davis.....1

LED TEAM IN ASSISTS:

Moody.....16
Newby.....5
Gielo.....4
Perez.....2
Brooks.....2
Saiz.....1
Fitzpatrick-Dorsey.....1

20-POINT GAMES:

Moody.....18
Saiz.....2
Brooks.....2
Gielo.....1
Hymon.....1

30-POINT GAMES:

Moody.....3

DOUBLE-FIGURE REBS:

Saiz.....8
Hymon.....3
Newby.....2
Brooks.....1
Perez.....1

DOUBLE-DOUBLES:

Saiz.....6
Brooks.....1
Newby.....1
Perez.....1
Hymon.....1

DOUBLE-FIGURE PTS:

Moody.....21
Saiz.....11
Brooks.....10
Gielo.....8
Finley.....5
Perez.....4
Hymon.....4
Newby.....2
Escobar.....1
Fitzpatrick-Dorsey.....1

victory, while senior G **Stefan Moody** also added 23 points, 7 assists and 6 steals. The Rebels finished with an overall record of 490-210 in the Tad Pad and were **126-31 (.803) under head coach Andy Kennedy**. Opened in 1966, Tad Smith Coliseum was built for an original cost of \$1.8 million and **hosted 3,463,639 fans in its 50 years**.

OLE MISS IN THE NCAA TOURNAMENT

The Rebels made their eighth appearance in the Big Dance in 2014-15 and sport a 5-8 mark in the NCAA Tournament. **In the highest-scoring game of the tournament, Ole Miss knocked off BYU 94-90 in the First Four** game in Dayton before falling to Xavier 76-57 in the second round. Head coach **Andy Kennedy** is 2-2 all time in the Big Dance and has 40 percent of Ole Miss' NCAA Tournament wins.

REBELS WIN 20 ... AGAIN

The Rebels won 20 games for the seventh time in nine seasons under **Andy Kennedy** last season. Ole Miss had seven 20-win campaigns in the 96 seasons prior to Kennedy's arrival in Oxford. **Kennedy is just the fifth coach in SEC history to guide his teams to 20+ wins in at least seven of his first nine seasons in the league**. The others: Billy Donovan (Florida), Joe. B. Hall (Kentucky), Rick Pitino (Kentucky), Tubby Smith (Georgia/Kentucky). Kennedy is also the first coach in Ole Miss history to win 20 games in four-straight season. **Only Florida (8) and Kentucky (8) have more 20-win seasons over the last nine years in the SEC than the Rebels**.

HONORS

Stefan Moody:

Preseason All-SEC 1st Team (Coaches/Media)
Lute Olsen Player of the Year Watch List
Gildan Charleston Classic All-Tournament Team

GAME-BY-GAME STARTING LINEUPS						
Opponent	Result	PG	G	G/F	F	F/C
Northwestern State	W, 90-76	Finley	Moody	Newby	Gielo	Saiz
Georgia Southern	W, 82-72	Finley	Moody	Newby	Gielo	Saiz
George Mason	L, 68-62	Finley	Moody	Newby	Gielo	Saiz
Towson	W, 76-60	Moody	Brooks	Perez	Hymon	Saiz
Seton Hall	L, 63-75	Moody	Brooks	Perez	Hymon	Saiz
Georgia State	W, 68-59	Moody	Brooks	Perez	Gielo	Saiz
Bradley	W, 67-54	Moody	Brooks	Newby	Gielo	Saiz
Massachusetts	W, 74-64	Moody	Brooks	Perez	Gielo	Saiz
Southeast Missouri	W, 75-64	Moody	Brooks	Perez	Gielo	Saiz
Louisiana Tech	W, 99-80	Moody	Brooks	Newby	Gielo	Saiz
Memphis	W, 85-79	Moody	Brooks	Newby	Gielo	Saiz
Troy	W, 83-80 (OT)	Moody	Brooks	Newby	Gielo	Hymon
Kentucky	L, 61-83	Moody	Newby	Perez	Gielo	Saiz
Alabama	W, 74-66	Moody	Brooks	Newby	Gielo	Saiz
Georgia	W, 72-71	Moody	Brooks	Newby	Saiz	Hymon
LSU	L, 81-90	Moody	Brooks	Newby	Perez	Saiz
Florida	L, 71-80	Moody	Brooks	Perez	Gielo	Saiz
South Carolina	L, 74-77 (OT)	Moody	Brooks	Perez	Gielo	Hymon
Mississippi State	L, 77-83	Fitzpatrick-Dorsey	Brooks	Perez	Gielo	Hymon
Auburn	W, 80-63	Moody	Brooks	Perez	Gielo	Brutus
Kansas State	L, 64-69	Moody	Brooks	Perez	Gielo	Hymon
Missouri	W, 76-73	Moody	Brooks	Newby	Gielo	Hymon
Vanderbilt						
Florida						
Arkansas						
Texas A&M						
Auburn						
Missouri						
Georgia						
Mississippi State						
Tennessee						

PAVILION RECORD BOOK				
INDIVIDUAL (OLE MISS)				
Points:	29	Stefan Moody vs. Georgia (1-9-16)	Points:	27
FG att:	17	Stefan Moody vs. Georgia (1-9-16)	FG att:	17
	17	Rasheed Brooks vs. Auburn (1-27-16)	FG made:	9
FG made:	8	Sebastian Saiz vs. Alabama (1-7-16)	3-pt att:	9
	8	Stefan Moody vs. South Carolina (1-19-16)	3-pt made:	6
3-pt att:	12	Stefan Moody vs. Auburn (1-27-16)	FT att:	15
3-pt made:	6	Stefan Moody vs. Auburn (1-27-16)	FT made:	9
FT att:	18	Stefan Moody vs. Georgia (1-9-16)	Rebounds:	10
FT made:	15	Stefan Moody vs. Georgia (1-9-16)		10
Rebounds:	16	Sebastian Saiz vs. Alabama (1-7-16)	Assists:	9
Assists:	7	Stefan Moody vs. Georgia (1-9-16)		9
Blocks:	4	Sebastian Saiz vs. Florida (1-16-16)	Blocks:	4
Steals:	4	Stefan Moody vs. Florida (1-16-16)	Steals:	5
	4	Rasheed Brooks vs. USC (1-19-16)		
TEAM (OLE MISS)				
Points:	80	vs. Auburn (1-27-16)	Points:	80
Few points:	71	vs. Florida (1-16-16)	Few points:	63
FG att:	62	vs. Auburn (1-27-16)	FG att:	62
FG made:	28	vs. Auburn (1-27-16)	FG made:	26
FG pct:	45.2	vs. Auburn (1-27-16)	FG pct:	49.0
3-pt att:	33	vs. South Carolina (1-19-16)	3-pt att:	26
3-pt made:	10	vs. South Carolina (1-19-16)	3-pt made:	11
	10	vs. Auburn (1-27-16)	3-pt pct:	55.0
3-pt pct:	31.3	vs. Auburn (1-27-16)	FT att:	34
FT att:	35	vs. Georgia (1-9-16)	FT made:	22
FT made:	24	vs. Georgia (1-9-16)	FT pct:	72.2
	24	vs. Alabama (1-7-16)	Rebounds:	49
FT pct:	72.7	vs. Alabama (1-7-16)	Assists:	18
Rebounds:	44	vs. Georgia (1-9-16)	Blocks:	7
Assists:	16	vs. South Carolina (1-19-16)	Steals:	10
Blocks:	7	vs. Florida (1-16-16)		
Steals:	11	vs. Georgia (1-9-16)		
	11	vs. Florida (1-16-16)		
TEAM (OPPONENT)				
Points:	80	Florida (1-16-16)	Points:	80
Few points:	63	Auburn (1-27-16)	Few points:	63
FG att:	62	South Carolina (1-19-16)	FG att:	62
FG made:	26	South Carolina (1-19-16)	FG made:	26
FG pct:	49.0	Florida (1-16-16)	FG pct:	49.0
3-pt att:	26	Auburn (1-27-16)	3-pt att:	26
3-pt made:	11	Florida (1-16-16)	3-pt made:	11
3-pt pct:	55.0	Florida (1-16-16)	3-pt pct:	55.0
FT att:	34	Georgia (1-7-16)	FT att:	34
FT made:	22	Georgia (1-7-16)	FT made:	22
FT pct:	72.2	Alabama (1-7-16)	FT pct:	72.2
Rebounds:	49	South Carolina (1-19-16)	Rebounds:	49
Assists:	18	Florida (1-16-16)	Assists:	18
Blocks:	7	Alabama (1-7-16)	Blocks:	7
Steals:	10	Alabama (1-7-16)	Steals:	10

THE PAVILION AT OLE MISS FAQs	
What is the official name of The Pavilion? The official name is The Pavilion at Ole Miss.	Where is the media seating? Media seating is located in the at the top of section 101 in the southwest corner of The Pavilion.
Does The Pavilion have a nickname like the Tad Pad? No, the name of the facility is The Pavilion at Ole Miss, or simply The Pavilion.	How do I obtain media credentials for games at the Pavilion? Media credentials may be requested through the Athletics Media and Public Relations Office for game credentials. Requests for credentials should be emailed to desnowde@olemiss.edu and will be limited to working members of the media.
When did The Pavilion at Ole Miss open? January 7, 2016	Where are the scouting seats located? Scouting seats are available in the media seating area at the top of section 101. Additional seating may be purchased by contact Daniel Snowden in the Athletics Media and Public Relations office.
What was the total cost? \$96.5 million	What is the postgame interview policy? Both team locker rooms are CLOSED to the media following the game. Ole Miss head coach Andy Kennedy will address the media approximately 10 minutes after the game. Selected players will be brought into the media room following the head coaches. Visiting coach and player interviews will be coordinated through the visiting team's media relations contact.
Where is media parking? Media parking for games in The Pavilion will be located in the garage or at the Ole Miss Track Complex. Media members should request parking in advance.	
Where is the media entrance? The media will-call table is located in the southwest corner of The Pavilion. From outside, it is the lower entrance off Hill Drive that is closest to the parking garage. For those parking inside the garage, media will-call is located on Level 1 of the parking garage (P1 on elevators). The media entrance will open two hours prior to tip off.	
Where is the media workroom? In The Pavilion, the workroom will be located in the southwest corner of the floor level through the visiting team tunnel.	

PAVILION QUICK FACTS	
Arena Name	The Pavilion at Ole Miss
Ground Breaking	July 31, 2014
Opening Date	Jan. 7, 2016
Capacity	9,051
Record Crowd	9,500
All-Time Record	3-2
Current Winning Streak	W1
Longest Winning Streak	W2

PAVILION FIRSTS	
First Game	vs. Alabama (1/7/15)
First Win	vs. Alabama (1/7/15)
First Overtime Game	vs. South Carolina (1/19/16)
First Point	Tomasz Gielo (3FG, 19:11/1H)
First FG	Tomasz Gielo (3FG, 19:11/1H)
First 3-Pointer	Tomasz Gielo (19:11/1H)
First Dunk	Jimmie Taylor, Alabama (11:0/1H)
First Dunk (OM)	Sebastian Saiz (17:09/2H)

GAME-BY-GAME STATS

OPPONENT	1H-2H-F	FG-FGA	PCT	3P-3PA	PCT	FT-FTA	PCT	OF-DF-TotRb	A	TO	BLK	STL
Northwestern State	32-44-76	25-70	35.7	8-30	26.7	18-21	85.7	15-21-36	13	9	1	4
OLE MISS	38-52-90	29-61	47.5	8-26	30.8	24-28	85.7	12-32-44	16	11	5	8
Georgia Southern	25-37-72	21-67	31.3	11-35	31.4	19-27	70.4	15-28-43	11	12	2	4
OLE MISS	46-36-82	20-55	36.4	2-14	14.3	40-53	75.5	15-35-50	9	10	5	5
OLE MISS	32-30-62	23-66	34.8	6-25	24.0	10-13	76.9	10-19-29	10	4	4	9
George Mason	33-35-68	27-55	49.1	6-15	40.0	8-10	80.0	10-34-44	15	18	7	2
OLE MISS	48-28-76	29-52	55.8	9-19	47.4	9-11	81.8	9-25-34	13	13	4	5
Towson	26-34-60	21-54	38.9	9-23	39.1	9-10	90.0	9-15-24	12	7	3	6
OLE MISS	31-32-63	24-63	38.1	5-21	23.8	10-20	50.0	18-21-39	11	12	3	6
Seton Hall	30-45-75	28-57	49.1	8-20	40.0	11-18	61.1	13-25-38	16	12	7	8
Georgia State	32-27-59	21-51	41.2	6-13	46.2	11-20	55.0	6-14-20	14	9	1	3
OLE MISS	35-33-68	21-44	47.7	6-16	37.5	20-24	83.3	10-29-39	12	15	1	5
OLE MISS	33-34-67	24-59	40.7	4-16	25.0	15-22	68.2	17-21-38	12	18	5	12
Bradley	29-25-54	19-47	40.4	6-19	31.6	10-16	62.5	9-22-31	10	25	2	10
OLE MISS	31-43-74	26-56	46.4	5-19	26.3	17-24	70.8	13-27-40	14	13	3	9
Massachusetts	33-31-64	22-57	38.6	8-26	30.8	12-24	50.0	11-19-30	17	13	1	5
OLE MISS	35-40-75	26-75	34.7	7-29	24.1	16-21	76.2	19-34-53	10	10	2	7
Southeast Missouri	25-39-64	21-51	41.2	5-15	33.3	17-29	58.6	5-31-36	14	16	2	7
La. Tech	40-40-80	27-62	43.5	8-24	33.3	18-24	75.0	11-20-31	14	11	2	8
OLE MISS	52-47-99	37-65	56.9	12-26	46.2	13-19	68.4	11-25-36	17	11	4	8
OLE MISS	43-42-85	27-62	43.5	8-18	44.4	23-38	60.5	14-28-42	15	10	4	10
Memphis	31-48-79	22-63	34.9	9-20	45.0	26-37	70.3	19-25-44	13	15	13	7
Troy	32-41-7-80	30-71	42.3	8-29	27.6	12-17	70.6	10-30-40	16	19	5	12
OLE MISS	31-42-10-83	31-65	47.7	6-20	30.0	15-20	75.0	13-27-40	17	16	4	9
OLE MISS	22-39-61	20-50	40.0	3-14	21.4	18-26	69.2	10-17-27	7	16	3	6
Kentucky	46-37-83	33-66	50.0	7-25	28.0	10-20	50.0	20-21-41	18	12	2	13
Alabama	40-26-66	22-49	44.9	9-25	36.0	13-18	72.2	8-22-30	10	19	7	10
OLE MISS	32-42-74	23-55	41.8	4-15	26.7	24-33	72.7	15-22-37	14	13	2	9
Georgia	44-27-71	21-58	36.2	7-18	38.9	22-34	64.7	13-27-40	13	15	5	9
OLE MISS	35-37-72	21-58	36.2	6-20	30.0	24-35	68.6	12-32-44	12	14	2	11
OLE MISS	43-38-81	28-62	45.2	11-28	39.3	14-21	66.7	10-21-31	14	11	1	5
LSU	40-50-90	30-54	55.6	8-18	44.4	22-31	71.0	7-28-35	22	11	3	5
Florida	49-31-80	24-49	49.0	11-20	55.0	21-31	67.7	10-29-39	18	16	4	5
OLE MISS	30-41-71	25-56	44.6	5-20	25.0	16-26	61.5	8-21-29	11	10	7	11
South Carolina	29-37-11-77	26-62	41.9	4-14	28.6	21-31	67.7	18-31-49	16	15	3	4
OLE MISS	39-27-8-74	24-61	39.3	10-33	30.3	16-27	59.3	12-25-37	16	10	4	10

GAME-BY-GAME STATS												
OPPONENT	1H-2H-F	FG-FGA	PCT	3P-3PA	PCT	FT-FTA	PCT	OF-DF-TotRb	A	TO	BLK	STL
OLE MISS	38-39-77	24-63	38.1	10-20	50.0	19-23	82.6	16-20-36	13	10	2	9
Mississippi State	36-47-83	28-54	51.9	12-24	50.0	15-17	88.2	7-24-31	16	15	5	4
Auburn	30-33-63	20-54	37.0	10-26	38.5	13-22	59.1	12-21-33	15	13	3	1
OLE MISS	29-51-80	38-62	45.2	10-32	31.3	14-20	70.0	14-26-40	14	8	3	5
OLE MISS	36-28-64	22-56	39.3	8-20	40.0	12-17	70.6	10-19-29	13	17	0	8
Kansas State	38-31-69	23-50	46.0	3-19	15.8	20-30	66.7	10-26-36	13	18	4	8
OLE MISS	35-41-76	22-52	42.3	14-31	45.2	18-22	81.8	11-25-36	16	17	4	11
Missouri	30-43-73	22-52	42.3	10-21	47.6	19-26	73.1	10-22-32	14	13	4	12

UPDATED CAREER HIGHS

#1

MARTAVIOUS NEWBY**POINTS**

15 vs. Alabama (2/26/14)

REBOUNDS

13 vs. Xavier (3/19/15)

FIELD GOALS

5 vs. Troy (12/22/15)

FREE THROWS

7 vs. Lipscomb (11/23/12)

THREE-POINTERS

2, 2x, last at Arkansas (3/5/14)

ASSISTS

6 vs. ETSU (12/14/12)

STEALS

6 vs. Lipscomb (11/23/12)

BLOCKS

1, 15x, last vs. Northwestern St. (11/13/15)

#2

JT ESCOBAR**POINTS**

11 vs. George Mason (11/19/15)

REBOUNDS

1, 2x last at Southeast Missouri (12/12/15)

FIELD GOALS

4 vs. George Mason (11/19/15)

FREE THROWS

2 at Southeast Missouri (12/12/15)

THREE-POINTERS

3 vs. George Mason (11/19/15)

ASSISTS

2 vs. Northwestern St. (11/13/15)

STEALS

1 vs. Northwestern St. (11/13/15)

BLOCKS

None

#3

TERENCE DAVIS**POINTS**

7 vs. South Carolina (1/19/16)

REBOUNDS

4 at Kansas State (1/30/16)

FIELD GOALS

2, 3x last at Kansas State (1/30/16)

FREE THROWS

3 vs. No. 18 South Carolina (1/19/16)

THREE-POINTERS

1 at Mississippi State (1/23/16)

ASSISTS

2 vs. South Carolina (1/19/16)

STEALS

2 vs. Florida (1/16/16)

BLOCKS

1 vs. Florida (1/16/16)

#5

MARCANVIS HYMON**POINTS**

20 vs. Towson (11/20/15)

REBOUNDS

14 at. Southeast Missouri (12/12/15)

FIELD GOALS

10 vs. Towson (11/20/15)

FREE THROWS

4, 2x last at Kansas State (1/30/16)

THREE-POINTERS

None

ASSISTS

2, 3x last vs. Auburn (1/27/16)

STEALS

2, 5x last vs. Auburn (1/27/16)

BLOCKS

3, 5x last at Missouri (2/03/16)

#10

SAM FINLEY**POINTS**

16 vs. Northwestern St. (11/13/15)

REBOUNDS

5 vs. Northwestern St. (11/13/15)

FIELD GOALS

4, 2x last vs. George Mason (11/19/15)

FREE THROWS

8 vs. Northwestern St. (11/13/15)

THREE-POINTERS

1, 2x last vs. Seton Hall (11/22/15)

ASSISTS

3 at Mississippi State (1/23/16)

STEALS

3 vs. Northwestern St. (11/13/15)

BLOCKS

1 vs. Seton Hall (11/22/15)

#11

SEBASTIAN SAIZ**POINTS**

24 vs. Georgia Southern(11/16/15)

REBOUNDS

17 vs. Georgia Southern(11/16/15)

FIELD GOALS

8, 2x last vs. Georgia Southern(11/16/15)

FREE THROWS

8 vs. Georgia Southern (11/16/15)

THREE-POINTERS

1, 2x last at Memphis (12/18/15)

ASSISTS

3 vs. MSU (1/25/14)

STEALS

4, 2x, last vs. Texas A&M (2/4/15)

BLOCKS

4 vs. Florida (1/16/16)

#12

TOMASZ GIELO**POINTS**

23 vs. Troy (12/22/15)

REBOUNDS

8 at Mississippi State (1/23/16)

FIELD GOALS

9 vs. Troy (12/22/15)

FREE THROWS

3, 2x last vs. Georgia State (11/25/15)

THREE-POINTERS

5 vs. Troy (12/22/15)

ASSISTS

4, 3x last at Missouri (2/03/16)

STEALS

2 vs. George Mason (11/16/15)

BLOCKS

2 vs. Georgia Southern (11/16/15)

#13

ANTHONY PEREZ**POINTS**

22 at South Carolina (1/18/14)

REBOUNDS

10 vs. Mississippi State (1/23/16)

FIELD GOALS

7 vs. Kentucky (2/19/14)

FREE THROWS

10 at South Carolina (1/18/14)

THREE-POINTERS

4 vs. South Carolina (1/19/16)

ASSISTS

2, 7x, last at Auburn (2/7/15)

STEALS

4 vs. Mississippi State (1/23/16)

BLOCKS

3 at Coastal Carolina (11/16/13)

#14

RASHEED BROOKS**POINTS**

20, 2x last at Mississippi State (1/23/16)

REBOUNDS

10 vs. Georgia (1/09/16)

FIELD GOALS

8, 2x last at Mississippi State (1/23/16)

FREE THROWS

2, 7x last vs. South Carolina (1/19/16)

THREE-POINTERS

4, 3x last at Missouri (2/03/16)

ASSISTS

5 vs. UMass (12/05/15)

STEALS

4 vs. No. 18 South Carolina (1/19/16)

BLOCKS

1, 6x last vs. Auburn (1/27/16)

#20

DONTE FITZPATRICK-DORSEY**POINTS**

16 at Mississippi State (1/23/16)

REBOUNDS

3 vs. Auburn (1/27/16)

FIELD GOALS

5 at Mississippi State (1/23/16)

FREE THROWS

6 at Mississippi State (1/23/16)

THREE-POINTERS

None

ASSISTS

4 at Mississippi State (1/23/16)

STEALS

2, 2x last vs. South Carolina (1/19/16)

BLOCKS

None

#25

TERRY BRUTUS**POINTS**

6 vs. Mississippi Valley State (11/9/12)

REBOUNDS

6 vs. Auburn (2/23/13)

FIELD GOALS

3 vs. Mississippi Valley State (11/9/12)

FREE THROWS

2 vs. Texas A&M (2/27/13)

THREE-POINTERS

None

ASSISTS

2 vs. Auburn (2/23/13)

STEALS

2 at Kentucky (1/02/16)

BLOCKS

1 at South Carolina (2/20/13)

#42

STEFAN MOODY**POINTS**

33 at LSU (1/13/16)

REBOUNDS

8, 2x last at Missouri (2/03/16)

FIELD GOALS

10, 5x last at LSU (1/13/16)

FREE THROWS

15, 2x last vs. Georgia (1/09/16)

THREE-POINTERS

8 at Mississippi State (2/19/15)

ASSISTS

7, 2x last vs. Georgia (1/09/16)

STEALS

6, 2x last vs. Troy (12/22/15)

BLOCKS

2 vs. Charleston Southern (11/14/14)

UPDATED SEASON HIGHS

#1

MARTAVIOUS NEWBY**POINTS**

12 at Memphis (12/18/15)

REBOUNDS

12 at Memphis (12/18/15)

FIELD GOALS

5 vs. Troy (12/22/15)

FREE THROWS

8 at Memphis (12/18/15)

THREE-POINTERS

1, 4x last vs. Auburn (1/27/16)

ASSISTS

5 at Southeast Missouri (12/12/15)

STEALS

3, 2x last at Memphis (12/18/15)

BLOCKS

1 3x, last vs. La. Tech (12/15/15)

#2

JT ESCOBAR**POINTS**

11 vs. George Mason (11/19/15)

REBOUNDS

1, 2x last at Southeast Missouri (12/12/15)

FIELD GOALS

4 vs. George Mason (11/19/15)

FREE THROWS

2 at Southeast Missouri (12/12/15)

THREE-POINTERS

3 vs. George Mason (11/19/15)

ASSISTS

2 vs. Northwestern St. (11/13/15)

STEALS

1 vs. Northwestern St. (11/13/15)

BLOCKS

None

#3

TERENCE DAVIS**POINTS**

7 vs. South Carolina (1/19/16)

REBOUNDS

4 at Kansas State (1/30/16)

FIELD GOALS

2, 3x last at Kansas State (1/30/16)

FREE THROWS

3 vs. No. 18 South Carolina (1/19/16)

THREE-POINTERS

1 at Mississippi State (1/23/16)

ASSISTS

2 vs. South Carolina (1/19/16)

STEALS

2 vs. Florida (1/16/16)

BLOCKS

1 vs. Florida (1/16/16)

#5

MARCANVIS HYMON**POINTS**

20 vs. Towson (11/20/15)

REBOUNDS

14 at. Southeast Missouri (12/12/15)

FIELD GOALS

10 vs. Towson (11/20/15)

FREE THROWS

4, 2x last at Kansas State (1/30/16)

THREE-POINTERS

None

ASSISTS

2, 3x last vs. Auburn (1/27/16)

STEALS

2, 5x last vs. Auburn (1/27/16)

BLOCKS

3, 4x last vs. South Carolina (1/19/16)

#10

SAM FINLEY**POINTS**

16 vs. Northwestern St. (11/13/15)

REBOUNDS

5 vs. Northwestern St. (11/13/15)

FIELD GOALS

4, 2x last vs. George Mason (11/19/15)

FREE THROWS

8 vs. Northwestern St. (11/13/15)

THREE-POINTERS

1, 2x last vs. Seton Hall (11/22/15)

ASSISTS

3 at Mississippi State (1/23/16)

STEALS

3 vs. Northwestern St. (11/13/15)

BLOCKS

1 vs. Seton Hall (11/22/15)

#11

SEBASTIAN SAIZ**POINTS**

24 vs. Georgia Southern (11/16/15)

REBOUNDS

17 vs. Georgia Southern (11/16/15)

FIELD GOALS

8, 2x last vs. Alabama (1/07/16)

FREE THROWS

8 vs. Georgia Southern (11/16/15)

THREE-POINTERS

1, 2x last at Memphis (12/18/15)

ASSISTS

3 at Memphis (12/18/15)

STEALS

3, 3x last vs. Georgia (1/09/16)

BLOCKS

4 vs. Florida (1/16/16)

#12

TOMASZ GIELO**POINTS**

23 vs. Troy (12/22/15)

REBOUNDS

8 at Mississippi State (1/23/16)

FIELD GOALS

9 vs. Troy (12/22/15)

FREE THROWS

3, 2x last vs. Georgia State (11/25/15)

THREE-POINTERS

5 vs. Troy (12/22/15)

ASSISTS

4, 3x last at Missouri (2/03/16)

STEALS

2 vs. George Mason (11/16/15)

BLOCKS

2 vs. Georgia Southern (11/16/15)

#13

ANTHONY PEREZ**POINTS**

16 vs. South Carolina (1/19/16)

REBOUNDS

10 at Mississippi State (1/23/16)

FIELD GOALS

5, 2x last at Kansas State (1/30/16)

FREE THROWS

5, 2x last at Mississippi State (1/23/16)

THREE-POINTERS

4 vs. South Carolina (1/19/16)

ASSISTS

4 vs. Seton Hall (11/22/15)

STEALS

4 at Mississippi State (1/23/16)

BLOCKS

1 vs. George Mason (11/19/15)

#14

RASHEED BROOKS**POINTS**

20, 2x last at Mississippi State (1/23/16)

REBOUNDS

10 vs. Georgia (1/09/16)

FIELD GOALS

8, 2x last at Mississippi State (1/23/16)

FREE THROWS

2, 7x last vs. South Carolina (1/19/16)

THREE-POINTERS

4, 3x last at Missouri (2/03/16)

ASSISTS

5 vs. UMass (12/05/15)

STEALS

4 vs. South Carolina (1/19/16)

BLOCKS

1, 6x last vs. Auburn (1/27/16)

#20

DONTE FITZPATRICK-DORSEY**POINTS**

16 at Mississippi State (1/23/16)

REBOUNDS

3 vs. Auburn (1/27/16)

FIELD GOALS

5 at Mississippi State (1/23/16)

FREE THROWS

6 at Mississippi State (1/23/16)

THREE-POINTERS

None

ASSISTS

4 at Mississippi State (1/23/16)

STEALS

2, 2x last vs. South Carolina (1/19/16)

BLOCKS

None

#25

TERRY BRUTUS**POINTS**

2 vs. Troy (12/22/15)

REBOUNDS

3 at Kentucky (1/02/16)

FIELD GOALS

1, 2x last vs. Auburn (1/27/16)

FREE THROWS

None

THREE-POINTERS

None

ASSISTS

None

STEALS

2 at Kentucky (1/02/16)

BLOCKS

None

#42

STEFAN MOODY**POINTS**

33 at LSU (1/13/16)

REBOUNDS

8, 2x last at Missouri (2/03/16)

FIELD GOALS

10, 4x last vs. at LSU (1/13/16)

FREE THROWS

15, 2x last vs. Georgia (1/09/16)

THREE-POINTERS

6, 2x last vs. Auburn (1/27/16)

ASSISTS

7, 2x last vs. Georgia (1/09/16)

STEALS

6 vs. Troy (12/22/15)

BLOCKS

1, 2x last at LSU (1/13/16)

THE LAST TIME ...

AN OLE MISS TEAM...

Scored 100+ points at home 105 vs. Oregon (Dec. 8, 2013)
 Scored 100+ points on the road 104 at Mississippi State (4ot) (Jan. 24, 1990)
 Scored 100+ points and lost 105 vs. Oregon (Dec. 8, 2013)
 Scored 110+ points 111 vs. Mississippi Valley State (Nov. 22, 2013)
 Scored 50 points or less 50 vs. SMU (Jan. 3, 2012)
 Scored 40 points or less 40 at Kentucky (Feb. 22, 2006)
 Scored 50 or less and won 50-48 vs. SMU (Jan. 3, 2012)
 Held opponent to 50 or less 47 vs. Missouri (Jan. 31, 2015)
 Won an overtime game 83-80 vs. Troy (Dec. 22, 2015)
 Lost an overtime game 74-77 vs No. 18 South Carolina (Jan. 19, 2016)
 Won a double overtime game 90-87 vs. Texas Tech (Mar. 23, 2010)
 Lost a double overtime game 69-67 at Alabama (Feb. 4, 2012)
 Played a triple overtime game Never Happened
 Played a four-overtime game at Mississippi State (Jan. 24, 1990)

Made 10+ three-point field goals 14 at Missouri (Feb. 3, 2016)
 Made 12+ three-point field goals 14 at Missouri (Feb. 3, 2016)
 Made 15+ three-point field goals 15 vs. Oregon (Dec. 8, 2013)
 Allowed 10+ three-point field goals 10 at Missouri (Feb. 3, 2016)
 Had 20+ rebound margin 22 vs. Arkansas (Jan. 11, 2012)
 Had 25+ rebound margin 25 vs. Florida A&M (Dec. 22, 2008)
 Had 50+ rebounds 52 vs. Kentucky (Jan. 29, 2013)
 Had 60+ rebounds 64 vs. Troy (Nov. 27, 2007)
 Had two players with 10+ rebounds at Mississippi State (Jan. 23, 2016)
 Marcanvis Hymon (10), Anthony Perex (10)
 Had three players with 10+ rebounds vs. Georgia (Jan. 9, 2016)
 Sebastian Saiz (10), Martavious Newby (10), and Rasheed Brooks (10)

Attempted 30+ free throws 35 vs. Georgia (Jan. 9, 2016)
 Attempted 40+ free throws 53 vs. Georgia Southern (Nov. 17, 2015)
 Attempted 50+ free throws 53 vs. Georgia Southern (Nov. 17, 2015)
 Made 25+ free throws 40 vs. Georgia Southern (Nov. 17, 2015)
 Made 30+ free throws 40 vs. Georgia Southern (Nov. 17, 2015)
 Made 35+ free throws 40 vs. Georgia Southern (Nov. 17, 2015)
 Shot 90% or better from FT line 90.5% 19-21 vs. Creighton (Nov. 28, 2014)

Had 20+ assists 23 vs. Austin Peay (Jan. 3, 2015)
 Had 25+ assists 32 vs. Centenary (Dec. 19, 2009)
 Had 30+ assists 32 vs. Centenary (Dec. 19, 2009)

Had 25+ turnovers 26 vs. Southern Utah (Nov. 18, 2005)
 Forced 25+ turnovers 25 vs. Bradley (Nov. 28, 2015)
 Forced 30+ turnovers 31 vs. Louisiana-Monroe (Nov. 24, 2007)

Had 15+ steals 20 vs. Lipscomb (Nov. 23, 2012)
 Had 20+ steals 20 vs. Lipscomb (Nov. 23, 2012)

Blocked 5+ shots 7 vs. Florida (Jan. 16, 2016)
 Blocked 10+ shots 10 at South Carolina (Jan. 18, 2014)

Beat a ranked team 96-82 at No. 19 Arkansas (Jan. 17, 2015)
 Beat a ranked team on the road 96-82 at No. 19 Arkansas (Jan. 17, 2015)
 Beat a ranked team on a neutral floor 75-68 vs. No. 23 Creighton (Nov. 28, 2014)

Kept every opposing player out of double figures vs. UL-Monroe (Nov. 11, 2011)
 Had all five starters score in double figures at Memphis (Dec. 18, 2015)
 Had five players score in double figures at Memphis (Dec. 18, 2015)
 Had no players score in double figures at LSU (Jan. 7, 2012)

Overcame a 5-point+ halftime deficit to win 9 vs. Georgia (Jan. 9, 2016)
 Overcame a 10-point+ halftime deficit to win 17 vs. BYU (March 17, 2015)
 Overcame a 15-point+ deficit to win 15 vs. Georgia (Jan. 9, 2016)

AN OLE MISS PLAYER...

Scored 20+ points 23, Stefan Moody at Missouri (Feb. 3, 2016)
 Scored 30+ points 33, Stefan Moody at LSU (Jan. 13, 2016)
 Scored 35+ points 39, Marshall Henderson vs. Oregon (Dec. 8, 2013)
 Scored 40+ points 53, Gerald Glass vs. LSU (Mar. 4, 1989)

Scored 20+ points in 5 straight games Stefan Moody (11/25/15-1/28/16)
 Scored 20+ points in 10 straight games Stefan Moody (11/25/15-1/28/16)
 Scored 20+ points in 14 straight games Stefan Moody (11/25/15-1/28/16)
 Scored 20+ points in 18 straight games Joe Gibbon (12/10/56-2/28/57)
 Scored 20+ points in 22 straight games Johnny Neumann (12/01/70-2/22/71)

Made 5+ 3-pointers 5, Stefan Moody at Missouri (Feb. 3, 2016)
 Made 10+ 3-pointers 10, Marshall Henderson vs. Oregon (Dec. 8, 2013)
 Attempted 10+ 3-pointers 12, Stefan Moody at Missouri (Feb. 3, 2016)
 Attempted 15+ 3-pointers 19, Marshall Henderson vs. Mississippi State (March 13, 2014)

Had a double-double Marcanvis Hymon, 19 points, 10 rebounds
 vs. Auburn (Jan. 27, 2016)
 Had a double-double in 2 straight games Sebastian Saiz (1/07/16, 1/09/16)
 Had a double-double in 3 straight games Murphy Holloway (12/19/12-12/23/12)
 Had a double-double in 4 straight games Dwayne Curtis (1/6/07-1/17/07)
 Had a double-double in 7 straight games Rahim Lockhart (11/19/99-12/4/99)
 Had 5+ double-doubles in a season 6, Sebastian Saiz - 2015-16 season
 Had 10+ double-doubles in a season 12, Murphy Holloway - 2012-13 season

Had 20+ points and 15+ rebounds Sebastian Saiz, 21 pts/16 rebs
 vs. Alabama (Jan. 7, 2016)
 Had 20+ points and 20+ rebounds Walter Actwood, 22 pts/22 rebs
 vs. ISU-Evansville (Dec. 1, 1975)

Had 15+ rebounds 16, Sebastian Saiz vs. La. Tech (Dec. 15, 2015)
 Had 20+ rebounds 20, Murphy Holloway vs. Auburn (Feb. 24, 2010)
 Had 10+ offensive rebounds 10, Dwayne Curtis vs. Auburn (Feb. 25, 2006)
 Had 10+ defensive rebounds 13, Sebastian Saiz vs. La. Tech (Dec. 15, 2015)

Had 10+ assists 10, Jarvis Summers vs. BYU (March 17, 2015)
 Had 15+ assists 15, Sean Tuohy vs. Auburn (Jan. 26, 1980)

Had 5+ blocks 5, Aaron Jones at Vanderbilt (Jan. 22, 2014)
 Had 8+ blocks 8, Reginald Buckner at Arkansas (Feb. 5, 2011)

Had 5+ steals 6, Stefan Moody vs. Troy (Dec. 22, 2015)
 Had 8+ steals 8, Gerald Glass vs. Christian Bros. (Nov. 25, 1988)

Made 10+ free throws 15, Stefan Moody vs. Georgia (Jan. 9, 2016)
 Made 15+ free throws 15, Stefan Moody vs. Georgia (Jan. 9, 2016)
 Attempted 10+ free throws 11, Marcanvis Hymon vs. Auburn (Jan. 27, 2016)
 Attempted 15+ free throws 18, Stefan Moody vs. Georgia (Jan. 9, 2016)
 Attempted 20+ free throws 20, Ansu Sesay vs. Arkansas (Feb. 18, 1995)

Shot 100% from the floor (min. 5) Marcanvis Humon, 6-6
 vs. La. Tech (Dec. 15, 2015)
 Shot 90% from the floor (min. 10) Marcanvis Hymon, 10-11,
 vs. Towson (Nov. 20, 2015)

Played 40+ minutes 40, Stefan Moody vs. Troy (Dec. 22, 2015)

Fouled out Tomasz Gielo & Anthony Perez vs South Carolina (Jan. 19, 2016)

GAME BOX SCORES

**Official Basketball Box Score -- Game Totals -- Final Statistics**
Northwestern State vs Ole Miss
11/13/15 4:00 PM at Oxford, Miss./Tad Smith Coliseum**Northwestern State 76 • 0-1**

#	Player		Total		3-Ptr	Rebounds			PF	TP	A	TO	Blk	Stl	Min
			FG-FTA	FG-FGA		Off	Def	Tot							
13	Killian, Matt	f	1-6	0-2	2-2	3	1	4	1	4	0	2	0	2	18
20	Lane, Ishmael	f	5-11	0-0	3-4	1	2	3	4	13	2	2	1	0	25
12	West, Jalan	g	7-12	6-10	3-4	0	3	3	3	23	6	2	0	0	30
15	Metoyer, Malik	g	0-2	0-2	0-0	0	1	1	1	0	1	0	0	1	18
23	Woodley, Zeek	g	7-16	2-7	6-7	2	2	4	1	22	2	0	0	1	28
00	Joseph, Tra'von		0-4	0-1	2-2	3	3	6	4	2	0	1	0	0	20
01	Yancy, Levi		2-4	0-0	0-0	1	1	2	3	4	0	0	0	0	15
02	Welcome, Ta'Jon		0-1	0-1	2-2	0	1	1	0	2	0	2	0	0	11
03	Hall, Devonte		1-4	0-1	0-0	3	2	5	4	2	2	0	0	0	15
21	Thompson, Sabri		2-10	0-6	0-0	0	4	4	1	4	0	0	0	0	20
Team						2	1	3							
Totals			25-70	8-30	18-21	15	21	36	22	76	13	9	1	4	200
FG % 1st Half: 11-40			27.5%	2nd half: 14-30	46.7%	Game: 25-70			35.7%	Deadball					
3FG % 1st Half: 2-16			12.5%	2nd half: 6-14	42.9%	Game: 8-30			26.7%	Rebounds					
FT % 1st Half: 8-10			80.0%	2nd half: 10-11	90.9%	Game: 18-21			85.7%						

Ole Miss 90 • 1-0

#	Player		Total		3-Ptr	Rebounds			PF	TP	A	TO	Blk	Stl	Min
			FG-FGA	FG-FGA		FT-FTA	Off	Def							
11	Saiz, Sebastian	f	6-7	0-1	4-4	3	11	14	1	16	0	2	1	1	29
12	Gielo, Tomasz	f	0-4	0-3	2-2	0	4	4	3	2	2	0	0	1	20
01	Newby, Martavious	g	2-2	0-0	3-4	1	1	2	3	7	4	1	1	0	31
10	Finley, Sam	g	4-10	0-2	8-8	0	5	5	3	16	2	1	0	0	28
42	Moody, Stefan	g	10-23	4-11	5-6	2	3	5	1	29	5	3	1	1	31
02	Escobar, J.T.		0-2	0-2	0-0	0	0	0	2	0	2	1	0	1	14
05	Hymon, Marcanvis		1-3	0-0	0-0	3	3	6	0	2	0	1	1	1	11
13	Perez, Anthony		3-6	1-3	0-0	2	1	3	3	7	0	1	0	0	20
14	Brooks, Rasheed		3-4	3-4	2-4	0	0	0	1	11	1	1	1	0	16
Team						1	4	5							
Totals			29-61	8-26	24-28	12	32	44	17	90	16	11	5	8	200
FG % 1st Half: 12-30 40.0% 2nd half: 17-31 54.8% Game: 29-61 47.5% Deadball															
3FG % 1st Half: 4-18 22.2% 2nd half: 4-8 50.0% Game: 8-26 30.8% Rebound															
FT % 1st Half: 10-12 83.3% 2nd half: 14-16 87.5% Game: 24-28 85.7%															

Officials: Marc Ellard, Todd Austin, Will Howard
Technical fouls: Northwestern State-None. Ole Miss-None.
Attendance: 6386

Score by periods	1st	2nd	Total
Northwestern State	32	44	76
Ole Miss	38	52	90

Last FG - NWST 2nd-01:09, OM 2nd-03:12.
Largest lead - NWST None, OM by 19 2nd-02:19.

Points	In	Off	2nd	Fast	Bench
NWST	26	13	14	4	14
OM	36	17	17	2	20

Score tied - 0 times.
Lead changed - 0 times.

**Official Basketball Box Score -- Game Totals -- Final Statistics**
Ole Miss vs George Mason
11/19/15 12:00 PM at TD Arena**Ole Miss 62 • 1-2**

#	Player		Total		3-Ptr	Rebounds			PF	TP	A	TO	Blk	Stl	Min
			FG-FGA	FG-FGA		FT-FTA	Off	Def							
11	Saiz, Sebastian	f	3-9	0-0	0-0	3	1	4	3	6	0	1	1	0	27
12	Gielo, Tomasz	f	1-7	1-4	0-0	0	4	4	2	3	0	0	0	2	24
01	Newby, Martavious	g	1-4	1-3	2-4	0	1	1	3	5	2	0	0	3	27
10	Finley, Sam	g	4-15	0-5	2-2	2	2	4	2	10	1	0	0	0	24
42	Moody, Stefan	g	7-12	1-4	3-3	1	3	4	2	18	4	2	0	1	35
02	Escobar, J.T.		4-8	3-6	0-0	0	1	1	0	11	1	0	0	0	16
03	Davis, Terence		0-0	0-0	0-0	0	0	0	0	0	0	0	0	0	4
05	Hymon, Marcanvis		2-4	0-0	1-2	2	1	3	1	5	1	1	1	1	14
13	Perez, Anthony		1-6	0-3	0-0	0	3	3	2	2	1	0	1	1	15
14	Brooks, Rasheed		0-1	0-0	2-2	1	0	1	0	2	0	0	1	1	14
Team						1	3	4							
Totals			23-66	6-25	10-13	10	19	29	15	62	10	4	4	9	200
FG % 1st Half: 13-37		35.1%	2nd half: 10-29		34.5%	Game: 23-66		34.8%	Deadball						
3FG % 1st Half: 6-17		35.3%	2nd half: 0-8		0.0%	Game: 6-25		24.0%	Rebounds						
FT % 1st Half: 0-0		.00%	2nd half: 10-13		76.9%	Game: 10-13		76.9%	2						

George Mason 68 • 1-2

#	Player		Total		3-Ptr	Rebounds					PF	TP	A	TO	Blk	Stl	Min
			FG	F-GA		Off	Def	Tot									
10	GUJANICIC, Marko	f	2-4	0-1	0-0	1	3	4	3	4	6	4	0	0	0	26	
14	THOMPSON, Shevon	c	8-10	0-0	3-4	4	12	16	3	19	1	3	3	0	32		
04	LIVINGSTON, Otis	g	4-9	0-3	2-2	0	0	0	1	10	3	3	0	2	34		
05	GRAY, Jaire	g	6-11	3-4	0-0	1	5	6	3	15	2	3	1	0	28		
22	MOORE, Marquise	g	5-11	1-1	1-2	1	3	4	1	12	3	1	2	0	37		
01	ABRAM, DeAndre		2-4	2-4	0-0	0	4	4	1	6	0	1	0	0	17		
02	MURRELL, Kameron		0-2	0-2	0-0	0	1	1	2	1	0	0	0	0	6		
15	DIXON, Danny		0-0	0-0	0-0	0	1	1	0	0	0	1	0	0	4		
31	JENKINS, Jalen		0-4	0-0	2-2	0	2	2	0	2	0	2	1	0	16		
Team						2	3	5									
Totals				27-55	6-15	8-10	10	34	44	13	68	15	18	7	2	200	
FG % 1st Half: 13-25			52.0%	2nd half: 14-30			46.7%	Game: 27-55			49.1%	Deadball					
3FG % 1st Half: 6-17			35.3%	2nd half: 4-7			57.1%	Game: 6-15			40.0%	Rebounds					
FT % 1st Half: 5-7			71.4%	2nd half: 3-3			100.0%	Game: 8-10			80.0%						

Officials: Mark Whitehead, Brian O'Connell, Rick Randall
Technical fouls: Ole Miss-None. George Mason-None.
Attendance: 1760

Score by periods	1st	2nd	Total
Ole Miss	32	30	62
George Mason	33	35	68

Last FG - OM 2nd-00:12, MASON 2nd-00:04.
Largest lead - OM by 2 1st-19:48, MASON by 13 2nd-12:11.

Score tied - 5 times.
Lead changed - 7 times.

**Official Basketball Box Score -- Game Totals -- Final Statistics**
Georgia Southern vs Ole Miss
11/16/15 7 PM at Oxford, Miss./Tad Smith Coliseum**Georgia Southern 72 • 1-1**

#	Player		Total		3-Ptr	Rebounds			PF	TP	A	TO	Blk	Stl	Min	
			FG-FGA	FG-FGA	FT-FTA	Off	Def	Tot								
00	Glenn, Montae	f	2-2	0-0	0-0	0	1	1	5	4	0	0	0	0	14	
10	Allsmiller, Jake	f	2-8	2-8	2-3	0	2	2	4	8	0	1	0	1	29	
01	Boykins, Devonte	g	3-10	2-6	5-7	0	2	2	5	13	4	2	0	0	26	
02	Hughes, Mike	g	3-10	3-6	4-5	2	2	4	5	13	1	1	0	1	32	
03	Smith, Ike	g	4-12	2-5	4-6	3	3	6	4	14	2	1	1	0	18	
04	Brown, Tookie		2-11	0-4	4-4	0	2	2	4	8	4	1	0	2	22	
05	Boykins, Devince		1-6	1-3	0-2	1	6	7	3	3	0	3	0	0	16	
11	O'Connell, Shawn		0-0	0-0	0-0	0	0	0	3	0	0	1	0	0	10	
13	Burnell, Jason		1-3	1-3	0-0	2	0	2	2	3	0	0	1	0	16	
14	Simmons, Coye		3-5	0-0	0-0	4	4	8	3	6	0	1	0	0	17	
23	Sanks, Jonathan		0-0	0-0	0-0	0	0	0	0	0	0	1	0	0	0+	
Team						3	6	9								
Totals				21-67	11-35	19-27	15	28	43	38	72	11	12	2	4	200
FG % 1st Half			10-30	33.3%	2nd Half	11-37	29.7%	Game:	21-67	31.3%						
3FG % 1st Half			6-20	30.0%	2nd Half	5-15	33.3%	Game:	11-35	31.4%						Deadball
FT % 1st Half			9-15	60.0%	2nd Half	10-12	83.3%	Game:	19-27	70.4%						Rebounds

GAME BOX SCORES



Official Basketball Box Score -- Game Totals -- Final Statistics
Ole Miss vs Seton Hall
11/22/15 4:00 PM at TD Arena



Ole Miss 63 • 3-2

#	Player	Total		3-Ptr		Rebounds			PF	TP	A TO Blk Stl				Min
		FG-FGA	FG-FGA	FT-FTA	FT-FTA	Off	Def	Tot			A	TO	Blk	Stl	
05	Hymon, Marcanvis	f	0-4	0-0	0-0	3	6	9	2	0	0	0	1	0	16
11	Saiz, Sebastian	f	5-9	0-1	1-2	0	4	4	3	11	0	1	1	0	31
13	Perez, Anthony	f	2-6	0-3	0-0	4	1	5	3	4	4	0	0	1	26
14	Brooks, Rasheed	g	2-6	0-2	1-2	0	1	1	3	5	2	1	0	0	26
42	Moody, Stefan	g	4-13	2-6	3-4	2	1	3	2	13	4	6	0	1	29
01	Newby, Martavious		0-5	0-2	2-4	1	1	2	1	2	1	0	0	1	14
02	Escobar, J.T.		0-2	0-2	0-0	0	0	0	0	0	0	1	0	0	7
03	Davis, Terence		1-1	0-0	0-0	1	0	1	0	2	0	0	0	0	2
10	Finley, Sam		5-8	1-2	0-4	1	1	2	0	11	0	2	1	2	20
12	Gielo, Tomasz		5-9	2-3	3-4	2	3	5	2	15	0	1	0	1	29
Team						4	3	7							
Totals			24-63	5-21	10-20	18	21	39	16	63	11	12	3	6	200
FG % 1st Half:		13-33	39.4%	2nd half:	11-30	36.7%	Game:		24-63	38.1%	Deadball Rebounds				
3FG % 1st Half:		4-14	28.6%	2nd half:	1-7	14.3%	Game:		5-21	23.8%					
FT % 1st Half:		1-4	25.0%	2nd half:	9-16	56.3%	Game:		10-20	50.0%					

Seton Hall 75 • 4-1

#	Player	Total		3-Ptr		Rebounds			PF	TP	A TO Blk Stl				Min
		FG-FGA	FG-FGA	FT-FTA	FT-FTA	Off	Def	Tot			A	TO	Blk	Stl	
20	RODRIGUEZ, Desi	f	4-10	2-5	2-2	1	1	2	2	12	2	1	0	2	24
31	DELGADO, Angel	f	4-5	0-0	0-1	3	8	11	2	8	3	0	3	1	31
00	CARRINGTON, Khadeen	g	4-13	2-6	0-1	0	2	2	1	10	5	2	0	1	32
14	SANOGO, Ismael	g	3-5	0-0	0-0	3	4	7	4	6	0	1	2	1	26
32	GORDON, Derrick	g	2-3	0-1	5-6	2	1	3	1	9	0	1	0	1	22
01	NZEI, Michael		4-6	0-0	1-2	2	3	5	1	9	0	0	1	0	16
04	ANDERSON, Braeden		0-0	0-0	1-2	0	0	0	1	1	0	0	1	0	4
13	DOWDY, Michael		0-0	0-0	0-0	0	0	0	0	0	0	0	0	0	0+
15	WHITEHEAD, Isaiah		6-13	3-7	2-4	0	3	3	2	17	5	6	0	2	29
21	SOFFER, Dalton		0-0	0-0	0-0	0	0	0	0	0	0	0	0	0	0+
25	ANTHONY, Rashed		0-0	0-0	0-0	0	0	0	0	0	0	0	0	0	2
33	SINGH, Veer		1-2	1-1	0-0	0	2	2	3	3	1	0	0	0	14
Team						2	1	3			1				
Totals			28-57	8-20	11-18	13	25	38	17	75	16	12	7	8	200
FG % 1st Half:		12-30	40.0%	2nd half:	16-27	59.3%	Game:		28-57	49.1%	Deadball Rebounds				
3FG % 1st Half:		4-12	33.3%	2nd half:	4-8	50.0%	Game:		8-20	40.0%					
FT % 1st Half:		2-6	33.3%	2nd half:	9-12	75.0%	Game:		11-18	61.1%					

Officials: Tony Greene, Rick Randall, John Gaffney
Technical fouls: Ole Miss-None, Seton Hall-None.
Attendance: 1553
Gildan Charleston Classic Fifth Place Game

Score by periods	1st	2nd	Total
Ole Miss	31	32	63
Seton Hall	30	45	75

Last FG - OM 2nd-01:15, SHU 2nd-00:15.
Largest lead - OM by 4 1st-07:05, SHU by 12 2nd-03:16.

Points	In Paint	Off T/O	2nd Chance	Fast Break	Bench
Ole Miss	26	12	12	0	30
SHU	36	15	15	10	30

Score tied - 7 times.
Lead changed - 22 times.



Official Basketball Box Score -- Game Totals -- Final Statistics
Ole Miss vs Bradley
11-28-15 1:04 p.m. at Peoria, IL - Carver Arena



Ole Miss 67 • 5-2

#	Player	Total		3-Ptr		Rebounds			PF	TP	A TO Blk Stl				Min
		FG-FGA	FG-FGA	FT-FTA	FT-FTA	Off	Def	Tot			A	TO	Blk	Stl	
11	Saiz, Sebastian	f	7-11	0-0	4-8	4	5	9	4	18	2	2	0	3	34
12	Gielo, Tomasz	f	2-9	1-5	0-0	3	4	7	3	5	1	4	0	0	19
01	Newby, Martavious	g	2-3	0-0	2-2	3	2	5	2	6	2	2	1	2	31
14	Brooks, Rasheed	g	2-5	1-4	0-0	1	3	4	5	0	1	1	3	0	30
42	Moody, Stefan	g	7-21	2-6	5-6	2	3	5	1	21	5	2	0	2	36
02	Escobar, J.T.		0-0	0-0	0-0	0	0	0	0	0	1	1	0	0	4
03	Davis, Terence		0-1	0-0	0-0	0	0	0	2	0	0	1	0	0	4
05	Hymon, Marcanvis		1-3	0-0	1-2	2	2	4	0	3	1	2	3	2	23
10	Finley, Sam		3-6	0-1	3-4	0	1	1	2	9	0	0	0	0	18
30	Coddington, Jake		0-0	0-0	0-0	0	0	0	0	0	0	0	0	0	1
Team						2	1	3			1				
Totals			24-59	4-16	15-22	17	21	38	18	67	12	18	5	12	200
FG % 1st Half:		12-30	40.0%	2nd half:	12-29	41.4%	Game:		24-59	40.7%	Deadball Rebounds				
3FG % 1st Half:		2-6	33.3%	2nd half:	2-10	20.0%	Game:		4-16	25.0%					
FT % 1st Half:		7-12	58.3%	2nd half:	8-10	80.0%	Game:		15-22	68.2%					

Bradley 54 • 1-6

#	Player	Total		3-Ptr		Rebounds			PF	TP	A TO Blk Stl				Min
		FG-FGA	FG-FGA	FT-FTA	FT-FTA	Off	Def	Tot			A	TO	Blk	Stl	
01	Thomas, Donte	f	7-13	2-6	6-7	1	3	4	3	22	1	1	1	1	29
0	Barker, Callum	f	2-3	0-1	1-2	1	2	3	4	5	0	3	0	1	27
00	Bell, Ka'Darryl	g	1-3	1-2	0-1	0	2	2	2	3	0	4	0	1	22
0	Pittman, Antoine	g	3-7	1-2	0-0	2	1	3	3	7	1	2	0	1	17
23	Lautier-Ogunleye, D.	g	1-3	1-1	2-3	0	5	5	2	5	2	5	1	2	31
04	Okafor, Joel		1-1	0-0	0-0	1	1	2	3	2	0	3	0	0	12
05	Cooper, Davante		0-1	0-0	0-0	0	1	1	1	0	0	2	0	0	5
13	van Bree, Luuk		0-2	0-1	0-0	0	2	2	2	0	1	1	0	2	13
22	Suggs, Ronnie		2-9	0-4	1-3	1	1	2	2	5	4	2	0	1	32
24	James, Scottie		2-5	1-2	0-0	1	1	2	0	5	1	2	0	1	12
Team						2	3	5							
Totals			19-47	6-19	10-16	9	22	31	22	54	10	25	2	10	200
FG % 1st Half:		12-21	57.1%	2nd half:	7-26	26.9%	Game:		19-47	40.4%	Deadball Rebounds				
3FG % 1st Half:		3-6	50.0%	2nd half:	3-13	23.1%	Game:		6-19	31.6%					
FT % 1st Half:		2-5	40.0%	2nd half:	8-11	72.7%	Game:		10-16	62.5%					

Officials: Tom Eades, Dwayne Gladden, John Hampton
Technical fouls: Ole Miss-None, Bradley-None.
Attendance: 5603

Score by periods	1st	2nd	Total
Ole Miss	33	34	67
Bradley	29	25	54

Last FG - OM 2nd-01:37, BRAD 2nd-00:12.
Largest lead - OM by 20 2nd-08:41, BRAD by 8 1st-12:55.

Score tied - 2 times.
Lead changed - 1 time.



Official Basketball Box Score -- Game Totals -- Final Statistics
Georgia State vs Ole Miss
11/25/15 4 PM at Oxford, Miss./Tad Smith Coliseum



Georgia State 59 • 2-1

#	Player		Total		3-Ptr		Rebounds			PF	TP	A TO Blk Stl				Min
			FG-FGA	FG-FGA	FT-FTA	Off	Def	Tot	A			TO	Blk	Stl		
01	Hollowell, Jeremy	f	7-14	3-5	6-8	2	0	2	4	23	4	4	0	1	34	
31	Shipes, T.J.	f	3-4	0-0	1-2	1	2	3	4	7	1	1	1	1	32	
33	Crider, Markus	f	2-7	0-0	2-2	0	1	1	5	6	1	0	0	1	19	
11	Williams, Isaiah	g	0-4	0-1	0-0	0	2	2	1	0	3	1	0	0	14	
32	Ware, Kevin	g	2-9	0-1	1-2	0	3	3	4	5	2	2	0	0	36	
02	Benlevi, Malik		2-2	2-2	0-0	0	0	0	0	6	1	0	0	0	13	
04	Dennis, Isaiah		4-7	0-0	1-6	2	2	4	2	9	1	0	0	0	30	
15	Brown, Jalen		0-0	0-0	0-0	0	0	0	0	0	0	0	0	0	1	
23	Session, Jordan		0-0	0-0	0-0	0	0	0	0	0	0	0	0	0	4	
30	Thomas, Jeff		1-4	1-4	0-0	0	1	1	0	3	1	1	0	0	17	
Team						1	3	4								
Totals				21-51	6-13	11-20	6	14	20	20	59	14	9	1	3	200
FG % 1st Half:			12-28	42.9%	2nd half:	9-23	39.1%	Game:		21-51	41.2%	Deadball Rebounds				
3FG % 1st Half:			3-5	60.0%	2nd half:	3-8	37.5%	Game:		6-13	46.2%	4				
FT % 1st Half:			3-5	100.0%	2nd half:	6-15	40.0%	Game:		11-20	55.0%					

GAME BOX SCORES

**Official Basketball Box Score -- Game Totals -- Final Statistics**
Ole Miss vs Southeast Missouri
12-12-15 2:05 p.m. at Show Me Center -- Cape Girardeau, Mo.**Ole Miss 75 • 7-2**

#	Player		Total			3-Ptr			Rebounds			PF	TP	A	TO	Blk	Stl	Min
			FG-FGA	FG-FGA	FT-FTA	Off	Def	Tot										
11	Saiz,Sebastian	f	3-9	0-0	2-3	5	6	11	2	8	0	1	2	2	26			
12	Gielo,Tomasz	f	4-8	1-4	1-2	1	5	6	3	10	0	1	0	1	20			
13	Perez,Anthony	f	3-12	1-4	0-0	2	4	6	3	7	1	0	0	0	33			
14	Brooks,Rasheed	g	1-8	0-5	0-0	1	1	2	0	2	1	0	0	0	17			
42	Moody,Stefan	q	8-21	4-12	8-9	0	2	2	3	28	1	7	0	0	37			
01	Newby,Martavious		3-5	1-2	1-3	3	4	7	2	8	5	0	0	2	31			
02	Escobar,J.T.		1-3	0-2	2-2	0	1	1	0	4	1	0	0	0	10			
05	Hymon,Marcanvis		3-8	0-0	2-2	5	9	14	5	8	1	0	0	2	22			
10	Finley,Sam		0-1	0-0	0-0	1	1	2	1	0	0	1	0	0	4			
Team						1	1	2										
Totals				26-75	7-29	16-21	19	34	53	19	75	10	10	2	7	200		
FG % 1st Half: 14-41			34.1%	2nd half: 12-34	35.3%	Game: 26-75			34.7%	Deadball Rebounds								
3FG % 1st Half: 4-16			25.0%	2nd half: 3-13	23.1%	Game: 7-29			24.1%	4								
FT % 1st Half: 3-4			75.0%	2nd half: 13-17	76.5%	Game: 16-21			76.2%									

Southeast Missouri 64 • 0-9

#	Player		Total			3-Ptr			Rebounds			PF	TP	A	TO	Blk	Stl	Min
			FG-FGA	FG-FGA	FT-FTA	FG-FGA	FG-FGA	FT-FTA	Off	Def	Tot							
05	ANGUS III, Joel	f	3-4	0-0	2-2	0	6	6	2	8	0	4	0	0	0	29		
13	KELLUM, Trey	f	4-9	0-0	2-6	1	4	5	3	10	0	2	1	2	32			
02	JONES, Isiah	g	4-11	3-8	4-5	0	5	5	4	15	8	1	0	3	31			
03	McGILL, Eric	g	2-7	1-4	0-3	0	4	4	3	5	3	4	0	0	32			
04	CLEVELAND, Antonius	g	8-17	1-3	8-11	2	6	8	2	25	2	2	0	1	36			
00	STEWART, Jaylin		0-2	0-0	1-2	0	3	3	0	1	0	0	0	0	7			
01	ANDERSON, Tony		0-0	0-0	0-0	0	0	0	0	0	0	2	1	1	8			
10	DOSIER, Robby		0-0	0-0	0-0	0	2	2	3	0	1	1	0	0	18			
21	GULLETT, Kyle		0-1	0-0	0-0	1	0	1	0	0	0	0	0	0	7			
Team						1	1	2										
Totals				21-51	5-15	17-29	5	31	36	17	64	14	16	2	7	200		
FG % 1st Half:			8-25	32.0%	2nd half:	13-26	50.0%	Game:	21-51	41.2%	Deadball Rebounds							
3FG % 1st Half:			1-5	20.0%	2nd half:	4-10	40.0%	Game:	5-15	33.3%								
FT % 1st Half:			8-12	66.7%	2nd half:	9-17	52.9%	Game:	17-29	58.6%								

Officials: Greg Rennegarbe, Steve Divine, James Hicks
Technical fouls: Ole Miss-None. Southeast Missouri-None.
Attendance: 2325
American Sports Network TV Game

Score by periods	1st	2nd	Total
Ole Miss	35	40	75
Southeast Missouri	25	39	64

Last FG - OM 2nd-00:42, SEMO 2nd-01:24.
Largest lead - OM by 13 1st-02:26, SEMO by 6 1st-17:12.

Points	In	Off	2nd	Fast	Bench
OM	32	21	17	2	20
SEMO	26	9	17	2	1

Score tied - 2 times.
Lead changed - 1 time.

**Official Basketball Box Score -- Game Totals -- Final Statistics**
Ole Miss vs Memphis
12/18/15 8:12 PM at Memphis, Tenn.**Ole Miss 85 • 9-2**

#	Player	Total			3-Ptr			Rebounds			PF	TP	A	TO	Blk	Stl	Min
		FG-FGA	FG-FGA	FT-FTA	Off	Def	Tot										
11	Saiz, Sebastian	f	4-9	1-1	2-5	3	8	11	3	11	3	0	2	3	23		
12	Gielo, Tomasz	f	3-9	2-6	2-2	1	2	3	4	10	1	2	0	1	33		
01	Newby, Martavious	g	2-6	0-1	8-14	3	9	12	3	12	3	3	0	3	33		
14	Brooks, Rasheed	g	4-7	1-3	2-2	0	1	1	3	11	3	1	1	1	39		
42	Moody, Stefan	g	6-20	3-6	6-9	0	0	0	3	21	3	4	0	0	37		
05	Hymon, Marcanvis		2-5	0-0	2-4	3	2	5	5	6	0	0	1	2	15		
10	Finley, Sam		2-2	0-0	1-2	0	2	2	1	5	1	0	0	0	6		
13	Perez, Anthony		4-4	1-1	0-0	1	1	2	5	9	1	0	0	0	14		
30	Coddington, Jake		0-0	0-0	0-0	0	0	0	0	0	0	0	0	0	0+		
Team						3	3	6									
Totals			27-62	8-18	23-38	14	28	42	27	85	15	10	4	10	200		
FG % 1st Half: 16-35		45.7%	2nd half: 11-27	40.7%	Game: 27-62	43.5%	Deadball Rebounds										
3FG % 1st Half: 5-13		38.5%	2nd half: 3-5	60.0%	Game: 8-18	44.4%											
FT % 1st Half: 6-9		66.7%	2nd half: 17-29	58.6%	Game: 23-38	60.5%											

Memphis 79 • 7-3

#	Player		Total		3-Ptr		Rebounds			PF	TP	A	TO	Blk	Stl	Min
			FG-FGA	FT-FTA	FG-FGA	FT-FTA	Off	Def	Tot							
02	Goodwin,Shaq	f	1-4	0-0	5-9	5	10	15	2	7	1	2	4	1	34	
03	Woodson,Avery	g	2-6	2-6	1-2	0	0	0	2	7	0	1	0	0	23	
05	Crawford,Markel	g	2-6	0-0	2-2	2	1	3	3	6	3	1	1	1	22	
20	Tarrant Jr,Ricky	g	8-14	5-7	8-10	0	3	3	3	29	3	4	0	1	38	
00	Burrell, Trahson		2-8	0-2	4-6	3	2	5	4	8	2	0	1	0	20	
01	Lawson,Dedic	/	7-17	2-3	5-6	7	7	14	4	21	2	2	5	1	32	
10	Martin,Jeremiah		0-1	0-1	0-0	0	1	1	1	0	1	1	1	2	8	
14	Lawson,KJ		0-6	0-0	1-2	2	0	2	4	1	1	3	1	1	19	
15	Johnson, Kedren		0-1	0-1	0-0	0	1	1	1	0	0	1	0	0	2	
30	Marshall,Nick		0-0	0-0	0-0	0	0	0	2	0	0	0	0	0	2	
Team						0	0	0	1							
Totals			22-63	9-20	26-37	19	25	44	27	79	13	15	13	7	200	
FG % 1st Half:		7-27	25.9%	2nd half:	15-36	41.7%	Game:	22-63	34.9%	Deadball Rebounds 5.2						
3FG % 1st Half:		5-10	50.0%	2nd half:	4-10	40.0%	Game:	9-20	45.0%							
FT % 1st Half:		12-16	75.0%	2nd half:	14-21	66.7%	Game:	26-37	70.3%							

Officials: Doug Simons, Gerry Pollard, Tony Henderson
Technical fouls: Ole Miss-Hymon, Marcanvis. Memphis-Burrell, Trahson; TEAM.
Attendance: 14529
Tip-off delayed 1:11 due to downtown-wide power outage.□□□□

Score by periods	1st	2nd	Total
Ole Miss	43	42	85
Memphis	31	48	79

Last FG - OM 2nd-02:06, MEM 2nd-00:03.
Largest lead - OM by 18 1st-02:28, MEM None.

Points	In	Off	2nd	Fast	Bench
OM	34	18	19	4	9
MEM	26	11	11	14	9

Score tied - 2 times.
Lead changed - 0 times.

**Official Basketball Box Score -- Game Totals -- Final Statistics**
Louisiana Tech vs Ole Miss
12/15/15 6 PM at Oxford, Miss./Tad Smith Coliseum**Louisiana Tech 80 • 8-2**

#	Player		Total			3-Ptr			Rebounds			PF	TP	A	TO	Blk	Stl	Min
			FG-FGA	FG-FGA	FT-FTA	FG-FGA	FG-FGA	FT-FTA	Off	Def	Tot							
02	MCCREE, Erik	f	7-16	2-4	4-4	2	5	7	2	20	1	1	1	0	33			
15	SHEPPARD, Branden	f	1-2	0-0	0-0	2	3	5	1	2	0	0	0	1	21			
00	HAMILTON, Alex	g	5-9	2-5	4-6	2	3	5	3	16	7	5	0	1	31			
10	GRIFFIN, Dayon	g	2-5	0-3	4-6	0	1	1	2	8	0	2	0	0	24			
13	BOYKINS, Jacobi	g	5-11	1-6	2-4	0	1	1	1	13	0	1	0	1	24			
01	JEAN, Derric		4-10	2-4	2-2	0	0	0	2	12	1	0	0	2	23			
03	WALKER, Luke		0-0	0-0	0-0	0	1	1	2	0	0	0	0	0	2			
04	LUCKETT, LeAntwan		1-4	0-1	0-0	0	1	1	0	2	1	1	0	1	13			
22	WASHINGTON, Jylan		2-4	1-1	0-0	3	3	6	3	5	0	0	1	1	14			
23	ROBINSON, Da'Shawn		0-1	0-0	2-2	0	1	1	1	2	4	1	0	1	15			
	Team					2	1	3										
	Totals		27-62	8-24	18-24	11	20	31	17	80	14	11	2	8	200			
	FG % 1st Half:	16-32	50.0%	2nd half:	11-30	36.7%	Game:	27-62	43.5%								Deadball	
	3FG % 1st Half:	4-10	40.0%	2nd half:	1-14	28.6%	Game:	8-24	33.3%								Rebounds	
	FT % 1st Half:	4-6	66.7%	2nd half:	14-18	77.8%	Game:	18-24	75.0%								4	

Game Box Scores

Ole Miss

Official Basketball Box Score -- Game Totals -- Final Statistics

Ole Miss vs Kentucky

01/02/16 7:00 pm at Rupp Arena - Lexington, KY

SEC

Ole Miss 61 - 10-3, 0-1

#	Player		Total		3-Ptr		Rebounds			PF	TP	A	TO	Blk	Stl	Min
			FG-FGA	FT-FTA	FG-FGA	FT-FTA	Off	Def	Tot							
11	Saiz, Sebastian	f	5-10	0-0	2-3	3	3	6	3	12	0	3	0	1	26	
12	Gielo, Tomasz	f	2-5	1-3	1-2	0	0	0	3	6	1	0	0	0	28	
13	Perez, Anthony	f	2-5	0-1	1-2	1	3	4	3	5	2	0	0	0	22	
01	Newby, Martavious	g	1-2	0-0	3-4	2	3	5	2	5	1	4	0	1	24	
42	Moody, Stefan	g	6-9	2-5	9-9	2	0	2	1	23	1	5	0	0	30	
02	Escobar, J.T.		1-2	0-0	0-1	0	0	0	1	2	0	0	0	0	6	
03	Davis, Terence		0-0	0-0	0-0	0	0	0	0	0	0	0	0	0	2	
05	Hymon, Marcanvis		1-4	0-0	2-4	1	1	2	1	4	0	1	2	0	13	
10	Finley, Sam		0-1	0-0	0-0	0	0	0	0	0	2	0	0	0	3	
14	Brooks, Rasheed		2-7	0-5	0-1	0	0	3	3	4	2	0	1	2	28	
20	Fitzpatrick-Dorsey, D		0-2	0-0	0-0	0	0	0	2	0	0	0	0	0	11	
25	Brutus, Terry		0-3	0-0	0-0	1	2	3	0	0	0	0	0	2	6	
30	Coddington, Jake		0-0	0-0	0-0	0	0	0	0	0	0	0	0	0	1	
Team																
Totals			20-50	3-14	18-26	10	17	27	19	61	7	16	3	6	200	
FG % 1st Half:			6-26	23.1%	2nd half:	14-24	58.3%	Game:	20-50	40.0%						
3FG % 1st Half:			3-10	30.0%	2nd half:	0-4	0.0%	Game:	3-14	21.4%						
FT % 1st Half:			7-11	63.6%	2nd half:	11-15	73.3%	Game:	18-26	69.2%						

Deadball Rebounds 6.1

Kentucky 83 - 11-2, 1-0

#	Player		Total		3-Ptr		Rebounds			PF	TP	A	TO	Blk	Stl	Min
			FG-FGA	FT-FTA	FG-FGA	FT-FTA	Off	Def	Tot							
00	Lee, Marcus	f	6-9	0-0	1-5	3	5	8	2	13	0	0	2	0	28	
22	Poythress, Alex	f	2-5	0-1	2-3	3	6	9	4	6	0	3	0	0	23	
03	Ulis, Tyler	g	8-13	1-6	3-4	1	2	3	3	20	10	3	0	6	38	
13	Briscoe, Isaiah	g	2-8	0-2	2-4	2	3	5	3	6	3	1	0	4	35	
23	Murray, Jamal	g	7-17	4-12	0-0	3	3	6	1	18	3	2	0	1	39	
01	Labissiere, Skal		4-7	0-0	1-2	3	0	3	5	9	0	0	0	0	14	
04	Matthews, Charles		1-1	0-0	1-2	1	0	1	2	3	0	0	0	2	10	
15	Humphries, Isaac		0-1	0-0	0-0	0	0	0	2	0	1	0	0	0	1	
25	Hawkins, Dominique		0-1	0-1	0-0	0	0	0	2	0	1	0	0	0	3	
35	Willis, Derek		3-4	2-3	0-0	1	0	1	1	8	1	2	0	0	9	
Team																
Totals			33-66	7-25	10-20	20	21	41	25	83	18	12	2	13	200	
FG % 1st Half:			17-33	51.5%	2nd half:	16-33	48.5%	Game:	33-66	50.0%						
3FG % 1st Half:			3-11	27.3%	2nd half:	4-14	28.6%	Game:	7-25	28.0%						
FT % 1st Half:			9-17	52.9%	2nd half:	1-3	33.3%	Game:	10-20	50.0%						

Deadball Rebounds 5.1

Officials: Tony Greene, Bryon Jarrett, Terry Moore

Technical fouls: Ole Miss-None. Kentucky-None.

Attendance: 24399

Score by periods

	1st	2nd	Total
Ole Miss	22	39	61
Kentucky	46	37	83

Points UA OM

In Paint 24 34

Off T/O 12 24

2nd Chance 6 16

Fast Break 8 4

Bench 6 7

Last FG - OM 2nd-01:06, UK 2nd-01:36.

Largest lead - OM by 2 1st-17:21, UK by 29 2nd-17:44.

Score tied - 2 times.

Lead changed - 2 times.

Ole Miss

Official Basketball Box Score -- Game Totals -- Final Statistics

Alabama vs Ole Miss

01/07/16 8 PM at Oxford, Miss./The Pavilion at Ole Miss

SEC

Alabama 66 - 9-4, 0-1 SEC

#	Player		Total		3-Ptr		Rebounds			PF	TP	A	TO	Blk	Stl	Min
			FG-FGA	FT-FTA	FG-FGA	FT-FTA	Off	Def	Tot							
03	Kessens, Michael	f	3-5	0-0	4-6	3	4	7	4	10	1	0	0	2	26	
10	Taylor, Jimmie	f	1-4	0-0	0-1	2	0	2	4	2	0	1	1	0	13	
04	Edwards, Arthur	g	6-8	5-6	0-0	0	4	4	4	17	2	5	0	2	35	
05	Coleman, Justin	g	3-9	2-7	0-0	0	1	1	1	8	2	5	0	1	37	
32	Obasohan, Retin	g	8-17	1-6	6-7	0	6	6	4	23	4	5	0	3	39	
01	Norris, Riley		0-2	0-2	2-2	3	1	4	1	2	1	1	1	2	27	
11	Hale, Shannon		1-4	1-4	1-2	0	2	2	1	4	0	2	1	0	15	
35	Hall, Donta		0-0	0-0	0-0	0	2	2	5	0	0	0	4	0	8	
Team																
Totals			22-49	9-25	13-18	8	22	30	24	66	10	19	7	10	200	
FG % 1st Half:			13-26	50.0%	2nd half:	9-23	39.1%	Game:	22-49	44.9%						
3FG % 1st Half:			7-13	53.8%	2nd half:	2-12	16.7%	Game:	9-25	36.0%						
FT % 1st Half:			7-11	63.6%	2nd half:	6-7	85.7%	Game:	13-18	72.2%						

Deadball Rebounds 2

Ole Miss 74 - 11-3, 1-1 SEC

#	Player		Total		3-Ptr		Rebounds			PF	TP	A	TO	Blk	Stl	Min
			FG-FGA	FT-FTA	FG-FGA	FT-FTA	Off	Def	Tot							
11	Saiz, Sebastian	f	8-13	0-0	5-6	7	9	16	4	21	0	1	1	1	38	
12	Gielo, Tomasz	f	4-12	2-5	2-3	0	1	1	2	12	4	1	1	1	36	
01	Newby, Martavious	g	1-4	0-1	1-4	1	2	3	3	4	2	0	2	3	31	
14	Brooks, Rasheed	g	4-8	0-2	2-2	1	3	4	2	10	1	2	0	3	32	
42	Moody, Stefan	g	3-9	2-5	13-16	1	1	2	3	21	2	6	0	0	37	
05	Hymon, Marcanvis		1-3	0-0	0-0	1	0	1	2	2	1	0	0	1	4	
13	Perez, Anthony		1-3	0-2	1-2	1	3	4	1	3	2	1	0	1	18	
20	Fitzpatrick-Dorsey, D		1-3	0-0	0-0	1	1	2	1	2	0	0	0	0	4	
Team																
Totals			23-55	4-15	24-33	15	22	37	18	74	14	13	2	9	200	
FG % 1st Half:			9-27	33.3%	2nd half:	14-28	50.0%	Game:	23-55	41.8%						
3FG % 1st Half:			3-9	33.3%	2nd half:	1-6	16.7%	Game:	4-15	26.7%						
FT % 1st Half:			11-17	64.7%	2nd half:	13-16	81.3%	Game:	24-33	72.7%						

Deadball Rebounds 4

Officials: Pat Adams, Michael Roberts, Darron George

Technical fouls: Alabama-None. Ole Miss-None.

Attendance: 9500

Score by periods

	1st	2nd	Total
Alabama	40	26	66
Ole Miss	32	42	74

Points UA OM

In Paint 24 34

Off T/O 12 24

2nd Chance 6 16

Fast Break 8 4

Bench 6 7

Last FG - UA 2nd-01:05, OM 2nd-01:26.

Largest lead - UA by 9 1st-00:39, OM by 10 1st-10:38.

Score tied - 1 time.

Lead changed - 4 times.

Ole Miss

Official Basketball Box Score -- Game Totals -- Final Statistics

Georgia vs Ole Miss

01/09/16 7:30 PM at Oxford, Miss./The Pavilion at Ole Miss

SEC

Georgia 71 - 8-5, 1-2 SEC

#	Player		Total		3-Ptr		Rebounds			PF	TP	A	TO	Blk	Stl	Min
			FG-FGA	FT-FTA	FG-FGA	FT-FTA	Off	Def	Tot							
01	MATEN, Yante	f	7-15	1-1	5-8	2	7	9	5	20	2	1	1	1	30	
24	KESSLER, Houston	f	0-4	0-1	0-0	2	0	2	2	0	0	1	0	0	20	
01	MANN, Charles	g	3-5	2-2	7-10	0	2	2	4	15	2	5	0	2	29	
12	GAINES, Kenny	g	3-14	2-7	6-8	2	1	3	3	14	2	3	1	1	35	
30	FRAZIER, J.J.	g	3-10	2-5	1-2	2	5	7	2	9	6	1	0	5	36	
00	JACKSON II, William		0-0	0-0	0-0	0	0	0	0	0	0	0	0	0	2	
13	WILDRIDGE, E'Torrian		1-1	0-0	0-0	0	0	0	0	2	0	1	1	0	3	
25	GENO, Kenny Paul		1-3	0-2	0-0	0	2	2	2	0	1	1	0	1	18	
32	EDWARDS, Mike		0-1	0-0	0-0	1	2	3	4	0	0	0	0	0	11	
34	OGBEIDE, Derek		3-5	0-0	3-6	3	7	10	4	9	1	1	1	0	16	
Team																
Totals			21-58	7-18	22-34	13	27	40	26	71	13	15	5	9	200	
FG % 1st Half:			14-34	41.2%	2nd half:	7-24	29.2%	Game:	21-58	36.2%						
3FG % 1st Half:			5-10	50.0%	2nd half:	2-8	25.0%	Game:	7-18	38.9%						
FT % 1st Half:			11-12	91.7%	2nd half:	11-22	50.0%	Game:	22-34	64.7%						

Deadball Rebounds 4.1

Ole Miss 72 - 13-3, 2-1 SEC

#	Player		Total		3-Ptr		Rebounds			PF	TP	A	TO	Blk	Stl	Min
			FG-FGA	FT-FTA	FG-FGA	FT-FTA	Off	Def	Tot							
05	Hymon, Marcanvis	f	2-4	0-0	2-3	0	1	1	4	6	0	0	1	1	12	
11	Saiz, Sebastian	f	5-8	0-0	4-4	3	7	10	3	14	1	2	1	3	32	
01	Newby, Martavious	g	1-5	0-0	0-0	4	6	10	4	2	0	3	0	2	31	
14	Brooks, Rasheed	g	5-14	3-8	1-2	2	8	10	3	14	3	1	0	0	37	
42	Moody, Stefan	g	6-17	2-8	15-18	2	2	4	3	29	7	5	0	3	38	
02	Escobar, J.T.		0-0	0-0	0-0	0	0	0	0	0						

GAME BOX SCORES

Official Basketball Box Score -- Game Totals -- Final Statistics
Florida vs Ole Miss
1/16/16 7 PM at Oxford, Miss./The Pavilion at Ole Miss

Florida 80 • 11-6, 3-2 SEC

#	Player	Total		3-Ptr		Rebounds			PF	TP	A	TO	Blk	Stl	Min
		FG-FGA	FG-FGA	FT-FTA	FT-FTA	Off	Def	Tot							
10	Finney-Smith, Dorian	f	3-5	2-3	9-11	1	9	10	3	17	4	2	0	0	38
24	Leon, Justin	f	2-6	2-5	0-0	1	2	3	1	6	0	2	0	1	21
15	Egbunu, John	c	5-8	0-0	0-5	3	4	7	2	10	1	3	3	0	26
04	Allen, KeVaughn	g	9-11	6-7	3-4	1	5	6	1	27	2	4	0	1	35
11	Chiozza, Chris	g	0-5	0-2	2-2	0	1	1	3	2	9	1	0	1	23
00	Hill, Kasey		3-9	1-3	4-5	1	1	2	2	11	1	2	0	2	23
02	Francis-Ramirez, B.		0-0	0-0	0-0	0	0	0	1	0	0	0	0	0	2
03	Robinson, Devin		1-3	0-0	3-4	1	2	3	3	5	1	0	1	0	18
13	Hayes, Kevarrus		1-2	0-0	0-0	1	2	3	2	2	0	1	0	0	14
Team						1	3	4							
Totals			24-49	11-20	21-31	10	29	39	18	80	18	16	4	5	200
FG % 1st Half:		18-29	62.1%	2nd half:	6-20	30.0%	Game:	24-49	49.0%	Deadball Rebounds					
3FG % 1st Half:		8-14	57.1%	2nd half:	3-6	50.0%	Game:	11-20	55.0%						
FT % 1st Half:		5-6	83.3%	2nd half:	16-25	64.0%	Game:	21-31	67.7%						

Ole Miss 71 • 12-5, 2-3 SEC

#	Player	Total		3-Ptr		Rebounds			PF	TP	A	TO	Blk	Stl	Min
		FG-FGA	FG-FGA	FT-FTA	FT-FTA	Off	Def	Tot							
11	Saiz, Sebastian	f	7-13	0-0	3-5	3	3	6	1	17	0	1	4	2	35
12	Gielo, Tomasz	f	3-10	0-2	1-1	1	2	3	4	7	3	1	1	0	26
13	Perez, Anthony	f	0-2	0-2	0-0	0	1	1	2	0	2	1	0	0	18
14	Brooks, Rasheed	g	5-9	2-4	2-2	0	8	8	4	14	2	0	0	1	36
42	Moody, Stefan	g	6-15	3-10	7-10	0	3	3	3	22	1	6	0	4	34
01	Newby, Martavious		0-2	0-1	0-0	0	0	0	1	0	2	0	0	0	13
03	Davis, Terence		2-3	0-1	2-4	1	0	1	5	6	0	0	1	2	11
05	Hymon, Marcanvis		1-1	0-0	1-4	0	3	3	1	3	0	0	1	0	12
10	Finley, Sam		0-0	0-0	0-0	0	0	0	0	0	0	0	0	0	1
20	Fitzpatrick-Dorsey, D		1-1	0-0	0-0	0	0	0	0	2	1	1	0	2	14
Team						3	1	4							
Totals			25-56	5-20	16-26	8	21	29	21	71	11	10	7	11	200
FG % 1st Half:		10-26	38.5%	2nd half:	15-30	50.0%	Game:	25-56	44.6%	Deadball Rebounds					
3FG % 1st Half:		2-11	18.2%	2nd half:	3-9	33.3%	Game:	5-20	25.0%						
FT % 1st Half:		8-13	61.5%	2nd half:	8-13	61.5%	Game:	16-26	61.5%						

Officials: Joe Lindsay, CJ Washington, Marc Ellard
Technical fouls: Florida-None. Ole Miss-None.
Attendance: 9333

Score by periods	1st	2nd	Total
Florida	49	31	80
Ole Miss	30	41	71

Last FG - UF 2nd-03:59, OM 2nd-00:11.
Largest lead - UF by 21 2nd-18:55, OM None.Score tied - 0 times.
Lead changed - 0 times.

Points	In	Off	2nd	Fast	Bench
UF	24	17	7	4	18
OM	34	18	7	6	11

Official Basketball Box Score -- Game Totals -- Final Statistics
Ole Miss vs Mississippi State
01-23-16 1 p.m. at Starkville, Miss. (Humphrey Coliseum)

Ole Miss 77 • 12-7, 2-5

#	Player	Total		3-Ptr		Rebounds			PF	TP	A	TO	Blk	Stl	Min
		FG-FGA	FG-FGA	FT-FTA	FT-FTA	Off	Def	Tot							
05	Hymon, Marcanvis	f	3-9	0-0	2-4	4	6	10	3	8	1	2	0	0	31
12	Gielo, Tomasz	f	2-7	2-4	0-1	3	5	8	2	6	2	1	1	0	30
13	Perez, Anthony	f	3-10	3-3	5-6	5	5	10	1	14	2	2	0	4	35
14	Brooks, Rasheed	g	8-15	4-7	0-0	0	2	2	3	20	0	0	1	2	34
20	Fitzpatrick-Dorsey, D	g	5-9	0-1	6-6	0	0	0	3	16	4	2	0	1	28
03	Davis, Terence		1-3	1-2	0-0	0	0	0	2	3	1	1	0	1	15
10	Finley, Sam		2-9	0-3	6-6	0	1	1	0	10	3	1	0	1	18
25	Brutus, Terry		0-1	0-0	0-0	1	0	1	1	0	0	1	0	0	9
Team						3	1	4							
Totals			24-63	10-20	19-23	16	20	36	15	77	13	10	2	9	200
FG % 1st Half:		10-32	31.3%	2nd half:	14-31	45.2%	Game:	24-63	38.1%	Deadball Rebounds					
3FG % 1st Half:		7-13	53.8%	2nd half:	3-7	42.9%	Game:	10-20	50.0%						
FT % 1st Half:		11-12	91.7%	2nd half:	8-11	72.7%	Game:	19-23	82.6%						

Mississippi State 83 • 8-10, 1-5

#	Player	Total		3-Ptr		Rebounds			PF	TP	A	TO	Blk	Stl	Min
		FG-FGA	FG-FGA	FT-FTA	FT-FTA	Off	Def	Tot							
20	Gavin Ware	f	5-8	0-0	4-4	2	4	6	1	14	1	3	2	1	34
11	Q Weatherspoon	f	7-10	2-4	2-3	1	5	6	3	18	0	3	0	2	35
14	Malik Newman	g	8-16	7-10	2-2	0	0	0	3	25	2	1	0	1	36
15	IJ Ready	g	1-5	1-2	4-4	0	3	3	4	7	5	1	0	0	24
32	Craig Sword	g	4-7	0-2	2-2	3	5	8	4	10	5	2	0	0	24
01	Fred Thomas		2-5	1-4	1-2	0	4	4	2	6	2	0	1	0	21
04	Johnny Zuppardo		1-3	1-2	0-0	0	1	1	1	3	0	0	0	0	12
35	Aric Holman		0-0	0-0	0-0	0	2	2	0	0	1	0	0	0	4
Team						1	0	1							
Totals			28-54	12-24	15-17	7	24	31	18	83	16	15	5	4	200
FG % 1st Half:		13-24	54.2%	2nd half:	15-30	50.0%	Game:	28-54	51.9%	Deadball Rebounds					
3FG % 1st Half:		4-10	40.0%	2nd half:	8-14	57.1%	Game:	12-24	50.0%						
FT % 1st Half:		6-7	85.7%	2nd half:	9-10	90.0%	Game:	15-17	88.2%						

Officials: Anthony Jordan, Olandis Poole, Patrick Evans
Technical fouls: Ole Miss-Davis, Terence. Mississippi State-Malik Newman.
Attendance: 8932

Score by periods	1st	2nd	Total
Ole Miss	38	39	77
Mississippi State	36	47	83

Last FG - OM 2nd-00:05, MS 2nd-00:13.
Largest lead - OM by 8 1st-01:12, MS by 12 2nd-03:06.Score tied - 8 times.
Lead changed - 13 times.

Points	In	Off	2nd	Fast	Bench
OM	28	18	7	4	13
MS	28	14	8	6	9

Official Basketball Box Score -- Game Totals -- Final Statistics
South Carolina vs Ole Miss
1/19/16 6 PM at Oxford, Miss./The Pavilion at Ole Miss

South Carolina 77 • 17-1, 4-1 SEC

#	Player	Total		3-Ptr		Rebounds			PF	TP	A	TO	Blk	Stl	Min
		FG-FGA	FG-FGA	FT-FTA	FT-FTA	Off	Def	Tot							
14	CHATKEVICIUS, L.	f	5-9	0-0	7-7	5	5	10	3	17	0	0	1	1	35
24	CARRERA, Michael	f	6-8	0-0	7-8	3	6	9	2	19	2	2	0	0	30
25	KACINAS, Mindaugas	f	5-6	0-0	0-0	2	5	7	0	10	0	1	1	0	29
00	THORNWELL, Sindarius	g	1-15	0-3	3-8	0	2	2	3	5	6	3	0	1	41
15	DOZIER, PJ	g	2-7	0-3	2-6	1	3	4	2	6	3	4	1	0	19
01	STROMAN, Marcus		0-1	0-0	0-0	0	1	1	4	0	2	1	0	2	15
04	GREGORY, Jamall		1-1	0-0	2-2	0	5	5	4	4	2	0	0	0	18
10	NOTICE, Duane		5-13	4-8	0-0	0	0	0	2	14	1	2	0	0	27
20	MCKIE, Justin		0-1	0-0	0-0	0	0	0	0	0	0	2	0	0	4
30	SILVA, Chris		1-1	0-0	0-0	0	1	1	4	2	0	0	0	0	7
Team						7	3	10							
Totals			26-62	4-14	21-31	18	31	49	24	77	16	15	3	4	225
FG % 1st Half:		12-31	38.7%	2nd half:	12-27	44.4%	OT:	2-4	50.0%	Game:	26-62	41.9%	Deadball Rebounds		
3FG % 1st Half:		1-7	14.3%	2nd half:	2-5	40.0%	OT:	1-2	50.0%	Game:	4-14	28.6%			
FT % 1st Half:		4-7	57.1%	2nd half:	11-17	64.7%	OT:	6-7	85.7%	Game:	21-31	67.7%			

Ole Miss 74 • 12-6, 2-4 SEC

#	Player	Total		3-Ptr		Rebounds			PF	TP	A	TO
---	--------	-------	--	-------	--	----------	--	--	----	----	---	----

GAME BOX SCORES



Official Basketball Box Score -- Game Totals -- Final Statistics
Ole Miss vs Kansas State
01/30/16 1:05 p.m. CT at Manhattan, Kan. - Bramlage Coliseum



Ole Miss 64 • 13-8

##	Player	Total		3-Ptr		Rebounds			PF	TP	A	TO	Blk	Stl	Min
		FG	FGA	FT	FTA	Off	Def	Tot							
05	Hymon,Marcanvis	f	2-6	0-0	4-4	3	1	4	5	8	1	2	0	2	20
12	Gielo,Tomasz		1-8	1-4	2-2	1	2	3	1	5	2	1	0	1	23
13	Perez,Anthony	f	5-8	3-4	0-0	2	0	2	4	13	1	3	0	1	23
14	Brooks,Rasheed		3-11	0-5	1-2	0	2	2	4	7	2	1	0	1	31
42	Moody,Stefan	g	3-6	3-6	1-3	0	1	1	2	10	5	3	0	1	29
01	Newby,Martavious		0-3	0-0	0-0	0	1	1	2	0	0	1	0	0	12
03	Davis,Terence		2-4	0-0	0-0	1	3	4	0	4	0	0	0	1	14
10	Finley,Sam		2-4	0-0	2-4	0	4	4	2	6	0	1	0	1	8
25	Fitzpatrick-Dorsey,D		3-3	0-0	2-2	0	2	2	2	8	2	5	0	0	21
26	Brutus,Terry		0-2	0-0	0-0	0	1	1	1	0	0	0	0	0	14
30	Coddington,Jake		1-1	1-1	0-0	0	0	0	1	3	0	0	0	0	5
Team						3	2	5							
Totals			22-56	8-20	12-17	10	19	29	24	64	13	17	0	8	200
FG % 1st Half:		11-25	44.0%	2nd half:	11-31	35.5%	Game:		22-56	39.3%	Deadball				
3FG % 1st Half:		7-14	50.0%	2nd half:	1-6	16.7%	Game:		8-20	40.0%	Rebounds				
FT % 1st Half:		7-9	77.8%	2nd half:	5-8	62.5%	Game:		12-17	70.6%	2.1				

Kansas State 69 • 13-8

##	Player	Total		3-Ptr		Rebounds			PF	TP	A	TO	Blk	Stl	Min
		FG	FGA	FT	FTA	Off	Def	Tot							
32	WADE, Dean	f	2-4	0-0	2-5	2	2	4	4	6	0	2	0	0	19
41	HURT, Stephen		3-7	0-1	4-7	1	2	3	1	10	0	0	1	2	16
03	STOKES, Kamau	g	0-1	0-1	0-0	0	0	0	0	0	1	1	0	0	8
14	EDWARDS, Justin		4-9	1-5	1-2	1	3	4	2	10	2	4	1	3	30
15	IWUNDU, Wesley	g	4-6	0-1	3-4	1	5	6	2	11	3	5	1	0	34
01	ERVIN II, Caribe		3-7	1-5	0-0	1	2	3	2	7	4	1	0	0	24
04	JOHNSON, D.J.		4-5	0-0	6-6	2	5	7	1	14	0	4	1	2	24
05	BROWN, Barry		2-8	1-6	2-4	1	0	1	3	7	0	0	0	0	24
12	SCHOEN, Mason		0-0	0-0	0-0	0	0	0	0	0	0	0	0	0	0+
13	WINTER, Zach		0-0	0-0	0-0	0	0	0	0	0	0	0	0	0	0+
23	FREEMAN, Ron		0-0	0-0	0-0	0	0	0	0	0	0	1	0	0	0+
33	ROHLEDER, Brian		0-0	0-0	0-0	0	0	0	0	0	0	0	0	0	0+
35	BUDKE, Austin		1-3	0-0	2-2	1	5	6	3	4	3	0	0	1	21
Team						0	2	2							
Totals			23-50	3-19	20-30	10	26	36	18	69	13	18	4	8	200
FG % 1st Half:		13-26	50.0%	2nd half:	10-24	41.7%	Game:		23-50	46.0%	Deadball				
3FG % 1st Half:		2-8	25.0%	2nd half:	1-11	9.1%	Game:		3-19	15.8%	Rebounds				
FT % 1st Half:		10-13	76.9%	2nd half:	10-17	58.8%	Game:		20-30	66.7%	7.1				

Officials: Gary Maxwell, Darron George, Marques Pettigrew
Technical fouls: Ole Miss-Perez,Anthony, Kansas State-None.
Attendance: 12528
Third annual Big 12/SEC Challenge presented by Sonic

Score by periods	1st	2nd	Total
Ole Miss	36	28	64
Kansas State	38	31	69

Last FG - OM 2nd-00:09, KS 2nd-06:34.
Largest lead - OM by 5 1st-06:30, KS by 18 2nd-08:13.

Score tied - 3 times.
Lead changed - 6 times.



Official Basketball Box Score -- Game Totals -- Final Statistics
Ole Miss vs Mizzou
2-3-16 8:05 p.m. at Columbia, Mo. // Mizzou Arena



Ole Miss 76 • 14-8, 4-5

##	Player	Total		3-Ptr		Rebounds			PF	TP	A	TO	Blk	Stl	Min
		FG	FGA	FT	FTA	Off	Def	Tot							
01	Newby,Martavious	*	0-2	0-1	2-2	4	2	6	2	2	5	3	0	1	31
05	Hymon,Marcanvis	*	3-4	0-0	2-2	1	6	7	4	8	0	2	3	2	27
13	Perez,Anthony	*	1-5	1-3	3-4	1	2	3	3	6	0	1	0	0	18
14	Brooks,Rasheed	*	5-13	4-8	1-2	1	4	5	2	15	2	3	0	3	35
42	Moody,Stefan	*	6-18	5-12	6-7	1	7	8	3	23	5	5	0	3	38
03	Davis,Terence		0-0	0-0	0-0	0	0	0	0	0	0	0	0	0	2
12	Gielo,Tomasz		6-8	4-6	0-0	0	3	3	3	16	4	1	1	1	28
25	Fitzpatrick-Dorsey,D		0-1	0-1	4-5	2	0	2	1	4	0	2	0	1	12
30	Coddington,Jake		1-1	0-0	0-0	1	1	2	3	2	0	0	0	0	9
Team						0	0	0							
Totals			22-52	14-31	18-22	11	25	36	21	76	16	17	4	11	200
FG % 1st Half:		12-28	42.9%	2nd half:	10-24	41.7%	Game:		22-52	42.3%	Deadball				
3FG % 1st Half:		8-18	44.4%	2nd half:	6-13	46.2%	Game:		14-31	45.2%	Rebounds				
FT % 1st Half:		3-5	60.0%	2nd half:	15-17	88.2%	Game:		18-22	81.8%	1				

Mizzou 73 • 8-14, 1-8

##	Player	Total		3-Ptr		Rebounds			PF	TP	A	TO	Blk	Stl	Min
		FG	FGA	FT	FTA	Off	Def	Tot							
01	PHILLIPS	*	4-7	3-3	3-4	0	2	2	4	14	4	1	0	5	24
12	WRIGHT	*	3-10	3-6	3-4	0	8	8	2	12	2	1	1	0	30
15	CLARK	*	4-7	2-3	10-10	1	3	4	2	20	5	6	0	3	34
24	PURYEAR	*	4-11	0-1	1-2	2	3	5	2	9	0	1	0	0	28
44	ROSBURG	*	1-2	0-0	0-3	2	1	3	4	2	2	0	1	0	33
04	ISABELL		0-1	0-1	0-0	0	0	0	0	0	0	0	0	0	3
05	ALLEN		0-0	0-0	0-0	0	1	1	1	0	0	0	0	0	4
10	WALTON		2-5	0-1	0-0	1	1	2	1	4	1	1	0	0	11
23	GANT		0-1	0-0	0-0	1	1	2	1	0	0	2	2	2	10
25	WOODS		1-1	0-0	0-1	1	0	1	3	2	0	0	0	0	7
33	VANLEER		3-7	2-6	2-2	0	1	1	2	10	0	1	0	2	16
Team						2	1	3							
Totals			22-52	10-21	19-26	10	22	32	22	73	14	13	4	12	200
FG % 1st Half:		9-26	34.6%	2nd half:	13-26	50.0%	Game:		22-52	42.3%	Deadball				
3FG % 1st Half:		3-12	25.0%	2nd half:	7-9	77.8%	Game:		10-21	47.6%	Rebounds				
FT % 1st Half:		9-13	69.2%	2nd half:	10-13	76.9%	Game:		19-26	73.1%	2				

Officials: Karl Hess, Joe Lindsay, Ted Valentine
Technical fouls: Ole Miss-None, Mizzou-None.
Attendance: 4734

Score by periods	1st	2nd	Total
Ole Miss	35	41	76
Mizzou	30	43	73

Last FG - OM 2nd-00:56, MU-M 2nd-01:05.
Largest lead - OM by 10 2nd-18:38, MU-M by 5 2nd-01:50.

Points	In	Off	2nd	Fast	Bench
OM	8	14	13	2	22
MU-M	22	18	7	9	16

Score tied - 4 times.
Lead changed - 13 times.



2015-16 Ole Miss Rebel Basketball
Ole Miss Combined Team Statistics (as of Feb 03, 2016)
All games



RECORD:	OVERALL	HOME	AWAY	NEUTRAL
ALL GAMES	14-8	8-2	5-4	1-2
CONFERENCE	4-5	3-2	1-3	0-0
NON-CONFERENCE	10-3	5-0	4-1	1-2

#	Player	gp-gs	min	avg	Total	3-Point	F-Throw	Rebounds				pf	dq	a	to	blk	stl	pts	avg
					fg-fga	fg%	3fg-fga	3fg%	ft-fa	ft%	off	def	tot	avg					
42	Moody,Stefan	21-21	734	35.0	142-331	.429	66-170	.388	144-171	.842	19	49	68	3.2	41	0	87	75	23.5
11	Saiz,Sebastian	17-16	509	29.9	82-154	.532	2-7	.286	51-78	.654	55	112	167	9.8	51	0	10	22	12.8
14	Brooks,Rasheed	22-18	637	29.0	75-184	.408	33-105	.314	19-31	.613	12	57	69	3.1	48	0	43	7	9.2
12	Gielo,Tomasz	22-17	548	24.9	63-181	.348	31-95	.326	24-29	.828	15	65	80	3.6	57	2	38	24	8.2
13	Perez,Anthony	21-13	510	24.3	49-121	.405	18-52	.346	29-45	.644	33	53	86	4.1	61	3	24	1	6.9
05	Hymon,Marcanvis	22-8	405	18.4	52-105	.495	0-0	.000	33-59	.559	46	71	117	5.3	58	3	13	17	6.2
10	Finley,Sam	16-3	212	13.3	27-74	.365	2-18	.111	30-45	.667	5	23	28	1.8	16	0	9	1	5.4
01	Newby,Martavious	20-12	528	26.4	27-75	.360	4-20	.200	36-56	.643	43	56	99	5.0	46	0	38	36	4.7
20	Fitzpatrick-Dorsey,D	11-1	137	12.5	17-30	.567	0-2	.000	13-15	.867	6	8	14	1.3	11	0	14	12	4.3
03	Davis,Terence	12-0	85	7.1	8-18	.444	1-6	.167	5-9	.556	4	6	10	0.8	16	1	4	3	1.8
02	Escobar,J.T.	13-0	77	5.9	7-20	.350	3-14	.214	3-5	.600	0	2	2	0.2	8	0	6	8	1.5
30	Coddington,Jake	8-0	18	2.3	2-2	1.000	1-1	1.000	0-0	.000	1	1	2	0.3	4	0	0	0	0.6
25	Brutus,Terry	7-1	50	7.1	2-8	.250	0-0	.000	0-0	.000	2	4	6	0.9	6	0	0	2	0.6
Team											38	44	82				5		
Total.....		22	4450		553-1303	.424	161-490	.329	387-543	.713	279	551	830	37.7	423	9	286	269	75.2
Opponents.....		22	4450		534-1247	.428	171-470	.364	347-513	.676	248	535	783	35.6	457	-	320	313	72.1

TEAM STATISTICS	OM	OPP	Date	Opponent	Score	Att.
SCORING	1654	1586	11/13/15	NORTHWESTERN STATE	w 90-76	6386
Points per game	75.2	72.1	11/16/15	GEORGIA SOUTHERN	w 82-72	5499
Scoring margin	+3.1	-	11/19/15	vs George Mason	L 62-68	1760
FIELD GOALS-ATT	553-1303	534-1247	11/20/15	vs Towson	w 76-60	1220
Field goal pct	.424	.428	11/22/15	vs Seton Hall	L 63-75	1553
3 POINT FG-ATT	161-490	171-470	11/25/15	GEORGIA STATE	w 68-59	5550
3-point FG pct	.329	.364	11-28-15	at Bradley	w 67-54	5603
3-pt FG made per game	7.3	7.8	& 12/05/15	at Massachusetts	w 74-64	3765
FREE THROWS-ATT	387-543	347-513	12-12-15	at Southeast Missouri	w 75-64	2325
Free throw pct	.713	.676	12/15/15	LOUISIANA TECH	w 99-80	5606
F-Throws made per game	17.6	15.8	12/18/15	at Memphis	w 85-79	14529
REBOUNDS	830	783	12/22/15	TROY	Wot 83-80	9289
Rebounds per game	37.7	35.6	* 01/02/16	at Kentucky	L 61-83	24399
Rebounding margin	+2.1	-	* 01/07/16	ALABAMA	w 74-66	9500
ASSISTS	286	320	* 01/09/16	GEORGIA	w 72-71	9487
Assists per game	13.0	14.5	* 01/13/15	at LSU	L 81-90	12133
TURNOVERS	269	313	* 1/16/16	FLORIDA	L 71-80	9333
Turnovers per game	12.2	14.2	* 1/19/16	SOUTH CAROLINA	Lot 74-77	7427
Turnover margin	+2.0	-	* 01-23-16	at Mississippi State	L 77-83	8932
Assist/turnover ratio	1.1	1.0	* 1/27/16	AUBURN	w 80-63	8057
STEALS	178	147	01/30/16	at Kansas State	L 64-69	12528
Steals per game	8.1	6.7	* 2-3-16	at Mizzou	w 76-73	4734
BLOCKS	72	86				
Blocks per game	3.3	3.9				
ATTENDANCE	76134	93481				
Home games-Avg/Game	10-7613	9-9883				
Neutral site-Avg/Game	-	3-1511				

* = Conference game

Score by Periods	1st	2nd	OT	Totals
Ole Miss	794	842	18	1654
Opponents	760	808	18	1586



2015-16 Ole Miss Rebel Basketball
Ole Miss Combined Team Statistics (as of Feb 03, 2016)
Conference games



RECORD:	OVERALL	HOME	AWAY	NEUTRAL
ALL GAMES	4-5	3-2	1-3	0-0
CONFERENCE	4-5	3-2	1-3	0-0
NON-CONFERENCE	0-0	0-0	0-0	0-0

#	Player	gp-gs	min	avg	Total		3-Point		F-Throw		Rebounds								pts	avg		
					fg-fga	fg%	3fg-fga	3fg%	ft-fa	ft%	off	def	tot	avg	pf	dq	a	to			blk	stl
42	Moody,Stefan	8-8	285	35.6	52-113	.460	30-72	.417	65-78	.833	7	22	29	3.6	19	0	30	34	1	13	199	24.9
11	Saiz,Sebastian	5-5	166	33.2	29-55	.527	0-1	.000	19-26	.731	19	26	45	9.0	15	0	2	7	6	9	77	15.4
14	Brooks,Rasheed	9-8	299	33.2	39-107	.364	19-60	.317	8-13	.615	7	39	46	5.1	23	0	17	10	3	17	105	11.7
12	Gielo,Tomasz	9-6	225	25.0	24-72	.333	13-39	.333	5-8	.625	5	17	22	2.4	25	1	19	6	5	5	66	7.3
13	Perez,Anthony	9-7	237	26.3	20-50	.400	9-24	.375	16-26	.615	14	27	41	4.6	25	1	12	11	0	9	65	7.2
05	Hymon,Marcanvis	9-4	178	19.8	20-45	.444	0-0	.000	20-41	.488	17	27	44	4.9	25	0	4	9	12	5	60	6.7
20	Fitzpatrick-Dorsey,D	9-1	113	12.6	14-26	.538	0-2	.000	11-13	.846	4	6	10	1.1	9	0	11	7	0	7	39	4.3
01	Newby,Martavious	7-5	189	27.0	6-20	.300	1-6	.167	8-12	.667	15	20	35	5.0	18	0	15	17	0	6	21	3.0
03	Davis,Terence	6-0	57	9.5	5-11	.455	1-5	.200	5-9	.556	2	2	4	0.7	11	1	4	2	1	3	16	2.7
10	Finley,Sam	4-0	24	6.0	2-10	.200	0-3	.000	6-6	1.000	0	1	1	0.3	0	0	3	3	0	1	10	2.5
02	Escobar,J.T.	4-0	9	2.3	2-4	.500	0-1	.000	0-1	.000	0	0	0	0.0	3	0	0	0	0	0	4	1.0
30	Coddington,Jake	3-0	11	3.7	1-1	1.000	0-0	.000	0-0	.000	1	1	2	0.7	3	0	0	0	0	0	2	0.7
25	Brutus,Terry	5-1	32	6.4	1-5	.200	0-0	.000	0-0	.000	2	3	5	1.0	5	0	0	2	0	2	2	0.4
Team											15	18	33				1					
Total.....		9	1825		215-519	.414	73-213	.343	163-233	.700	108	209	317	35.2	181	3	117	109	28	77	666	74.0
Opponents.....		9	1825		226-498	.454	78-191	.408	156-230	.678	105	225	330	36.7	192	-	142	129	36	63	686	76.2

TEAM STATISTICS	OM	OPP
SCORING	666	686
Points per game	74.0	76.2
Scoring margin	-2.2	-
FIELD GOALS-ATT	215-519	226-498
Field goal pct	.414	.454
3 POINT FG-ATT	73-213	78-191
3-point FG pct	.343	.408
3-pt FG made per game	8.1	8.7
FREE THROWS-ATT	163-233	156-230
Free throw pct	.700	.678
F-Throws made per game	18.1	17.3
REBOUNDS	317	330
Rebounds per game	35.2	36.7
Rebounding margin	-1.4	-
ASSISTS	117	142
Assists per game	13.0	15.8
TURNOVERS	109	129
Turnovers per game	12.1	14.3
Turnover margin	+2.2	-
Assist/turnover ratio	1.1	1.1
STEALS	77	63
Steals per game	8.6	7.0
BLOCKS	28	36
Blocks per game	3.1	4.0
ATTENDANCE	43804	50198
Home games-Avg/Game	5-8761	4-12550
Neutral site-Avg/Game	-	0-0

Date	Opponent		Score	Att.
* 01/02/16	at Kentucky	L	61-83	24399
* 01/07/16	ALABAMA	W	74-66	9500
* 01/09/16	GEORGIA	W	72-71	9487
* 01/13/15	at LSU	L	81-90	12133
* 1/16/16	FLORIDA	L	71-80	9333
* 1/19/16	SOUTH CAROLINA	Lot	74-77	7427
* 01-23-16	at Mississippi State	L	77-83	8932
* 1/27/16	AUBURN	W	80-63	8057
* 2-3-16	at Mizzou	W	76-73	4734

* = Conference game

Score by Periods	1st	2nd	OT	Totals
Ole Miss	303	355	8	666
Opponents	344	331	11	686



2015-16 Ole Miss Rebel Basketball
Ole Miss Team Game-by-Game (as of Feb 03, 2016)
All games



TEAM STATISTICS

			Total		3-Pointers		Free throws		Rebounds											
Opponent	Date	Score	fg-fga	pct	3fg-fga	pct	ft-fa	pct	off	def	tot	avg	pf	a	t/o	blk	stl	pts	avg	
NORTHWESTERN STATE	11/13/15	90-76	W	29-61	.475	8-26	.308	24-28	.857	12	32	44	44.0	17	16	11	5	8	90	90.0
GEORGIA SOUTHERN	11/16/15	82-72	W	20-55	.364	2-14	.143	40-53	.755	15	35	50	47.0	20	9	10	5	5	82	86.0
vs George Mason	11/19/15	62-68	L	23-66	.348	6-25	.240	10-13	.769	10	19	29	41.0	15	10	4	4	9	62	78.0
vs Towson	11/20/15	76-60	W	29-52	.558	9-19	.474	9-11	.818	9	25	34	39.2	11	13	13	4	5	76	77.5
vs Seton Hall	11/22/15	63-75	L	24-63	.381	5-21	.238	10-20	.500	18	21	39	39.2	16	11	12	3	6	63	74.6
GEORGIA STATE	11/25/15	68-59	W	21-44	.477	6-16	.375	20-24	.833	10	29	39	39.2	19	12	15	1	5	68	73.5
at Bradley	11-28-15	67-54	W	24-59	.407	4-16	.250	15-22	.682	17	21	38	39.0	18	12	18	5	12	67	72.6
at Massachusetts	12/05/15	74-64	W	26-56	.464	5-19	.263	17-24	.708	13	27	40	39.1	19	14	13	3	9	74	72.8
at Southeast Missouri	12-12-15	75-64	W	26-75	.347	7-29	.241	16-21	.762	19	34	53	40.7	19	10	10	2	7	75	73.0
LOUISIANA TECH	12/15/15	99-80	W	37-65	.569	12-26	.462	13-19	.684	11	25	36	40.2	20	17	11	4	8	99	75.6
at Memphis	12/18/15	85-79	W	27-62	.435	8-18	.444	23-38	.605	14	28	42	40.4	27	15	10	4	10	85	76.5
TROY	12/22/15	83-80	Wot	30-70	.429	8-28	.286	15-20	.750	13	27	40	40.3	17	17	16	4	9	83	77.0
at Kentucky	01/02/16	61-83	L	20-50	.400	3-14	.214	18-26	.692	10	17	27	39.3	19	7	16	3	6	61	75.8
ALABAMA	01/07/16	74-66	W	23-55	.418	4-15	.267	24-33	.727	15	22	37	39.1	18	14	13	2	9	74	75.6
GEORGIA	01/09/16	72-71	W	21-58	.362	6-20	.300	24-35	.686	12	32	44	39.5	22	12	14	2	11	72	75.4
at LSU	01/13/15	81-90	L	28-62	.452	11-28	.393	14-21	.667	10	21	31	38.9	23	14	11	1	5	81	75.8
FLORIDA	1/16/16	71-80	L	25-56	.446	5-20	.250	16-26	.615	8	21	29	38.4	21	11	10	7	11	71	75.5
SOUTH CAROLINA	1/19/16	74-77	Lot	24-61	.393	10-33	.303	16-27	.593	12	25	37	38.3	25	16	10	4	10	74	75.4
at Mississippi State	01-23-16	77-83	L	24-63	.381	10-20	.500	19-23	.826	16	20	36	38.2	15	13	10	2	9	77	75.5
AUBURN	1/27/16	80-63	W	28-62	.452	10-32	.313	14-20	.700	14	26	40	38.2	17	14	8	3	5	80	75.7
at Kansas State	01/30/16	64-69	L	22-56	.393	8-20	.400	12-17	.706	10	19	29	37.8	24	13	17	0	8	64	75.1
at Mizzou	2-3-16	76-73	W	22-52	.423	14-31	.452	18-22	.818	11	25	36	37.7	21	16	17	4	11	76	75.2
Ole Miss		1654		553-1303	.424	161-490	.329	387-543	.713	279	551	830	37.7	423	286	269	72	178	1654	75.2
Opponents		1586		534-1247	.428	171-470	.364	347-513	.676	248	535	783	35.6	457	320	313	86	147	1586	72.1

Games played: 22
Points/game: 75.2
FG Pct: 42.4
3FG Pct: 32.9
FT Pct: 71.3

Rebounds/game: 37.7
Assists/game: 13.0
Turnovers/game: 12.2
Assist/turnover ratio: 1.1
Steals/game: 8.1
Blocks/game: 3.3



2015-16 Ole Miss Rebel Basketball
Ole Miss Opponent Game-by-Game (as of Feb 03, 2016)
All games



OPPONENT STATISTICS

Opponent	Date	Score		Total		3-Pointers		Free throws		Rebounds											
				fg-fga	pct	3fg-fga	pct	ft-fia	pct	off	def	tot	avg	pf	a	t/o	blk	stl	pts	avg	
NORTHWESTERN STATE	11/13/15	90-76	W	25-70	.357	8-30	.267	18-21	.857	15	21	36	36.0	22	13	9	1	4	76	76.0	
GEORGIA SOUTHERN	11/16/15	82-72	W	21-67	.313	11-35	.314	19-27	.704	15	28	43	39.5	38	11	12	2	4	72	74.0	
vs George Mason	11/19/15	62-68	L	27-55	.491	6-15	.400	8-10	.800	10	34	44	41.0	13	15	18	7	2	68	72.0	
vs Towson	11/20/15	76-60	W	21-54	.389	9-23	.391	9-10	.900	9	15	24	36.8	13	12	7	3	6	60	69.0	
vs Seton Hall	11/22/15	63-75	L	28-57	.491	8-20	.400	11-18	.611	13	25	38	37.0	17	16	12	7	8	75	70.2	
GEORGIA STATE	11/25/15	68-59	W	21-51	.412	6-13	.462	11-20	.550	6	14	20	34.2	20	14	9	1	3	59	68.3	
at Bradley	11-28-15	67-54	W	19-47	.404	6-19	.316	10-16	.625	9	22	31	33.7	22	10	25	2	10	54	66.3	
at Massachusetts	12/05/15	74-64	W	22-57	.386	8-26	.308	12-24	.500	11	19	30	33.2	19	17	13	1	5	64	66.0	
at Southeast Missouri	12-12-15	75-64	W	21-51	.412	5-15	.333	17-29	.586	5	31	36	33.6	17	14	16	2	7	64	65.8	
LOUISIANA TECH	12/15/15	99-80	W	27-62	.435	8-24	.333	18-24	.750	11	20	31	33.3	17	14	11	2	8	80	67.2	
at Memphis	12/18/15	85-79	W	22-63	.349	9-20	.450	26-37	.703	19	25	44	34.3	27	13	15	13	7	79	68.3	
TROY	12/22/15	83-80	Wot	31-65	.477	6-20	.300	12-17	.706	10	30	40	34.8	22	16	19	5	12	80	69.2	
at Kentucky	01/02/16	61-83	L	33-66	.500	7-25	.280	10-20	.500	20	21	41	35.2	25	18	12	2	13	83	70.3	
ALABAMA	01/07/16	74-66	W	22-49	.449	9-25	.360	13-18	.722	8	22	30	34.9	24	10	19	7	10	66	70.0	
GEORGIA	01/09/16	72-71	W	21-58	.362	7-18	.389	22-34	.647	13	27	40	35.2	26	13	15	5	9	71	70.1	
at LSU	01/13/15	81-90	L	30-54	.556	8-18	.444	22-31	.710	7	28	35	35.2	17	22	11	3	5	90	71.3	
FLORIDA	1/16/16	71-80	L	24-49	.490	11-20	.550	21-31	.677	10	29	39	35.4	18	18	16	4	5	80	71.8	
SOUTH CAROLINA	1/19/16	74-77	Lot	26-62	.419	4-14	.286	21-31	.677	18	31	49	36.2	24	16	15	3	4	77	72.1	
at Mississippi State	01-23-16	77-83	L	28-54	.519	12-24	.500	15-17	.882	7	24	31	35.9	18	16	15	5	4	83	72.7	
AUBURN	1/27/16	80-63	W	20-54	.370	10-26	.385	13-22	.591	12	21	33	35.8	18	15	13	3	1	63	72.2	
at Kansas State	01/30/16	64-69	L	23-50	.460	3-19	.158	20-30	.667	10	26	36	35.8	18	13	18	4	8	69	72.0	
at Mizzou	2-3-16	76-73	W	22-52	.423	10-21	.476	19-26	.731	10	22	32	35.6	22	14	13	4	12	73	72.1	
Opponents		1586		534-1247	.428	171-470	.364	347-513	.676	248	535	783	35.6	457	320	313	86	147	1586	72.1	
Ole Miss		1654		553-1303	.424	161-490	.329	387-543	.713	279	551	830	37.7	423	286	269	72	178	1654	75.2	

Games played: 22
Points/game: 72.1
FG Pct: 42.8
3FG Pct: 36.4
FT Pct: 67.6

Rebounds/game: 35.6
Assists/game: 14.5
Turnovers/game: 14.2
Assist/turnover ratio: 1.0
Steals/game: 6.7
Blocks/game: 3.9



2015-16 Ole Miss Rebel Basketball
Ole Miss Individual Game-by-Game (as of Feb 03, 2016)
All games



#01 Newby, Martavious

Opponent	Date	gs	min	Total		3-Pointers		Free throws		Rebounds				pf	a	t/o	blk	stl	pts	avg		
				fg-fga	pct	3fg-fga	pct	ft-fa	pct	off	def	tot	avg									
NORTHWESTERN STATE	11/13/15	*	31	2-2	1.000	0-0	.000	3-4	.750	1	1	2	2.0	3	4	1	1	0	7	7.0		
GEORGIA SOUTHERN	11/16/15	*	29	2-6	.333	0-1	.000	5-7	.714	4	5	9	5.5	1	1	2	0	1	9	8.0		
vs George Mason	11/19/15	*	27	1-4	.250	1-3	.333	2-4	.500	0	1	1	4.0	3	2	0	0	3	5	7.0		
vs Towson	11/20/15		21	1-4	.250	0-1	.000	0-0	.000	1	3	4	4.0	1	0	2	0	1	2	5.8		
vs Seton Hall	11/22/15		14	0-5	.000	0-2	.000	2-4	.500	1	1	2	3.6	1	1	0	0	1	2	5.0		
GEORGIA STATE	11/25/15		25	0-0	.000	0-0	.000	4-4	1.000	3	2	5	3.8	0	1	4	0	1	4	4.8		
at Bradley	11-28-15	*	31	2-3	.667	0-0	.000	2-2	1.000	3	2	5	4.0	2	2	2	1	2	6	5.0		
at Massachusetts	12/05/15		23	2-3	.667	1-1	1.000	1-2	.500	3	3	6	4.3	4	2	3	0	2	6	5.1		
at Southeast Missouri	12-12-15		31	3-5	.600	1-2	.500	1-3	.333	3	4	7	4.6	2	5	0	0	2	8	5.4		
LOUISIANA TECH	12/15/15	*	28	1-3	.333	0-1	.000	0-0	.000	3	1	4	4.5	3	1	0	1	2	2	5.1		
at Memphis	12/18/15	*	33	2-6	.333	0-1	.000	8-14	.571	3	9	12	5.2	3	3	3	0	3	12	5.7		
TROY	12/22/15	*	34	5-11	.455	0-2	.000	0-0	.000	3	3	6	5.3	3	1	1	0	2	10	6.1		
at Kentucky	01/02/16	*	24	1-2	.500	0-0	.000	3-4	.750	2	3	5	5.2	2	1	4	0	1	5	6.0		
ALABAMA	01/07/16	*	31	1-4	.250	0-1	.000	1-4	.250	1	2	3	5.1	3	4	2	0	2	3	5.8		
GEORGIA	01/09/16	*	31	1-5	.200	0-0	.000	0-0	.000	4	6	10	5.4	4	0	3	0	2	2	5.5		
at LSU	01/13/15	*	28	1-2	.500	0-1	.000	0-0	.000	1	1	2	5.2	4	3	2	0	0	2	5.3		
FLORIDA	1/16/16		13	0-2	.000	0-1	.000	0-0	.000	0	0	0	4.9	1	2	0	0	0	0	5.0		
AUBURN	1/27/16		31	2-3	.667	1-2	.500	2-2	1.000	3	6	9	5.1	2	0	3	0	0	7	5.1		
at Kansas State	01/30/16		12	0-3	.000	0-0	.000	0-0	.000	0	1	1	4.9	2	0	1	0	0	0	4.8		
at Mizzou	2-3-16	*	31	0-2	.000	0-1	.000	2-2	1.000	4	2	6	5.0	2	5	3	0	1	2	4.7		
Totals			12	528		27-75	.360	4-20	.200	36-56	.643	43	56	99	5.0	46	38	36	3	26	94	4.7

Games played: 20
Minutes/game: 26.4
Points/game: 4.7
FG Pct: 36.0
3FG Pct: 20.0
FT Pct: 64.3

Rebounds/game: 5.0
Assists/game: 1.9
Turnovers/game: 1.8
Assist/turnover ratio: 1.1
Steals/game: 1.3
Blocks/game: 0.2



2015-16 Ole Miss Rebel Basketball
Ole Miss Individual Game-by-Game (as of Feb 03, 2016)
All games



#02 Escobar, J.T.

Opponent	Date	gs	min	Total		3-Pointers		Free throws		Rebounds				pf	a	t/o	blk	stl	pts	avg
				fg-fga	pct	3fg-fga	pct	ft-fa	pct	off	def	tot	avg							
NORTHWESTERN STATE	11/13/15		14	0-2	.000	0-2	.000	0-0	.000	0	0	0	0.0	2	2	1	0	1	0	0.0
GEORGIA SOUTHERN	11/16/15		5	0-0	.000	0-0	.000	0-0	.000	0	0	0	0.0	1	0	2	0	0	0	0.0
vs George Mason	11/19/15		16	4-8	.500	3-6	.500	0-0	.000	0	1	1	0.3	0	1	0	0	0	11	3.7
vs Towson	11/20/15		10	0-1	.000	0-1	.000	0-0	.000	0	0	0	0.3	2	1	3	0	0	0	2.8
vs Seton Hall	11/22/15		7	0-2	.000	0-2	.000	0-0	.000	0	0	0	0.2	0	0	1	0	0	0	2.2
GEORGIA STATE	11/25/15		1	0-0	.000	0-0	.000	0-0	.000	0	0	0	0.2	0	0	0	0	0	0	1.8
at Bradley	11-28-15		4	0-0	.000	0-0	.000	0-0	.000	0	0	0	0.1	0	1	1	0	0	0	1.6
at Southeast Missouri	12-12-15		10	1-3	.333	0-2	.000	2-2	1.000	0	1	1	0.3	0	1	0	0	0	4	1.9
LOUISIANA TECH	12/15/15		1	0-0	.000	0-0	.000	1-2	.500	0	0	0	0.2	0	0	0	0	0	1	1.8
at Kentucky	01/02/16		6	1-2	.500	0-0	.000	0-1	.000	0	0	0	0.2	1	0	0	0	0	2	1.8
GEORGIA	01/09/16		2	0-0	.000	0-0	.000	0-0	.000	0	0	0	0.2	0	0	0	0	0	0	1.6
SOUTH CAROLINA	1/19/16		0	0-0	.000	0-0	.000	0-0	.000	0	0	0	0.2	1	0	0	0	0	0	1.5
AUBURN	1/27/16		1	1-2	.500	0-1	.000	0-0	.000	0	0	0	0.2	1	0	0	0	0	2	1.5
Totals		0	77	7-20	.350	3-14	.214	3-5	.600	0	2	2	0.2	8	6	8	0	1	20	1.5

Games played: 13
Minutes/game: 5.9
Points/game: 1.5
FG Pct: 35.0
3FG Pct: 21.4
FT Pct: 60.0

Rebounds/game: 0.2
Assists/game: 0.5
Turnovers/game: 0.6
Assist/turnover ratio: 0.8
Steals/game: 0.1

#03 Davis, Terence

Opponent	Date	gs	min	Total		3-Pointers		Free throws		Rebounds				pf	a	t/o	blk	stl	pts	avg
				fg-fga	pct	3fg-fga	pct	ft-fa	pct	off	def	tot	avg							
GEORGIA SOUTHERN	11/16/15		1	0-0	.000	0-0	.000	0-0	.000	0	0	0	0.0	2	0	0	0	0	0	0.0
vs George Mason	11/19/15		4	0-0	.000	0-0	.000	0-0	.000	0	0	0	0.0	0	0	0	0	0	0	0.0
vs Seton Hall	11/22/15		2	1-1	1.000	0-0	.000	0-0	.000	1	0	1	0.3	0	0	0	0	0	2	0.7
at Bradley	11-28-15		4	0-1	.000	0-0	.000	0-0	.000	0	0	0	0.3	2	0	1	0	0	0	0.5
LOUISIANA TECH	12/15/15		3	0-1	.000	0-1	.000	0-0	.000	0	1	1	0.4	1	0	0	0	0	0	0.4
at Kentucky	01/02/16		2	0-0	.000	0-0	.000	0-0	.000	0	0	0	0.3	0	0	0	0	0	0	0.3
FLORIDA	1/16/16		11	2-3	.667	0-1	.000	2-4	.500	1	0	1	0.4	5	0	0	1	2	6	1.1
SOUTH CAROLINA	1/19/16		25	2-5	.400	0-2	.000	3-5	.600	1	1	2	0.6	3	2	1	0	0	7	1.9
at Mississippi State	01-23-16		15	1-3	.333	1-2	.500	0-0	.000	0	0	0	0.6	2	1	1	0	1	3	2.0
AUBURN	1/27/16		2	0-0	.000	0-0	.000	0-0	.000	0	1	1	0.6	1	1	0	0	0	0	1.8
at Kansas State	01/30/16		14	2-4	.500	0-0	.000	0-0	.000	1	3	4	0.9	0	0	0	0	1	4	2.0
at Mizzou	2-3-16		2	0-0	.000	0-0	.000	0-0	.000	0	0	0	0.8	0	0	0	0	0	0	1.8
Totals		0	85	8-18	.444	1-6	.167	5-9	.556	4	6	10	0.8	16	4	3	1	4	22	1.8

Games played: 12
Minutes/game: 7.1
Points/game: 1.8
FG Pct: 44.4
3FG Pct: 16.7
FT Pct: 55.6

Rebounds/game: 0.8
Assists/game: 0.3
Turnovers/game: 0.3
Assist/turnover ratio: 1.3
Steals/game: 0.3
Blocks/game: 0.1



2015-16 Ole Miss Rebel Basketball
Ole Miss Individual Game-by-Game (as of Feb 03, 2016)
All games



#05 Hymon, Marcanvis

Opponent	Date	gs	min	Total		3-Pointers		Free throws		Rebounds				pf	a	t/o	blk	stl	pts	avg
				fg-fga	pct	3fg-fga	pct	ft-fa	pct	off	def	tot	avg							
NORTHWESTERN STATE	11/13/15		11	1-3	.333	0-0	.000	0-0	.000	3	3	6	6.0	0	0	1	1	1	2	2.0
GEORGIA SOUTHERN	11/16/15		9	2-2	1.000	0-0	.000	0-0	.000	1	1	2	4.0	2	0	0	0	0	4	3.0
vs George Mason	11/19/15		14	2-4	.500	0-0	.000	1-2	.500	2	1	3	3.7	1	1	1	1	1	5	3.7
vs Towson	11/20/15	*	28	10-11	.909	0-0	.000	0-0	.000	2	7	9	5.0	1	0	0	3	0	20	7.8
vs Seton Hall	11/22/15	*	16	0-4	.000	0-0	.000	0-0	.000	3	6	9	5.8	2	0	0	1	0	0	6.2
GEORGIA STATE	11/25/15		26	3-6	.500	0-0	.000	1-2	.500	2	4	6	5.8	3	2	1	0	0	7	6.3
at Bradley	11-28-15		23	1-3	.333	0-0	.000	1-2	.500	2	2	4	5.6	0	1	2	3	2	3	5.9
at Massachusetts	12/05/15		4	0-1	.000	0-0	.000	0-0	.000	1	0	1	5.0	4	0	0	0	1	0	5.1
at Southeast Missouri	12-12-15		22	3-8	.375	0-0	.000	2-2	1.000	5	9	14	6.0	5	1	0	0	2	8	5.4
LOUISIANA TECH	12/15/15		22	6-6	1.000	0-0	.000	2-2	1.000	2	4	6	6.0	3	2	1	3	1	14	6.3
at Memphis	12/18/15		15	2-5	.400	0-0	.000	2-4	.500	3	2	5	5.9	5	0	0	1	2	6	6.3
TROY	12/22/15	*	17	0-1	.000	0-0	.000	0-0	.000	0	4	4	5.8	2	1	0	1	0	0	5.8
at Kentucky	01/02/16		13	1-4	.250	0-0	.000	2-4	.500	1	1	2	5.5	1	0	1	2	0	4	5.6
ALABAMA	01/07/16		4	1-3	.333	0-0	.000	0-0	.000	1	0	1	5.1	2	1	0	0	1	2	5.4
GEORGIA	01/09/16	*	12	2-4	.500	0-0	.000	2-3	.667	0	1	1	4.9	4	0	0	1	1	6	5.4
at LSU	01/13/15		7	0-3	.000	0-0	.000	0-2	.000	1	0	1	4.6	3	0	0	0	0	0	5.1
FLORIDA	1/16/16		12	1-1	1.000	0-0	.000	1-4	.250	0	3	3	4.5	1	0	0	1	0	3	4.9
SOUTH CAROLINA	1/19/16	*	42	3-9	.333	0-0	.000	4-11	.364	3	6	9	4.8	4	0	2	3	1	10	5.2
at Mississippi State	01-23-16	*	31	3-9	.333	0-0	.000	2-4	.500	4	6	10	5.1	3	1	2	0	0	8	5.4
AUBURN	1/27/16		30	6-8	.750	0-0	.000	7-11	.636	6	4	10	5.3	3	2	2	2	0	19	6.1
at Kansas State	01/30/16	*	20	2-6	.333	0-0	.000	4-4	1.000	3	1	4	5.2	5	1	2	0	2	8	6.1
at Mizzou	2-3-16	*	27	3-4	.750	0-0	.000	2-2	1.000	1	6	7	5.3	4	0	2	3	2	8	6.2
Totals		8	405	52-105	.495	0-0	.000	33-59	.559	46	71	117	5.3	58	13	17	26	17	137	6.2

Games played: 22
Minutes/game: 18.4
Points/game: 6.2
FG Pct: 49.5
FT Pct: 55.9

Rebounds/game: 5.3
Assists/game: 0.6
Turnovers/game: 0.8
Assist/turnover ratio: 0.8
Steals/game: 0.8
Blocks/game: 1.2



2015-16 Ole Miss Rebel Basketball
Ole Miss Individual Game-by-Game (as of Feb 03, 2016)
All games



#10 Finley, Sam

Opponent	Date	gs	min	Total		3-Pointers		Free throws		Rebounds				pf	a	t/o	blk	stl	pts	avg
				fg-fga	pct	3fg-fga	pct	ft-fa	pct	off	def	tot	avg							
NORTHWESTERN STATE	11/13/15	*	28	4-10	.400	0-2	.000	8-8	1.000	0	5	5	5.0	3	2	1	0	3	16	16.0
GEORGIA SOUTHERN	11/16/15	*	35	3-9	.333	1-2	.500	5-8	.625	1	1	2	3.5	1	1	2	0	1	12	14.0
vs George Mason	11/19/15	*	24	4-15	.267	0-5	.000	2-2	1.000	2	2	4	3.7	2	1	0	0	0	10	12.7
vs Seton Hall	11/22/15		20	5-8	.625	1-2	.500	0-4	.000	1	1	2	3.3	0	0	2	1	2	11	12.3
GEORGIA STATE	11/25/15		14	0-3	.000	0-2	.000	0-1	.000	0	2	2	3.0	2	0	0	0	1	0	9.8
at Bradley	11-28-15		18	3-6	.500	0-1	.000	3-4	.750	0	1	1	2.7	2	0	2	0	0	9	9.7
at Massachusetts	12/05/15		7	0-1	.000	0-0	.000	1-2	.500	0	1	1	2.4	1	0	2	0	0	1	8.4
at Southeast Missouri	12-12-15		4	0-1	.000	0-0	.000	0-0	.000	1	1	2	2.4	1	0	1	0	0	0	7.4
LOUISIANA TECH	12/15/15		14	2-3	.667	0-0	.000	1-2	.500	0	1	1	2.2	1	1	1	0	0	5	7.1
at Memphis	12/18/15		6	2-2	1.000	0-0	.000	1-2	.500	0	2	2	2.2	1	1	0	0	0	5	6.9
TROY	12/22/15		10	0-2	.000	0-1	.000	1-2	.500	0	1	1	2.1	0	0	0	0	0	1	6.4
at Kentucky	01/02/16		3	0-1	.000	0-0	.000	0-0	.000	0	0	0	1.9	0	0	2	0	0	0	5.8
GEORGIA	01/09/16		2	0-0	.000	0-0	.000	0-0	.000	0	0	0	1.8	0	0	0	0	0	0	5.4
FLORIDA	1/16/16		1	0-0	.000	0-0	.000	0-0	.000	0	0	0	1.6	0	0	0	0	0	0	5.0
at Mississippi State	01-23-16		18	2-9	.222	0-3	.000	6-6	1.000	0	1	1	1.6	0	3	1	0	1	10	5.3
at Kansas State	01/30/16		8	2-4	.500	0-0	.000	2-4	.500	0	4	4	1.8	2	0	1	0	1	6	5.4
Totals		3	212	27-74	.365	2-18	.111	30-45	.667	5	23	28	1.8	16	9	15	1	9	86	5.4

Games played: 16
Minutes/game: 13.3
Points/game: 5.4
FG Pct: 36.5
3FG Pct: 11.1
FT Pct: 66.7

Rebounds/game: 1.8
Assists/game: 0.6
Turnovers/game: 0.9
Assist/turnover ratio: 0.6
Steals/game: 0.6
Blocks/game: 0.1

#11 Saiz, Sebastian

Opponent	Date	gs	min	Total		3-Pointers		Free throws		Rebounds				pf	a	t/o	blk	stl	pts	avg
				fg-fga	pct	3fg-fga	pct	ft-fa	pct	off	def	tot	avg							
NORTHWESTERN STATE	11/13/15	*	29	6-7	.857	0-1	.000	4-4	1.000	3	11	14	14.0	1	0	2	1	1	16	16.0
GEORGIA SOUTHERN	11/16/15	*	31	8-14	.571	0-1	.000	8-11	.727	4	13	17	15.5	4	1	1	3	1	24	20.0
vs George Mason	11/19/15	*	27	3-9	.333	0-0	.000	0-0	.000	3	1	4	11.7	3	0	1	1	0	6	15.3
vs Towson	11/20/15	*	33	2-5	.400	1-1	1.000	1-2	.500	2	7	9	11.0	3	0	3	1	0	6	13.0
vs Seton Hall	11/22/15	*	31	5-9	.556	0-1	.000	1-2	.500	0	4	4	9.6	3	0	1	1	0	11	12.6
GEORGIA STATE	11/25/15	*	26	3-7	.429	0-0	.000	1-2	.500	2	6	8	9.3	4	0	3	1	0	7	11.7
at Bradley	11-28-15	*	34	7-11	.636	0-0	.000	4-8	.500	4	5	9	9.3	4	2	2	0	3	18	12.6
at Massachusetts	12/05/15	*	35	7-12	.583	0-1	.000	2-5	.400	5	7	12	9.6	3	1	1	2	1	16	13.0
at Southeast Missouri	12-12-15	*	26	3-9	.333	0-0	.000	2-3	.667	5	6	11	9.8	2	0	1	2	2	8	12.4
LOUISIANA TECH	12/15/15	*	23	2-2	1.000	0-0	.000	2-4	.500	2	13	15	10.3	4	0	3	0	0	6	11.8
at Memphis	12/18/15	*	23	4-9	.444	1-1	1.000	2-5	.400	3	8	11	10.4	3	3	0	2	3	11	11.7
TROY	12/22/15		25	3-5	.600	0-0	.000	5-6	.833	3	5	8	10.2	2	1	1	2	0	11	11.7
at Kentucky	01/02/16	*	26	5-10	.500	0-0	.000	2-3	.667	3	3	6	9.8	3	0	3	0	1	12	11.7
ALABAMA	01/07/16	*	38	8-13	.615	0-0	.000	5-6	.833	7	9	16	10.3	4	0	1	1	1	21	12.4
GEORGIA	01/09/16	*	32	5-8	.625	0-0	.000	4-4	1.000	3	7	10	10.3	3	1	2	1	3	14	12.5
at LSU	01/13/15	*	35	4-11	.364	0-1	.000	5-8	.625	3	4	7	10.1	4	1	0	0	2	13	12.5
FLORIDA	1/16/16	*	35	7-13	.538	0-0	.000	3-5	.600	3	3	6	9.8	1	0	1	4	2	17	12.8
Totals		16	509	82-154	.532	2-7	.286	51-78	.654	55	112	167	9.8	51	10	26	22	20	217	12.8

Games played: 17
Minutes/game: 29.9
Points/game: 12.8
FG Pct: 53.2
3FG Pct: 28.6
FT Pct: 65.4

Rebounds/game: 9.8
Assists/game: 0.6
Turnovers/game: 1.5
Assist/turnover ratio: 0.4
Steals/game: 1.2
Blocks/game: 1.3



2015-16 Ole Miss Rebel Basketball
Ole Miss Individual Game-by-Game (as of Feb 03, 2016)
All games



#12 Gielo, Tomasz

Opponent	Date	gs	min	Total		3-Pointers		Free throws		Rebounds				pf	a	t/o	blk	stl	pts	avg	
				fg-fga	pct	3fg-fga	pct	ft-fa	pct	off	def	tot	avg								
NORTHWESTERN STATE	11/13/15	*	20	0-4	.000	0-3	.000	2-2	1.000	0	4	4	4.0	3	2	0	0	1	2	2.0	
GEORGIA SOUTHERN	11/16/15	*	18	1-3	.333	0-0	.000	2-2	1.000	0	2	2	3.0	4	2	0	2	0	4	3.0	
vs George Mason	11/19/15	*	24	1-7	.143	1-4	.250	0-0	.000	0	4	4	3.3	2	0	0	0	2	3	3.0	
vs Towson	11/20/15		17	1-4	.250	0-2	.000	2-2	1.000	0	2	2	3.0	0	2	0	0	0	4	3.3	
vs Seton Hall	11/22/15		29	5-9	.556	2-3	.667	3-4	.750	2	3	5	3.4	2	0	1	0	1	15	5.6	
GEORGIA STATE	11/25/15	*	24	4-7	.571	2-2	1.000	3-3	1.000	0	6	6	3.8	5	2	3	0	0	13	6.8	
at Bradley	11-28-15	*	19	2-9	.222	1-5	.200	0-0	.000	3	4	7	4.3	3	1	4	0	0	5	6.6	
at Massachusetts	12/05/15	*	31	3-10	.300	0-4	.000	2-2	1.000	0	7	7	4.6	2	0	2	1	0	8	6.8	
at Southeast Missouri	12-12-15	*	20	4-8	.500	1-4	.250	1-2	.500	1	5	6	4.8	3	0	1	0	1	10	7.1	
LOUISIANA TECH	12/15/15	*	28	5-13	.385	3-8	.375	0-0	.000	1	2	3	4.6	1	4	0	0	0	13	7.7	
at Memphis	12/18/15	*	33	3-9	.333	2-6	.333	2-2	1.000	1	2	3	4.5	4	1	2	0	1	10	7.9	
TROY	12/22/15	*	37	9-18	.500	5-11	.455	0-0	.000	1	5	6	4.6	2	3	4	1	0	23	9.2	
at Kentucky	01/02/16	*	28	2-5	.400	1-3	.333	1-2	.500	0	0	0	4.2	3	1	0	0	0	6	8.9	
ALABAMA	01/07/16	*	36	4-12	.333	2-5	.400	2-3	.667	0	1	1	4.0	2	4	1	1	1	12	9.1	
GEORGIA	01/09/16		13	0-5	.000	0-2	.000	0-0	.000	0	1	1	3.8	0	0	1	0	1	0	8.5	
at LSU	01/13/15		19	1-5	.200	1-3	.333	0-0	.000	0	2	2	3.7	3	1	1	0	1	3	8.2	
FLORIDA	1/16/16	*	26	3-10	.300	0-2	.000	1-1	1.000	1	2	3	3.6	4	3	1	1	0	7	8.1	
SOUTH CAROLINA	1/19/16	*	26	3-12	.250	2-9	.222	1-1	1.000	1	2	3	3.6	5	2	0	1	0	9	8.2	
at Mississippi State	01-23-16	*	30	2-7	.286	2-4	.500	0-1	.000	3	5	8	3.8	2	2	1	1	0	6	8.1	
AUBURN	1/27/16	*	19	3-8	.375	1-5	.200	0-0	.000	0	1	1	3.7	3	2	0	0	1	7	8.0	
at Kansas State	01/30/16	*	23	1-8	.125	1-4	.250	2-2	1.000	1	2	3	3.7	1	2	1	0	1	5	7.9	
at Mizzou	2-3-16		28	6-8	.750	4-6	.667	0-0	.000	0	3	3	3.6	3	4	1	1	1	16	8.2	
Totals			17	548	63-181	.348	31-95	.326	24-29	.828	15	65	80	3.6	57	38	24	9	12	181	8.2

Games played: 22
Minutes/game: 24.9
Points/game: 8.2
FG Pct: 34.8
3FG Pct: 32.6
FT Pct: 82.8

Rebounds/game: 3.6
Assists/game: 1.7
Turnovers/game: 1.1
Assist/turnover ratio: 1.6
Steals/game: 0.5
Blocks/game: 0.4



2015-16 Ole Miss Rebel Basketball
Ole Miss Individual Game-by-Game (as of Feb 03, 2016)
All games



#13 Perez,Anthony

Opponent	Date	qs	min	Total		3-Pointers		Free throws		Rebounds				pf	a	t/o	blk	stl	pts	avg
				fg-fga	pct	3fg-fga	pct	ft-fa	pct	off	def	tot	avg							
NORTHWESTERN STATE	11/13/15		20	3-6	.500	1-3	.333	0-0	.000	2	1	3	3.0	3	0	1	0	0	7	7.0
GEORGIA SOUTHERN	11/16/15		22	0-6	.000	0-3	.000	5-6	.833	1	3	4	3.5	2	1	1	0	0	5	6.0
vs George Mason	11/19/15		15	1-6	.167	0-3	.000	0-0	.000	0	3	3	3.3	2	1	0	1	1	2	4.7
vs Towson	11/20/15	*	30	1-2	.500	0-0	.000	0-0	.000	2	3	5	3.8	1	1	2	0	3	2	4.0
vs Seton Hall	11/22/15	*	26	2-6	.333	0-3	.000	0-0	.000	4	1	5	4.0	3	4	0	0	1	4	4.0
GEORGIA STATE	11/25/15	*	19	2-3	.667	1-1	1.000	2-2	1.000	2	1	3	3.8	1	0	1	0	0	7	4.5
at Massachusetts	12/05/15	*	32	2-5	.400	0-0	.000	2-3	.667	2	6	8	4.4	5	0	2	0	2	6	4.7
at Southeast Missouri	12-12-15	*	33	3-12	.250	1-4	.250	0-0	.000	2	4	6	4.6	3	1	0	0	0	7	5.0
LOUISIANA TECH	12/15/15		16	3-5	.600	1-2	.500	2-3	.667	0	1	1	4.2	4	2	1	0	0	9	5.4
at Memphis	12/18/15		14	4-4	1.000	1-1	1.000	0-0	.000	1	1	2	4.0	5	1	0	0	0	9	5.8
TROY	12/22/15		23	3-8	.375	1-4	.250	2-5	.400	1	2	3	3.9	3	0	2	0	0	9	6.1
at Kentucky	01/02/16	*	22	2-5	.400	0-1	.000	1-2	.500	1	3	4	3.9	3	2	0	0	0	5	6.0
ALABAMA	01/07/16		18	1-3	.333	0-2	.000	1-2	.500	1	3	4	3.9	1	2	1	0	1	3	5.8
GEORGIA	01/09/16		25	2-3	.667	1-2	.500	1-6	.167	0	3	3	3.9	3	1	2	0	0	6	5.8
at LSU	01/13/15	*	30	4-8	.500	0-3	.000	2-2	1.000	1	4	5	3.9	4	3	1	0	0	10	6.1
FLORIDA	1/16/16	*	18	0-2	.000	0-2	.000	0-0	.000	0	1	1	3.8	2	2	1	0	0	0	5.7
SOUTH CAROLINA	1/19/16	*	37	5-8	.625	4-5	.800	2-2	1.000	3	3	6	3.9	5	0	3	0	3	16	6.3
at Mississippi State	01-23-16	*	35	3-10	.300	3-3	1.000	5-6	.833	5	5	10	4.2	1	2	2	0	4	14	6.7
AUBURN	1/27/16	*	34	2-6	.333	0-3	.000	1-2	.500	2	3	5	4.3	3	0	0	0	1	5	6.6
at Kansas State	01/30/16	*	23	5-8	.625	3-4	.750	0-0	.000	2	0	2	4.2	4	1	3	0	1	13	7.0
at Mizzou	2-3-16	*	18	1-5	.200	1-3	.333	3-4	.750	1	2	3	4.1	3	0	1	0	0	6	6.9
Totals		13	510	49-121	.405	18-52	.346	29-45	.644	33	53	86	4.1	61	24	24	1	17	145	6.9

Games played: 21
Minutes/game: 24.3
Points/game: 6.9
FG Pct: 40.5
3FG Pct: 34.6
FT Pct: 64.4

Rebounds/game: 4.1
Assists/game: 1.1
Turnovers/game: 1.1
Assist/turnover ratio: 1.0
Steals/game: 0.8
Blocks/game: 0.0



2015-16 Ole Miss Rebel Basketball
Ole Miss Individual Game-by-Game (as of Feb 03, 2016)
All games



#14 Brooks,Rasheed

Opponent	Date	gs	min	Total		3-Pointers		Free throws		Rebounds				pf	a	t/o	blk	stl	pts	avg	
				fg-fga	pct	3fg-fga	pct	ft-fa	pct	off	def	tot	avg								
NORTHWESTERN STATE	11/13/15		16	3-4	.750	3-4	.750	2-4	.500	0	0	0	0.0	1	1	1	1	0	11	11.0	
GEORGIA SOUTHERN	11/16/15		13	1-3	.333	0-2	.000	0-2	.000	0	3	3	1.5	1	1	0	0	1	2	6.5	
vs George Mason	11/19/15		14	0-1	.000	0-0	.000	2-2	1.000	1	0	1	1.3	0	0	0	1	1	2	5.0	
vs Towson	11/20/15	*	29	4-6	.667	3-5	.600	1-2	.500	0	1	1	1.3	3	3	0	0	0	12	6.8	
vs Seton Hall	11/22/15	*	26	2-6	.333	0-2	.000	1-2	.500	0	1	1	1.2	3	2	1	0	0	5	6.4	
GEORGIA STATE	11/25/15	*	27	3-5	.600	1-3	.333	2-2	1.000	1	1	2	1.3	2	2	0	0	0	9	6.8	
at Bradley	11-28-15	*	30	2-5	.400	1-4	.250	0-0	.000	1	3	4	1.7	4	0	1	1	3	5	6.6	
at Massachusetts	12/05/15	*	31	3-6	.500	1-4	.250	0-0	.000	0	1	1	1.6	0	5	1	0	2	7	6.6	
at Southeast Missouri	12-12-15	*	17	1-8	.125	0-5	.000	0-0	.000	1	1	2	1.7	0	1	0	0	0	2	6.1	
LOUISIANA TECH	12/15/15	*	33	8-10	.800	4-5	.800	0-0	.000	0	1	1	1.6	2	3	2	0	3	20	7.5	
at Memphis	12/18/15	*	39	4-7	.571	1-3	.333	2-2	1.000	0	1	1	1.5	3	3	1	1	1	11	7.8	
TROY	12/22/15	*	32	2-5	.400	0-3	.000	0-0	.000	1	3	4	1.8	2	3	4	0	1	4	7.5	
at Kentucky	01/02/16		28	2-7	.286	0-5	.000	0-1	.000	0	3	3	1.8	3	2	0	1	2	4	7.2	
ALABAMA	01/07/16	*	32	4-8	.500	0-2	.000	2-2	1.000	1	3	4	2.0	2	1	2	0	3	10	7.4	
GEORGIA	01/09/16	*	37	5-14	.357	3-8	.375	1-2	.500	2	8	10	2.5	3	3	1	0	0	14	7.9	
at LSU	01/13/15	*	36	7-14	.500	4-9	.444	0-0	.000	0	6	6	2.8	1	1	2	0	0	18	8.5	
FLORIDA	1/16/16	*	36	5-9	.556	2-4	.500	2-2	1.000	0	8	8	3.1	4	2	0	0	1	14	8.8	
SOUTH CAROLINA	1/19/16	*	38	0-10	.000	0-8	.000	2-4	.500	1	4	5	3.2	2	4	1	0	4	2	8.4	
at Mississippi State	01-23-16	*	34	8-15	.533	4-7	.571	0-0	.000	0	2	2	3.1	3	0	0	1	2	20	9.1	
AUBURN	1/27/16	*	23	3-17	.176	2-9	.222	0-0	.000	2	1	3	3.1	3	2	1	1	2	8	9.0	
at Kansas State	01/30/16	*	31	3-11	.273	0-5	.000	1-2	.500	0	2	2	3.0	4	2	1	0	1	7	8.9	
at Mizzou	2-3-16	*	35	5-13	.385	4-8	.500	1-2	.500	1	4	5	3.1	2	2	3	0	3	15	9.2	
Totals			18	637	75-184	.408	33-105	.314	19-31	.613	12	57	69	3.1	48	43	22	7	30	202	9.2

Games played: 22
Minutes/game: 29.0
Points/game: 9.2
FG Pct: 40.8
3FG Pct: 31.4
FT Pct: 61.3

Rebounds/game: 3.1
Assists/game: 2.0
Turnovers/game: 1.0
Assist/turnover ratio: 2.0
Steals/game: 1.4
Blocks/game: 0.3



2015-16 Ole Miss Rebel Basketball
Ole Miss Individual Game-by-Game (as of Feb 03, 2016)
All games



#20 Fitzpatrick-Dorsey,D

Opponent	Date	gs	min	Total		3-Pointers		Free throws		Rebounds				pf	a	t/o	blk	stl	pts	avg
				fg-fga	pct	3fg-fga	pct	ft-fa	pct	off	def	tot	avg							
TROY	12/22/15		3	0-1	.000	0-0	.000	0-0	.000	2	0	2	2.0	0	1	0	0	0	0	0.0
at Kentucky	01/02/16		11	0-2	.000	0-0	.000	0-0	.000	0	0	0	1.0	2	0	0	0	0	0	0.0
ALABAMA	01/07/16		4	1-3	.333	0-0	.000	0-0	.000	1	1	2	1.3	1	0	0	0	0	2	0.7
GEORGIA	01/09/16		7	0-2	.000	0-0	.000	1-2	.500	0	1	1	1.3	0	0	0	0	1	1	0.8
at LSU	01/13/15		7	1-1	1.000	0-0	.000	0-0	.000	1	1	2	1.4	1	1	1	0	0	2	1.0
FLORIDA	1/16/16		14	1-1	1.000	0-0	.000	0-0	.000	0	0	0	1.2	0	1	1	0	2	2	1.2
SOUTH CAROLINA	1/19/16		12	3-4	.750	0-0	.000	0-0	.000	0	0	0	1.0	0	3	1	0	2	6	1.9
at Mississippi State	01-23-16	*	28	5-9	.556	0-1	.000	6-6	1.000	0	0	0	0.9	3	4	2	0	1	16	3.6
AUBURN	1/27/16		18	3-3	1.000	0-0	.000	0-0	.000	0	3	3	1.1	1	2	0	0	0	6	3.9
at Kansas State	01/30/16		21	3-3	1.000	0-0	.000	2-2	1.000	0	2	2	1.2	2	2	5	0	0	8	4.3
at Mizzou	2-3-16		12	0-1	.000	0-1	.000	4-5	.800	2	0	2	1.3	1	0	2	0	1	4	4.3
Totals		1	137	17-30	.567	0-2	.000	13-15	.867	6	8	14	1.3	11	14	12	0	7	47	4.3

Games played: 11
Minutes/game: 12.5
Points/game: 4.3
FG Pct: 56.7
3FG Pct: 0.0
FT Pct: 86.7

Rebounds/game: 1.3
Assists/game: 1.3
Turnovers/game: 1.1
Assist/turnover ratio: 1.2
Steals/game: 0.6

#25 Brutus,Terry

Opponent	Date	gs	min	Total		3-Pointers		Free throws		Rebounds				pf	a	t/o	blk	stl	pts	avg
				fg-fga	pct	3fg-fga	pct	ft-fa	pct	off	def	tot	avg							
TROY	12/22/15		4	1-1	1.000	0-0	.000	0-0	.000	0	0	0	0.0	0	0	0	0	0	2	2.0
at Kentucky	01/02/16		6	0-3	.000	0-0	.000	0-0	.000	1	2	3	1.5	0	0	0	0	2	0	1.0
GEORGIA	01/09/16		1	0-0	.000	0-0	.000	0-0	.000	0	0	0	1.0	2	0	0	0	0	0	0.7
SOUTH CAROLINA	1/19/16		6	0-0	.000	0-0	.000	0-0	.000	0	1	1	1.0	2	0	0	0	0	0	0.5
at Mississippi State	01-23-16		9	0-1	.000	0-0	.000	0-0	.000	1	0	1	1.0	1	0	1	0	0	0	0.4
AUBURN	1/27/16	*	10	1-1	1.000	0-0	.000	0-0	.000	0	0	0	0.8	0	0	1	0	0	2	0.7
at Kansas State	01/30/16		14	0-2	.000	0-0	.000	0-0	.000	0	1	1	0.9	1	0	0	0	0	0	0.6
Totals		1	50	2-8	.250	0-0	.000	0-0	.000	2	4	6	0.9	6	0	2	0	2	4	0.6

Games played: 7
Minutes/game: 7.1
Points/game: 0.6
FG Pct: 25.0

Rebounds/game: 0.9
Turnovers/game: 0.3
Steals/game: 0.3



2015-16 Ole Miss Rebel Basketball
Ole Miss Individual Game-by-Game (as of Feb 03, 2016)
All games



#30 Coddington, Jake

Opponent	Date	gs	min	Total		3-Pointers		Free throws		Rebounds				pf	a	t/o	blk	stl	pts	avg
				fg-fga	pct	3fg-fga	pct	ft-fa	pct	off	def	tot	avg							
GEORGIA SOUTHERN	11/16/15		0	0-0	.000	0-0	.000	0-0	.000	0	0	0	0.0	0	0	0	0	0	0	0.0
at Bradley	11-28-15		1	0-0	.000	0-0	.000	0-0	.000	0	0	0	0.0	0	0	0	0	0	0	0.0
LOUISIANA TECH	12/15/15		1	0-0	.000	0-0	.000	0-0	.000	0	0	0	0.0	0	0	0	0	0	0	0.0
at Memphis	12/18/15		0	0-0	.000	0-0	.000	0-0	.000	0	0	0	0.0	0	0	0	0	0	0	0.0
at Kentucky	01/02/16		1	0-0	.000	0-0	.000	0-0	.000	0	0	0	0.0	0	0	0	0	0	0	0.0
AUBURN	1/27/16		1	0-0	.000	0-0	.000	0-0	.000	0	0	0	0.0	0	0	0	0	0	0	0.0
at Kansas State	01/30/16		5	1-1	1.000	1-1	1.000	0-0	.000	0	0	0	0.0	1	0	0	0	0	3	0.4
at Mizzou	2-3-16		9	1-1	1.000	0-0	.000	0-0	.000	1	1	2	0.3	3	0	0	0	0	2	0.6
Totals		0	18	2-2	1.000	1-1	1.000	0-0	.000	1	1	2	0.3	4	0	0	0	0	5	0.6

Games played: 8
Minutes/game: 2.3
Points/game: 0.6
FG Pct: 100.0
3FG Pct: 100.0

Rebounds/game: 0.3

#42 Moody, Stefan

Opponent	Date	gs	min	Total		3-Pointers		Free throws		Rebounds				pf	a	t/o	blk	stl	pts	avg
				fg-fga	pct	3fg-fga	pct	ft-fa	pct	off	def	tot	avg							
NORTHWESTERN STATE	11/13/15	*	31	10-23	.435	4-11	.364	5-6	.833	2	3	5	5.0	1	5	3	1	1	29	29.0
GEORGIA SOUTHERN	11/16/15	*	37	3-12	.250	1-5	.200	15-17	.882	3	5	8	6.5	2	2	2	0	1	22	25.5
vs George Mason	11/19/15	*	35	7-12	.583	1-4	.250	3-3	1.000	1	3	4	5.7	2	4	2	0	1	18	23.0
vs Towson	11/20/15	*	32	10-19	.526	5-9	.556	5-5	1.000	0	2	2	4.8	0	6	2	0	1	30	24.8
vs Seton Hall	11/22/15	*	29	4-13	.308	2-6	.333	3-4	.750	2	1	3	4.4	2	4	6	0	1	13	22.4
GEORGIA STATE	11/25/15	*	38	6-13	.462	2-8	.250	7-8	.875	0	5	5	4.5	2	5	2	0	3	21	22.2
at Bradley	11-28-15	*	36	7-21	.333	2-6	.333	5-6	.833	2	3	5	4.6	1	5	2	0	2	21	22.0
at Massachusetts	12/05/15	*	37	9-18	.500	3-9	.333	9-10	.900	1	1	2	4.3	0	6	1	0	1	30	23.0
at Southeast Missouri	12-12-15	*	37	8-21	.381	4-12	.333	8-9	.889	0	2	2	4.0	3	1	7	0	0	28	23.6
LOUISIANA TECH	12/15/15	*	31	10-22	.455	4-9	.444	5-6	.833	1	0	1	3.7	1	4	3	0	2	29	24.1
at Memphis	12/18/15	*	37	6-20	.300	3-6	.500	6-9	.667	0	0	0	3.4	3	3	4	0	0	21	23.8
TROY	12/22/15	*	40	7-18	.389	2-7	.286	7-7	1.000	0	1	1	3.2	3	7	4	0	6	23	23.8
at Kentucky	01/02/16	*	30	6-9	.667	2-5	.400	9-9	1.000	2	0	2	3.1	1	1	5	0	0	23	23.7
ALABAMA	01/07/16	*	37	3-9	.333	2-5	.400	13-16	.813	1	1	2	3.0	3	2	6	0	0	21	23.5
GEORGIA	01/09/16	*	38	6-17	.353	2-8	.250	15-18	.833	2	2	4	3.1	3	7	5	0	3	29	23.9
at LSU	01/13/15	*	38	10-18	.556	6-11	.545	7-9	.778	1	2	3	3.1	3	4	4	1	2	33	24.4
FLORIDA	1/16/16	*	34	6-15	.400	3-10	.300	7-10	.700	0	3	3	3.1	3	1	6	0	4	22	24.3
SOUTH CAROLINA	1/19/16	*	39	8-13	.615	4-9	.444	4-4	1.000	0	4	4	3.1	3	5	2	0	0	24	24.3
AUBURN	1/27/16	*	31	7-14	.500	6-12	.500	4-5	.800	0	3	3	3.1	0	5	1	0	1	24	24.3
at Kansas State	01/30/16	*	29	3-6	.500	3-6	.500	1-3	.333	0	1	1	3.0	2	5	3	0	1	10	23.6
at Mizzou	2-3-16	*	38	6-18	.333	5-12	.417	6-7	.857	1	7	8	3.2	3	5	5	0	3	23	23.5
Totals		21	734	142-331	.429	66-170	.388	144-171	.842	19	49	68	3.2	41	87	75	2	33	494	23.5

Games played: 21
Minutes/game: 35.0
Points/game: 23.5
FG Pct: 42.9
3FG Pct: 38.8
FT Pct: 84.2

Rebounds/game: 3.2
Assists/game: 4.1
Turnovers/game: 3.6
Assist/turnover ratio: 1.2
Steals/game: 1.6
Blocks/game: 0.1

RADIO/TV ROSTER



0

DEANDRE BURNETT
6-2 • 194 • G • Soph.
Miami Gardens, Fla.



1

MARTAVIOUS NEWBY
6-3 • 218 • G • Sr.
Memphis, Tenn.




2

J.T. ESCOBAR
6-2 • 182 • G • Fr.
Tallahassee, Fla.




3

TERENCE DAVIS
6-4 • 201 • G • Fr.
Southaven, Miss.




5

MARCANNIS HYMON
6-7 • 216 • F • So.
Memphis, Tenn.



10

SAM FINLEY
6-2 • 190 • G • Jr.
Riverside, Calif.



11

SEBASTIAN SAIZ
6-9 • 240 • F • Soph.
Madrid, Spain



12

TOMASZ GIELO
6-9 • 228 • F • Sr.
Szczecin, Poland




13

ANTHONY PEREZ
6-9 • 226 • F • Sr.
Cumana, Venezuela



14

RASHEED BROOKS
6-5 • 192 • G • Jr.
Kalamazoo, Mich.



15

ALEX SHEPARD
6-3 • 191 • G • Fr.
Madden, Miss.



25

TERRY BRUTUS
6-6 • 235 • F • Jr.
Spring Valley, N.Y.




1

MARTAVIOUS NEWBY
6-6 • 218 • G • Sr.
Memphis, Tenn.




30

JAKE CODDINGTON
6-6 • 212 • F • Jr.
Edwardsville, Ill.



42


STEFAN MOODY
5-10 • 179 • G • Sr.
Kissimmee, Fla.



BILL ARMSTRONG
10th year at Ole Miss



TONY MADLOCK
Second year at Ole Miss



TODD ABERNETHY
Second year at Ole Miss



ANDY KENNEDY
10th year at Ole Miss