



2015-16 AUBURN BASKETBALL

AUBURN ATHLETICS COMMUNICATIONS: 392 SOUTH DONAHUE DRIVE || AUBURN, AL 36830 || AUBURNTIGERS.COM || @AUBURNMBB

GAME
24

VANDERBILT (14-10, 6-5)
at AUBURN (9-14, 3-8)



vs.



February 13, 2016 • 5 pm (CST)

Auburn Arena (9,121)

Auburn, Ala.

TV: **ESPN 2** Radio:

PROBABLE AUBURN STARTERS				PTS	REB	AST	NOTES
F	0	Horace Spencer	6-9 220 Fr.	4.3	5.0	1.8	b 6p, 11r, 6b v. OK St. J30; 5th SEC blks; gm-sv blk :1.8 v.UAB
F	12	Tyler Harris	6-10 228 Gr.	14.3	7.8	1.2	8th dbl-dbl 16p, 11r v. OK St.; SEC: 18th ppg, 8th rpg
G	2	Bryce Brown	6-3 195 Fr.	9.5	1.9	0.7	18p at UT F9; 18p v. LSU F2; 20p v. UT & HI(6-12 3s)
G	5	Cinmeon Bowers	6-7 250 Sr.	10.9	9.5	1.4	20 pts, 18 reb vs. Ala.; 9th dbl-dbl at Ga 12p, 13r; 3rd SEC rpg
G	23	TJ Lang	6-7 200 So.	5.7	2.0	0.6	19p (5-7 3s) at OM; gm-win 3 v.UAB; 39% 3s
F	25	Jordon Granger	6-8 220 Sr.	4.2	1.9	0.6	s seas-hi 11p at FL; 6.1 ppg last 12; 2.1 ppg, 1.3 rpg prior
G	1	Kareem Canty	6-1 185 Jr.	18.3	3.0	5.3	21p, 8rv. OK St.; 5-34 3s last 4; 11th nation 3.3 3s; SEC: 5th ppg; 3rd app
G	4	T.J. Dunans	6-5 174 Jr.	12.4	2.6	2.8	20p v. NM; INJ left knee v. Harv., DNP last 12.5 games
G	13	Tahj Shamsid-Deen	5-9 175 Jr.	2.6	1.2	1.6	re-INJ rt. shoulder at XU D19 after 6 min; out for year
F	31	Devin Waddell	6-5 225 Jr.	0.2	0.5	0.3	s 3p at Ga; start, held Karl Anthony-Towns to 0 fgs in SECT
G	44	New Williams	6-2 170 Fr.	1.2	0.9	0.3	3p, 5r at UT; 3p(1-3 3s), car-hi 22 min at Ga.; 48" vertical
G	21	Patrick Keim	6-0 186 So.	0.3	0.4	0.2	2 pts vs. #14 Kentucky; 3 pts (1-1 3s), 1 ast v. NW St
G	22	Zach Allison	6-2 166 Fr.	0.0	0.8	0.6	2 rb v.UAB, Ga. So; Class 6A hon. mention All-State

PROBABLE VANDERBILT STARTERS				PTS	REB	AST	NOTES
F	3	Luke Kornet	7-1 240 Jr.	9.8	7.6	3.0	b 11p, 11r, 10b vs. AU J12; 13p, 12r v. MO F10; 20p, 9r at OM
F	11	Jeff Roberson	6-6 220 So.	9.3	5.3	1.2	14 pts, 8 reb vs. AU J12; 12 pts, 8 reb v. MO F10
C	30	Damian Jones	7-0 245 Jr.	13.4	6.7	1.9	b 13 pts, 10 rb v. Texas A&M F4, 5th dble-dble of year
G	5	Matthew Fisher-Davis	6-5 185 So.	8.7	3.9	1.0	DNP-INJ v. AU J12; 2nd SEC 45% 3s; 19p(5-10 3s), 8r at TX J30
G	4	Wade Baldwin IV	6-3 194 So.	14.7	3.8	4.7	b 17 pts, 7 reb v. AU J12; 17 pts, 7 ast, 6 reb v. MO F10
G	13	Riley LaChance	6-2 182 So.	8.3	2.4	2.7	38% 3s on yr; 13 pts (3-4 3s), 5 reb v. AU J12
C	24	Nolan Cressler	6-4 210 Jr.	5.0	2.4	0.8	11.5 ppg last 2; 7p, 4r v. MO F10; 14p(2-6 3s) at OM F6

2015-16 SCHEDULE/RESULTS

9-14, 3-8 SEC

HOME: 7-4 AWAY: 1-9 NEUTRAL: 1-1

Nov. 13	UAB	W, 75-74	SECN+
Nov. 17	(1) COLORADO	L, 84-91	ESPN
Nov. 20	GEORGIA SOUTHERN	W, 92-62	SECN+
Nov. 27	NORTHWESTERN STATE	W, 119-81	SECN
Dec. 2	at Coastal Carolina	W, 81-78	BigSouthNet
Dec. 12	(2) at Middle Tennessee St.	L, 81-88 (ot)	MTSU
Dec. 15	MERCER	W, 78-71	SECN
Dec. 19	at Xavier (#10/10)	L, 61-85	FS1
Dec. 22	(3) New Mexico	W, 83-78	ESPNU
Dec. 23	(3) Harvard	L, 51-69	ESPNU
Dec. 25	(3) at Hawai'i	L, 67-79	ESPN2
Jan. 2	TENNESSEE	W, 83-77	CBS
Jan. 5	SOUTH CAROLINA (#22/20)	L, 69-81	SECN
Jan. 9	at Missouri	L, 61-76	ESPN2
Jan. 12	at Vanderbilt	L, 57-75	ESPNU
Jan. 16	KENTUCKY (#14/13)	W, 75-70	ESPN
Jan. 19	ALABAMA	W, 83-77	SECN
Jan. 23	at Florida	L, 63-95	SECN
Jan. 27	at Ole Miss	L, 63-80	SECN
Jan. 30	(4) OKLAHOMA STATE	L, 63-74	ESPN2
Feb. 2	LSU	L, 68-80	SECN
Feb. 6	at Georgia	L, 55-65	SECN
Feb. 9	at Tennessee	L, 45-71	SECN
Feb. 13	VANDERBILT	5 pm	ESPN2
Feb. 17	at Arkansas	6 pm	SECN
Feb. 20	OLE MISS	4 pm	SECN
Feb. 24	GEORGIA	6 pm	SECN
Feb. 27	at Alabama	4 pm	SECN
Mar. 1	TEXAS A&M	8 pm	ESPNU
Mar. 5	at Mississippi State	1:30 pm	SECN
Mar. 9-13	(2) SEC Tournament	TBA	SECN/ESPN

(1) ESPN College Hoops Tip-Off Marathon; (2) Nashville, TN (Bridgestone Arena); (3) Diamond Head Classic (Honolulu, HI); (4) Big 12/SEC Challenge • All Times Central

OFFICIALS

>>

SCOUTING VANDERBILT

>> The Commodores, who defeated Auburn 75-57 on Jan. 12 in Nashville, beat Missouri 86-71 on Wednesday behind Wade Baldwin IV's 17 points, seven assists and six rebounds. All five Vandy starters scored in double figures. The Commodores, who are 1-7 in away games this year, including 1-4 in the SEC, have alternated wins and losses for the last six games since winning three straight. Baldwin IV averages a team-high 14.7 points, ranks sixth in the SEC with 4.7 assists and shoots 45.7 percent from 3-point range. Damian Jones averages 13.4 points and 6.7 rebounds while Luke Kornet chips in 9.8 points, ranks ninth in the SEC with 7.6 rebounds and leads the league with 3.0 blocks per game. Kornet had a triple-double of 11 points, 11 rebounds and 10 blocks in Vanderbilt's 75-57 win over Auburn on Jan. 12. Vanderbilt leads the SEC and is eighth nationally in field goal pct. defense (.379) and leads the nation in 3-point field goal pct. defense (.278), is second in 3-point field goal pct. (.392) and blocks (5.7, 14th nationally) and is third in the SEC in scoring margin (+9.5). Vanderbilt has a -5.5 turnover margin in SEC games.

Auburn-Vanderbilt Game Facts

Auburn Head Coach:

Bruce Pearl (Boston College '82)
at Auburn: 24-34, .414 (2nd year)
Overall: 486-179, .731 (21st year)

Vanderbilt Head Coach:

Kevin Stallings (Purdue '82)
at Vanderbilt: 327-216, .602 (17th Year)
Overall: 450-279, .617 (23rd Year)

Series Notes

Series Record: Vanderbilt leads 87-51
at Auburn: Vanderbilt leads 35-29
at Auburn Arena: Vanderbilt leads 3-0
at Nashville: Vanderbilt leads 50-17
at Memorial Gym: Vanderbilt leads 37-13
Neutral Sites: Auburn leads 5-2
Current Streak: 11 by Vanderbilt
Last Meeting: Vanderbilt 75, Auburn 57 (1-12-2016 in Nashville)
First Meeting: Auburn 27, Vanderbilt 7 (1-28-1921 in Nashville)

Tigers on TV

Network: SEC Network
Air Time: 5 pm CT
Play-by-Play: Joe Tessitore
Analyst: Sean Farham



Basketball Contact: Chuck Gallina (chuckg@auburn.edu)
W: 334.844.9784 • C: 334.750.1386

Auburn-Vanderbilt Game Notes

0 HORACE SPENCER
F 6-9 220 Fr. Philadelphia, PA (Findlay Prep)

PPG	RPG	APG	BPG	FG%	3FG%	FT%
4.3	5.0	0.3	1.8	.392	--	.460

- 5th in SEC in blocks; leads all SEC frosh in blocks
- car-highs 11r, 6b, 27 min w/6p v.OK St; 7p,3b v.LSU
- 7 str.starts (NM to VU); 4p,5b,3r v. UK; 4p, 5r v. UT
- 8 pts (3-3 fgs), 6 reb, 3 blk at Mizzou; 8 reb, 5 pts v. Ala.
- Game-saving block w/1.8 sec left in 75-74 win v. UAB in debut; 5 pts, 7 reb, 5 blk vs. the Blazers
- 8 pts,8reb,1blk v. Colorado; 6 pts,5 reb, 13 min v.NW St.
- 6 pts, 7 reb, 3 blk, 14 min v. Ga. So.; 6 pts, 13 min at Fla.
- 6 pts, 5 reb, 3 blk, 2 stl, 23 min in 1st start v. New Mexico
- block at Hawai'i - SportsCenter #2 play of day
- Four-star recruit, who was ranked 48th by 247Sports
- Has a 36-inch vertical jump

Career/Season-Highs
pts: 8 vs. Colorado (11-17-15)/at Missouri (1-9-16)
reb: 11 vs. Oklahoma State (1-30-16)
blk: 6 vs. Oklahoma State (1-30-16)

1 KAREEM CANTY
F 6-1 185 Jr. Harlem, NY (Marshall Univ.)

PPG	RPG	APG	SPG	FG%	3FG%	FT%
18.3	3.0	5.3	0.8	.401	.361	.741

- suspended indefinitely for last 2 games at Ga & UT
- 5th SEC ppg; 1st 3.3 3s(13th NCAA);3rd 5.3 apg
- Capital One Impact Performer of the Week Jan. 20 w/25.5 ppg, 10-20 3fgs in wins v. #14 UK and Alabama
- 26 pts (21 in 2nd 1/2), 5-12 3s, 4 ast, in win vs. #14 UK
- 25 pts (5-8 3s), 3 ast v. Ala.;8 pts,9 ast, 8 rb at Ole Miss
- car-hi 28 pts (8-13 3s), 7 ast, 1 to, 39 min at MTSU
- 27 pts, game-clinch 3 w/:26 left, 7 ast v. New Mexico
- 24 pts (6-12 3s), 7 ast v. Colo.; 21 pts (5-12 3s) v.#22SC
- 22 pts, 8 ast at Hawai'i; 21 pts, 6 ast vs. Mercer
- 21 pts, career-high tying 8 reb vs. Oklahoma State
- 20 pts (5-8 3s) v. Tennessee; 20 pts (3-6 3s) vs. UAB
- 4 reb shy of trip-dble: 17 pts,10 ast, 6 reb v. NW St.
- 16.3 ope. 5.5 aoe at Marshall in 2013-14: redshirt '14-15

Career-Highs
pts: 28 at Middle Tenn. (12-12-15)/at Penn St. (12-7-13)
reb: 8 at Ole Miss (1-27-16)/vs. Oklahoma State (1-30-16)
ast: 14 vs. Alice Lloyd (12-17-13)
3fgs made: 8 (13 att.) at Middle Tennessee (12-12-15)

Season-Highs
pts: 28 at Middle Tennessee (12-12-15)
reb: 8 at Ole Miss (1-27-16)/vs. Oklahoma State (1-30-16)
ast: 10 vs. Northwestern State (11-27-15)

2 BRYCE BROWN
G 6-3 195 Fr. Stone Mountain, GA (Tucker)

PPG	RPG	APG	SPG	FG%	3FG%	FT%
9.5	1.9	0.8	0.5	.353	.358	.815

- 54 3s made 4th of AU frosh, Ronnie Battle 64 #1 ('89-90)
- 18 pts (5-13 3s), 5 reb, 2 ast vs. LSU; 18 pts (4-8 3s) at UT
- back-to-back car-hi 20 pts at HI (6-12 3s) & UT (5-9 3s)
- 15.5 ppg (17-38, .447 3fgs) at HI,UT,SC,at MO D25-J9
- 15 pts (4-8 3s), 2 stl in 18 min v. Northwestern State
- 13 pts (3-7 3s), 2 reb vs. Harvard; 9 pts (2-4 3s) at Fla.
- 11 pts (3-8 3s) at Mizzou;11 pts (3-4 3s), 6 min vs. Ga So.
- Teammates with Tahj Shamid-Deen at Columbia HS
- Led Columbia HS to back-to-back state championships
- Impressed Pearl and staff at Pearl's Elite Camp in '14
- 42-inch vertical jump

Career/Season-Highs
pts: 20 vs. Tennessee (1-2-16)/at Hawai'i (12-25-15)
reb: 5 vs. #22 South Carolina 1-5-16)/vs. LSU (2-2-16)
ast: 2 at Coastal Carolina (12-2-15)
3fgs made: 6 (12 att.) at Hawai'i (12-25-15)

4 T.J. DUNANS
G 6-5 174 Jr. Atlanta, GA (Columbia State CC)

PPG	RPG	APG	SPG	FG%	3FG%	FT%
12.4	2.5	2.8	1.5	.523	.387	.645

- missed last 13.5 games since left knee INJ v. Harv. D23
- 16.0 ppg, 58% fg, 46% 3s in wins; 7.0 ppg, 39% fg, 1-7 3s losses
- shooting 59.6% (34-57) from 2-pt range this year
- 20 pts, 3 reb, 2 ast, 2 stl, 1 blk vs. New Mexico
- 20 pts (4-6 3s), 4 reb, 3 ast, 1 blk, 1 stl v. NW State
- 17 pts, 6 reb, 3 ast, 3 stl, 1 blk vs. UAB
- 15 pts, 5 ast, 3 blk, 2 stl, 1 reb vs. Georgia Southern
- Ranked as the No. 1 JUCO prospect by 247Sports
- 52 pts in an NJCAA Tour. game, 3rd most all-time
- Nicknamed 'TD' because of another TJ on the team, TJ Lang

Career/Season-Highs
pts: 20 v. New Mexico (12-22-15)v. NW State (11-27-15)
reb: 6 vs. UAB (11-15-15)
ast: 5 at Coastal Carolina (12-2-15)
stl: 3 vs. UAB (11-15-15)/at Middle Tennessee (12-12-15)
blk: 3 vs. Georgia Southern (11-20-15)

5 CINMEON BOWERS
F 6-7 250 Sr. Racine, WI (Chipola College)

PPG	RPG	APG	SPG	FG%	3FG%	FT%
10.9	9.5	1.4	1.0	.353	.255	.545

- SEC: 3rd w/9.5 rpg; 2nd 7.1 def. reb; 3rd w/9 dbl-dbls
- at pt. guard, 12p, 13r, 2b, 1a, 1to w/9th dbl-dbl at Ga.
- car.-hi tying 20 pts, 18 reb vs. Alabama for 8th dbl-dbl
- 13 pts, 10 reb, 3 stl at VU for 7th dbl-dbl, 21st career
- 19 pts, car-hi 19 reb at Middle Tenn; 9 pts, 15 reb at UT
- 17 pts, 9 reb vs. Harvard; 8 pts, 10 reb vs. #14 UK
- 16 pts, 10 reb, 3 ast, 2 stl vs. Northwestern State
- 15 pts, 13 reb, 2 blk, 2 stl v. Ga So.;12p,7r at Coastal
- 12 pts, 12 reb in 30 min off bench v. New Mexico
- 12 pts, 11 reb at #10 Xavier; 13 pts, 12 reb vs. Mercer
- 15 pts, 7 reb, 3 ast, 2 stl vs. LSU
- SEC's leading returner in dbl-dbls (14) & rebounds (9.6)
- Lost 30 pounds over summer; 16 career dbl-dbles
- Averaged 12.1 ppg and 9.6 rpg in 30.1 mpg last season
- Ranked 2nd in SEC, 24th nationally in rebs in '14-15

Career-Highs
pts: 20, 4x last vs. Alabama (1-19-16)
reb: 19 at Middle Tennessee (12-12-15)
ast: 7 vs. Ole Miss (2-7-15)

Season-Highs
pts: 20 vs. Alabama (1-19-16)
reb: 19 at Middle Tennessee (12-12-15)
ast: 3 vs. LSU (2-2-16)/Northwestern State (11-27-15)

12 TYLER HARRIS
F 6-1 0 228 Gr. Dix Hills, NY (Providence)

PPG	RPG	APG	SPG	FG%	3FG%	FT%
14.3	7.8	1.2	0.5	.445	.281	.660

- SEC: 18th ppg; 8th rpg; 4th 3.0 off.reb
- 0 dbl-dbl prior to AU, 8 (3-3rd SEC) this year
- scored 1,000 career pt at Vandy J12; 1,106 career pts
- 21 pts (3-3 3fgs, 4-14 3s prior), 11 reb in win v. #14 UK
- 1st career dbl-dbl, car-highs 23 pts, 12 reb v. Colorado
- 16 pts, 11 reb vs. Oklahoma State for 8th dbl-dble
- 21 pts, 12 reb, 3 ast at Coastal Carolina
- 20 pts, 11 reb vs. Mercer; 15 pts, 9 reb at Hawai'i
- 19 pts, car-hi tying 13 reb vs. Tennessee in SEC debut
- 14 pts, career-high 13 reb at Middle Tenn./14 pts v. Ala.
- 12 pts, 12 reb v. Harvard; 21 pts at MO; 16p, 8 r at OM
- 22 pts (10-13 fgs), 6 reb, 3 ast v. #22 South Carolina
- 9.9 ppg and 4.0 rpg last season at Providence
- Has played in the NCAA Tournament three times
- Brother, Tobias, played at UT w/Pearl in '10-11 & in 5th year in the NBA, currently with Orlando
- Tyler & Tobias wear No. 12 as a tribute to close friend, Morgan Childs, who died at 17 due to leukemia
- Helped Providence to '13-14 Big East title, 11.6 ppg, 5.1 rpg

Career/Season-Highs
pts: 23 vs. Colorado (11-17-15)/vs. Albany (11-15-14)
reb: 13 v. Tennessee (1-2-16)/at Middle Tenn. (12-12-15)
ast: 4, last vs. Northwestern State (11-27-15)

13 TAHJ SHAMSID-DEEN
G 5-9 175 Jr. Decatur, GA (Columbia)

PPG	RPG	APG	SPG	FG%	3FG%	FT%
2.6	1.2	1.6	0.6	.294	.250	.333

- re-INJ rt. shoulder in 6 min at Xavier Dec. 19, out for yr
- 8 pts (1-2 3s), 1 ast, 1 stl, 16 min vs. Ga. Southern
- 4 ast vs. Mercer; re-INJ rt. shoulder after 6 min at Xavier
- 3 pts, 3 reb in 9 min v. NW State, re-injured rt shoulder
- hurt rt. shoulder Oct. 26; DNP-INJ 2 exh.,UAB,CCU,MTSU
- 6.1 ppg and 1.5 apg last season
- Missed final 11 games last yr & played only 5 this yr w/INJ
- Successful surgery on left shoulder (Feb. 19, 2015) & right shoulder (Mar. 24,2015) & again on Jan. 21, 2016
- started 41 straight games to open college career

Career-Highs
pts: 21, vs. Louisiana (11-21-14)
reb: 6 vs. Kentucky (2-12-14)
ast: 8 vs. Arkansas Pine-Bluff (12-30-13)

Season-Highs
pts: 8 vs. Georgia Southern (11-20-15)
reb: 3 vs. Northwestern State (11-27-15)
ast: 4 vs. Mercer (12-15-15)

21 PATRICK KEIM
G 6-0 186 So. Birmingham, AL (Mtn. Brook)

PPG	RPG	APG	SPG	FG%	3FG%	FT%
0.3	0.4	0.2	0.1	.143	.333	.667

- 3 pts (1-1 3fgs), 1 ast in 6 min v. Northwestern State in his 1st game of season after being out w/injury
- 2 pts (2-2 fts), 1 min in win vs. #14 Kentucky
- 9 min, 2 ast,1 stl v. Tennessee, 8 min played all of last yr
- 2 reb, career-hi 11 min at Missouri; 2 reb at Georgia
- backup pt. guard w/injuries to Shamsid-Deen, Dunans
- played in 8 games last yr, 3 pts vs. #1 UK in SECT

23 TJ LANG
G 6-7 200 So. Mobile, AL (McGill-Toolen)

PPG	RPG	APG	SPG	FG%	3FG%	FT%
5.7	2.0	0.6	0.6	.407	.389	.700

- career-hi 19 pts (5-7 3s) at Ole Miss
- Game-winning 3 w/16.3 sec left v. UAB, 5 pts, 14 min
- 14 pts (4-8 3s) at Coastal Carolina
- 11 pts (6-9 fts), 3 reb, 1 ast, 31 min vs. Alabama
- 12 pts (3-3 3s), 5 reb in 19 min v. Northwestern State
- 9 pts (1-3 3s), 4 reb, 1 ast, 1 blk, 22 min vs. Ga. Southern
- 6 pts (2-2 3s), 2 reb, 1 ast, 32 min in win v. #14 Kentucky
- Career-high 13 pts, 5 reb at Mizzou last year
- Made his first-career start at Georgia on Feb. 14, 2015
- Father, Antonio, played at Duke, is an asst. w/Utah Jazz

Career/Season-Highs
pts: 19 at Ole Miss (1-27-16)
reb: 5 at Mizzou (3-3-15)/vs. NW State (11-27-15)
ast: 3 at #10 Xavier (12-19-15)/vs. Miss. State (3-11-15)
3fgs made: 5 at Ole Miss (1-27-16)

25 JORDON GRANGER
F 6-8 220 Sr. St. Louis, MO (McCluer North)

PPG	RPG	APG	SPG	FG%	3FG%	FT%
4.2	1.9	0.5	0.6	.466	.308	.667

- 6.1 ppg last 12 gms; 2.1 ppg, 1.3 rpg prior
- season-high 11 pts (3-4 3s) at Fla; 6 pts, 4 reb at UT
- 8 pts (1-4 3s) at Vanderbilt; 5 pts vs. Alabama
- 8 pts (2-5 3s), 3 stl, 2 ast vs. #22 South Carolina
- car-hi 33 min, seas-hi 7 pts, 5 reb, 2 blk, 2 stl vs. Tenn.
- 7 pts, 5 reb, 2 blk, 1 ast at Missouri; 4p, 4r at Georgia
- 5 pts vs. LSU; 5 pts (1-2 3s) v. Ga. Southern
- 4 pts, 2 blk at Ole Miss; 4 pts in 8 min vs. NW State
- 5 pts, 2 reb in 13 min vs. New Mexico
- SC Top 10 put back dunk v. Oregon State last year

Career-Highs
pts: 14 vs. Louisiana (11-21-14)
reb: 7, 3x last vs. Texas A&M (3-12-15)
blk: 3 vs. Texas A&M (3-12-15)

Season-Highs
pts: 11 at Florida (1-23-16)
reb: 5 vs. Tennessee (1-2-16)/at Missouri (1-9-16)
blk: 2, four times

31 DEVIN WADDELL
F 6-5 225 Jr. Greensboro, NC (Hargrave Military)

PPG	RPG	APG	SPG	FG%	3FG%	FT%
0.2	0.5	0.1	0.3	.125	.143	.500

- 3 pts (1-1 3s) at Georgia
- 4 reb, 1 ast, 1 stl in 15 min vs. New Mexico/2 reb v.Harvard
- Was awarded a scholarship prior to fall semester
- Held UK's Karl-Anthony Towns to 0 FGs at SECT last year
- 2 pts w/career-high 5 rebs vs. UK at the SECT last year
- Avg. 17.5 minutes per game at the SEC Tour. last year

Career-Highs
pts: 4, vs. Mississippi State (3-11-15)
reb: 5 vs. Kentucky (3-16-15)
ast: 2 vs. LSU (3-13-15)

Season-Highs
pts: 3 at Georgia (2-6-16)
reb: 4 vs. New Mexico (12-22-15)
ast: 1 vs. New Mexico (12-22-15)/vs. Ga. Southern (11-20-15)

44 NEW WILLIAMS
G 6-2 170 Fr. Inglewood, CA (Santa Monica)

PPG	RPG	APG	SPG	FG%	3FG%	FT%
1.2	0.9	0.3	0.1	.300	.308	.250

- 4 pts (1-3 3s), 2 reb in career-hi 16 min at Vanderbilt
- 3 pts (1-3 3s), 5 reb, 1 stl in 18 min at Tennessee
- 3p (1-1 3s), 2 min at OM; 3p (1-2 3s), car-hi 22 min at Ga.
- 3 pts, 1 stl, 8 min v. Northwestern St. in his 1st gm N27
- DNP-INJ vs. UAB, Colorado, Ga. So., HI, SC
- 16 pts (4-6 3s), 3 reb, 2 ast, 18 min vs. Brevard in exh.
- 18 ppg, 9 rpg and 6 apg at Santa Monica HS
- Rated as a 4-star guard by Scout, 247Sports and Rivals
- Tore his ACL in the first game of his HS junior year
- 2015 McDonald's All-America nominee
- Averaged 26 pts, 8 rebs and 4 asts as a junior
- Has a 48-inch vertical leap
- Won the slam dunk contest at the Pearl Jam

Career/Season-Highs
pts: 4 at Vanderbilt (1-12-16)
reb: 5 at Tennessee (2-9-16)
ast: 1 at Florida (1-23-16)/at Georgia (2-6-16)



0 Horace Spencer
Fr. • Forward
6-9 • 220
Philadelphia, PA
(Findlay Prep, NV)



1 Kareem Canty
Jr. • Guard
6-1 • 185
Harlem, NY
(Marshall Univ.)



2 Bryce Brown
Fr. • Guard
6-3 • 195
Stone Mountain, GA
(Tucker)



4 T.J. Dunans
Jr. • Guard
6-5 • 174
Atlanta, GA
(Columbia State CC, TN)



5 Cinmeon Bowers
Sr. • Forward
6-7 • 250
Racine, WI
(Chipola College, FL)



12 Tyler Harris
Gr. • Forward
6-10 • 228
Dix Hills, NY
(Providence)



13 Tahj Shamsid-Deen
Jr. • Guard
5-9 • 175
Decatur, GA
(Columbia)



20 Jonathan Walker
Sr. • Guard
6-3 • 197
Madison, AL
(Sparkman)



21 Patrick Keim
So. • Guard
6-0 • 186
Birmingham, AL
(Mountain Brook)



22 Zach Allison
Fr. • Guard
6-2 • 166
Pelham, AL
(Pelham)



23 TJ Lang
So. • Guard
6-7 • 200
Mobile, AL
(McGill-Toolen)



25 Jordon Granger
Sr. • Forward
6-8 • 220
St. Louis, MO
(McCluer North)



31 Devin Waddell
Jr. • Guard/Forward
6-5 • 225
Greensboro, NC
(Hargrave Military Academy, VA)



41 Cole Blackstock
Fr. • Forward
6-9 • 253
Killen, AL
(Brooks)



42 Cole Stockton
Sr. • Guard
6-4 • 195
Auburn, AL
(Shelton State CC, TN)



44 New Williams
Fr. • Guard
6-2 • 170
Inglewood, CA
(Santa Monica)



Bruce Pearl
Head Coach



Chuck Person
Associate Head Coach



Harris Adler
Assistant Coach



Todd Golden
Assistant Coach



Steven Pearl
Director of Ops



Chad Prewett
Special Assistant to
the Head Coach



Damon Davis
Strength &
Conditioning Coach



Jordan VerHulst
Video Coordinator



Clark Pearson
Athletic Trainer



Frankie Sullivan
Graduate Manager





Bianca Webb
Graduate Manager





COMPARING STATS

(All Games)

		
Scoring Offense	72.0	76.5
Scoring Defense	77.3	67.0
Scoring Margin.....	-5.2	+9.5
FG Pct.....	.399	.458
FG Pct. Defense443	.379
3-pt. FG Pct.....	.342	.392
3-pt. FG Pct. Defense337	.278
Free Throw Pct.631	.694
Rebound Avg.	36.7	38.6
Opp. Rebound Avg.....	40.8	37.8
Rebound Margin	-4.1	+0.8
Turnovers Per Game	13.5	12.7
Opp. Turnovers	13.5	10.6
Turnover Margin.....	Even	-2.1

COMPARING STATS

( Games)

		
Scoring Offense	65.6	74.9
Scoring Defense	77.0	72.2
Scoring Margin.....	-11.4	+2.7
FG Pct.....	.365	.439
FG Pct. Defense441	.398
3-pt. FG Pct.....	.320	.385
3-pt. FG Pct. Defense311	.286
Free Throw Pct.615	.691
Rebound Avg.	35.7	38.9
Opp. Rebound Avg.....	43.4	39.3
Rebound Margin	-7.6	-0.4
Turnovers Per Game	13.8	14.8
Opp. Turnovers	12.4	9.4
Turnover Margin.....	-1.4	-5.5

2015-16  STANDINGS

	SEC	ALL
LSU	8-3	15-9
Kentucky	8-3	18-6
South Carolina	8-3	21-3
Texas A&M	7-4	18-6
Florida	7-4	16-8
Georgia	6-5	13-9
Vanderbilt	6-5	14-10
Arkansas	5-6	12-12
Ole Miss	5-6	15-9
Tennessee	5-6	12-12
Alabama	5-6	14-9
Auburn	3-8	9-14
Mississippi State	3-8	10-13
Missouri	1-9	8-15

-- through Feb. 8, 2016

AUBURN-VANDERBILT SERIES

» This is the 139th meeting between the Tigers and Commodores with Vanderbilt holding an 87-51 series lead.

Vanderbilt has won 11 straight games in the series dating back to a 68-65 Auburn win on Jan. 6, 2007, in Beard-Eaves-Memorial Coliseum.

Vanderbilt leads 35-29 in Auburn, including winning four straight. The Commodores are 3-0 in Auburn Arena.

The Commodores, who have defeated Auburn nine straight times in Memorial Gym, lead 50-17 in Nashville and 37-13 in Memorial Gymnasium. Auburn's last win in Memorial Gym came in an 86-80 win on Feb. 16, 2000.

Auburn is 5-1 vs. Vanderbilt at neutral sites, all SEC Tournament games.

BRUCE PEARL vs. VANDERBILT

» Bruce Pearl is 8-6 against Vanderbilt (0-2 coaching Auburn), including 5-1 mark at home and 3-5 mark in Memorial Gymnasium.

SEC's TOP 2 3-POINT TEAMS

» Auburn and Vanderbilt rank first and second, respectively, in the SEC in 3-point field goals made per game. The Tigers make 9.1 treys a game while the Commodores sink 8.5.

BRUCE PEARL vs. KEVIN STALLINGS

» Bruce Pearl is 8-6 coaching against Kevin Stallings, including an 0-2 record coaching Auburn.

Pearl is 5-1 against Stallings at home and 3-5 on the road.

TUESDAY'S GAMES-(Feb. 9)

Tennessee 71, Auburn 45 (Knoxville)
Florida 77, Ole Miss 72 (Gainesville)
Kentucky 82, Georgia 48 (Lexington)
Mississippi State 78, Arkansas 46 (Starkville)

WEDNESDAY'S GAMES-(Feb. 10)

South Carolina 94, LSU 83 (Columbia)
Alabama 63, Texas A&M 62 (Tuscaloosa)
Vanderbilt 86, Missouri 71 (Nashville)

SATURDAY'S GAMES-(Feb. 13)

Vanderbilt at Auburn (ESPN/2), 5 pm
Kentucky at South Carolina (ESPN), 11 am
Texas A&M at LSU (CBS), noon
Arkansas at Ole Miss (ESPNU), 1 pm
Tennessee at Missouri (SECN), 2 pm
Alabama at Florida (SECN), 4:30 pm
Georgia at Mississippi State (SECN), 7 pm
-- All Times Central

AUBURN TIGERS ROSTER

0 Horace Spencer	F 6-9 220 Fr. Philadelphia, PA (Findlay Prep, NV)
1 Kareem Canty	G 6-1 185 Jr. Harlem, NY (Marshall Univ.)
2 Bryce Brown	G 6-3 195 Fr. Stone Mountain, GA (Tucker)
4 T.J. Dunans	G 6-5 174 Jr. Atlanta, GA (Columbia State CC, TN)
5 Cinmeon Bowers	F 6-7 250 Sr. Racine, WI (Chipola College, FL)
12 Tyler Harris	F 6-10 228 Gr. Dix Hills, NY (Providence)
13 Tahj Shamsid-Deen	G 5-9 175 Jr. Decatur, GA (Columbia)
20 Jonathan Walker	G 6-3 197 Sr. Madison, AL (Sparkman)
21 Patrick Keim	F 6-0 186 So. Birmingham, AL (Mountain Brook)
22 Zach Allison	G 6-2 166 Fr. Pelham, AL (Pelham)
23 Tj Lang	G 6-7 200 So. Mobile, AL (McGill-Toolen)
25 Jordon Granger	F 6-8 220 Sr. St. Louis, MO (McCluer North)
31 Devin Waddell	F 6-5 225 Jr. Greensboro, NC (Hargrave Military Acad.)
41 Cole Blackstock	F 6-9 253 Fr. Killen, AL (Brooks)
42 Cole Stockton	G 6-4 195 Sr. Auburn, AL (Shelton State CC, AL)
44 New Williams	G 6-2 170 Fr. Inglewood, CA (Santa Monica)

Head Coach: Bruce Pearl (Boston College '82)

Assoc. Head Coach: Chuck Person (Auburn)

Assistant Coaches: Harris Adler (Philadelphia College of Pharmacy & Science '98), Todd Golden (St. Mary's '07)

Dir. of Basketball Operations: Steven Pearl (Tennessee '10)

Special Asst. to the Head Coach: Chad Prewett (Troy State '94)

Strength & Conditioning Coach: Damon Davis (Western Illinois '03)

Video Coordinator: Jordan VerHulst (Grand Valley State '08)

Athletic Trainer: Clark Pearson (Kentucky '95)

PRONUNCIATION CHART

Cinmeon Bowers.....	SIM - e - on
T.J. Dunans	DONE - inns
Jordon Granger	Jore - DON Grain - jer
Patrick Keim	KYME
Tahj Shamsid-Deen	TAWJ Sham - sid -Deen
Horace Spencer	Hor - us
Devin Waddell	Devin - in Wah - dell

1986 NCAA TOURNAMENT ELITE 8 REUNION

» Auburn is honoring coach Sonny Smith and the 1986 Tigers, the only team to reach the NCAA Tournament Elite 8 for its 30-year anniversary on Saturday. It is Chuck Person bobble head night.

Eighth-seeded Auburn defeated ninth-seeded Arizona 73-63 in the first round in Long Beach, Calif., behind 20 points from Chuck Person. Trailing by two at the half, the Tigers outscored the Wildcats with Sean Elliott and Steve Kerr 41-29 in the second half.

Person outplayed National Player of the Year Walter Berry in Auburn's stunning 81-65 upset of No. 1 seed and fourth-ranked St. John's in the second round to advance to the Sweet 16 for the second straight year. Person totaled game-highs of 27 points and 15 rebounds. Auburn jumped

on St. John's early, leading the Red Men 44-32 at the half.

Person recorded his second consecutive double-double with 25 points and 11 rebounds in leading Auburn past No. 4 seed and 11th-ranked UNLV 70-63 to advance to advance to the Elite 8.

Leading 70-69 with less than three minutes remaining, Auburn fell one game short of the Final Four with an 84-76 loss to eventual national champion Louisville 84-76 in the NCAA Tournament West Regional Final. The Cardinals were the No. 2 seed and ranked seventh nationally. Person, who was voted the regional's most outstanding player, had 23 points to close out his stellar career as Auburn's all-time leading scorer with 2,311 points (without the 3-point shot).

Auburn finished 22-11 overall and 13-5 in the SEC and was ranked ninth nationally by both USA Today and Basketball Weekly.

BASKETBALL LETTERMEN REUNION

» It is Auburn Basketball Lettermen's weekend as nearly 70 former Tigers will be in attendance, including nearly the entire 1986 team along with head coach Sonny Smith and his coaching staff. The oldest letterman in attendance is Ed Young, 95, who lettered in 1943.

MOST 3s BY AN AUBURN FRESHMAN

» Bryce Brown is fourth on Auburn's 3-pointers made chart. Here is the listing:

1. Ronnie Battle 64 (1989-90)
2. Toney Douglas 62 (2004-05)
3. Daymeon Fishback 57 (1996-97)
4. **Bryce Brown 54 (2015-16)**
5. Scott Pohlman 53 (1997-98)
6. Tahj Shamsid-Deen 43 (2013-14)
- Wesley Person 42 (1990-91)
8. Frankie Sullivan 41 (2008-09)
9. Rasheem Barrett 39 (2005-06)
- Jay Heard 39 (1998-99)

89 GAMES MISSED

» Auburn players have missed 89 games on the season. Here is the list:

- Danjel Purifoy 23 games
- Trayvon Reed 23 games
- Tahj Shamsid-Deen 18 games
- T.J. Dunans 13 games
- New Williams 7 games

MISCELLANEOUS STATS

AUBURN'S RECORD WHEN: STARTING LINEUPS

- (Bowers, Harris, Granger, Canty, Lang) 2-0 (.000)
- (Bowers, Harris, Canty, Dunans, Lang) 5-2 (.714)
- (Spencer, Harris, Canty, Dunans, Lang) 1-1 (.500)
- (Spencer, Harris, Canty, Brown, Lang) 1-1 (.500)
- (Bowers, Harris, Canty, Dunans, Brown) 0-1 (.000)
- (Bowers, Harris, Spencer, Brown, Lang) 0-1 (.000)
- (Spencer, Bowers, Harris, Brown, Lang) 0-1 (.000)
- (Bowers, Harris, Canty, Brown, Lang) 0-2 (.000)
- (Spencer, Harris, Granger, Canty, Brown) 0-2 (.000)
- (Spencer, Harris, Granger, Canty, Lang) 0-3 (.000)

AUBURN'S RECORD WHEN STARTS:

- T.J. Dunans 6-4 (.600)
- Cinmeon Bowers 7-7 (.500)
- TJ Lang 9-11 (.450)
- Kareem Canty 9-12 (.429)
- Tyler Harris 9-14 (.391)
- Jordon Granger 2-5 (.286)
- Horace Spencer 2-9 (.182)
- Bryce Brown 1-8 (.111)

- When Auburn leads at the half 7-4
- When opponent leads at the half 2-10
- When it is tied at the half 0-0
- When Auburn leads with 5 minutes left 7-0
- When opp. leads with 5 minutes left 1-13
- When it is tied with 5 minutes left 1-1
- When Auburn leads with 1 minute left 9-0
- When opp. leads with 1 minute left 0-14
- When Auburn outrebounds opponent 4-1
- When opponent outrebounds Auburn 4-11
- When rebounds are the same 1-2
- When AU shoots 50% or better from floor 2-0
- When AU shoots less than 50% from floor 7-14
- When opp. shoots 50% or better from floor 0-6
- When opp. shoots less than 50% from floor 9-8
- When AU fg% higher than opponents 6-1
- When AU fg% less than opponents 3-13
- When AU 3fg% higher than opponents 8-4
- When AU 3fg% less than opponents 1-10
- When AU makes more 3fgs than opponents 8-6
- When AU makes fewer 3fgs than opponents 0-6
- When 3fgs makes are the same 1-2
- When AU shoots more free throws than opp. 7-4
- When AU shoots fewer free throws than opp. . 2-10
- When AU makes more free throws than opp. 7-1
- When AU makes fewer free throws than opp. . 2-12
- When free throw makes are the same 0-1
- Auburn in white jerseys 4-4
- Auburn in orange jerseys 3-2
- Auburn in blue jerseys 2-8

2015-16 INDIVIDUAL HIGHS

POINTS

AU: 28, Kareem Canty at Middle Tennessee
Opp.: 33, Elijah Brown, vs. New Mexico

FIELD GOALS MADE

AU: 10, Harris v. #22 S. Carolina/Canty at Middle Tenn.
Opp.: 12, Chris Cokley, UAB

FIELD GOALS ATTEMPTED

AU: 24, Kareem Canty vs. Oklahoma State
Opp.: 22, Jamal Murray, #14/13 Kentucky

3-POINTERS MADE

AU: 8, Kareem Canty at Middle Tennessee
Opp.: 6, Brown, NM/Wilson, at CCU/Bobbitt at HI/Moody at OM

3-POINTERS ATTEMPTED

AU: 14, Kareem Canty vs. New Mexico/at Hawai'i
Opp.: 12, Stefan Moody, at Ole Miss

FREE THROWS MADE

AU: 11, Tyler Harris at Coastal Carolina
Opp.: 10, Zeek Woodley, Northwestern State

FREE THROWS ATTEMPTED

AU: 16, Cinmeon Bowers vs. LSU
Opp.: 13, Shivaughn Wiggins, at Coastal Carolina

REBOUNDS

AU: 19, Cinmeon Bowers at Middle Tennessee
Opp.: 15, Stephon Jelks, Mercer

ASSISTS

AU: 10, Kareem Canty vs. Northwestern State
Opp.: 11, Robert Brown, UAB

TURNOVERS

AU: 7, Kareem Canty at Hawai'i
Opp.: 6, 3 players

BLOCKS

AU: 6, Horace Spencer vs. Oklahoma State
Opp.: 10, Luke Kornet, at Vanderbilt

STEALS

AU: 3, Dunans 2x/Harris/Canty 2x/Granger/Lang/Spencer
Opp.: 5, J.J. Frazier, at Georgia

2015-16 AUBURN INDIVIDUAL SEASON HIGHS

	Points	Rebounds	Assists/ *Blocks/ ^Steals
Zach Allison	--	2 vs. UAB	1 vs. Northwestern State
Cole Blackstock	--	--	--
Cinmeon Bowers	20 vs. Alabama	19 at Middle Tennessee	3 vs. Northwestern State
Bryce Brown	20 at Hawai'i/Tennessee	5 vs. #22 So. Carolina/LSU	2 at Coastal Carolina/v. NM/LSU
Kareem Canty	28 at Middle Tennessee	8 at Ole Miss/vs. Okla. State	10 vs. Northwestern State
T.J. Dunans	20 vs. New Mexico/NW State	6 vs. UAB	5 vs. Ga. Southern/at Coastal Carolina
Jordon Granger	11 at Florida	5 vs. Tennessee/at Missouri	3^ vs. #22 South Carolina
Tyler Harris	23 vs. Colorado	13 vs. Tennessee/at MTSU	4 vs. Northwestern State
Patrick Keim	3 vs. Northwestern State	2 at Missouri/at Georgia	2 vs. Tennessee
TJ Lang	19 at Ole Miss	5 vs. Northwestern State	3 at #10 Xavier
Tahj Shamsid-Deen	3 vs. Northwestern State	3 vs. Northwestern State	4 vs. Mercer
Horace Spencer	8 vs. Colorado/at Missouri	11 vs. Oklahoma State	6^ vs. Oklahoma State
Cole Stockton	2 at Florida	1 at Florida	--
Devin Waddell	3 at Georgia	4 vs. New Mexico	1 vs. New Mexico
Jonathan Walker	3 at Georgia	--	--
New Williams	4 at Vanderbilt	5 at Tennessee	1 at Florida/at Georgia

* Bold if career-high

- Kareem Canty 2 games
- Cinmeon Bowers 1 game
- Bryce Brown 1 game
- Devin Waddell 1 game

Nov. 13 - Freshman Danjel Purifoy has not been cleared to play.

Nov. 13 - Bryce Brown was suspended for the season-opener vs. UAB after playing in two different summer leagues ... only two summer league games played combined.

Nov. 13 - New Williams suffered a left knee injury in practice on Nov. 11 and has missed most of Auburn's first six games, playing just eight minutes against Northwestern State (11/27) and three minutes at Middle Tennessee (12/12). He missed at Hawaii and the South Carolina game as well.

Nov. 27 - Tahj Shamsid-Deen separated his surgically-repaired right shoulder on Nov. 27 and is expected to miss 10-14 days. Shamsid-Deen missed the 2015-16 season-opener with a shoulder injury in addition to the final 11 games of last season to have surgery on both of his separated shoulders. The team's best defender, he averaged 6.0 points, 1.5 assists and 1.1 rebounds last season.

Shamsid-Deen re-injured his right shoulder at No. 10 Xavier Dec. 19 after playing only six minutes

and is out for the year. He had successful surgery on Jan. 21.

Nov. 27 - Devin Waddell missed the Northwestern State game with a concussion.

Dec. 23 - T.J. Dunans injured his left knee going for a rebound with a second before halftime after playing 13 minutes vs. Harvard in the Diamond Head Classic semifinals. He has not played since.

Jan. 2 - TJ Lang elbowed in face 30 seconds before the half vs. Tennessee in the SEC opener and didn't return.

Jan. 30 - Cinmeon Bowers missed the Oklahoma State game

Feb. 6 - Kareem Canty suspended indefinitely and misses the games at Georgia and Tennessee

LAST TIME OUT

Tennessee 71, Auburn 45

(Feb. 9, 2016, in Knoxville, Tenn.)

» Bryce Brown scored 18 points on 4-of-8 3-pointers as Auburn lost at Tennessee 71-45 in Thompson-Boling Arena. After Tennessee scored the first nine points of the game, Auburn answered with eight straight, capped on a New Williams 3 with 11:24 left. Brown drilled his third 3-pointer to bring the Tigers to within 22-19 with five minutes remaining. A pair of Detrick Mostella 3s gave the

Auburn-Vanderbilt Game Notes

Volunteers a 34-23 halftime lead, its largest of the opening period. Cinmeon Bowers just missed his 10th double-double with nine points and 15 rebounds. Tennessee led by as much as 71-38 with 3:36 remaining. Robert Hubbs III led the Vols with 20 points while Devon Baukman scored 14 points on 4-of-10 3-pointers.

LAST TIME vs. VANDERBILT

Vanderbilt 75, Auburn 57
(Jan. 12, 2016, in Nashville, Tenn.)

» Cinmeon Bowers notched his seventh double-double of the season with 13 points and 10 rebounds as Auburn fell at Vanderbilt 75-57 in Memorial Gymnasium. Kareem Canty added 16 points and six assists while Tyler Harris had eight points and 10 boards. It was Bowers' 21st double-double in his one-plus seasons. The game opened with several runs. Vanderbilt made its first four shots, including three 3s, for a 13-2 lead. Auburn answered with nine straight points with the Commodores following with a 12-2 run for a 25-13 lead with 10:24 left. Vandy stretched its lead to 32-15 on Riley LaChance's third 3 of the half with six minutes to go. The Commodores made their first six 3-point attempts after going 5-of-24 at No. 22 South Carolina on Saturday. After starting 5-of-8, Auburn went 4-of-29 to close the half, trailing 39-22. Vanderbilt pushed its lead to as much as 66-43 with 7:51 left, but Auburn responded with seven straight. Luke Kornet led Vanderbilt with a triple-double of 11 points, 11 rebounds and 10 blocks. Wade Baldwin IV added 17 points, 10 rebounds and seven assists. Auburn shot 32.8 percent from the floor and 4-of-22 from 3-point range while Vanderbilt was torrid with 55.3 percent shooting from the field and 7-of-13 (.538) from behind the arc.

TYLER HARRIS ECLIPSES 1,000 CAREER POINTS

» Auburn graduate student Tyler Harris, who is averaging 14.3 points per game in SEC play, has scored 1,106 points in his career, eclipsing the

coveted mark at Vanderbilt on Jan. 12.

Harris has scored 328 points at Auburn, 743 points at Providence from 2013-15 and 35 points at NC State in 2011-12.

KAREEM CANTY NEARING 1,000 POINTS

» Auburn junior Kareem Canty has 922 total points in his one-plus career. He has scored 384 points at Auburn after scoring 538 points at Marshall as a freshman in 2013-14.

AUBURN SINGLE-SEASON 3FGS MADE

» Auburn's Kareem Canty is one made 3 away from cracking Auburn's single-season 3-pointers made chart.

1. Lance Weems (1995-96)..... 108
2. Tay Waller (2008-09)..... 100
3. KT Harrell (2014-15)..... 98
4. Wesley Person (1993-94)..... 93
5. Tay Waller (2009-10)..... 87
6. Keenan Carpenter (1988-89)..... 84
7. Lance Weems (1994-95)..... 78
8. Adam Harrington (2000-01)..... 72
9. Ronnie Battle (1991-92)..... 71
10. Ian Young (2004-05)..... 70
- **Kareem Canty (2015-16) 69**

SEC ALL-TIME SINGLE SEASON 3FGS MADE

» Auburn is currently 11th on the all-time SEC single-season list for made 3-pointers per game. Here is the current listing:

1. Kentucky (281/28 games), 1990.....10.04
2. Kentucky (340/34 games), 1993..... 10.00
3. Florida (277/28 games), 1998..... 9.89
4. Florida (357/37 games), 2012..... 9.65
5. Vanderbilt (322/34 games), 2005.....9.47
6. Tennessee (327/35 games), 2007..... 9.34
7. Vanderbilt (317/34 games), 2007.....9.32
- Florida (289/31 games), 1999.....9.32
9. Arkansas (361/39 games), 1995..... 9.26
10. Miss. State (329/36 games), 2010..... 9.14
- 11. Auburn (209/23 games), 20169.09**
12. Auburn (287/32 games), 1996..... 8.97
13. Vanderbilt (303/34 games), 2008.....8.91

STUDENT-ATHLETE EXPERIENCE: WELLNESS KITCHEN

» Auburn's Wellness Kitchen offers all-you-care-to-eat dining, featuring various action stations, a pizza oven, a carving station, a hot line with fresh meats and vegetables, a salad bar and a smoothie station.



2015-16 TIGER STAT LEADERS

Double-figure scoring games (71)

Kareem Canty 18
Tyler Harris 17
Cinmeon Bowers 13
Bryce Brown 10
T.J. Dunans 8
TJ Lang 4
Jordon Granger 1
Opponents 79

20-point scoring games (23)

Kareem Canty 12
Tyler Harris 6
Bryce Brown 2
T.J. Dunans 2
Cinmeon Bowers 1
Opponents 20

30-point scoring games (0)

Opponents 3

Double-figure rebounding games (21)

Cinmeon Bowers 11
Tyler Harris 9
Horace Spencer 1
Opponents 12

Double-Doubles (18)

Cinmeon Bowers 9
Tyler Harris 8
Kareem Canty 1
Opponents 7

Games leading AU in scoring

Kareem Canty 12
Tyler Harris 5
Bryce Brown 3
Cinmeon Bowers 3
T.J. Dunans 2
TJ Lang 1

Games leading AU in rebounding

Cinmeon Bowers 13
Tyler Harris 10
Horace Spencer 2
Kareem Canty 1

Charges Taken (29)

Devin Waddell 7
Bryce Brown 5
Horace Spencer 4
Tyler Harris 4
Patrick Keim 4
TJ Lang 3
Kareem Canty 1
New Williams 1

Floor Burns (112)

Tyler Harris 21
Horace Spencer 16
Bryce Brown 14
Kareem Canty 13
Devin Waddell 13
TJ Lang 12
Cinmeon Bowers 7
Patrick Keim 5
T.J. Dunans 4
Jordon Granger 4
New Williams 3

Dunks (50)

Cinmeon Bowers 16
Horace Spencer 10
T.J. Dunans 8
Jordon Granger 8
Tyler Harris 5
Kareem Canty 2
TJ Lang 1

ONE OF 4 TEAMS NATIONALLY

» Auburn is one of four teams in the nation that has two players who have recorded at least eight double-doubles this season as Cinmeon Bowers has nine and Tyler Harris eight.

Below is a listing of the schools who have two players with at least seven double-doubles:

Auburn

Cinmeon Bowers 9
Tyler Harris 8

UCLA

Tony Parker 9
Thomas Welsh 9

BYU

Kyle Collinsworth 9
Kyle Davis 8

Oakland

Kahlil Felder 13
Jalen Hayes 11

HARRIS, BOWERS IN SEC DOUBLE-DOUBLES

» Auburn's Cinmeon Bowers is ranked third in the SEC with nine double-doubles on the season while Tyler Harris is fourth with eight.

Here is a listing of the top four:

1. Ben Simmons, LSU: 16
2. Moses Kingsley, Arkansas: 11
3. **Cinmeon Bowers, Auburn: 9**
4. **Tyler Harris, Auburn: 8**

TIGER NEWCOMERS 71.2% OF SCORING

» Auburn's newcomers have accounted for 71.2 percent of the Tigers' scoring this season, 1180 of the 1657 total points.

15-GAME LOSING STREAK TO RANKED TEAMS SNAPPED

» Auburn snapped its 15-game losing streak to ranked teams against No. 14/13 Kentucky, which dated back to a 65-55 victory over No. 23 Miss. State on Feb. 18, 2012, in Auburn.

It was Auburn's first win against a team ranked as high as the Wildcats since beating SEC Champion and No. 11 LSU 69-53 on March 7, 2009, in Beard-Eaves-Memorial Coliseum.

NO. 13 IN THE NATION

» Auburn's Kareem Canty is ranked 13th nationally with 3.29 made 3-pointers per game.

CHASING HISTORY

» Auburn's Kareem Canty could become just the fifth SEC player in history to record 100 3-pointers made and 100 assists in the same season. Here is a look at the others:

	3FGM	Ast.
Chris Warren, OM (2009-10)	111	124
Kenny Boynton, FLA (2011-12)	110	100
Frank Seckar, VU (1995-96)	103	176
Chris Warren, OM (2007-08)	103	156
Travis Ford, UK (1992-93)	101	166

Kareem Canty, AU (2015-16)

69 111

TOUGH TICKET • 93% CAPACITY

» Auburn is averaging 8,445 in its 11 home games this year, which is 92.6 percent capacity at Auburn Arena.

The Tigers' season opener vs. UAB, the Kentucky and Alabama games were sold out with a crowd of 9,121 while the Colorado game on a Tuesday at 2 pm Central for the ESPN College Hoops Tip-Off Marathon drew 8,075. There were 8,529 at the Northwestern State game.

Under Bruce Pearl in one-plus years, Auburn has had seven sellouts compared to only five in the 72 games prior to Pearl's arrival in 2014-15.

Auburn has now had 28 home games under Pearl.

Auburn sold out of season tickets last season for the first time since the 1999-2000 season and have sold out this year for the second consecutive season for the first time in history.

TIGERS IN THE SEC STATS

» Here is where the Tigers rank individually in the SEC stats (thru Feb. 6 games):

Scoring

Kareem Canty (18.3, 5th)
Tyler Harris (14.3, 18th)

Rebounding

Cinmeon Bowers (9.5, 3rd)
Tyler Harris (7.8, 8th)

3FGs made

Kareem Canty (3.29, 1st), 13th in NCAA

Assists

Kareem Canty (5.3, 3rd)

Blocks

Horace Spencer (1.8, 5th)

Defensive Rebounds

Cinmeon Bowers (7.1, 2nd)

Offensive Rebounds

Tyler Harris (3.0, 4th)
Cinmeon Bowers (2.4, 10th)

Minutes Played

Kareem Canty (34.2, 5th)

PLAYERS NOTES

KAREEM CANTY: CAPITAL ONE IMPACT PERFORMANCE OF THE WEEK

Auburn's Kareem Canty was selected on the SEC Network as the Capital One Impact Performance of the Week on Jan. 20 after averaging 25.5 points in Auburn's back-to-back wins over No. 14/13 Kentucky and Alabama.

The Harlem, N.Y., native shot 50 percent (10-of-20) from 3-point range in the two wins.

Canty had 26 points on 5-of-12 3s vs. the Wild-

QUICK FACTS

GENERAL INFORMATION

Location.....	Auburn, Ala.
Founded	1856
Joined SEC.....	1932 (Original member)
Enrollment.....	25,912
Nickname	Tigers
Colors.....	Burnt Orange and Navy Blue
Facility (Capacity)	Auburn Arena (9,121)
Auburn Arena Record	51-38
President	Dr. Jay Gogue
Director of Athletics	Jay Jacobs
Faculty Representative	Dr. Mary Boudreaux
Head Coach.....	Bruce Pearl
Associate Head Coach	Chuck Person
Assistant Coaches	Harris Adler, Todd Golden
Dir. of Basketball Operations.....	Steven Pearl
Lettermen Returning/Lost.....	8/7
Starters Returning/Lost.....	3/3
Newcomers.....	10

BASKETBALL HISTORY

First Year of Basketball	1905-06
All-Time Record (Years)	1267-1138-1 (110th)
All-Time SEC Record (Years)	574-706 (83rd)
SEC Championships (Last)	2 (1999)
SEC Tournament Championships	1 (1985)
SEC Tourment Record	30-52
NCAA Tournament Appearances (Last)	8 (2003)
NCAA Tournament Record	12-8
NIT Appearances (Last)	6 (2009)
NIT Record	4-6
All-Americans	13
National Coach of the Year winners	1
All-SEC Selections	87

2014-15 INFORMATION

2014-15 Record	15-20
2014-15 SEC Record	4-14 (13th)
2015 SEC Tournament	3-1 (semifinals)



Coach Pearl is now one of 24 contestants in the Infinity Coaches' Charity Challenge, winning money for his favorite worthy cause. Vote once each day through February 14 at www.espn.com/infiniti to move Coach Pearl into the second round. Coach Pearl's charity is Children's Harbor, so let's get out the vote.

cats in 39 minutes and had 25 points on 5-of-8 3s vs. the Crimson Tide.

KAREEM ONLY ONE IN AMERICA

» Auburn's Kareem Canty is the only player in the nation to make eight 3-pointers, have seven assists and only one turnover in the same game (at Middle Tennessee on Dec. 12). Canty scored a career-high 28 points at MTSU, making four of his 3-pointers in the final 1:54 of regulation.

Iona's A.J. English and Oklahoma's Buddy Hield are the only other player to make at least eight 3s and have seven assists in the same game this season, although English had six turnovers. English made 13 3-point field goals and had eight assists vs. Fairleigh on Dec. 1.

Hield had eight 3s, seven assists and five turnovers at No. 1 Kansas on Jan. 4.

UMass' Trey Davis had eight 3s, seven assists and two turnovers at Davidson on Jan. 16.

KAREEM THE DREAM

» Kareem Canty is ranked fifth in the SEC in scoring at 18.3 ppg, is third in assists with 5.3 apg, ranked 13th nationally with 3.29 made 3s per game and fifth in minutes (34.2).

Canty was selected on the SEC Network as the Capital One Impact Performance of the Week on Jan. 20 after averaging 25.5 points in Auburn's back-to-back wins over No. 14/13 Kentucky and Alabama.

The Harlem, N.Y., native shot 50 percent (10-of-20) from 3-point range in the two wins.

Canty had 26 points, 21 in the second half, on 5-of-12 3s vs. the Wildcats in 39 minutes and had 25 points on 5-of-8 3s vs. the Crimson Tide.

He had 22 points at Hawai'i, 20 vs. Tennessee and 21 vs. No. 22 South Carolina.

Canty was named to the Hawaiian Airlines Diamond Head Classic all-tournament team by averaging 17.3 points and 7.0 assists.

He had 27 points in the win over New Mexico in the Diamond Head Classic and made the game-clinching 3-pointer with 26 seconds left to give the Tigers a four-point lead. It was his sixth 20-point game of the season, including four straight.

Canty led Auburn with 22 points and eight assists at Hawai'i and had 25 points at No. 10 Xavier.

He tied a career high with 28 points, seven assists and only one turnover in 39 minutes at Middle Tennessee. Canty made 4 straight 3-pointers in the final 1:54 of regulation and hit the game-tying trey with 1.7 seconds left to send the game into overtime as Auburn overcame a 6-point deficit. He went 10-of-20 from the field and 8-of-13 from 3-point line. His eight made 3-pointers is a career-high.

The Harlem, N.Y., native had 21 points and six assists in the win vs. Mercer and nailed the dagger 3-pointer to give the Tigers a 72-68 lead with 29 seconds remaining.

Canty had 21 points and a career high-tying eight rebounds for the second straight game vs. Oklahoma State in the Big 12/SEC Challenge.

He had 24 points (6-of-12 3fgs) and seven

assists vs. Colorado and scored a team-high 20 points to lead Auburn to its season-opening win over UAB. He was four rebounds shy of a triple-double with 17 points, 10 assists and a career-high six rebounds vs. Northwestern State.

Kareem Canty SEC rankings

- 3FGs made/game: 1st (3.29), 13th in NCAA
- Assists: 3rd (5.3)
- Scoring: 5th (18.3 ppg)
- Minutes: 5th (34.2)

DISHING IT OUT

» Junior Kareem Canty, who reached 100 assists in 19 games this season, is the fastest Tiger to record 100 assists in a season since Quantez Robertson had 100 in the first 19 games in 2006-07.

Canty now has 111 assists.

DOUBLE-DOUBLE TYLER

» Tyler Harris is 18th in the SEC averaging 14.3 points, is eighth with 7.8 rebounds and fourth with 3.0 offensive rebounds.

The Dix Hills, N.Y., native is fourth in the SEC with eight double-doubles this season after not having a single one prior in his career.

Harris had his eighth double-double with 16 points and 11 rebounds vs. Oklahoma State in the Big 12/SEC Challenge.

He notched his seventh double-double with 21 points and 11 rebounds going 3-of-3 from 3-point range in the 75-70 win over No. 14/13 Kentucky.

Harris totaled 19 points and a career-high tying 13 rebounds vs. Tennessee in his SEC debut. He had 22 points and six assists vs. No. 22 South Carolina and 21 points, five rebounds, two blocks, an assist and steal at Missouri.

He had 12 points and 12 rebounds vs. Harvard in the Diamond Head Classic and just missed his sixth double-double with 15 points and nine rebounds at Hawai'i.

He had three straight double-doubles at Coastal Carolina, at Middle Tennessee and vs. Mercer, and he had four in his first seven games as a Tiger as he had 20 points and 11 rebounds vs. Mercer after scoring 14 points and a career-high 13 rebounds at Middle Tennessee.

He notched his first career double-double against Colorado with 23 points and 12 rebounds.

Tyler Harris double-doubles

- Colorado23 pts, 12 reb
- at Coastal Carolina..... 21 pts, 12 reb
- at Middle Tennessee 14 pts, 13 reb
- Mercer..... 20 pts, 11 reb
- vs. Harvard..... 12 pts, 12 reb
- Tennessee 19 pts, 13 reb
- No. 14/13 Kentucky.....21 pts, 11 reb
- Oklahoma State16 pts, 11 reb

Tyler Harris SEC rankings

- Double-Doubles: 4th (8)
- Rebounding: 8th (7.8)
- Offensive Rebounds: 4th (3.0)
- Scoring: 18th (14.3)

DOUBLE-DOUBLE CIM

» Senior Cinmeon Bowers is averaging 10.9 points and 9.5 rebounds this year, third in the SEC. He is third in the SEC with nine double-doubles on the season and is second in the league with 7.1 defensive rebounds per game and 10th with 2.4 offensive rebounds.

Playing in his first game as the starting point guard at Georgia on Feb. 6, Bowers recorded his ninth double-double with 12 points and 13 rebounds to go along with two blocks, two steals, one assist and one turnover in 33 minutes.

He recorded his eighth double-double with a career-high tying 20 points and 18 rebounds in the win vs. Alabama on Jan. 19.

In his monster game in the win vs. Alabama on Jan. 19, Bowers became the first Auburn player to have at least 20 points and 18 rebounds in a game since Mack McGadney had 33 points and 19 rebounds vs. Toledo on Nov. 25, 2000.

It was the sixth time in Bowers' career that he has had at least 15 points and 15 rebounds in a game.

Bowers notched his seventh double-double of the season and 21st of his two-year career with 13 points, 10 rebounds and three steals at Vanderbilt on Jan. 12.

He had 12 points and 12 rebounds in the win over New Mexico in the Diamond Head Classic for his fourth straight double-double and just missed his fifth straight with 17 points and nine boards vs. Harvard.

He finished with 12 points and 11 rebounds at No. 10 Xavier for his third straight double-double and fifth in the last six games.

It is the third time in his career Bowers has had at least four straight double-doubles as he had two streaks of four straight double-doubles last season.

He notched his second-straight double-double and third in four games with 13 points and 12 rebounds vs. Mercer.

The Racine, Wis., native had 19 points and a career-high 19 rebounds at Middle Tennessee.

Bowers has 23 career double-doubles in one-plus seasons at Auburn.

He averaged 12.1 points and 9.6 rebounds last season.

Cinmeon Bowers double-doubles

- Georgia Southern..... 15 pts, 13 reb
- Northwestern State..... 16 pts, 10 reb
- at Middle Tennessee 19 pts, 19 reb
- Mercer..... 13 pts, 12 reb
- at No. 10 Xavier.....12 pts, 11 reb
- vs. New Mexico 12 pts, 12 reb
- at Vanderbilt..... 13 pts, 10 reb
- Alabama 20 pts, 18 reb
- at Georgia 12 pts, 13 reb

Cinmeon Bowers SEC rankings

- Defensive Rebounds: 2nd (7.1)
- Double-Doubles: 3rd (9)
- Rebounding: 3rd (9.5)
- Offensive Rebounds: 10th (2.4)

LEADING TIGERS IN PPG, APG IN SAME SEASON

» Kareem Canty is currently leading Auburn with both 18.5 points and 5.3 assists per game.

Since assists records became available in 1965-66, seven players have led Auburn in scoring and assists in the same season a total of 10 times.

Season	Player	PPG	APG
2015-16	Kareem Canty	18.3	5.3
2009-10	DeWayne Reed	16.5	4.3
2008-09	DeWayne Reed	13.2	3.7
2002-03	Marquis Daniels	18.4	3.3
2001-02	Marquis Daniels	11.6	4.1
1997-98	Doc Robinson	12.4	4.4
1996-97	Wes Flanigan	11.0	4.5
1975-76	Eddie Johnson	19.7	5.7
1974-75	Eddie Johnson	20.9	5.8
1972-73	Gary England	12.8	3.2
1970-71	John Mengelt	28.4	3.5

STAT SHEET STUFFER

» Junior T.J. Dunans, who has not played because of injury since the second half of the Harvard game on Dec. 23, is averaging 12.4 points, 2.6 rebounds, 2.8 assists, 1.5 steals and 1.3 blocks. The Atlanta, Ga., native tied a career-high with 20 points vs. New Mexico.

He totaled 17 points, six rebounds, three assists, three steals and a block in his Auburn debut vs. UAB.

He had 20 points on 4-of-6 3-pointers, four rebounds and three assists vs. Northwestern State.

Dunans, who is shooting 52.3 percent from the floor, is an even better 59.6 percent (34-of-57) from 2-point range only.

HIGH-FLYING HORACE

» Freshman Horace Spencer is ranked fifth in the SEC with 1.8 blocks.

He notched all career-highs of 11 rebounds, six blocks and 27 minutes vs. Oklahoma State in the Big 12/SEC Challenge on Jan. 30. The Philadelphia, Pa., native also had six points and a steal.

He had seven points, three blocks, three assists and three steals vs. LSU.

Spencer is the first Auburn player to record at least five blocks in a game three times in the same season since Kenny Gabriel had three such games in 2011-12.

He is the first freshman to do so since Kyle Davis had five such games in 2000-01. Spencer had a career-high six blocks vs. Oklahoma State and five blocks each in wins vs. No. 14/13 Kentucky and vs. UAB in his collegiate debut.

Spencer started seven games from New Mexico on Dec. 22 through at Vanderbilt on Jan. 12. He is averaging 4.2 points, 4.9 rebounds and is ninth in the league with 1.7 blocks in 16.5 minutes per game.

Spencer leads all freshmen in blocks per game this season.

In the win over No. 14/13 Kentucky, Spencer blocked a career high-tying five blocks to go along with four points and three rebounds. In the following game in the win vs. Alabama, he tied a career-high with eight rebounds and had five

points in 15 minutes.

He tied his career-high with eight points at Missouri to go along with six rebounds and two blocks.

Spencer made his first start vs. New Mexico and responded with six points, five rebounds, three blocks and two steals.

He preserved Auburn's 75-74 win over UAB, blocking Chris Cokley's shot in the paint with 1.8 seconds left. The Philadelphia, Pa., native became just the third Auburn player to record five blocks in a game since the start of the 2012-13 season.

It was the first game-winning block for the 6-foot-9 Spencer in his basketball life.

Spencer had eight points and eight rebounds vs. Colorado and six points, seven rebounds, three blocks, two assists and a steal in 14 minutes vs. Georgia Southern.

BIG SHOT LANG

» Sophomore TJ Lang scored a career-high 19 points on a career-best 5-of-7 3-pointers at Ole Miss on Jan. 27 and had eight points on 2-of-4 3s, three rebounds and three steals vs. Oklahoma State in the Big 12/SEC Challenge on Jan. 30.

The Mobile, Ala., native is shooting 38.9 percent (28-of-72) from 3-point range on the season.

The Alabama game on Jan. 19 was the first time he scored in double figures since scoring 14 points at Coastal Carolina on Dec. 2, string of 11 straight games without scoring in double figures. During the 11-game stretch, Lang scored a total of 34 points (3.1 ppg) in the 11 games prior to the Alabama game.

Lang drained the game-winning 3-pointer with 16.3 seconds remaining from the right corner in Auburn's 75-74 win over UAB. The Tigers led for all but 20 seconds in the game, trailing only when the Blazers took the lead by two in the possession before.

He had a career-high 14 points, making 4-of-8 3-pointers in the win at Coastal Carolina.

Lang is averaging 5.8 points on the season.

BRYCE BRYCE BABY

» Bryce Brown has the fourth most made 3-pointers by an Auburn freshman with 54 this season, 10 behind Ronnie Battle's record of 64 in the 1989-90 season.

Brown had 18 points on 6-of-13 3-pointers vs. LSU on Feb. 2 and 18 points on 4-of-8 3s at Tennessee on Feb. 9.

He is averaging 9.5 points and shooting 35.8 percent from 3-point range on the season.

He scored a career-high 20 points in back-to-back games at Hawai'i and vs. Tennessee in his SEC debut while shooting 52.4 percent (11-of-21) from 3-point range.

The Stone Mountain, Ga., native scored a career-high 20 points on 6-of-12 3-pointers at Hawai'i in his 10th collegiate game. He was the first freshman to score at least 20 points a game since Chris Denson in the 2011 SEC Tournament.

He followed that with 20 points on 5-of-9 3-pointers vs. Tennessee in his SEC debut.

Brown scored 15 points in 18 minutes, making 4-of-8 three-pointers, in the win vs. Northwestern

State.

He had 13 points on 3-of-7 3s vs. Harvard in the Diamond Head Classic semifinals and had 12 points on three 3-pointers in 20 minutes in the win at Coastal Carolina.

Brown scored 11 points in six minutes vs. Georgia Southern. He went 3-of-4 from 3-point range.

AIR JORDON

» With all of Auburn's injuries, senior Jordon Granger started seven games and scored a season-high 11 points on 3-of-4 3-pointers coming off the bench at Florida on Jan. 23.

In the last 12 games, Granger is averaging 6.1 points in 25.6 minutes. He averaged 2.1 points and 1.3 rebounds in 13.6 minutes in Auburn's first 11 games. Granger totaled season-highs of seven points, five rebounds, two blocks and two steals in 33 minutes vs. the Vols.

Granger, who started 33 of 34 games last season, made his first start of this season vs. No. 22 South Carolina and had a season-high eight points, three rebounds, three steals and two assists in 31 minutes.

He had seven points, five rebounds and two blocks at Missouri and eight points in 27 minutes at Vanderbilt.

A NEW DAY

» Freshman New Williams scored three points and had a career-high five rebounds in 18 minutes at Tennessee on Feb. 9.

The Inglewood, Calif., native is averaging 3.0 points in 20.0 minutes while shooting 40 percent (2-of-5) from 3-point range in Auburn's last two games.

He had only played 73 minutes in Auburn's first 21 games, scoring a combined 12 points.

KEIM TIME

» With all of Auburn's injuries, sophomore walk-on Patrick Keim is the Tigers' backup point guard.

Keim, who played eight minutes total last season, played nine minutes vs. Tennessee as the backup point guard and recorded two assists and a steal. He had two rebounds in a career-high 11 minutes at Missouri. Keim scored two points on a pair of free throws in a minute in the win over No. 14/13 Kentucky.

SEASON NOTES**BACK-TO-BACK WINS OVER KENTUCKY & ALABAMA?**

» Auburn defeated Kentucky and Alabama in back-to-back games for the first time since 1967 and the third time in its 110 seasons of basketball.

The Tigers defeated #14/13 Kentucky 75-70 on Jan. 16 followed by an 83-77 victory over Alabama on Jan. 19.

Previously, the Tigers defeated the Wildcats and Crimson Tide in back-to-back games in both 1958 and 1967.

Auburn is now 11-7 all-time in its next game

Auburn-Vanderbilt Game Notes

following a victory over Kentucky, including 3-2 when playing Alabama following a victory over the Wildcats.

Here is a listing of the times Auburn had a chance to defeat both:

- Feb. 24, 1958
Auburn 64, #13 Kentucky 63
- March 1, 1958
#16 Auburn 67, Alabama 65
- Feb. 27, 1967
Auburn 60, Kentucky 49
- March 3, 1967
Auburn 99, Alabama 96 OT

- *March 6, 1987
Auburn 79, Kentucky 72
- *March 7, 1987
#9 Alabama 87, Auburn 68

*SEC Tournament

- Jan. 24, 1990
Auburn 74, Kentucky 70
- Jan. 27, 1990
#24 Alabama 78, Auburn 59

- Jan. 16, 2016
Auburn 75, #14/13 Kentucky 70
- Jan. 19, 2016
Auburn 83, Alabama 77

WHAT A RUN

» Here are some statistics in the final 15:29 of Auburn's 75-70 win over No. 14 Kentucky after trailing 47-35 and outscoring them 40-23.

- Auburn shot 10-17 (.588) from the floor while holding Kentucky to 8-30 (.267)
- Auburn was 5-8 (.625) from 3-point range while holding Kentucky to 2-10 (.200)
- Auburn was 15-21 (.714) from the foul line to Kentucky's 5-6 (.833)
- Canty and Harris scored 28 of Auburn's final 33 points, and 35 of the Tigers' 45 second-half points.
- Kareem Canty had 18 points on 3-4 3s and 7-9 free throws
- Tyler Harris had 12 points and five rebounds

START SPREADING THE NEWS

» Auburn's New York duo of Harlem native Kareem Canty and Dix Hill's Tyler Harris combined for 47 points in the Tigers' 75-70 comeback victory over No. 14/13 Kentucky on Jan. 16.

Canty and Harris scored 28 of Auburn's final 33 points, and 35 of the Tigers' 45 second-half points.

Canty scored 26 points on 5-of-12 3-pointers to go along with four assists in 39 minutes.

Harris notched his seventh double-double with 21 points and 11 rebounds and two assists in 29 minutes. He was 3-of-3 from 3-point range.

MOST 3s vs. KENTUCKY IN 6 YEARS

» Auburn's 12 made 3-pointers in the win vs. No. 14/13 Kentucky were the most the Wildcats have allowed to an opponent in six years.

BRUCE PEARL: 3 OF TOP 4 SCORING OUTPUTS IN SEC IN LAST 10 YEARS

» Coach Bruce Pearl has three of the top four and five out of the top 10 scoring performances in the SEC over the last 10 years with 124 points, 121, 119, 114 and 111.

Here is a listing of the top 10:

130 Arkansas v. Alcorn State (11.13.09) Pelphrey
124 Tennessee v. UNC Asheville (11.17.09) Pearl
121 Tennessee v. Long Beach St. (3.16.07) Pearl
119 Auburn v. Northwestern St. (11.27.15) Pearl
119 LSU v. North Florida (12.2.15) Jones
117 Arkansas v. Northwestern St. (12.1.15) Anderson
114 Tennessee v. Chattanooga (11.15.08) Pearl
112 Florida v. Jackson State (3.16.07) Donovan
112 Arkansas v. Longwood (11.18.12) Anderson
111 Tennessee v. Texas (12.23.06) Pearl
111 Ole Miss v. Miss. Valley St. (11.22.13) Kennedy
111 Arkansas v. SE Louisiana (12.3.13) Anderson

SEC OPENER ON CBS • AURLIVE

» Auburn, defeated Tennessee 83-77 in its first SEC opener on CBS, is 4-0 at home all-time on the network, defeating LSU 67-52 in 2012, Alabama 88-76 in 2008 and Florida 88-69 in 1999.

It was the AURLIVE game to benefit cancer patients in the fight to beat cancer. AURLIVE raises the awareness of cancer prevention and detection while t-shirt sales and donations raise money to benefit cancer patients. One of the many goals is for each person in attendance at the game to buy an orange AURLIVE t-shirt benefiting the cause and wear at the game.

T-shirt cost is \$20 and the proceeds benefit local cancer treatment/awareness.

The money raised directly benefits cancer patients at these hospitals: Coosa Valley, East Alabama Medical Center, Russell Medical Center, Children's of Alabama, Montgomery Cancer Center and the L5 Foundation in Knoxville, Tenn.

Pearl initiated the OUTLIVE program in 2009 at Tennessee in recognition of former Vol Chris Lofton, who beat testicular cancer through early diagnosis and treatment and went on to play the entire 2007-08 season while recovering from his battle with the disease.

The OUTLIVE program at Tennessee raised over \$1 million while Pearl has raised over \$500,000 in two years for Children's Harbor in Alabama.

NOTES FROM NORTHWESTERN STATE GAME

- Auburn's 119 points scored were the fourth most in school history
- Auburn's 72 points scored in the 2nd half were the third most points scored in a half in school history
- Auburn's 17 made 3-pointers were one shy of the school record of 18 vs. Temple in 2004
- Auburn shot 69.2 percent (27-of-39) from the floor in the second half, including 11 straight made field goals
- Cinmeon Bowers recorded his second straight double-double with 16 points and 10 rebounds
- Kareem Canty was four rebounds shy of a triple-double and the first player since Jamison Brewer in 2000 to record a double-double in points

and assists as Canty had 17 points, 10 assists and 6 rebounds

- Freshman Bryce Brown scored 15 points on 4-of-8 3s in 18 minutes

CIM: SEC RETURNING LEADER

» Senior Cinmeon Bowers is the SEC's leading re-turner in both double-doubles (14) and rebounding (9.6 rpg). Bowers also averaged 12.1 ppg and was named to the First-Year SEC Academic Honor Roll with a 3.0 GPA. His 14 double-doubles were the most for an Auburn player since Jeff Moore's 14 in 1986-87.

HELP ARRIVED

» Auburn featured a nationally ranked recruiting class ranked 19th that features guard T.J. Dunans (nation's No. 1 ranked junior college player), 6-foot-9 forward Horace Spencer (ranked No. 48 by 247Sports), guard Bryce Brown and guard New Williams.

Not included in the recruiting class rankings are redshirt junior guard Kareem Canty, who averaged 16.3 ppg at Marshall in 2013-14, and graduate student Tyler Harris, who averaged 9.9 ppg and 4.0 rpg last season at Providence.

RETURNING STARTERS

» Auburn returned three starters in seniors Cinmeon Bowers (12.1 ppg, 9.6 rpg) and Jordon Granger (4.9 ppg, 3.4 rpg) and junior Tahj Shamsid-Deen (6.1 ppg, 1.5 apg), who missed the final 11 games of the season due to injury. T.J. Lang made six starts last season.

RETURNING NUMBERS

» Auburn returned 33.8 percent of its scoring and 58.3 percent of its rebounding from last year's team that finished 15-20 overall, 13th in the SEC with a 4-14 record. The Tigers won three games in the SEC Tournament for the first time in 30 years, reaching the semifinals.

A BIG TEST

» Auburn faces 21 of its 30 total games against 17 teams that reached postseason last year, including 12 games vs. those in the NCAA Tournament and five in the NIT.

Participating in the loaded Diamond Head Classic as well as facing nine 2015 postseason teams, including six that played in the NCAA Tournament, along with home games vs. NCAA Tournament teams UAB (won 75-74) in the season opener along with Oklahoma State in the Big 12/SEC Challenge highlight Auburn's demanding 12-game non-conference schedule. Auburn lost to Colorado in ESPN's College Hoops Tip-Off Marathon in Auburn Arena. This marked the second consecutive year the Tigers and Buffaloes have been a part of ESPN's College Hoops Tip-Off Marathon as the game was played in Boulder last season. It was the first time Auburn has hosted the prestigious event, and the first time in history the Tigers have been on ESPN in a regular season non-conference home game.

BP's SCHEDULE STRENGTH

» Coming into the 2015-16 season, in Bruce Pearl's seven years coaching in the SEC, he has the second-toughest ranked schedule behind only Duke's Mike Krzyzewski. Here is a listing of the top five:

1. Mike Krzyzewski, Duke (6.4)
2. **Bruce Pearl (8.1)**
3. Roy Williams, UNC (9.3)
4. John Thompson III, Georgetown (16.9)
5. Tom Izzo, Michigan State (18.4)
6. Rick Pitino, Louisville (19.6)

IMPRESSIVE

» Bruce Pearl's 486-179 (.731) overall record is the second-best winning percentage out of the 14 current SEC head coaches.

IMPRESSIVE II

» Bruce Pearl's 169-95 (.640) record as a head coach in the SEC is the second-best winning percentage out of the current SEC head coaches.

AUBURN RPI IMPROVEMENT UNDER PEARL

» Here are Auburn's final RPI rankings according to NCAA.com in the last five seasons. The highest ranking in the previous five seasons came in Coach Bruce Pearl's first season at Auburn in 2014-15 and will continue to improve.

- Auburn's 202 RPI average for the four seasons prior to Bruce Pearl was the second worst among teams in the Power 5 conferences, behind only TCU.

Auburn's Final RPI

2010-11: 253
2011-12: 145
2012-13: 250
2013-14: 160
2014-15: 132 (Bruce Pearl)
2015-16: 132 (Bruce Pearl)

Bruce Pearl RPI avg. at Auburn: 132

Auburn 4-yr RPI avg. pre-Pearl: 202

WADDELL EARNS SCHOLARSHIP

» Junior Devin Waddell, who was a walk-on the previous two seasons, earned an athletic scholarship prior to this season. Waddell is majoring in chemical engineering with a business minor.

The Greensboro, N.C., native played in 27 games last year, starting one at center vs. No. 1 Kentucky in the SEC Tournament semifinals. He held Kentucky's Karl-Anthony Towns, the No. 1 pick in the 2015 NBA Draft, to zero field goals in the SEC Tournament semifinals.

2014-15 QUICK REVIEW

» In the 2015 SEC Tournament, Auburn won three games in three days for the first time in 30 years and reached the semifinals for the first time since 2009. The Tigers defeated Mississippi State and two postseason teams, Texas A&M (NIT) and LSU (NCAA), before falling to undefeated Kentucky.

- Auburn defeated five NCAA Tournament teams last season: LSU (twice), Xavier, Georgia and Texas Southern.

- KT Harrell was named an All-SEC second-team selection by the league's coaches and the Associated Press and was also voted to the SEC

All-Tournament Team.

- KT Harrell was the SEC scoring champion at 18.5 points per game, the sixth Auburn player to lead the league in scoring.

- Antoine Mason (.448) and KT Harrell (.445) were the top two 3-point shooters in SEC play.

- It took Auburn just three games under Bruce Pearl to score 100 points in a 105-point output against Louisiana, a feat that hadn't been accomplished since 2003 vs. Grambling State, a span of 340 games.

- Auburn sold out of season tickets last season for the first time since 1999-2000 and was ranked second nationally in Div. I average home attendance increase. Auburn's increase of 2,002 is its largest in 15 years. The top four ranked teams in NCAA Div. I average home attendance increase for 2014-15 include North Carolina State at 2795, Auburn 2002, Virginia 1972 and Utah 1790. The other three teams were NCAA Tournament participants.
- Auburn averaged 7,825 in 17 home games this past year at Auburn Arena, the most since the 2001-02 season.
- Auburn ranked third in the SEC in attendance capacity at 87.5 percent in 2014-15.

ACADEMIC HIGHLIGHTS UNDER BRUCE PEARL

» Auburn is 5-for-5 in graduating players under Bruce Pearl in Malcolm Canada, Chris Denson, Asaunh Dixon-Tatum, KT Harrell and Allen Payne.

- Auburn had a perfect 1000 APR last season.
- Last season, Auburn had five SEC First-Year Academic Honor Roll members in Cinmeon Bowers, Patrick Keim, Antoine Mason, K.C. Ross-Miller and Cole Stockton.

AUBURN'S LAST WIN OVER ...

- a top-25 team: Jan. 16, 2016 (#14/13 Kentucky)
- a top-15 team: Jan. 16, 2016 (#14/13 Kentucky)
- a top-10 team: Mar. 23, 2003 (vs. #8 Wake Forest)
- a top-5 team: Jan. 14, 1995 (#4 Arkansas)
- the #1 team: Jan. 9, 1988 (at #1 Kentucky)

BRUCE PEARL vs. RANKED TEAMS

» Bruce Pearl is 25-29 against ranked opponents since becoming a Division I head coach.

- 25-29 vs. Top 25 teams
- 13-18 vs. Top 15 teams
- 9-13 vs. Top 10 teams
- 7-9 vs. Top 5 teams
- 2-5 vs. #1 teams

When Pearl's team was unranked facing a ranked team, he is 12-17.

BRUCE PEARL'S LAST WIN OVER ...

- a top-25 team: Jan. 16, 2016 (#14/13 Kentucky)
- a top-15 team: Jan. 16, 2016 (#14/13 Kentucky)
- a top-10 team: Dec. 11, 2010 (#3 Pittsburgh)
- a top-5 team: Dec. 11, 2010 (#3 Pittsburgh)
- the #1 team: Jan. 10, 2010 (#1 Kansas)

AUBURN ARENA SELLOUTS

» In the six-year history of Auburn Arena, the Tigers have sold out 12 games.

Under Bruce Pearl, Auburn had seven sellouts in one-plus years compared to only five in the 72

games prior to Pearl's arrival in 2014-15.

Here is a listing of those sellouts:

Date	Opponent	Att.	Score
1-19-16	Alabama	9,121	W, 83-77
1-16-16	Kentucky (#14/13)	9,121	W, 75-70
11-13-15	UAB	9,121	W, 75-74
3-7-15	Georgia	9,121	L, 64-61
2-17-15	Alabama	9,121	L, 79-68
2-7-15	Ole Miss	9,121	L, 86-79
1-16-15	South Carolina	9,121	W, 71-68
1-19-13	Kentucky	9,121	L, 75-53
1-11-12	Kentucky (#2)	9,121	L, 68-53
2-12-11	Mississippi State	9,121	W, 65-62
1-22-11	Alabama	9,121	L, 68-58
11-12-10	UNC Asheville	9,121	L, 70-69

2015-16 SEC PRESEASON MEDIA POLL

1. Kentucky406
2. Vanderbilt357
3. Texas A&M344
4. LSU333
5. Georgia266
6. Florida258
7. South Carolina204
8. Mississippi State203
9. Ole Miss184
10. Auburn168
11. Arkansas118
12. Tennessee86
13. Alabama85
14. Missouri33

AUBURN'S ALL-TIME RECORD

» In its 110th season and through 2,460 games of Auburn Basketball, the Tigers are 1291-1168-1 (.525).

OVERTIME RECORD

» Auburn has a 49-51 (.490) record in overtime games in its history. The Tigers are 0-1 in overtime this season, losing at Middle Tennessee 88-81 in Nashville's Bridgestone Arena.

2015 SIGNEES

» **Jared Harper, 5-10, 160, G Mableton, Ga. (Pebblebrook)**

Jared Harper is a consensus four-star by ESPN, 247Sports, Rivals and Scout. He is ranked 52nd nationally by Rivals, 91st by ESPN and 104th by 247Sports. He was named co-MVP at the Nike EYBL Peach Jam championship game, totaling 34 points, eight assists and four rebounds in Team Georgia's 104-77 victory against the St. Louis Eagles.

"Jared Harper is undersized and still underrated," said Pearl. "Prior to this summer, Jared was not even recognized amongst the top 100 players in the country or top 20 point guards in the nation.

He was the MVP of Nike's No. 1 summer event, the Peach Jam, and in my mind, one of the elite point guards in the country.

"He will be one of college basketball's most dynamic smaller guards. He has a great ability to push the break, find the open man, extend the defense with a tremendous basketball IQ."

Harper had 35 points vs. South Cobb on Dec. 5, 2015.

Harper had 24 points and six rebounds in the Georgia Stars 83-77 overtime win against Team Takeover of Washington D.C. in the semi-finals of the Peach Jam.

Harper averaged 21 points and seven assists for Georgia Class 6A State runner-up Pebblebrook High School, which finished with a school record 27 wins (27-6), as a junior in 2014-15. Pebblebrook lost to Wheeler 59-58 in the state championship game in which Harper had given the Falcons a 58-57 lead with a free throw with 7.8 seconds remaining.

"When we committed Jared, we may have been his only SEC offer," said Pearl. "After this past summer, more than half the schools in our league would have been happy to have him, but the Harpers stayed loyal to the Auburn Family."

>> Mustapha Heron, 6-5, 210, G Waterbury, Conn. (Sacred Heart)

Consensus five-star Mustapha Heron is the first five-star in Auburn history. He has garnered that ranking from ESPN, 247Sports, Rivals and Scout. He is ranked 21st nationally by Rivals, 23rd by Scout, 24th by ESPN and 24th by 247Sports.

"Mustapha is a program changer," said Pearl. "Mustapha was one of two or three players this summer whom I enjoyed watching more than anybody. You talk about productive, impossible to stay in front of, vicious at the rim, explosive with either hand, tremendous range in his jump shot, willing defender, leader and mature beyond his years.

"He should be the third McDonald's All-American that Auburn University has ever had. He is a great person and has a great family."

The reigning New Haven Register All-State Player of the Year averaged 22 points and 5.3 rebounds last season. Heron is only the second junior to earn the honor.

Heron attended Wilbraham & Monson prep school as a freshman and the start of his sophomore year. He transferred to Sacred Heart before the 2013-14 season started and helped lead the Hearts to consecutive Class S state titles. Sacred Heart went 28-0 last season and occupied the No. 1 spot in the Register/GameTimeCT Top 10 poll the entire season.

Sacred Heart was coming off three straight years of not qualifying for the postseason prior to Heron's arrival.

Playing AAU for the Harlem-based New York Rens, Heron averaged 20 points and nine rebounds for a squad that went 55-5 over the summer and won five of six tournaments throughout the country.

The Rens finished seventh this summer in ESPN's Top 25 AAU rankings.

The left-hander played in Treviso, Italy after being invited to play for the U-18 USA Select Team.

The AAU all-star team opposed a U-20 team from France, a U-19 team from Greece and a Euro-Camp All-Star team that included six players who declared for the 2015 NBA Draft. Team USA went 3-0, the first time in the EuroCamp's history that the U.S. won even one game.

Heron has also played on the same court with LeBron James, Stephen Curry and Chris Paul.

Heron's father, Bryan, played at Central Connecticut State from 1985-89, averaging 14.4 points and 6.6 rebounds in his career before playing professionally in Europe.

>> Anfernee McLemore, 6-7, 210, F Warwick, Ga. (Worth County)

Anfernee McLemore is rated as a four-star by ESPN and a three-star by 247Sports, Rivals and Scout. McLemore averaged 19 points, 11.8 rebounds and 6.4 blocks per game for Worth County as a junior, recording several triple-doubles.

"Anfernee is a terrific student-athlete," said Pearl. "He has a 4.0 GPA, is a hard-worker, disciplined, tremendous athleticism and a really productive player. I think he is a guy who will be four years in the program, leave with his master's degree and will continue to get better every year."

A two-time All-Area selection by the Albany Herald and a member of the newspaper's Super Six, McLemore has started for the Rams each of his four years in high school.

McLemore sports a 4.0 grade-point average in advanced classes. He had considered Yale, Brown, Oregon State, Stanford and Georgia Tech.

WHAT'S NEXT?

>> Auburn plays at Arkansas (12-12, 5-6) on Wednesday at 6 pm CT on the SEC Network. The Razorbacks, who play at Ole Miss on Saturday prior to playing the Tigers, are led by Dusty Hannahs' 16.5 points and 44.5 percent 3-point shooting that ranks third in the SEC. Anthlon Bell averages 16.2 points while leading the SEC shooting 47.0 percent from 3-point range and Moses Kingsley nearly averages a double-double with 15.9 points and 9.0 rebounds. He ranks second in the SEC with 11 double-doubles on the season. Arkansas leads the SEC and is ranked eighth nationally shooting 41.8 percent from 3-point range and with a +1.5 assist/turnover ratio. The Razorbacks, who are 11-3 overall and 4-1 in the SEC at home, have won three of their last five games with wins over Tennessee, Texas Tech in overtime and Texas A&M.

What They are Saying:

"Bruce Pearl is so smart ... there is a culture change happening with Auburn Basketball."

-- Laura Rutledge, SEC Network

"The energy in Auburn Arena is worth 10 points a night."

-- Tom Hart, SEC Network

"He (Kareem Canty) made one 3-pointer that was at least two steps across half court. That was unguardable. I don't think anybody in the SEC can guard that shot unless you run five guys at him."

-- Avery Johnson, Alabama head coach

"This (Auburn Arena) is a loud building. The energy and electricity in this building is second to none in the league right now."

-- Tom Hart, SEC Network during Auburn's 83-77 win over Alabama Jan. 19, 2016

"He (Kareem Canty) is a baller."

-- John Pelphrey, SEC Network during Auburn's 83-77 win over Alabama Jan. 19, 2016

"They were tremendous. They have great chemistry between the two of them. They are a dynamic tandem right now in recruiting and coaching."

-- John Pelphrey, SEC Network of Auburn head coach Bruce Pearl and associate head coach Chuck Person

"You might say he has earned his stripes."

-- John Pelphrey, SEC Network of Auburn's mascot, Aubie, winning his ninth national title this year as well as being the first mascot inducted into the Mascot Hall of Fame at mascotshallof-fame.com.



--	--	--

PEARL GEMS

- 6 National Coach of the Year Awards
- 2006 Basketball Times, CBSsportsline, Sporting News National Coach of the Year
 - 2008 SEC Co-Coach of the Year
 - 2008 Rupp Cup Co-winner
- 2006 & 2008 AP SEC Coach of the Year

• Has advanced to postseason play in 18 of 20 years as a head coach

• Set single-season wins records at three different schools (29 at Southern Indiana in 1995; 26 at Wisconsin-Milwaukee in 2005; 31 at Tennessee in 2008)

• Bruce Pearl's teams have led their conference in scoring 16 of the 20 years that he has been a head coach. His squads were the SEC's scoring champion in four of his six seasons at Tennessee, averaging 77.4 ppg while allowing 70.5 ppg.

• One of just seven active head coaches who has led his teams to at least 10 NCAA Sweet 16 appearances (10 total)

• In 20 years as a head coach, Bruce Pearl's teams have finished either first or second in conference play 15 times. In six years at Tennessee, he won the SEC East outright or tied for it three times and finished second once. In four years at Milwaukee, he was in the top two all four years (two first-place finishes). In nine years at Southern Indiana, he finished first four times and second three times.

• Led Tennessee to an average of 25.2 wins per season, an average year-end RPI of 8 and 6 straight NCAA Tournament appearances

• Reached the NCAA Tournament Elite 8 in 2010 and played in four Sweet 16s in 2005, 2007, 2008 and 2010

• Reached the NCAA Tournament Sweet 16 or better in four of the last eight years as a head coach

• Bruce Pearl's 486-179 (.731) overall record is the second-best winning percentage out of the 14 current SEC head coaches.

• Bruce Pearl's 169-94 (.643) record as a SEC head coach is the second-best winning percentage out of the current SEC head coaches.

• In Pearl's 7 years coaching in the SEC, he has the 2nd toughest ranked schedule behind only Duke's Mike Krzyzewski. Pearl's average strength of schedule is 8th while Krzyzewski's is 6th.

• Coach Bruce Pearl has three of the top four and five out of the top 10 scoring performanc-

es in the SEC over the last 10 years with 124 points, 121, 119, 114 and 111.

Here is a listing of the top 10:

130	Arkansas v. Alcorn State (11.13.09)	Pelphrey
124	Tennessee v. UNC Asheville (11.17.09)	Pearl
121	Tennessee v. Long Beach St. (3.16.07)	Pearl
119	Auburn v. Northwestern St. (11.27.15)	Pearl
119	LSU v. North Florida (12.2.15)	Jones
117	Arkansas v. N'western St.(12.1.15)	Anderson
114	Tennessee v. Chattanooga (11.15.08)	Pearl
112	Florida v. Jackson State (3.16.07)	Donovan
112	Arkansas v. Longwood (11.18.12)	Anderson
111	Tennessee v. Texas (12.23.06)	Pearl
111	Ole Miss v. MSVU (11.22.13)	Kennedy
111	Arkansas v. SE Louisiana (12.3.13)	Anderson

• In the 2015 SEC Tournament, Auburn won three games in three days for the first time in 30 years and reached the semifinals for the first time since 2009. The Tigers defeated Mississippi State and two postseason teams Texas A&M (NIT) and LSU (NCAA) before falling to undefeated Kentucky.

• Auburn defeated five NCAA Tournament teams last season: LSU (twice), Xavier, Georgia and Texas Southern

• It took Auburn just three games under Bruce Pearl to score 100 points in a 105-point output against Louisiana, a feat that hadn't been accomplished since 2003 vs. Grambling State, a span of 340 games.

• Auburn sold out of season tickets last season for the first time since 1999-2000 and was ranked second nationally in Div. I average home attendance increase. Auburn's increase of 2,002 is its largest in 15 years. The top four ranked teams in NCAA Div. I average home attendance increase for 2014-15 include North Carolina State at 2795, Auburn 2002, Virginia 1972 and Utah 1790. The other three teams were NCAA Tournament participants.

• Auburn has sold out of season tickets in back-to-back seasons in 2014-15 and 2015-16, both under Pearl, for the first time in school history.

• Auburn averaged 7,825 in 17 home games this past year at Auburn Arena, the most since the 2001-02 season.

• Auburn ranked third in the SEC in attendance capacity at 87.5 percent in 2014-15.

Hometown..... Boston, Mass.
 High School..... Sharon
 Alma Mater..... Boston College '82

17 NCAA Tournament Appearances (26-16)

10 Sweet Sixteens
 1 Elite Eight

7 Regular-season conference championships (4 GLVC, 2 Horizon, 1 SEC)

Fastest Active Coaches To 400 Wins

Coach, Current School	Games	Season	Record
Roy Williams, North Carolina	496	15th	400-96
Bruce Pearl, Auburn	509	17th	400-109

SEC's 2nd overall winning % as NCAA head coach

John Calipari	.780	(653-184)
Bruce Pearl	.731	(486-179)
Michael White	.703	(116-49)
Kim Anderson	.685	(291-134)
Mike Anderson	.654	(298-158)
Andy Kennedy	.625	(227-136)
Kevin Stallings	.617	(450-279)

SEC's 2nd overall winning % as a SEC head coach

John Calipari	.825	208-44
Bruce Pearl	.643	169-94
Andy Kennedy	.626	206-123
Johnny Jones	.623	76-46
Mike Anderson	.620	98-60

#2 ranked schedule strength nationally in Bruce Pearl's 7 SEC seasons

1. Mike Krzyzewski, Duke.....6.4 avg. SOS
- 2. Bruce Pearl, Auburn 8.1 avg. SOS**
3. Roy Williams, N. Carolina9.3 avg. SOS
4. John Thompson III, Georgetown ..16.9 avg. SOS
5. Tom Izzo, Michigan State18.4 avg. SOS
6. Rick Pitino, Louisville19.6 avg. SOS



- Auburn is 5-for-5 in graduating players under Bruce Pearl in Malcolm Canada, Chris Denson, Asauhn Dixon-Tatum, KT Harrell and Allen Payne.

- Last season, Auburn had five SEC First-Year Academic Honor Roll members in Cinmeon Bowers, Patrick Keim, Antoine Mason, K.C. Ross-Miller and Cole Stockton.

- Auburn had a perfect 1000 APR in Bruce Pearl's first season in 2014-15

- Pearl led Tennessee to its first-ever No. 1 national ranking after the Vols upset top-ranked Memphis at the FedExForum in February 2008

- On Nov. 17, 2009, Pearl was able to record victory number 100 at Tennessee, the second-fastest UT coach to reach the century mark, as his team defeated UNC-Asheville 124-49. The 124-point total was the most ever scored by Tennessee in a regular season game. Tennessee's 34 assists also set a school record and its 16 3-pointers tied another.

- On Jan. 10, 2010, Tennessee defeated the #1 ranked Kansas in Knoxville, 74-68. This was the first time that Tennessee defeated a #1 ranked team at Thompson-Boling Arena.

- On March 26, 2010, Tennessee advanced to its first Elite 8 in school history with a 76-73 defeat of Ohio State. On March 28, the Volunteers narrowly missed a trip to the Final Four, losing 70-69 to Michigan State in the Midwest Regional Final in St. Louis.

- Tennessee's 65 regular season SEC wins from 2006-07 to 2010-11 were the most in the SEC over that period.

- Tennessee under Coach Pearl won the 2008 SEC Championship with a 14-2 record and finished with the second-best record in the SEC in his first two years at Tennessee. It was Tennessee's first outright SEC Championship in 41 years.

- At the Division I level, Pearl's teams have topped the 100-point mark 15 times, including a high of 124 in 2009 as well as 121 in the 2007 NCAA Tournament. In his second year as a coach at Southern Indiana the team averaged 101.7 ppg.

- Has as coached a league's leading scorer three times:
KT Harrell, Auburn, 18.5 ppg - 2015
Dylan Page, UWM, 20.9 ppg - 2004
Chris Lofton, UT, 20.8 ppg - 2007

- Tennessee won 37 straight home games under Coach Pearl, eclipsing the previous record of 33 from 1966-68.

- Tennessee was ranked in the top five nationally in attendance in each of Coach Pearl's six

seasons in Knoxville.

- In 2005-06, Tennessee had the largest increase in attendance in the nation (5,504 per game) to rank fifth nationally with an average of 17,954

- Pearl and his wife, Brandy, also remain committed to giving back to those in Alabama as the Bruce Pearl Fore the Children Golf Classic has remarkably raised over half a million dollars in its first two years. The mission of Children's Harbor is to help children with serious illness and their families.

- Pearl has started **AUTLIVE** at Auburn to benefit cancer patients in the fight to beat cancer. **AUTLIVE** raises the awareness of cancer prevention and detection while t-shirt sales and donations raise money to benefit cancer patients.

- He initiated the **OUTLIVE** program in 2009 at Tennessee in recognition of former Vol Chris Lofton, who beat testicular cancer through early diagnosis and treatment and went on to play the entire 2007-08 season while recovering from his battle with the disease.

- The Bruce Pearl Family Foundation in conjunction with L5 Foundation, an organization dedicated to addressing the essential and basic needs of cancer patients, donated \$20,000 to five charities in a ceremony in Knoxville in August 2015. Pearl accepted a \$10,000 donation to an endowed scholarship in his name to Camp Koinonia, an outdoor education program for children with disabilities.

- The Pearl family announced on Feb. 27, 2007, a \$100,000 donation to endow a scholarship in the name of former Tennessee player Dane Bradshaw. The Dane Bradshaw Athletic Scholarship Endowment is awarded to the male or female student-athlete at UT who best epitomizes the characteristics of the 2006-07 senior captain.

- Every Tennessee player who played under Coach for four years graduated

- Tennessee had 31 SEC Academic Honor Roll selections in Coach Pearl's six seasons. Nine members of the basketball team (more than half the squad) earned SEC Academic Honor Roll recognition in 2006-07.

- Pearl took over as head coach of UW-Milwaukee in 2001. In just four seasons, he compiled 86 wins (including a school-record 26 in 2005, and a new Horizon League record for winning percentage) and led Milwaukee to its first NCAA Tournament appearances in 2003 and 2005. Pearl led them to the Horizon League tournament title in both of those years. He also led the school to its first ever NIT bid, as well as its first-ever NCAA D-I postseason victory, in 2004. Milwaukee's 2005 NCAA Tournament run capped the best season in school

Bruce Pearl has a record of

.573 against SEC opponents (82-61)

School	Rec.	School	Rec.
So. Carolina	13-3	Florida	8-7
Georgia	11-5	Alabama	6-5
Auburn	5-2	Ole Miss	5-4
Vanderbilt	8-5	Arkansas	5-4
Miss. State	6-3	Tennessee	1-2
LSU	7-5	Texas A&M	1-2
Florida	8-7	Kentucky	5-11

history, as the Panthers won both the regular season and conference tournament titles, defeating the Detroit Titans in the championship game. Using an intense full-court press, the Panthers scored two upsets in three days over Alabama and Boston College en route to the Sweet Sixteen. The Panthers finished their season 26-6 and were ranked in the coaches' poll at the end of the season for the first time ever (# 23). Pearl left UWM after the 2005 season, his fourth, as the Horizon League's leader in all-time winning percentage (51-13, 79.7%).

- In 1992, Pearl got his first head-coaching job, at the University of Southern Indiana. He inherited a Screaming Eagles team that had won just 10 games in the previous season. Pearl posted a 22-7 record in his first season, and led the Eagles to nine straight NCAA D-II tournaments in addition to winning four Great Lakes Valley Conference titles.

- In 1994, USI finished with a 28-4 record en route to a loss in the D-II championship game; in 1995, the Eagles won 29 games and claimed the D-II championship. A team from the GLVC played for the National Championship every year after his first season at USI. Pearl was named the NABC Division II coach of the year after his national championship. He left USI with a 231-46 record over nine years.

- Coach Pearl was the 2009 recipient of the prestigious Knoxville Award, which recognizes individual contribution to the community through encouragement of volunteerism, philanthropy and community involvement.

- Coach Pearl was actively involved in Camp Koinonia, an outdoor education program for children ages 7-22 who have multiple disabilities. Pearl created the Bruce Pearl "Fore the Kids" Golf Tournament to benefit the camp.

- Named the 2008 "Knoxvillian of the Year" by the Knoxville Metro Pulse

Bruce Pearl's All-time Record

Head Coaching Record

Year	School	Record	Pct.	Conf. (Finish)	Postseason/Notes
1992-93	Southern Indiana	22-7	.759	14-4 (2nd)	NCAA D-II Regional 3rd Place
1993-94	Southern Indiana	28-4	.875	16-2 (Champions)	NCAA D-II Runner-up
1994-95	Southern Indiana	29-4	.879	15-3 (3rd)	NCAA D-II Champions
1995-96	Southern Indiana	25-4	.862	18-2 (Champions)	NCAA D-II Sweet Sixteen
1996-97	Southern Indiana	23-5	.821	16-4 (t-1st)	NCAA D-II First Round
1997-98	Southern Indiana	27-6	.818	16-4 (3rd)	NCAA D-II Sweet Sixteen
1998-99	Southern Indiana	26-6	.813	18-4 (2nd)	NCAA D-II Sweet Sixteen
1999-2000	Southern Indiana	25-6	.806	17-3 (2nd)	NCAA D-II Sweet Sixteen
2000-01	Southern Indiana	26-4	.867	18-2 (Champions)	NCAA D-II First Round
2001-02	Wisconsin-Milwaukee	16-13	.552	11-5 (3rd)	
2002-03	Wisconsin-Milwaukee	24-8	.750	13-3 (2nd)	NCAA First Round
2003-04	Wisconsin-Milwaukee	20-11	.645	13-3 (Champions)	NIT First Round
2004-05	Wisconsin-Milwaukee	26-6	.813	14-2 (Champions)	NCAA Sweet Sixteen
2005-06	Tennessee	22-8	.733	12-4 (1st, Eastern)	NCAA Second Round
2006-07	Tennessee	24-11	.686	10-6 (2nd, Eastern)	NCAA Sweet Sixteen
2007-08	Tennessee	31-5	.862	14-2 (Champions)	NCAA Sweet Sixteen
2008-09	Tennessee	21-13	.618	10-6 (t-1st, Eastern)	NCAA First Round
2009-10	Tennessee	28-9	.757	11-5 (3rd, Eastern)	NCAA Elite Eight
2010-11	Tennessee	19-15	.559	8-8 (5th, Eastern)	NCAA Second Round
2014-15	Auburn	15-20	.429	4-14 (13th)	
2015-16	Auburn	9-14	.391	3-8	
Total		486-179	.731	271-94 (.742)	

Head Coaching Totals (21 years): 486-179 (.731)

Southern Indiana (9 years): 231-46 (.834)
 Wisconsin-Milwaukee (4 years): 86-38 (.694)
 Tennessee (6 years): 145-61 (.704)
 Auburn (2 years): 24-34 (.414)

STUDENT-ATHLETE EXPERIENCE: COMMUNITY SERVICE

» Under head coach Bruce Pearl, the Auburn Tigers basketball team performs numerous community service projects throughout the state. Pearl is a firm believer in and very active in service along with his team.



Auburn Basketball
Auburn Combined Team Statistics (as of Feb 09, 2016)
All games



Overall record: 9-14 Conf: 3-8 Home: 7-4 Away: 1-9 Neutral: 1-1

#	Player	gp-gs	min	avg	Total		3-Point		F-Throw		Rebounds				pf	dq	a	to	blk	stl	pts	avg
					fg-fga	fg%	3fg-fga	3fg%	ft-fa	ft%	off	def	tot	avg								
01	Canty, Kareem	21-21	719	34.2	126-314	.401	69-191	.361	63-85	.741	5	57	62	3.0	40	0	111	62	0	16	384	18.3
12	Harris, Tyler	23-23	654	28.4	110-247	.445	9-32	.281	99-150	.660	69	111	180	7.8	78	5	28	63	8	11	328	14.3
04	Dunans, T.J.	10-10	291	29.1	46-88	.523	12-31	.387	20-31	.645	7	19	26	2.6	28	2	28	31	13	15	124	12.4
05	Bowers, Cinmeon	22-14	627	28.5	77-218	.353	12-47	.255	73-134	.545	52	156	208	9.5	50	0	30	61	11	22	239	10.9
02	Brown, Bryce	22-9	513	23.3	67-190	.353	54-151	.358	22-27	.815	12	29	41	1.9	52	2	17	21	0	10	210	9.5
23	Lang, TJ	23-20	525	22.8	37-91	.407	28-72	.389	28-40	.700	12	35	47	2.0	51	0	13	9	1	14	130	5.7
00	Spencer, Horace	23-11	395	17.2	38-97	.392	0-0	.000	23-50	.460	51	63	114	5.0	83	6	7	27	42	10	99	4.3
25	Granger, Jordon	23-7	458	19.9	34-73	.466	16-52	.308	12-18	.667	8	35	43	1.9	47	0	11	11	14	13	96	4.2
13	Shamsid-Deen, Tahj	5-0	58	11.6	5-17	.294	2-8	.250	1-3	.333	0	6	6	1.2	2	0	8	2	0	3	13	2.6
41	Blackstock, Cole	1-0	3	3.0	0-0	.000	0-0	.000	2-2	1.000	0	0	0	0.0	1	0	0	0	0	0	2	2.0
44	Williams, New	15-0	113	7.5	6-20	.300	4-13	.308	2-8	.250	4	10	14	0.9	13	0	4	3	0	2	18	1.2
20	Walker, Jonathan	5-0	11	2.2	1-4	.250	1-3	.333	0-0	.000	0	1	1	0.2	0	0	0	0	0	0	3	0.6
42	Stockton, Cole	5-0	10	2.0	0-1	.000	0-0	.000	2-2	1.000	1	0	1	0.2	1	0	0	0	0	0	2	0.4
21	Keim, Patrick	17-0	97	5.7	1-7	.143	1-5	.200	2-3	.667	1	5	6	0.4	15	0	3	6	0	1	5	0.3
31	Waddell, Devin	20-0	132	6.6	1-8	.125	1-7	.143	1-2	.500	3	6	9	0.5	23	0	1	6	0	5	4	0.2
22	Allison, Zach	6-0	19	3.2	0-0	.000	0-0	.000	0-0	.000	1	3	4	0.7	3	0	3	4	0	0	0	0.0
Team											40	42	82		1		5					
Total.....		23	4625		549-1375	.399	209-612	.342	350-555	.631	266	578	844	36.7	488	15	264	311	89	122	1657	72.0
Opponents.....		23	4625		608-1374	.443	162-481	.337	399-561	.711	271	667	938	40.8	491	-	311	310	85	134	1777	77.3

TEAM STATISTICS	AU	OPP	Date	Opponent	Score	Att.
SCORING	1657	1777	11/13/15	UAB	w 75-74	9121
Points per game	72.0	77.3	11/17/15	COLORADO	L 84-91	8075
Scoring margin	-5.2	-	11/20/15	GEORGIA SOUTHERN	w 92-62	7806
FIELD GOALS-ATT	549-1375	608-1374	11/27/15	NORTHWESTERN STATE	w 119-81	8529
Field goal pct	.399	.443	12/02/15	at Coastal Carolina	w 81-78	3286
3 POINT FG-ATT	209-612	162-481	12/12/15	at Middle Tennessee	Lot 81-88	7322
3-point FG pct	.342	.337	12/15/15	MERCER	w 78-71	8033
3-pt FG made per game	9.1	7.0	12/19/15	at Xavier	L 61-85	10018
FREE THROWS-ATT	350-555	399-561	# 12-22-15	vs New Mexico	w 83-78	7161
Free throw pct	.631	.711	# 12-23-15	vs Harvard	L 51-69	6437
F-Throws made per game	15.2	17.3	# 12-25-15	at Hawai'i	L 67-79	7251
REBOUNDS	844	938	* 01/02/16	TENNESSEE	w 83-77	8614
Rebounds per game	36.7	40.8	* 01/05/16	SOUTH CAROLINA	L 69-81	7556
Rebounding margin	-4.1	-	* 1-9-16	at Mizzou	L 61-76	6533
ASSISTS	264	311	* 01/12/16	at Vanderbilt	L 57-75	10414
Assists per game	11.5	13.5	* 01/16/16	KENTUCKY	w 75-70	9121
TURNOVERS	311	310	* 01/19/16	ALABAMA	w 83-77	9121
Turnovers per game	13.5	13.5	* 1/23/16	at Florida	L 63-95	11230
Turnover margin	+0.0	-	* 1/27/16	at Ole Miss	L 63-80	8057
Assist/turnover ratio	0.8	1.0	^ 01/30/16	OKLAHOMA STATE	L 63-74	8867
STEALS	122	134	* 02/02/16	LSU	L 68-80	8051
Steals per game	5.3	5.8	* 02/06/16	at Georgia	L 55-65	10523
BLOCKS	89	85	* 02/09/16	at Tennessee	L 45-71	13740
Blocks per game	3.9	3.7				
ATTENDANCE	92894	101972				
Home games-Avg/Game	11-8445	10-8837				
Neutral site-Avg/Game	-	2-6799				

* = Conference game
= Diamond Head Classic (Honolulu, Hawaii)
^ = Big 12/SEC Challenge (Auburn, Ala.)

Score by Periods	1st	2nd	OT	Totals
Auburn	763	886	8	1657
Opponents	847	915	15	1777

Auburn Basketball
Auburn Season Schedule/Results & Leaders (as of Feb 09, 2016)
All games



RECORD:	OVERALL	HOME	AWAY	NEUTRAL
ALL GAMES	9-14	7-4	1-9	1-1
CONFERENCE	3-8	3-2	0-6	0-0
NON-CONFERENCE	6-6	4-2	1-3	1-1

Date	Opponent	Score	Att.	High Points	High Rebounds
11/13/15	UAB	W 75-74	9121	(20)Canty, Kareem	(7)Spencer, Horace
11/17/15	COLORADO	84-91 L	8075	(24)Canty, Kareem	(12)Harris, Tyler
11/20/15	GEORGIA SOUTHERN	W 92-62	7806	(15)Dunans, T.J. (15)Bowers, Cinmeon	(13)Bowers, Cinmeon
11/27/15	NORTHWESTERN STATE	W 119-81	8529	(20)Dunans, T.J.	(10)Bowers, Cinmeon
12/02/15	at Coastal Carolina	W 81-78	3286	(21)Harris, Tyler	(12)Harris, Tyler
12/12/15	at Middle Tennessee	81-88 Lot	7322	(28)Canty, Kareem	(19)Bowers, Cinmeon
12/15/15	MERCER	W 78-71	8033	(21)Canty, Kareem	(12)Bowers, Cinmeon
12/19/15	at Xavier	61-85 L	10018	(25)Canty, Kareem	(11)Bowers, Cinmeon
12-22-15	#vs New Mexico	W 83-78	7161	(27)Canty, Kareem	(12)Bowers, Cinmeon
12-23-15	#vs Harvard	51-69 L	6437	(17)Bowers, Cinmeon	(12)Harris, Tyler
12-25-15	#at Hawai'i	67-79 L	7251	(22)Canty, Kareem	(9)Harris, Tyler
01/02/16	*TENNESSEE	W 83-77	8614	(20)Canty, Kareem (20)Brown, Bryce	(13)Harris, Tyler
01/05/16	*SOUTH CAROLINA	69-81 L	7556	(22)Harris, Tyler	(6)Harris, Tyler
1-9-16	*at Mizzou	61-76 L	6533	(21)Harris, Tyler	(7)Bowers, Cinmeon
01/12/16	*at Vanderbilt	57-75 L	10414	(16)Canty, Kareem	(10)Bowers, Cinmeon (10)Harris, Tyler
01/16/16	*KENTUCKY	W 75-70	9121	(26)Canty, Kareem	(11)Harris, Tyler
01/19/16	*ALABAMA	W 83-77	9121	(25)Canty, Kareem	(18)Bowers, Cinmeon
1/23/16	*at Florida	63-95 L	11230	(14)Harris, Tyler	(9)Bowers, Cinmeon
1/27/16	*at Ole Miss	63-80 L	8057	(19)Lang, TJ	(8)Harris, Tyler (8)Canty, Kareem
01/30/16	^OKLAHOMA STATE	63-74 L	8867	(21)Canty, Kareem	(11)Spencer, Horace (11)Harris, Tyler
02/02/16	*LSU	68-80 L	8051	(18)Brown, Bryce	(7)Bowers, Cinmeon
02/06/16	*at Georgia	55-65 L	10523	(12)Harris, Tyler (12)Bowers, Cinmeon	(13)Bowers, Cinmeon
02/09/16	*at Tennessee	45-71 L	13740	(18)Brown, Bryce	(15)Bowers, Cinmeon

* = Conference game
= Diamond Head Classic (Honolulu, Hawaii)
^ = Big 12/SEC Challenge (Auburn, Ala.)

Attendance Summary	Games	Attend	Avg/Game
Home	11	92894	8445
Away	10	88374	8837
Neutral	2	13598	6799
Total	23	194866	8472

Auburn Basketball
Auburn Combined Team Statistics (as of Feb 09, 2016)
Conference games



RECORD:	OVERALL	HOME	AWAY	NEUTRAL
ALL GAMES	3-8	3-2	0-6	0-0
CONFERENCE	3-8	3-2	0-6	0-0
NON-CONFERENCE	0-0	0-0	0-0	0-0

#	Player	gp-gs	min	avg	Total		3-Point		F-Throw		Rebounds				pf	dq	a	to	blk	stl	pts	avg
					fg-fga	fg%	3fg-fga	3fg%	ft-fa	ft%	off	def	tot	avg								
01	Canty, Kareem	9-9	318	35.3	50-123	.407	26-75	.347	25-35	.714	0	27	27	3.0	18	0	42	30	0	5	151	16.8
12	Harris, Tyler	11-11	329	29.9	50-124	.403	6-18	.333	52-81	.642	34	43	77	7.0	33	1	13	33	4	4	158	14.4
02	Brown, Bryce	11-7	291	26.5	34-105	.324	30-84	.357	15-16	.938	8	16	24	2.2	32	1	11	13	0	4	113	10.3
05	Bowers, Cinmeon	11-6	300	27.3	33-109	.303	5-27	.185	30-62	.484	25	76	101	9.2	24	0	19	37	6	12	101	9.2
25	Granger, Jordan	11-6	280	25.5	24-54	.444	11-39	.282	8-13	.615	4	22	26	2.4	23	0	8	8	10	8	67	6.1
23	Lang, TJ	11-9	260	23.6	14-45	.311	11-36	.306	19-30	.633	5	18	23	2.1	25	0	6	4	0	2	58	5.3
00	Spencer, Horace	11-7	185	16.8	20-49	.408	0-0	.000	9-19	.474	19	25	44	4.0	42	5	2	15	19	3	49	4.5
44	Williams,New	9-0	84	9.3	5-15	.333	4-10	.400	1-4	.250	3	8	11	1.2	11	0	3	3	0	1	15	1.7
20	Walker, Jonathan	3-0	6	2.0	1-1	1.000	1-1	1.000	0-0	.000	0	1	1	0.3	0	0	0	0	0	0	3	1.0
42	Stockton, Cole	4-0	7	1.8	0-1	.000	0-0	.000	2-2	1.000	1	0	1	0.3	1	0	0	0	0	0	2	0.5
31	Waddell, Devin	10-0	60	6.0	1-5	.200	1-4	.250	0-0	.000	0	1	1	0.1	5	0	0	2	0	3	3	0.3
21	Keim, Patrick	11-0	77	7.0	0-5	.000	0-3	.000	2-3	.667	1	5	6	0.5	12	0	2	4	0	1	2	0.2
22	Allison, Zach	2-0	3	1.5	0-0	.000	0-0	.000	0-0	.000	0	0	0	0.0	0	0	1	0	0	0	0	0.0
Team											25	26	51		1		3					
Total.....		11	2200		232-636	.365	95-297	.320	163-265	.615	125	268	393	35.7	227	7	107	152	39	43	722	65.6
Opponents.....		11	2200		293-665	.441	71-228	.311	190-269	.706	144	333	477	43.4	229	-	154	136	47	64	847	77.0

TEAM STATISTICS	AU	OPP	Date	Opponent	Score	Att.
SCORING	722	847	* 01/02/16	TENNESSEE	w 83-77	8614
Points per game	65.6	77.0	* 01/05/16	SOUTH CAROLINA	L 69-81	7556
Scoring margin	-11.4	-	* 1-9-16	at Mizzou	L 61-76	6533
FIELD GOALS-ATT	232-636	293-665	* 01/12/16	at Vanderbilt	L 57-75	10414
Field goal pct	.365	.441	* 01/16/16	KENTUCKY	w 75-70	9121
3 POINT FG-ATT	95-297	71-228	* 01/19/16	ALABAMA	w 83-77	9121
3-point FG pct	.320	.311	* 1/23/16	at Florida	L 63-95	11230
3-pt FG made per game	8.6	6.5	* 1/27/16	at Ole Miss	L 63-80	8057
FREE THROWS-ATT	163-265	190-269	* 02/02/16	LSU	L 68-80	8051
Free throw pct	.615	.706	* 02/06/16	at Georgia	L 55-65	10523
F-Throws made per game	14.8	17.3	* 02/09/16	at Tennessee	L 45-71	13740
REBOUNDS	393	477				
Rebounds per game	35.7	43.4				
Rebounding margin	-7.6	-				
ASSISTS	107	154				
Assists per game	9.7	14.0				
TURNOVERS	152	136				
Turnovers per game	13.8	12.4				
Turnover margin	-1.5	-				
Assist/turnover ratio	0.7	1.1				
STEALS	43	64				
Steals per game	3.9	5.8				
BLOCKS	39	47				
Blocks per game	3.5	4.3				
ATTENDANCE	42463	60497				
Home games-Avg/Game	5-8493	6-10083				
Neutral site-Avg/Game	-	0-0				

* = Conference game
= Diamond Head Classic (Honolulu, Hawaii)
^ = Big 12/SEC Challenge (Auburn, Ala.)

Score by Periods	1st	2nd	Totals
Auburn	318	404	722
Opponents	414	433	847

Auburn Basketball
Auburn Extended Season Box Score (as of Feb 09, 2016)
All games



RECORD:	OVERALL	HOME	AWAY	NEUTRAL
ALL GAMES	9-14	7-4	1-9	1-1
CONFERENCE	3-8	3-2	0-6	0-0
NON-CONFERENCE	6-6	4-2	1-3	1-1

##	Player	gp-gs	min	avg	Total		3-Point		F-Throw		Rebounds			avg	pf	dq	a	a/g	to	to/g	a/to	blk	blk/g	stl	stl/g	pts	avg
					fg-fga	fg%	3fg-fga	3fg%	ft-fa	ft%	off	def	tot														
01	Canty, Kareem	21-21	719	34.2	126-314	.401	69-191	.361	63-85	.741	5	57	62	3.0	40	0	111	5.29	62	2.95	1.79	0	0.00	16	0.76	384	18.3
12	Harris, Tyler	23-23	654	28.4	110-247	.445	9-32	.281	99-150	.660	69	111	180	7.8	78	5	28	1.22	63	2.74	0.44	8	0.35	11	0.48	328	14.3
04	Dunans, T.J.	10-10	291	29.1	46-88	.523	12-31	.387	20-31	.645	7	19	26	2.6	28	2	28	2.80	31	3.10	0.90	13	1.30	15	1.50	124	12.4
05	Bowers, Cinmeon	22-14	627	28.5	77-218	.353	12-47	.255	73-134	.545	52	156	208	9.5	50	0	30	1.36	61	2.77	0.49	11	0.50	22	1.00	239	10.9
02	Brown, Bryce	22-9	513	23.3	67-190	.353	54-151	.358	22-27	.815	12	29	41	1.9	52	2	17	0.77	21	0.95	0.81	0	0.00	10	0.45	210	9.5
23	Lang, TJ	23-20	525	22.8	37-91	.407	28-72	.389	28-40	.700	12	35	47	2.0	51	0	13	0.57	9	0.39	1.44	1	0.04	14	0.61	130	5.7
00	Spencer, Horace	23-11	395	17.2	38-97	.392	0-0	.000	23-50	.460	51	63	114	5.0	83	6	7	0.30	27	1.17	0.26	42	1.83	10	0.43	99	4.3
25	Granger, Jordon	23-7	458	19.9	34-73	.466	16-52	.308	12-18	.667	8	35	43	1.9	47	0	11	0.48	11	0.48	1.00	14	0.61	13	0.57	96	4.2
13	Shamsid-Deen, Tahj	5-0	58	11.6	5-17	.294	2-8	.250	1-3	.333	0	6	6	1.2	2	0	8	1.60	2	0.40	4.00	0	0.00	3	0.60	13	2.6
41	Blackstock, Cole	1-0	3	3.0	0-0	.000	0-0	.000	2-2	1.000	0	0	0	0.0	1	0	0	0.00	0	0.00	0.00	0	0.00	0	0.00	2	2.0
44	Williams, New	15-0	113	7.5	6-20	.300	4-13	.308	2-8	.250	4	10	14	0.9	13	0	4	0.27	3	0.20	1.33	0	0.00	2	0.13	18	1.2
20	Walker, Jonathan	5-0	11	2.2	1-4	.250	1-3	.333	0-0	.000	0	1	1	0.2	0	0	0	0.00	0	0.00	0.00	0	0.00	0	0.00	3	0.6
42	Stockton, Cole	5-0	10	2.0	0-1	.000	0-0	.000	2-2	1.000	1	0	1	0.2	1	0	0	0.00	0	0.00	0.00	0	0.00	0	0.00	2	0.4
21	Keim, Patrick	17-0	97	5.7	1-7	.143	1-5	.200	2-3	.667	1	5	6	0.4	15	0	3	0.18	6	0.35	0.50	0	0.00	1	0.06	5	0.3
31	Waddell, Devin	20-0	132	6.6	1-8	.125	1-7	.143	1-2	.500	3	6	9	0.5	23	0	1	0.05	6	0.30	0.17	0	0.00	5	0.25	4	0.2
22	Allison, Zach	6-0	19	3.2	0-0	.000	0-0	.000	0-0	.000	1	3	4	0.7	3	0	3	0.50	4	0.67	0.75	0	0.00	0	0.00	0	0.0
Total.....		23	4625		549-1375	.399	209-612	.342	350-555	.631	266	578	844	36.7	488	15	264	11.48	311	13.52	0.85	89	3.87	122	5.30	1657	72.0
Opponents.....		23	4625		608-1374	.443	162-481	.337	399-561	.711	271	667	938	40.8	491	-	311	13.52	310	13.48	1.00	85	3.70	134	5.83	1777	77.3

Score by Periods	1st	2nd	OT	Totals
Auburn	763	886	8	1657
Opponents	847	915	15	1777

Auburn Basketball
Auburn Points-Rebounds-Assists (as of Feb 09, 2016)
All games



Opponent	Date	Score		00	01	02	04	05	12	13
				SPENCER,HO	CANTY,KARE	BROWN,BRYC	DUNANS,TJ	BOWERS,CIN	HARRIS,TYL	SHAMSID-DE
UAB	11/13/15	75-74	w	5-7-0	20-5-4	DNP	17-6-3	11-6-1	14-5-1	DNP
COLORADO	11/17/15	84-91	L	8-8-1	24-2-7	2-0-0	14-1-1	5-1-0	23-12-2	2-0-2
GEORGIA SOUTHERN	11/20/15	92-62	w	6-7-2	14-4-5	11-1-0	15-1-5	15-13-1	9-7-1	8-1-1
NORTHWESTERN STATE	11/27/15	119-81	w	6-5-0	17-6-10	15-0-0	20-4-3	16-10-3	18-4-4	3-3-0
at Coastal Carolina	12/02/15	81-78	w	1-6-0	11-1-3	12-2-2	10-2-5	12-7-1	21-12-3	DNP
at Middle Tennessee	12/12/15	81-88	L	4-4-1	28-1-7	5-2-0	4-5-2	19-19-2	14-13-0	DNP
MERCER	12/15/15	78-71	w	2-7-0	21-0-6	8-4-0	14-2-4	13-12-0	20-11-2	0-1-4
at Xavier	12/19/15	61-85	L	3-1-0	25-4-4	2-0-0	10-1-1	12-11-0	4-4-0	0-1-1
vs New Mexico	12-22-15	83-78	w	6-5-0	27-1-7	3-1-2	20-3-2	12-12-0	4-3-0	DNP
vs Harvard	12-23-15	51-69	L	1-4-0	3-1-6	13-2-0	0-1-2	17-9-2	12-12-0	DNP
at Hawai'i	12-25-15	67-79	L	2-5-1	22-2-8	20-3-1	DNP	6-7-1	15-9-1	DNP
TENNESSEE	01/02/16	83-77	w	4-5-1	20-3-4	20-3-1	DNP	9-5-1	19-13-2	DNP
SOUTH CAROLINA	01/05/16	69-81	L	4-3-0	21-2-5	11-5-1	DNP	3-3-0	22-6-3	DNP
at Mizzou	1-9-16	61-76	L	8-6-0	9-3-3	11-3-0	DNP	5-7-3	21-5-1	DNP
at Vanderbilt	01/12/16	57-75	L	0-4-0	16-3-6	2-1-2	DNP	13-10-0	8-10-0	DNP
KENTUCKY	01/16/16	75-70	w	4-3-0	26-2-4	6-1-1	DNP	8-10-1	21-11-2	DNP
ALABAMA	01/19/16	83-77	w	5-8-1	25-2-3	3-3-1	DNP	20-18-2	14-3-0	DNP
at Florida	1/23/16	63-95	L	6-2-0	12-0-3	9-2-1	DNP	4-9-3	14-6-1	DNP
at Ole Miss	1/27/16	63-80	L	4-3-0	8-8-9	6-0-1	DNP	3-4-4	16-8-0	DNP
OKLAHOMA STATE	01/30/16	63-74	L	6-11-0	21-8-2	6-2-1	DNP	DNP	16-11-1	DNP
LSU	02/02/16	68-80	L	7-3-0	14-4-5	18-5-2	DNP	15-7-3	9-4-1	DNP
at Georgia	02/06/16	55-65	L	2-2-0	DNP	9-0-1	DNP	12-13-1	12-5-1	DNP
at Tennessee	02/09/16	45-71	L	5-5-0	DNP	18-1-0	DNP	9-15-1	2-6-2	DNP

Opponent	Date	Score		21	22	23	25	31	42	44
				KEIM,PATRI	ALLISON,ZA	LANG,TJ	GRANGER,JO	WADDELL,DE	STOCKTON,C	WILLIAMS,N
UAB	11/13/15	75-74	w	DNP	0-2-0	5-0-0	3-3-1	0-0-0	DNP	DNP
COLORADO	11/17/15	84-91	L	DNP	DNP	6-3-0	0-0-0	0-0-0	DNP	DNP
GEORGIA SOUTHERN	11/20/15	92-62	w	DNP	0-2-1	9-4-1	5-2-1	0-1-0	DNP	DNP
NORTHWESTERN STATE	11/27/15	119-81	w	3-0-1	0-0-1	12-5-1	4-1-0	DNP	0-0-0	3-0-0
at Coastal Carolina	12/02/15	81-78	w	0-0-0	DNP	14-2-1	0-0-0	0-0-0	DNP	DNP
at Middle Tennessee	12/12/15	81-88	L	DNP	DNP	5-2-0	2-0-0	0-0-0	DNP	0-0-0
MERCER	12/15/15	78-71	w	DNP	DNP	0-0-0	0-0-1	DNP	DNP	DNP
at Xavier	12/19/15	61-85	L	0-0-0	0-0-0	2-1-3	2-0-0	1-0-0	DNP	0-0-0
vs New Mexico	12-22-15	83-78	w	DNP	DNP	6-1-1	5-2-0	0-4-1	DNP	0-1-0
vs Harvard	12-23-15	51-69	L	0-0-0	DNP	3-1-0	2-4-0	0-2-0	DNP	0-1-0
at Hawai'i	12-25-15	67-79	L	0-0-0	DNP	2-2-0	0-2-0	0-0-0	DNP	DNP
TENNESSEE	01/02/16	83-77	w	0-0-2	DNP	4-2-1	7-5-1	0-0-0	DNP	0-0-0
SOUTH CAROLINA	01/05/16	69-81	L	0-0-0	DNP	0-1-1	8-3-2	0-0-0	DNP	DNP
at Mizzou	1-9-16	61-76	L	0-2-0	DNP	0-0-0	7-5-1	0-0-0	DNP	0-0-1
at Vanderbilt	01/12/16	57-75	L	0-0-0	DNP	6-2-0	8-1-0	DNP	DNP	4-2-0
KENTUCKY	01/16/16	75-70	w	2-0-0	DNP	6-2-1	2-2-0	0-0-0	DNP	DNP
ALABAMA	01/19/16	83-77	w	0-0-0	DNP	11-3-1	5-0-1	0-0-0	DNP	0-0-0
at Florida	1/23/16	63-95	L	0-0-0	DNP	3-0-0	11-0-0	0-0-0	2-1-0	2-2-1
at Ole Miss	1/27/16	63-80	L	0-0-0	DNP	19-3-0	4-1-1	0-1-0	0-0-0	3-0-0
OKLAHOMA STATE	01/30/16	63-74	L	0-0-0	DNP	8-3-0	6-3-0	0-1-0	DNP	0-1-1
LSU	02/02/16	68-80	L	0-1-0	DNP	0-4-0	5-1-0	0-0-0	DNP	0-1-0
at Georgia	02/06/16	55-65	L	0-2-0	0-0-1	7-4-1	4-4-1	3-0-0	0-0-0	3-1-1
at Tennessee	02/09/16	45-71	L	0-1-0	0-0-0	2-2-1	6-4-1	0-0-0	0-0-0	3-5-0

Auburn Basketball
Auburn Individual Game-by-Game (as of Feb 09, 2016)
All games



#00 Spencer, Horace

Opponent	Date	gs	min	Total		3-Pointers		Free throws		Rebounds				pf	a	t/o	blk	stl	pts	avg	
				fg-fga	pct	3fg-fga	pct	ft-fa	pct	off	def	tot	avg								
UAB	11/13/15		21	2-4	.500	0-0	.000	1-2	.500	3	4	7	7.0	2	0	1	5	0	5	5.0	
COLORADO	11/17/15		25	3-6	.500	0-0	.000	2-4	.500	5	3	8	7.5	3	1	0	1	0	8	6.5	
GEORGIA SOUTHERN	11/20/15		14	2-5	.400	0-0	.000	2-4	.500	1	6	7	7.3	4	2	0	3	1	6	6.3	
NORTHWESTERN STATE	11/27/15		13	2-4	.500	0-0	.000	2-4	.500	1	4	5	6.8	3	0	2	1	1	6	6.3	
at Coastal Carolina	12/02/15		12	0-2	.000	0-0	.000	1-2	.500	4	2	6	6.6	2	0	1	0	0	1	5.2	
at Middle Tennessee	12/12/15		16	2-4	.500	0-0	.000	0-3	.000	4	0	4	6.2	4	1	1	0	0	4	5.0	
MERCER	12/15/15		16	1-4	.250	0-0	.000	0-0	.000	3	4	7	6.3	3	0	0	2	1	2	4.6	
at Xavier	12/19/15		17	1-1	1.000	0-0	.000	1-3	.333	1	0	1	5.6	4	0	0	0	0	3	4.4	
vs New Mexico	12-22-15	*	23	2-3	.667	0-0	.000	2-3	.667	0	5	5	5.6	4	0	4	3	2	6	4.6	
vs Harvard	12-23-15	*	16	0-3	.000	0-0	.000	1-2	.500	1	3	4	5.4	3	0	3	1	1	1	4.2	
at Hawai'i	12-25-15	*	10	1-4	.250	0-0	.000	0-0	.000	1	4	5	5.4	5	1	0	1	0	2	4.0	
TENNESSEE	01/02/16	*	18	2-3	.667	0-0	.000	0-1	.000	1	4	5	5.3	5	1	3	1	0	4	4.0	
SOUTH CAROLINA	01/05/16	*	12	2-3	.667	0-0	.000	0-0	.000	2	1	3	5.2	3	0	1	1	0	4	4.0	
at Mizzou	1-9-16	*	22	3-3	1.000	0-0	.000	2-6	.333	1	5	6	5.2	3	0	2	3	0	8	4.3	
at Vanderbilt	01/12/16	*	13	0-6	.000	0-0	.000	0-0	.000	3	1	4	5.1	4	0	1	3	0	0	4.0	
KENTUCKY	01/16/16		21	1-3	.333	0-0	.000	2-2	1.000	0	3	3	5.0	1	0	0	5	0	4	4.0	
ALABAMA	01/19/16		15	2-6	.333	0-0	.000	1-2	.500	5	3	8	5.2	4	1	3	1	0	5	4.1	
at Florida	1/23/16		13	3-4	.750	0-0	.000	0-2	.000	2	0	2	5.0	5	0	1	0	0	6	4.2	
at Ole Miss	1/27/16		16	2-7	.286	0-0	.000	0-0	.000	0	3	3	4.9	5	0	2	1	0	4	4.2	
OKLAHOMA STATE	01/30/16	*	27	2-8	.250	0-0	.000	2-4	.500	8	3	11	5.2	4	0	0	6	1	6	4.3	
LSU	02/02/16	*	27	3-7	.429	0-0	.000	1-2	.500	2	1	3	5.1	2	0	0	3	3	7	4.4	
at Georgia	02/06/16	*	10	1-2	.500	0-0	.000	0-0	.000	0	2	2	5.0	5	0	1	1	0	2	4.3	
at Tennessee	02/09/16	*	18	1-5	.200	0-0	.000	3-4	.750	3	2	5	5.0	5	0	1	0	0	5	4.3	
Totals			11	395	38-97	.392	0-0	.000	23-50	.460	51	63	114	5.0	83	7	27	42	10	99	4.3

Games played: 23
Minutes/game: 17.2
Points/game: 4.3
FG Pct: 39.2
FT Pct: 46.0

Rebounds/game: 5.0
Assists/game: 0.3
Turnovers/game: 1.2
Assist/turnover ratio: 0.3
Steals/game: 0.4
Blocks/game: 1.8

Auburn Basketball
Auburn Individual Game-by-Game (as of Feb 09, 2016)
All games



#01 Canty, Kareem

Opponent	Date	gs	min	Total		3-Pointers		Free throws		Rebounds				pf	a	t/o	blk	stl	pts	avg	
				fg-fga	pct	3fg-fga	pct	ft-fa	pct	off	def	tot	avg								
UAB	11/13/15	*	34	5-12	.417	3-6	.500	7-8	.875	0	5	5	5.0	2	4	2	0	0	20	20.0	
COLORADO	11/17/15	*	33	9-17	.529	6-12	.500	0-0	.000	0	2	2	3.5	1	7	2	0	2	24	22.0	
GEORGIA SOUTHERN	11/20/15	*	30	4-12	.333	2-8	.250	4-4	1.000	2	2	4	3.7	1	5	3	0	0	14	19.3	
NORTHWESTERN STATE	11/27/15	*	30	7-14	.500	3-8	.375	0-0	.000	0	6	6	4.3	2	10	1	0	0	17	18.8	
at Coastal Carolina	12/02/15	*	26	3-9	.333	0-5	.000	5-7	.714	0	1	1	3.6	4	3	3	0	0	11	17.2	
at Middle Tennessee	12/12/15	*	39	10-20	.500	8-13	.615	0-0	.000	0	1	1	3.2	0	7	1	0	0	28	19.0	
MERCER	12/15/15	*	31	6-14	.429	4-9	.444	5-6	.833	0	0	0	2.7	2	6	0	0	1	21	19.3	
at Xavier	12/19/15	*	36	8-16	.500	5-9	.556	4-7	.571	0	4	4	2.9	1	4	4	0	0	25	20.0	
vs New Mexico	12-22-15	*	33	9-21	.429	5-14	.357	4-4	1.000	1	0	1	2.7	2	7	2	0	3	27	20.8	
vs Harvard	12-23-15	*	35	1-15	.067	1-8	.125	0-1	.000	1	0	1	2.5	1	6	3	0	1	3	19.0	
at Hawai'i	12-25-15	*	37	7-17	.412	5-14	.357	3-4	.750	0	2	2	2.5	4	8	7	0	3	22	19.3	
TENNESSEE	01/02/16	*	35	7-12	.583	5-8	.625	1-2	.500	0	3	3	2.5	2	4	4	0	2	20	19.3	
SOUTH CAROLINA	01/05/16	*	38	6-15	.400	5-12	.417	4-6	.667	0	2	2	2.5	3	5	5	0	0	21	19.5	
at Mizzou	1-9-16	*	32	2-9	.222	1-6	.167	4-4	1.000	0	3	3	2.5	4	3	3	0	0	9	18.7	
at Vanderbilt	01/12/16	*	38	6-13	.462	1-5	.200	3-4	.750	0	3	3	2.5	3	6	3	0	0	16	18.5	
KENTUCKY	01/16/16	*	39	7-20	.350	5-12	.417	7-11	.636	0	2	2	2.5	1	4	2	0	0	26	19.0	
ALABAMA	01/19/16	*	35	7-11	.636	5-8	.625	6-7	.857	0	2	2	2.5	3	3	3	0	0	25	19.4	
at Florida	1/23/16	*	34	6-15	.400	0-6	.000	0-1	.000	0	0	0	2.3	1	3	3	0	1	12	18.9	
at Ole Miss	1/27/16	*	38	3-14	.214	2-9	.222	0-0	.000	0	8	8	2.6	1	9	5	0	1	8	18.4	
OKLAHOMA STATE	01/30/16	*	37	7-24	.292	1-10	.100	6-9	.667	1	7	8	2.9	2	2	4	0	1	21	18.5	
LSU	02/02/16	*	29	6-14	.429	2-9	.222	0-0	.000	0	4	4	3.0	0	5	2	0	1	14	18.3	
Totals			21	719	126-314	.401	69-191	.361	63-85	.741	5	57	62	3.0	40	111	62	0	16	384	18.3

Games played: 21
Minutes/game: 34.2
Points/game: 18.3
FG Pct: 40.1
3FG Pct: 36.1
FT Pct: 74.1

Rebounds/game: 3.0
Assists/game: 5.3
Turnovers/game: 3.0
Assist/turnover ratio: 1.8
Steals/game: 0.8

Auburn Basketball
Auburn Individual Game-by-Game (as of Feb 09, 2016)
All games



#02 Brown, Bryce

Opponent	Date	gs	min	Total		3-Pointers		Free throws		Rebounds				pf	a	t/o	blk	stl	pts	avg	
				fg-fga	pct	3fg-fga	pct	ft-fa	pct	off	def	tot	avg								
COLORADO	11/17/15		7	1-3	.333	0-2	.000	0-1	.000	0	0	0	0.0	1	0	0	0	1	2	2.0	
GEORGIA SOUTHERN	11/20/15		6	4-5	.800	3-4	.750	0-0	.000	0	1	1	0.5	2	0	0	0	0	11	6.5	
NORTHWESTERN STATE	11/27/15		18	5-9	.556	4-8	.500	1-2	.500	0	0	0	0.3	1	0	0	0	2	15	9.3	
at Coastal Carolina	12/02/15		20	3-9	.333	3-9	.333	3-4	.750	0	2	2	0.8	3	2	1	0	1	12	10.0	
at Middle Tennessee	12/12/15		18	2-5	.400	1-3	.333	0-0	.000	1	1	2	1.0	1	0	1	0	0	5	9.0	
MERCER	12/15/15		31	3-9	.333	2-7	.286	0-0	.000	2	2	4	1.5	2	0	0	0	0	8	8.8	
at Xavier	12/19/15	*	25	1-7	.143	0-4	.000	0-0	.000	0	0	0	1.3	0	0	1	0	0	2	7.9	
vs New Mexico	12-22-15		16	1-6	.167	1-5	.200	0-0	.000	1	0	1	1.3	1	2	2	0	1	3	7.3	
vs Harvard	12-23-15		22	5-11	.455	3-7	.429	0-0	.000	0	2	2	1.3	1	0	1	0	0	13	7.9	
at Hawai'i	12-25-15	*	36	7-13	.538	6-12	.500	0-0	.000	0	3	3	1.5	3	1	2	0	0	20	9.1	
TENNESSEE	01/02/16	*	24	6-10	.600	5-9	.556	3-4	.750	2	1	3	1.6	3	1	3	0	0	20	10.1	
SOUTH CAROLINA	01/05/16	*	34	3-10	.300	3-9	.333	2-2	1.000	2	3	5	1.9	5	1	0	0	2	11	10.2	
at Mizzou	1-9-16	*	32	4-13	.308	3-8	.375	0-0	.000	0	3	3	2.0	3	0	2	0	0	11	10.2	
at Vanderbilt	01/12/16		16	1-7	.143	0-6	.000	0-0	.000	0	1	1	1.9	2	2	0	0	0	2	9.6	
KENTUCKY	01/16/16		29	2-7	.286	2-5	.400	0-0	.000	0	1	1	1.9	1	1	1	0	0	6	9.4	
ALABAMA	01/19/16		23	1-8	.125	1-6	.167	0-0	.000	1	2	3	1.9	4	1	1	0	0	3	9.0	
at Florida	1/23/16	*	27	2-7	.286	2-4	.500	3-3	1.000	1	1	2	1.9	4	1	2	0	2	9	9.0	
at Ole Miss	1/27/16	*	25	2-7	.286	2-6	.333	0-0	.000	0	0	0	1.8	3	1	1	0	0	6	8.8	
OKLAHOMA STATE	01/30/16		23	1-8	.125	1-6	.167	3-4	.750	0	2	2	1.8	5	1	0	0	1	6	8.7	
LSU	02/02/16		31	6-14	.429	6-13	.462	0-0	.000	2	3	5	2.0	2	2	1	0	0	18	9.2	
at Georgia	02/06/16	*	18	2-11	.182	2-10	.200	3-3	1.000	0	0	0	1.9	4	1	1	0	0	9	9.1	
at Tennessee	02/09/16	*	32	5-11	.455	4-8	.500	4-4	1.000	0	1	1	1.9	1	0	1	0	0	18	9.5	
Totals			9	513	67-190	.353	54-151	.358	22-27	.815	12	29	41	1.9	52	17	21	0	10	210	9.5

Games played: 22
Minutes/game: 23.3
Points/game: 9.5
FG Pct: 35.3
3FG Pct: 35.8
FT Pct: 81.5

Rebounds/game: 1.9
Assists/game: 0.8
Turnovers/game: 1.0
Assist/turnover ratio: 0.8
Steals/game: 0.5

Auburn Basketball
Auburn Individual Game-by-Game (as of Feb 09, 2016)
All games



#04 Dunans, T.J.

Opponent	Date	gs	min	Total		3-Pointers		Free throws		Rebounds				pf	a	t/o	blk	stl	pts	avg	
				fg-fga	pct	3fg-fga	pct	ft-fa	pct	off	def	tot	avg								
UAB	11/13/15	*	36	6-12	.500	1-4	.250	4-5	.800	0	6	6	6.0	1	3	2	1	3	17	17.0	
COLORADO	11/17/15	*	29	5-8	.625	0-1	.000	4-6	.667	0	1	1	3.5	4	1	4	0	1	14	15.5	
GEORGIA SOUTHERN	11/20/15	*	30	5-7	.714	1-2	.500	4-4	1.000	0	1	1	2.7	2	5	1	3	2	15	15.3	
NORTHWESTERN STATE	11/27/15	*	24	8-12	.667	4-6	.667	0-2	.000	2	2	4	3.0	2	3	4	1	1	20	16.5	
at Coastal Carolina	12/02/15	*	32	4-10	.400	2-5	.400	0-0	.000	1	1	2	2.8	3	5	3	0	2	10	15.2	
at Middle Tennessee	12/12/15	*	32	2-9	.222	0-3	.000	0-2	.000	3	2	5	3.2	5	2	5	1	3	4	13.3	
MERCER	12/15/15	*	37	6-12	.500	2-5	.400	0-0	.000	1	1	2	3.0	2	4	2	4	1	14	13.4	
at Xavier	12/19/15	*	25	4-10	.400	1-2	.500	1-2	.500	0	1	1	2.8	5	1	4	1	0	10	13.0	
vs New Mexico	12-22-15	*	33	6-7	.857	1-2	.500	7-10	.700	0	3	3	2.8	3	2	2	1	2	20	13.8	
vs Harvard	12-23-15	*	13	0-1	.000	0-1	.000	0-0	.000	0	1	1	2.6	1	2	4	1	0	2	12.4	
Totals			10	291	46-88	.523	12-31	.387	20-31	.645	7	19	26	2.6	28	28	31	13	15	124	12.4

Games played: 10
Minutes/game: 29.1
Points/game: 12.4
FG Pct: 52.3
3FG Pct: 38.7
FT Pct: 64.5

Rebounds/game: 2.6
Assists/game: 2.8
Turnovers/game: 3.1
Assist/turnover ratio: 0.9
Steals/game: 1.5
Blocks/game: 1.3

#05 Bowers, Cinmeon

Opponent	Date	gs	min	Total		3-Pointers		Free throws		Rebounds				pf	a	t/o	blk	stl	pts	avg	
				fg-fga	pct	3fg-fga	pct	ft-fa	pct	off	def	tot	avg								
UAB	11/13/15	*	25	3-9	.333	1-3	.333	4-6	.667	1	5	6	6.0	2	1	0	0	1	11	11.0	
COLORADO	11/17/15	*	15	1-5	.200	1-1	1.000	2-3	.667	1	0	1	3.5	2	0	2	0	0	5	8.0	
GEORGIA SOUTHERN	11/20/15	*	33	3-8	.375	0-1	.000	9-13	.692	0	13	13	6.7	1	1	3	2	2	15	10.3	
NORTHWESTERN STATE	11/27/15	*	26	6-10	.600	1-2	.500	3-3	1.000	5	5	10	7.5	2	3	5	0	2	16	11.8	
at Coastal Carolina	12/02/15	*	31	4-5	.800	2-3	.667	2-6	.333	0	7	7	7.4	3	1	2	0	1	12	11.8	
at Middle Tennessee	12/12/15	*	39	6-19	.316	0-2	.000	7-10	.700	6	13	19	9.3	4	2	4	0	1	19	13.0	
MERCER	12/15/15	*	26	5-11	.455	0-0	.000	3-6	.500	4	8	12	9.7	2	0	2	0	1	13	13.0	
at Xavier	12/19/15	*	33	4-11	.364	1-3	.333	3-3	1.000	3	8	11	9.9	3	0	0	1	0	12	12.9	
vs New Mexico	12-22-15	*	30	4-8	.500	0-2	.000	4-7	.571	2	10	12	10.1	3	0	3	1	0	12	12.8	
vs Harvard	12-23-15	*	35	7-17	.412	1-3	.333	2-9	.222	3	6	9	10.0	2	2	0	0	2	17	13.2	
at Hawai'i	12-25-15	*	34	1-6	.167	0-0	.000	4-6	.667	2	5	7	9.7	2	1	3	1	0	6	12.5	
TENNESSEE	01/02/16	*	19	3-4	.750	0-0	.000	3-6	.500	1	4	5	9.3	2	1	1	0	1	9	12.3	
SOUTH CAROLINA	01/05/16	*	27	1-7	.143	1-2	.500	0-0	.000	1	2	3	8.8	1	0	6	0	1	3	11.5	
at Mizzou	1-9-16	*	25	2-9	.222	1-2	.500	0-0	.000	1	6	7	8.7	2	3	2	0	0	5	11.1	
at Vanderbilt	01/12/16	*	32	5-14	.357	0-2	.000	3-4	.750	3	7	10	8.8	3	0	4	2	3	13	11.2	
KENTUCKY	01/16/16	*	28	3-12	.250	0-4	.000	2-6	.333	2	8	10	8.9	2	1	6	1	2	8	11.0	
ALABAMA	01/19/16	*	32	6-11	.545	2-5	.400	6-10	.600	3	15	18	9.4	3	2	1	1	1	20	11.5	
at Florida	1/23/16	*	28	2-13	.154	0-4	.000	0-0	.000	3	6	9	9.4	2	3	3	0	0	4	11.1	
at Ole Miss	1/27/16	*	18	1-3	.333	0-0	.000	1-2	.500	1	3	4	9.1	1	4	1	0	0	3	10.7	
LSU	02/02/16	*	30	3-14	.214	1-5	.200	8-16	.500	2	5	7	9.0	4	3	6	0	2	15	10.9	
at Georgia	02/06/16	*	33	3-11	.273	0-2	.000	6-10	.600	1	12	13	9.2	1	1	1	2	2	12	11.0	
at Tennessee	02/09/16	*	28	4-11	.364	0-1	.000	1-8	.125	7	8	15	9.5	3	1	6	0	0	9	10.9	
Totals			14	627	77-218	.353	12-47	.255	73-134	.545	52	156	208	9.5	50	30	61	11	22	239	10.9

Games played: 22
Minutes/game: 28.5
Points/game: 10.9
FG Pct: 35.3
3FG Pct: 25.5
FT Pct: 54.5

Rebounds/game: 9.5
Assists/game: 1.4
Turnovers/game: 2.8
Assist/turnover ratio: 0.5
Steals/game: 1.0
Blocks/game: 0.5

Auburn Basketball
Auburn Individual Game-by-Game (as of Feb 09, 2016)
All games



#12 Harris, Tyler

Opponent	Date	gs	min	Total		3-Pointers		Free throws		Rebounds				pf	a	t/o	blk	stl	pts	avg	
				fg-fga	pct	3fg-fga	pct	ft-fa	pct	off	def	tot	avg								
UAB	11/13/15	*	31	4-9	.444	0-1	.000	6-8	.750	2	3	5	5.0	1	1	5	1	0	14	14.0	
COLORADO	11/17/15	*	31	9-20	.450	1-2	.500	4-7	.571	5	7	12	8.5	3	2	2	1	1	23	18.5	
GEORGIA SOUTHERN	11/20/15	*	21	3-7	.429	0-1	.000	3-3	1.000	2	5	7	8.0	4	1	5	0	1	9	15.3	
NORTHWESTERN STATE	11/27/15	*	27	8-10	.800	0-0	.000	2-2	1.000	1	3	4	7.0	3	4	3	0	3	18	16.0	
at Coastal Carolina	12/02/15	*	32	5-9	.556	0-0	.000	11-14	.786	5	7	12	8.0	5	3	2	0	0	21	17.0	
at Middle Tennessee	12/12/15	*	33	5-11	.455	0-1	.000	4-9	.444	3	10	13	8.8	5	0	1	1	0	14	16.5	
MERCER	12/15/15	*	35	8-14	.571	1-2	.500	3-8	.375	3	8	11	9.1	3	2	3	0	0	20	17.0	
at Xavier	12/19/15	*	18	2-3	.667	0-1	.000	0-0	.000	1	3	4	8.5	5	0	1	1	1	4	15.4	
vs New Mexico	12-22-15	*	11	2-5	.400	0-0	.000	0-0	.000	1	2	3	7.9	4	0	2	0	1	4	14.1	
vs Harvard	12-23-15	*	22	4-10	.400	0-1	.000	4-5	.800	5	7	12	8.3	4	0	3	0	0	12	13.9	
at Hawai'i	12-25-15	*	32	6-12	.500	1-1	1.000	2-3	.667	3	6	9	8.4	5	1	1	0	0	15	14.0	
TENNESSEE	01/02/16	*	33	6-12	.500	0-1	.000	7-12	.583	2	11	13	8.8	1	2	3	0	1	19	14.4	
SOUTH CAROLINA	01/05/16	*	37	10-13	.769	1-1	1.000	1-3	.333	3	3	6	8.5	3	3	6	0	0	22	15.0	
at Mizzou	1-9-16	*	33	6-12	.500	0-2	.000	9-10	.900	5	0	5	8.3	4	1	3	2	1	21	15.4	
at Vanderbilt	01/12/16	*	34	4-13	.308	0-0	.000	0-5	.000	8	2	10	8.4	2	0	2	1	0	8	14.9	
KENTUCKY	01/16/16	*	29	6-11	.545	3-3	1.000	6-8	.750	2	9	11	8.6	3	2	2	1	0	21	15.3	
ALABAMA	01/19/16	*	29	2-10	.200	1-3	.333	9-12	.750	2	1	3	8.2	5	0	3	0	0	14	15.2	
at Florida	1/23/16	*	27	5-14	.357	0-1	.000	4-6	.667	3	3	6	8.1	3	1	3	0	0	14	15.2	
at Ole Miss	1/27/16	*	31	4-9	.444	0-0	.000	8-15	.533	5	3	8	8.1	2	0	2	0	0	16	15.2	
OKLAHOMA STATE	01/30/16	*	32	4-13	.308	0-4	.000	8-10	.800	4	7	11	8.3	3	1	2	0	0	16	15.3	
LSU	02/02/16	*	22	3-7	.429	0-1	.000	3-4	.750	2	2	4	8.0	4	1	4	0	2	9	15.0	
at Georgia	02/06/16	*	33	4-13	.308	1-4	.250	3-4	.750	1	4	5	7.9	3	1	4	0	0	12	14.8	
at Tennessee	02/09/16	*	21	0-10	.000	0-2	.000	2-2	1.000	1	5	6	7.8	3	2	1	0	0	2	14.3	
Totals			23	654	110-247	.445	9-32	.281	99-150	.660	69	111	180	7.8	78	28	63	8	11	328	14.3

Games played: 23
Minutes/game: 28.4
Points/game: 14.3
FG Pct: 44.5
3FG Pct: 28.1
FT Pct: 66.0

Rebounds/game: 7.8
Assists/game: 1.2
Turnovers/game: 2.7
Assist/turnover ratio: 0.4
Steals/game: 0.5
Blocks/game: 0.3

Auburn Basketball
Auburn Individual Game-by-Game (as of Feb 09, 2016)
All games



#13 Shamsid-Deen, Tahj

Opponent	Date	gs	min	Total		3-Pointers		Free throws		Rebounds				pf	a	t/o	blk	stl	pts	avg
				fg-fga	pct	3fg-fga	pct	ft-fga	pct	off	def	tot	avg							
COLORADO	11/17/15		15	1-3	.333	0-1	.000	0-1	.000	0	0	0	0.0	1	2	0	0	1	2	2.0
GEORGIA SOUTHERN	11/20/15		16	3-6	.500	1-2	.500	1-2	.500	0	1	1	0.5	0	1	0	0	1	8	5.0
NORTHWESTERN STATE	11/27/15		9	1-4	.250	1-2	.500	0-0	.000	0	3	3	1.3	1	0	1	0	0	3	4.3
MERCER	12/15/15		12	0-3	.000	0-3	.000	0-0	.000	0	1	1	1.3	0	4	0	0	0	0	3.3
at Xavier	12/19/15		6	0-1	.000	0-0	.000	0-0	.000	0	1	1	1.2	0	1	1	0	1	0	2.6
Totals		0	58	5-17	.294	2-8	.250	1-3	.333	0	6	6	1.2	2	8	2	0	3	13	2.6

Games played: 5
 Minutes/game: 11.6
 Points/game: 2.6
 FG Pct: 29.4
 3FG Pct: 25.0
 FT Pct: 33.3

Rebounds/game: 1.2
 Assists/game: 1.6
 Turnovers/game: 0.4
 Assist/turnover ratio: 4.0
 Steals/game: 0.6

#20 Walker, Jonathan

Opponent	Date	gs	min	Total		3-Pointers		Free throws		Rebounds				pf	a	t/o	blk	stl	pts	avg
				fg-fga	pct	3fg-fga	pct	ft-fga	pct	off	def	tot	avg							
GEORGIA SOUTHERN	11/20/15		2	0-1	.000	0-1	.000	0-0	.000	0	0	0	0.0	0	0	0	0	0	0	0.0
NORTHWESTERN STATE	11/27/15		3	0-2	.000	0-1	.000	0-0	.000	0	0	0	0.0	0	0	0	0	0	0	0.0
at Florida	1/23/16		3	0-0	.000	0-0	.000	0-0	.000	0	1	1	0.3	0	0	0	0	0	0	0.0
at Georgia	02/06/16		1	1-1	1.000	1-1	1.000	0-0	.000	0	0	0	0.3	0	0	0	0	0	3	0.8
at Tennessee	02/09/16		2	0-0	.000	0-0	.000	0-0	.000	0	0	0	0.2	0	0	0	0	0	0	0.6
Totals		0	11	1-4	.250	1-3	.333	0-0	.000	0	1	1	0.2	0	0	0	0	0	3	0.6

Games played: 5
 Minutes/game: 2.2
 Points/game: 0.6
 FG Pct: 25.0
 3FG Pct: 33.3

Rebounds/game: 0.2

Auburn Basketball
Auburn Individual Game-by-Game (as of Feb 09, 2016)
All games



#21 Keim, Patrick

Opponent	Date	gs	min	Total		3-Pointers		Free throws		Rebounds				pf	a	t/o	blk	stl	pts	avg
				fg-fga	pct	3fg-fga	pct	ft-fa	pct	off	def	tot	avg							
NORTHWESTERN STATE	11/27/15		6	1-1	1.000	1-1	1.000	0-0	.000	0	0	0	0.0	1	1	0	0	0	3	3.0
at Coastal Carolina	12/02/15		3	0-0	.000	0-0	.000	0-0	.000	0	0	0	0.0	1	0	1	0	0	0	1.5
at Xavier	12/19/15		2	0-0	.000	0-0	.000	0-0	.000	0	0	0	0.0	0	0	0	0	0	0	1.0
vs Harvard	12-23-15		3	0-1	.000	0-1	.000	0-0	.000	0	0	0	0.0	0	0	0	0	0	0	0.8
at Hawaii	12-25-15		3	0-0	.000	0-0	.000	0-0	.000	0	0	0	0.0	1	0	1	0	0	0	0.6
TENNESSEE	01/02/16		9	0-2	.000	0-1	.000	0-0	.000	0	0	0	0.0	3	2	0	0	1	0	0.5
SOUTH CAROLINA	01/05/16		8	0-0	.000	0-0	.000	0-0	.000	0	0	0	0.0	0	0	1	0	0	0	0.4
at Mizzou	1-9-16		11	0-0	.000	0-0	.000	0-0	.000	0	2	2	0.3	1	0	1	0	0	0	0.4
at Vanderbilt	01/12/16		2	0-0	.000	0-0	.000	0-0	.000	0	0	0	0.2	0	0	0	0	0	0	0.3
KENTUCKY	01/16/16		1	0-0	.000	0-0	.000	2-2	1.000	0	0	0	0.2	0	0	0	0	0	2	0.5
ALABAMA	01/19/16		4	0-0	.000	0-0	.000	0-0	.000	0	0	0	0.2	1	0	0	0	0	0	0.5
at Florida	1/23/16		6	0-0	.000	0-0	.000	0-0	.000	0	0	0	0.2	1	0	0	0	0	0	0.4
at Ole Miss	1/27/16		4	0-0	.000	0-0	.000	0-1	.000	0	0	0	0.2	1	0	0	0	0	0	0.4
OKLAHOMA STATE	01/30/16		3	0-0	.000	0-0	.000	0-0	.000	0	0	0	0.1	0	0	0	0	0	0	0.4
LSU	02/02/16		10	0-1	.000	0-1	.000	0-0	.000	0	1	1	0.2	1	0	1	0	0	0	0.3
at Georgia	02/06/16		7	0-1	.000	0-0	.000	0-0	.000	0	2	2	0.3	1	0	0	0	0	0	0.3
at Tennessee	02/09/16		15	0-1	.000	0-1	.000	0-0	.000	1	0	1	0.4	3	0	1	0	0	0	0.3
Totals		0	97	1-7	.143	1-5	.200	2-3	.667	1	5	6	0.4	15	3	6	0	1	5	0.3

Games played: 17
Minutes/game: 5.7
Points/game: 0.3
FG Pct: 14.3
3FG Pct: 20.0
FT Pct: 66.7

Rebounds/game: 0.4
Assists/game: 0.2
Turnovers/game: 0.4
Assist/turnover ratio: 0.5
Steals/game: 0.1

#22 Allison, Zach

Opponent	Date	gs	min	Total		3-Pointers		Free throws		Rebounds				pf	a	t/o	blk	stl	pts	avg
				fg-fga	pct	3fg-fga	pct	ft-fa	pct	off	def	tot	avg							
UAB	11/13/15		10	0-0	.000	0-0	.000	0-0	.000	1	1	2	2.0	3	0	3	0	0	0	0.0
GEORGIA SOUTHERN	11/20/15		2	0-0	.000	0-0	.000	0-0	.000	0	2	2	2.0	0	1	1	0	0	0	0.0
NORTHWESTERN STATE	11/27/15		3	0-0	.000	0-0	.000	0-0	.000	0	0	0	1.3	0	1	0	0	0	0	0.0
at Xavier	12/19/15		1	0-0	.000	0-0	.000	0-0	.000	0	0	0	1.0	0	0	0	0	0	0	0.0
at Georgia	02/06/16		1	0-0	.000	0-0	.000	0-0	.000	0	0	0	0.8	0	1	0	0	0	0	0.0
at Tennessee	02/09/16		2	0-0	.000	0-0	.000	0-0	.000	0	0	0	0.7	0	0	0	0	0	0	0.0
Totals		0	19	0-0	.000	0-0	.000	0-0	.000	1	3	4	0.7	3	3	4	0	0	0	0.0

Games played: 6
Minutes/game: 3.2

Rebounds/game: 0.7
Assists/game: 0.5
Turnovers/game: 0.7
Assist/turnover ratio: 0.8

Auburn Basketball
Auburn Individual Game-by-Game (as of Feb 09, 2016)
All games



#23 Lang, TJ

Opponent	Date	gs	min	Total		3-Pointers		Free throws		Rebounds				pf	a	t/o	blk	stl	pts	avg	
				fg-fga	pct	3fg-fga	pct	ft-fa	pct	off	def	tot	avg								
UAB	11/13/15	*	14	1-2	.500	1-2	.500	2-2	1.000	0	0	0	0.0	4	0	0	0	1	5	5.0	
COLORADO	11/17/15	*	28	2-3	.667	2-3	.667	0-0	.000	1	2	3	1.5	3	0	0	0	1	6	5.5	
GEORGIA SOUTHERN	11/20/15	*	22	3-5	.600	1-3	.333	2-2	1.000	2	2	4	2.3	1	1	0	1	0	9	6.7	
NORTHWESTERN STATE	11/27/15	*	19	4-5	.800	3-3	1.000	1-2	.500	2	3	5	3.0	1	1	1	0	1	12	8.0	
at Coastal Carolina	12/02/15	*	29	5-10	.500	4-8	.500	0-0	.000	1	1	2	2.8	2	1	0	0	0	14	9.2	
at Middle Tennessee	12/12/15	*	37	2-5	.400	1-3	.333	0-0	.000	0	2	2	2.7	4	0	1	0	1	5	8.5	
MERCER	12/15/15	*	4	0-0	.000	0-0	.000	0-0	.000	0	0	0	2.3	0	0	0	0	1	0	7.3	
at Xavier	12/19/15	*	14	0-1	.000	0-1	.000	2-2	1.000	0	1	1	2.1	3	3	1	0	1	2	6.6	
vs New Mexico	12-22-15	*	24	2-6	.333	2-5	.400	0-0	.000	0	1	1	2.0	2	1	1	0	0	6	6.6	
vs Harvard	12-23-15	*	23	1-3	.333	1-3	.333	0-0	.000	0	1	1	1.9	0	0	0	0	2	3	6.2	
at Hawai'i	12-25-15	*	22	1-2	.500	0-1	.000	0-0	.000	1	1	2	1.9	3	0	0	0	1	2	5.8	
TENNESSEE	01/02/16	*	16	1-5	.200	1-4	.250	1-2	.500	1	1	2	1.9	1	1	0	0	0	4	5.7	
SOUTH CAROLINA	01/05/16		10	0-1	.000	0-1	.000	0-0	.000	0	1	1	1.8	3	1	0	0	0	0	5.2	
at Mizzou	1-9-16		8	0-2	.000	0-2	.000	0-0	.000	0	0	0	1.7	1	0	1	0	0	0	4.9	
at Vanderbilt	01/12/16	*	22	2-4	.500	1-2	.500	1-2	.500	0	2	2	1.7	4	0	0	0	0	6	4.9	
KENTUCKY	01/16/16	*	32	2-2	1.000	2-2	1.000	0-0	.000	0	2	2	1.8	3	1	1	0	0	6	5.0	
ALABAMA	01/19/16	*	31	2-6	.333	1-5	.200	6-9	.667	0	3	3	1.8	3	1	0	0	0	11	5.4	
at Florida	1/23/16	*	24	1-5	.200	1-4	.250	0-0	.000	0	0	0	1.7	2	0	0	0	1	3	5.2	
at Ole Miss	1/27/16	*	35	6-9	.667	5-7	.714	2-2	1.000	1	2	3	1.8	1	0	0	0	0	19	5.9	
OKLAHOMA STATE	01/30/16	*	29	2-4	.500	2-4	.500	2-2	1.000	0	3	3	1.9	3	0	1	0	3	8	6.1	
LSU	02/02/16	*	24	0-0	.000	0-0	.000	0-0	.000	1	3	4	2.0	1	0	0	0	0	0	5.8	
at Georgia	02/06/16	*	34	0-5	.000	0-4	.000	7-11	.636	1	3	4	2.0	3	1	1	0	0	7	5.8	
at Tennessee	02/09/16	*	24	0-6	.000	0-5	.000	2-4	.500	1	1	2	2.0	3	1	1	0	1	2	5.7	
Totals			20	525	37-91	.407	28-72	.389	28-40	.700	12	35	47	2.0	51	13	9	1	14	130	5.7

Games played: 23
Minutes/game: 22.8
Points/game: 5.7
FG Pct: 40.7
3FG Pct: 38.9
FT Pct: 70.0

Rebounds/game: 2.0
Assists/game: 0.6
Turnovers/game: 0.4
Assist/turnover ratio: 1.4
Steals/game: 0.6
Blocks/game: 0.0

Auburn Basketball
Auburn Individual Game-by-Game (as of Feb 09, 2016)
All games



#25 Granger, Jordan

Opponent	Date	gs	min	Total		3-Pointers		Free throws		Rebounds				pf	a	t/o	blk	stl	pts	avg
				fg-fga	pct	3fg-fga	pct	ft-fa	pct	off	def	tot	avg							
UAB	11/13/15		26	1-3	.333	1-3	.333	0-0	.000	1	2	3	3.0	3	1	1	1	2	3	3.0
COLORADO	11/17/15		11	0-1	.000	0-1	.000	0-0	.000	0	0	0	1.5	2	0	0	1	0	0	1.5
GEORGIA SOUTHERN	11/20/15		13	2-3	.667	1-2	.500	0-1	.000	0	2	2	1.7	1	1	0	0	0	5	2.7
NORTHWESTERN STATE	11/27/15		8	0-1	.000	0-1	.000	4-4	1.000	0	1	1	1.5	4	0	0	0	0	4	3.0
at Coastal Carolina	12/02/15		11	0-1	.000	0-1	.000	0-0	.000	0	0	0	1.2	3	0	0	1	1	0	2.4
at Middle Tennessee	12/12/15		6	1-1	1.000	0-0	.000	0-0	.000	0	0	0	1.0	1	0	0	0	0	2	2.3
MERCER	12/15/15		8	0-0	.000	0-0	.000	0-0	.000	0	0	0	0.9	0	1	0	0	1	0	2.0
at Xavier	12/19/15		12	1-2	.500	0-0	.000	0-0	.000	0	0	0	0.8	0	0	1	1	0	2	2.0
vs New Mexico	12-22-15		13	2-2	1.000	1-1	1.000	0-0	.000	0	2	2	0.9	1	0	0	0	1	5	2.3
vs Harvard	12-23-15		18	1-1	1.000	0-0	.000	0-0	.000	2	2	4	1.2	3	0	0	0	0	2	2.3
at Hawai'i	12-25-15		24	0-1	.000	0-1	.000	0-0	.000	0	2	2	1.3	4	0	1	0	0	0	2.1
TENNESSEE	01/02/16		33	3-5	.600	1-3	.333	0-0	.000	1	4	5	1.6	3	1	3	2	2	7	2.5
SOUTH CAROLINA	01/05/16	*	31	2-5	.400	2-5	.400	2-2	1.000	0	3	3	1.7	1	2	2	0	3	8	2.9
at Mizzou	1-9-16	*	28	2-3	.667	2-3	.667	1-2	.500	0	5	5	1.9	2	1	0	2	0	7	3.2
at Vanderbilt	01/12/16	*	27	3-6	.500	1-4	.250	1-3	.333	0	1	1	1.9	3	0	0	1	1	8	3.5
KENTUCKY	01/16/16	*	19	0-0	.000	0-0	.000	2-2	1.000	0	2	2	1.9	1	0	0	0	0	2	3.4
ALABAMA	01/19/16	*	26	2-4	.500	1-3	.333	0-0	.000	0	0	0	1.8	1	1	0	1	0	5	3.5
at Florida	1/23/16		19	4-5	.800	3-4	.750	0-0	.000	0	0	0	1.7	3	0	1	0	0	11	3.9
at Ole Miss	1/27/16		20	1-4	.250	0-3	.000	2-2	1.000	1	0	1	1.6	4	1	1	2	0	4	3.9
OKLAHOMA STATE	01/30/16	*	28	2-3	.667	2-3	.667	0-0	.000	1	2	3	1.7	2	0	0	0	0	6	4.1
LSU	02/02/16	*	22	2-5	.400	1-4	.250	0-0	.000	0	1	1	1.7	2	0	0	0	1	5	4.1
at Georgia	02/06/16		28	2-8	.250	0-6	.000	0-0	.000	0	4	4	1.8	3	1	0	1	0	4	4.1
at Tennessee	02/09/16		27	3-9	.333	0-4	.000	0-2	.000	2	2	4	1.9	0	1	1	1	1	6	4.2
Totals		7	458	34-73	.466	16-52	.308	12-18	.667	8	35	43	1.9	47	11	11	14	13	96	4.2

Games played: 23
Minutes/game: 19.9
Points/game: 4.2
FG Pct: 46.6
3FG Pct: 30.8
FT Pct: 66.7

Rebounds/game: 1.9
Assists/game: 0.5
Turnovers/game: 0.5
Assist/turnover ratio: 1.0
Steals/game: 0.6
Blocks/game: 0.6

Auburn Basketball
Auburn Individual Game-by-Game (as of Feb 09, 2016)
All games



#31 Waddell, Devin

Opponent	Date	gs	min	Total		3-Pointers		Free throws		Rebounds				pf	a	t/o	blk	stl	pts	avg
				fg-fga	pct	3fg-fga	pct	ft-fa	pct	off	def	tot	avg							
UAB	11/13/15	3		0-0	.000	0-0	.000	0-0	.000	0	0	0	0.0	1	0	0	0	0	0	0.0
COLORADO	11/17/15	6		0-1	.000	0-1	.000	0-0	.000	0	0	0	0.0	2	0	0	0	1	0	0.0
GEORGIA SOUTHERN	11/20/15	11		0-0	.000	0-0	.000	0-0	.000	0	1	1	0.3	3	0	1	0	0	0	0.0
at Coastal Carolina	12/02/15	4		0-0	.000	0-0	.000	0-0	.000	0	0	0	0.3	0	0	0	0	0	0	0.0
at Middle Tennessee	12/12/15	2		0-0	.000	0-0	.000	0-0	.000	0	0	0	0.2	0	0	0	0	0	0	0.0
at Xavier	12/19/15	9		0-0	.000	0-0	.000	1-2	.500	0	0	0	0.2	2	0	0	0	0	1	0.2
vs New Mexico	12-22-15	15		0-0	.000	0-0	.000	0-0	.000	1	3	4	0.7	3	1	1	0	1	0	0.1
vs Harvard	12-23-15	9		0-0	.000	0-0	.000	0-0	.000	2	0	2	0.9	3	0	1	0	0	0	0.1
at Hawai'i	12-25-15	2		0-0	.000	0-0	.000	0-0	.000	0	0	0	0.8	1	0	1	0	0	0	0.1
TENNESSEE	01/02/16	10		0-0	.000	0-0	.000	0-0	.000	0	0	0	0.7	1	0	0	0	0	0	0.1
SOUTH CAROLINA	01/05/16	3		0-0	.000	0-0	.000	0-0	.000	0	0	0	0.6	0	0	0	0	1	0	0.1
at Mizzou	1-9-16	1		0-0	.000	0-0	.000	0-0	.000	0	0	0	0.6	1	0	0	0	0	0	0.1
KENTUCKY	01/16/16	2		0-0	.000	0-0	.000	0-0	.000	0	0	0	0.5	1	0	1	0	0	0	0.1
ALABAMA	01/19/16	4		0-0	.000	0-0	.000	0-0	.000	0	0	0	0.5	0	0	0	0	0	0	0.1
at Florida	1/23/16	7		0-1	.000	0-0	.000	0-0	.000	0	0	0	0.5	0	0	0	0	0	0	0.1
at Ole Miss	1/27/16	9		0-0	.000	0-0	.000	0-0	.000	0	1	1	0.5	0	0	0	0	0	0	0.1
OKLAHOMA STATE	01/30/16	11		0-2	.000	0-2	.000	0-0	.000	0	1	1	0.5	3	0	0	0	0	0	0.1
LSU	02/02/16	1		0-1	.000	0-1	.000	0-0	.000	0	0	0	0.5	0	0	0	0	0	0	0.1
at Georgia	02/06/16	12		1-1	1.000	1-1	1.000	0-0	.000	0	0	0	0.5	0	0	0	0	2	3	0.2
at Tennessee	02/09/16	11		0-2	.000	0-2	.000	0-0	.000	0	0	0	0.5	2	0	1	0	0	0	0.2
Totals		0	132	1-8	.125	1-7	.143	1-2	.500	3	6	9	0.5	23	1	6	0	5	4	0.2

Games played: 20
Minutes/game: 6.6
Points/game: 0.2
FG Pct: 12.5
3FG Pct: 14.3
FT Pct: 50.0

Rebounds/game: 0.5
Assists/game: 0.1
Turnovers/game: 0.3
Assist/turnover ratio: 0.2
Steals/game: 0.3

Auburn Basketball
Auburn Individual Game-by-Game (as of Feb 09, 2016)
All games



#41 Blackstock, Cole

Opponent	Date	gs	min	Total		3-Pointers		Free throws		Rebounds				pf	a	t/o	blk	stl	pts	avg
				fg-fga	pct	3fg-fga	pct	ft-fa	pct	off	def	tot	avg							
NORTHWESTERN STATE	11/27/15		3	0-0	.000	0-0	.000	2-2	1.000	0	0	0	0.0	1	0	0	0	0	2	2.0
Totals		0	3	0-0	.000	0-0	.000	2-2	1.000	0	0	0	0.0	1	0	0	0	0	2	2.0

Games played: 1
 Minutes/game: 3.0
 Points/game: 2.0
 FT Pct: 100.0

#42 Stockton, Cole

Opponent	Date	gs	min	Total		3-Pointers		Free throws		Rebounds				pf	a	t/o	blk	stl	pts	avg
				fg-fga	pct	3fg-fga	pct	ft-fa	pct	off	def	tot	avg							
NORTHWESTERN STATE	11/27/15		3	0-0	.000	0-0	.000	0-0	.000	0	0	0	0.0	0	0	0	0	0	0	0.0
at Florida	1/23/16		2	0-1	.000	0-0	.000	2-2	1.000	1	0	1	0.5	0	0	0	0	0	2	1.0
at Ole Miss	1/27/16		2	0-0	.000	0-0	.000	0-0	.000	0	0	0	0.3	0	0	0	0	0	0	0.7
at Georgia	02/06/16		1	0-0	.000	0-0	.000	0-0	.000	0	0	0	0.3	1	0	0	0	0	0	0.5
at Tennessee	02/09/16		2	0-0	.000	0-0	.000	0-0	.000	0	0	0	0.2	0	0	0	0	0	0	0.4
Totals		0	10	0-1	.000	0-0	.000	2-2	1.000	1	0	1	0.2	1	0	0	0	0	2	0.4

Games played: 5
 Minutes/game: 2.0
 Points/game: 0.4
 FG Pct: 0.0
 FT Pct: 100.0

Rebounds/game: 0.2

#44 Williams, New

Opponent	Date	gs	min	Total		3-Pointers		Free throws		Rebounds				pf	a	t/o	blk	stl	pts	avg
				fg-fga	pct	3fg-fga	pct	ft-fa	pct	off	def	tot	avg							
NORTHWESTERN STATE	11/27/15		8	1-2	.500	0-0	.000	1-2	.500	0	0	0	0.0	0	0	0	0	1	3	3.0
at Middle Tennessee	12/12/15		3	0-1	.000	0-1	.000	0-0	.000	0	0	0	0.0	0	0	0	0	0	0	1.5
at Xavier	12/19/15		2	0-0	.000	0-0	.000	0-0	.000	0	0	0	0.0	0	0	0	0	0	0	1.0
vs New Mexico	12-22-15		2	0-1	.000	0-1	.000	0-0	.000	1	0	1	0.3	0	0	0	0	0	0	0.8
vs Harvard	12-23-15		4	0-1	.000	0-1	.000	0-0	.000	0	1	1	0.4	1	0	0	0	0	0	0.6
TENNESSEE	01/02/16		3	0-0	.000	0-0	.000	0-0	.000	0	0	0	0.3	2	0	0	0	0	0	0.5
at Mizzou	1-9-16		8	0-0	.000	0-0	.000	0-2	.000	0	0	0	0.3	0	1	0	0	0	0	0.4
at Vanderbilt	01/12/16		16	1-4	.250	1-3	.333	1-2	.500	0	2	2	0.5	2	0	0	0	0	4	0.9
ALABAMA	01/19/16		1	0-0	.000	0-0	.000	0-0	.000	0	0	0	0.4	0	0	0	0	0	0	0.8
at Florida	1/23/16		10	1-2	.500	0-1	.000	0-0	.000	1	1	2	0.6	0	1	1	0	0	2	0.9
at Ole Miss	1/27/16		2	1-1	1.000	1-1	1.000	0-0	.000	0	0	0	0.5	0	0	0	0	0	3	1.1
OKLAHOMA STATE	01/30/16		10	0-0	.000	0-0	.000	0-2	.000	0	1	1	0.6	1	1	0	0	0	0	1.0
LSU	02/02/16		4	0-0	.000	0-0	.000	0-0	.000	1	0	1	0.6	1	0	0	0	0	0	0.9
at Georgia	02/06/16		22	1-4	.250	1-2	.500	0-0	.000	0	1	1	0.6	3	1	1	0	0	3	1.1
at Tennessee	02/09/16		18	1-4	.250	1-3	.333	0-0	.000	1	4	5	0.9	3	0	1	0	1	3	1.2
Totals		0	113	6-20	.300	4-13	.308	2-8	.250	4	10	14	0.9	13	4	3	0	2	18	1.2

Games played: 15
 Minutes/game: 7.5
 Points/game: 1.2
 FG Pct: 30.0
 3FG Pct: 30.8
 FT Pct: 25.0

Rebounds/game: 0.9
 Assists/game: 0.3
 Turnovers/game: 0.2
 Assist/turnover ratio: 1.3
 Steals/game: 0.1

SEASON / CAREER HIGHS

#0 HORACE SPENCER

PTS 8 (2x, last at Missouri 1/9/16) 8 (2x, last at Missouri 1/9/16)
 REBS 11 (Oklahoma State 1/30/16) 11 (Oklahoma State 1/30/16)
 FG 3 (4x, last vs. LSU 2/2/16) 3 (4x, last vs. LSU 2/2/16)
 FG ATT 8 (Oklahoma State 1/30/16) 8 (Oklahoma State 1/30/16)
 3PT FG
 3PT FG ATT
 FT 3 (at Tennessee 2/9/16) 3 (at Tennessee 2/9/16)
 FT ATT 6 (at Missouri 1/9/16) 6 (at Missouri 1/9/16)
 ASSISTS 2 (GA Southern 11/20/15) 2 (GA Southern 11/20/15)
 STEALS 3 (vs. LSU 2/2/16) 3 (vs. LSU 2/2/16)
 BLKS 6 (Oklahoma State 1/30/16) 6 (Oklahoma State 1/30/16)
 MINS 27 (2x, last vs. LSU 2/2/16) 27 (2x, last vs. LSU 2/2/16)

#1 KAREEM CANTY

PTS 28 (vs. MTSU 12/12/15) 28 (2x, last vs. MTSU 12/12/15)
 REBS 8 (2x, last vs. Oklahoma St. 1/30/16) 8 (2x, last Oklahoma St. 1/30/16)
 FG 10 (vs. MTSU 12/12/15) 10 (2x, last vs. MTSU 12/12/15)
 FG ATT 24 (vs. Oklahoma State 1/30/16) 24 (vs. Oklahoma State 1/30/16)
 3PT FG 8 (vs. MTSU 12/12/15) 8 (vs. MTSU 12/12/15)
 3PT FG ATT 14 (2x, last at Hawaii 12/25/15) 14 (2x, last at Hawaii 12/25/15)
 FT 7 (2x, last vs. #13 Kentucky 1/16/16) 8 (North Texas 1/17/14)
 FT ATT 11 (#13 Kentucky 1/16/16) 11 (2x, last #13 Kentucky 1/16/16)
 ASSISTS 10 (Northwestern State 11/27/15) 14 (Alice Lloyd 12/17/13)
 STEALS 3 (2x, last at Hawaii 12/25/15) 3 (3x, last at Hawaii 12/25/15)
 BLKS 1 (3x, last at South Carolina 12/30/13)
 MINS 39 (2x, last vs. #13 Kentucky 1/16/16) 41 (at Morehead State 11/17/13)

#2 BRYCE BROWN

PTS 20 (2x, last vs. Tennessee 1/2/16) 20 (2x, last vs. Tennessee 1/2/16)
 REBS 5 (2x, last vs. LSU 2/2/16) 5 (2x, last vs. LSU 2/2/16)
 FG 7 (at Hawaii 12/25/15) 7 (at Hawaii 12/25/15)
 FG ATT 14 (vs. LSU 2/2/16) 14 (vs. LSU 2/2/16)
 3PT FG 6 (2x, last vs. LSU 2/2/16) 6 (2x, last vs. LSU 2/2/16)
 3PT FG ATT 13 (vs. LSU 2/2/16) 13 (vs. LSU 2/2/16)
 FT 4 (at Tennessee 2/9/16) 4 (at Tennessee 2/9/16)
 FT ATT 4 (4x, last at Tennessee 2/9/16) 4 (4x, last at Tennessee 2/9/16)
 ASSISTS 2 (4x, last vs. LSU 2/2/16) 2 (4x, last vs. LSU 2/2/16)
 STEALS 2 (3x, last at Florida 1/23/16) 2 (3x, last at Florida 1/23/16)
 BLKS
 MINS 36 (at Hawaii 12/25/15) 36 (at Hawaii 12/25/15)

#4 T.J. DUNANS

PTS 20 (2x, last vs. New Mexico 12/22/15) 20 (2x, last vs. New Mexico 12/22/15)
 REBS 6 (UAB 11/13/15) 6 (UAB 11/13/15)
 FG 8 (Northwestern State 11/27/15) 8 (Northwestern State 11/27/15)
 FG ATT 12 (3x, last vs. Mercer 12/15/15) 12 (3x, last vs. Mercer 12/15/15)
 3PT FG 4 (Northwestern State 11/27/15) 4 (Northwestern State 11/27/15)
 3PT FG ATT 6 (Northwestern State 11/27/15) 6 (Northwestern State 11/27/15)
 FT 7 (vs. New Mexico 12/22/15) 7 (vs. New Mexico 12/22/15)
 FT ATT 10 (vs. New Mexico 12/22/15) 10 (vs. New Mexico 12/22/15)
 ASSISTS 5 (2x, last at Coastal Carolina 12/2/15) 5 (2x, last at Coastal Carolina 12/2/15)
 STEALS 3 (2x, last at MTSU 12/12/15) 3 (2x, last at MTSU 12/12/15)
 BLKS 4 (Mercer 12/15/15) 4 (Mercer 12/15/15)
 MINS 37 (Mercer 12/15/15) 37 (Mercer 12/15/15)

#5 CINMEON BOWERS

PTS 20 (vs. Alabama 1/19/16) 20 (4x, last, vs. Alabama 1/19/16)
 REBS 19 (vs. MTSU 12/12/15) 19 (vs. MTSU 12/12/15)
 FG 7 (vs. Harvard 12/23/15) 8 (4x, at LSU 2/5/15)
 FG ATT 19 (vs. MTSU 12/12/15) 19 (vs. MTSU 12/12/15)
 3PT FG 2 (2x, last, vs. Alabama 1/19/16) 2 (2x, last, vs. Alabama 1/19/16)
 3PT FG ATT 5 (2x, last vs. LSU 2/2/16) 5 (2x, last vs. LSU 2/2/16)
 FT 9 (GA Southern 11/20/15) 11 (Missouri 1/10/15)
 FT ATT 16 (vs. LSU 2/2/16) 18 (Missouri 1/10/15)
 ASSISTS 4 (at Ole Miss 1/27/16) 7 (Ole Miss 2/7/15)
 STEALS 3 (at Vanderbilt 1/12/16) 3 (7x, last at Vanderbilt 1/12/16)
 BLKS 2 (3x, last at Georgia 2/6/16) 3 (2x, North Alabama 1/31/15)
 MINS 39 (vs. MTSU 12/12/15) 39 (vs. MTSU 12/12/15)

#12 TYLER HARRIS

PTS 23 (Colorado 11/17/15) 23 (2x, last vs. Colorado 11/17/15)
 REBS 13 (2x, last vs. Tennessee 1/2/16) 13 (2x, last vs. Tennessee 1/2/16)
 FG 10 (#20 South Carolina 1/5/16) 10 (#20 South Carolina 1/5/16)
 FG ATT 20 (Colorado 11/17/15) 20 (Colorado 11/17/15)
 3PT FG 3 (#13 Kentucky 1/16/16) 3 (4x, last vs. #13 Kentucky)
 3PT FG ATT 5 (at Georgia 2/6/16) 7 (Yale 12/17/13)
 FT 11 (at Coastal Carolina 12/2/15) 11 (at Coastal Carolina 12/2/15)
 FT ATT 15 (at Ole Miss 1/27/16) 15 (at Ole Miss 1/27/16)
 ASSISTS 4 (Northwestern State 11/27/15) 4 (2x, last vs. Northwestern State 11/27/15)
 STEALS 3 (Northwestern State 11/27/15) 3 (8x, last vs. Northwestern State 11/27/15)
 BLKS 2 (at Missouri 1/9/16) 3 (Georgetown 1/8/14)
 MINS 37 (#20 South Carolina 1/5/16) 48 (Marquette 3/4/14)

#13 TAHJ SHAMSID-DEEN

PTS 8 (GA Southern 11/20/15) 21 (Louisiana 11/21/14)
 REBS 3 (Northwestern State 11/27/15) 6 (Kentucky 2/12/14)
 FG 3 (GA Southern 11/20/15) 7 (Louisiana 11/21/14)
 FG ATT 6 (GA Southern 11/20/15) 16 (Louisiana 11/21/14)
 3PT FG 1 (2x, last vs. Northwestern State 11/27/15) 5 (3x, Louisiana 11/21/14)
 3PT FG ATT 3 (Mercer 12/15/15) 10 (Louisiana 11/21/14)
 FT 1 (GA Southern 11/20/15) 6 (at Mississippi St. 1/22/14)
 FT ATT 2 (GA Southern 11/20/15) 7 (at Mississippi St. 1/22/14)
 ASSISTS 4 (Mercer 12/15/15) 8 (Ark.-Pine Bluff 12/30/13)
 STEALS 1 (3x, last at #10 Xavier 12/19/15) 3 (Ark.-Pine Bluff 12/30/13)
 BLKS 1 (2x, Ark.-Pine Bluff 12/30/13)
 MINS 16 (GA Southern 11/20/15) 38 (at Arkansas 1/25/14)

#23 TJ LANG

PTS 19 (at Ole Miss 1/27/16) 19 (at Ole Miss 1/27/16)
 REBS 5 (Northwestern State 11/27/15) 5 (2x, last Northwestern State 11/27/15)
 FG 6 (at Ole Miss 1/27/16) 6 (at Ole Miss 1/27/16)
 FG ATT 10 (at Coastal Carolina 12/2/15) 10 (at Coastal Carolina 12/2/15)
 3PT FG 5 (at Ole Miss 1/27/16) 5 (at Ole Miss 1/27/16)
 3PT FG ATT 8 (at Coastal Carolina 12/2/15) 8 (at Coastal Carolina 12/2/15)
 FT 7 (at Georgia 2/6/16) 7 (at Georgia 2/6/16)
 FT ATT 11 (at Georgia 2/6/16) 11 (at Georgia 2/6/16)
 ASSISTS 3 (at #10 Xavier 12/19/15) 3 (2x, last at #10 Xavier 12/19/15)
 STEALS 3 (vs. Oklahoma St. 1/30/16) 3 (vs. Oklahoma St. 1/30/16)
 BLKS 1 (GA Southern 11/20/15) 1 (2x, last vs. GA Southern 11/20/15)
 MINS 37 (vs. MTSU 12/12/15) 37 (vs. MTSU 12/12/15)

#25 JORDON GRANGER

PTS 11 (at Florida 1/23/16) 14 (Louisiana 11/21/14)
 REBS 5 (2x, last at Missouri 1/9/16) 7 (3x, vs. Texas A&M 3/12/15)
 FG 4 (at Florida 1/23/16) 4 (2x, last at Florida 1/23/16)
 FG ATT 9 (at Tennessee 2/9/16) 9 (at Tennessee 2/9/16)
 3PT FG 3 (at Florida 1/23/16) 3 (2x, last at Florida 1/23/16)
 3PT FG ATT 6 (at Georgia 2/6/16) 6 (at Georgia 2/6/16)
 FT 4 (Northwestern State 11/27/15) 4 (2x, last vs. Northwestern State 11/27/15)
 FT ATT 4 (Northwestern State 11/27/15) 4 (3x, last vs. Northwestern State 11/27/15)
 ASSISTS 2 (vs. #20 South Carolina 1/5/16) 3 (3x, vs. Texas A&M 3/12/15)
 STEALS 3 (#20 South Carolina 1/5/16) 4 (at Vanderbilt 1/6/15)
 BLKS 2 (3x, last at Ole Miss 1/27/16) 3 (Texas A&M 1/27/15)
 MINS 33 (Tennessee 1/2/16) 33 (Tennessee 1/2/16)

#31 DEVIN WADDELL

PTS 3 (at Georgia 2/6/16) 4 (vs. Mississippi State 3/11/15)
 REBS 4 (vs. New Mexico 12/22/15) 4 (2x, last vs. New Mexico 12/22/15)
 FG 1 (at Georgia 2/6/16) 1 (4x, last at Georgia 2/6/16)
 FG ATT 2 (2x, last at Tennessee 2/9/16) 3 (at Clemson 12/14/14)
 3PT FG 1 (at Georgia 2/6/16) 1 (2x, last at Georgia 2/6/16)
 3PT FG ATT 2 (2x, last at Tennessee 2/9/16) 2 (2x, last at Tennessee 2/9/16)
 FT 1 (at #10 Xavier 12/19/15) 2 (vs. Mississippi State 3/11/15)
 FT ATT 2 (at #10 Xavier 12/19/15) 2 (3x, last at #10 Xavier 12/19/15)
 ASSISTS 1 (vs. New Mexico 12/22/15) 2 (vs. LSU 3/13/15)
 STEALS 2 (at Georgia 2/6/16) 2 (at Georgia 2/6/16)
 BLKS 1 (3x, vs. Mississippi State 3/11/15)
 MINS 15 (vs. New Mexico 12/22/15) 19 (at Texas Tech 12/3/14)

#44 NEW WILLIAMS

PTS 4 (at Vanderbilt 1/12/16) 4 (at Vanderbilt 1/12/16)
 REBS 5 (at Tennessee 2/9/16) 5 (at Tennessee 2/9/16)
 FG 1 (6x, last at Tennessee 2/9/16) 1 (6x, last at Tennessee 2/9/16)
 FG ATT 4 (3x, last at Tennessee 2/9/16) 4 (3x, last at Tennessee 2/9/16)
 3PT FG 1 (4x, last at Tennessee 2/9/16) 1 (4x, last at Tennessee 2/9/16)
 3PT FG ATT 3 (2x, last at Tennessee 2/9/16) 3 (2x, last at Tennessee 2/9/16)
 FT 1 (2x, last at Vanderbilt 1/12/16) 1 (2x, at Vanderbilt 1/12/16)
 FT ATT 2 (4x, last vs. Oklahoma St. 1/30/16) 2 (4x, last vs. Oklahoma St. 1/30/16)
 ASSISTS 1 (4x, last at Georgia 2/6/16) 1 (4x, last at Georgia 2/6/16)
 STEALS 1 (2x, last at Tennessee 2/9/16) 1 (2x, last at Tennessee 2/9/16)
 BLKS
 MINS 22 (at Georgia 2/6/16) 22 (at Georgia 2/6/16)

2015-16 GAME-BY-GAME TEAM STATISTICS (cont.)

	PTS	FG-A	Pct.	3FG-A	Pct.	FT-A	Pct.	o-D-TOT	PF	A	TO	BK	STL
Texas A&M													
at Auburn													
Auburn													
at Mississippi State													
Auburn vs.													
TBA (5)													

- (1) ESPN College Hoops Tip-Off Marathon (Auburn, AL)
- (2) Nashville, TN (Bridgestone Arena)
- (3) Diamond Head Classic (Honolulu, HI)
- (4) Big 12/SEC Challenge (Auburn, AL)
- (5) SEC Tournament (Nashville, TN • Bridgestone Arena)

2015-16 TEAM HIGHS & LOWS

AUBURN		
	HIGH	LOW
POINTS SCORED	119 vs. Northwestern State	45 Tennessee
POINTS, FIRST HALF	47 vs. Northwestern State	22 at Vanderbilt/at Georgia
POINTS, SECOND HALF	72 vs. Northwestern State	22 vs. Harvard/at Tennessee
POINT DIFFERENTIAL	+38 vs. Northwestern State	-32 at Florida
FIELD GOALS MADE	43 vs. Northwestern State	14, at Tennessee
FIELD GOALS ATTEMPTED	75 vs. MTSU	51, 2x, last at Missouri
FIELD GOAL PERCENTAGE	.581 (43-74) vs. Northwestern State	.237 (14-59) at Tennessee
3-POINTERS MADE	17 vs. Northwestern State	4 at Vanderbilt
3-POINTERS ATTEMPTED	34 vs. LSU	19 vs. UAB
3-POINT PERCENTAGE	.531 (17-32) vs. Northwestern State	.182 (4-22) at Vanderbilt
FREE THROWS MADE	28 vs. Alabama	7 vs. Harvard
FREE THROW ATTEMPTS	40 vs. Alabama	13, 2x, last vs. #20 South Carolina
FREE THROW PCT.	.774 (24-31) vs. UAB	.412 (7-17) vs. Harvard
REBOUNDS	47 vs. MTSU	26 at #10 Xavier
OFFENSIVE REBOUNDS	18 vs. MTSU	7, 3x, last vs. #13 Kentucky
DEFENSIVE REBOUNDS	37 vs. Georgia Southern	17 vs. Colorado/at Florida
REBOUND MARGIN	+21 vs. Northwestern State	-16 at #10 Xavier
ASSISTS	23 vs. Northwestern State	5 vs. Oklahoma State/at Tennessee
TURNOVERS	21, vs. #20 South Carolina	7 vs. Mercer/Oklahoma State
BLOCKED SHOTS	9 vs. Georgia Southern	0, at Florida
STEALS	11, 2x, vs. New Mexico	1, 3x, last Ole Miss
FOULS	28 at Hawaii	13 vs. #13 Kentucky

OPPONENTS		
	HIGH	LOW
POINTS SCORED	95 at Florida	62 vs. Georgia Southern
POINTS, FIRST HALF	53 at Florida	29 at Hawaii
POINTS, SECOND HALF	50 at Hawaii	26 vs. Georgia Southern
POINT DIFFERENTIAL	+32 at Florida	-38 vs. Northwestern State
FIELD GOALS MADE	34 vs. LSU	19 vs. Georgia Southern
FIELD GOALS ATTEMPTED	79 vs. Tennessee	50 vs. #20 South Carolina
FIELD GOAL PERCENTAGE	.574 (31-54) vs. Colorado	.311 (19-61) vs. Georgia Southern
3-POINTERS MADE	10, 3x, last at Ole Miss	2 at Georgia
3-POINTERS ATTEMPTED	32, at Ole Miss	9 at Georgia
3-POINT PERCENTAGE	.538 (7-13) at Vanderbilt	.107 (3-28) vs. Tennessee
FREE THROWS MADE	25, 2x, last at Missouri	8 vs. UAB
FREE THROW ATTEMPTS	37 at Georgia	11 vs. UAB
FREE THROW PCT.	.875 (21-24) vs. Northwestern State	.529 (9-17) vs. LSU
REBOUNDS	48, 4x, last at Tennessee	24 vs. Northwestern State
OFFENSIVE REBOUNDS	23 vs. Tennessee	5 vs. New Mexico
DEFENSIVE REBOUNDS	36 at Vanderbilt/at Georgia	17 vs. Northwestern State
REBOUND MARGIN	+16 at #10 Xavier	-21 vs. Northwestern State
ASSISTS	20 at #10 Xavier/at Florida	8 vs. New Mexico/Ga. Southern
TURNOVERS	22 vs. New Mexico	8 at Missouri/at Ole Miss/at Georgia
BLOCKED SHOTS	10 at Vanderbilt	0 vs. #20 South Carolina
STEALS	10 3x, last at #10 Xavier	2 4x, last vs. Oklahoma State
FOULS	29 vs. Alabama	13 vs. #20 South Carolina

2015-16 STARTING LINEUPS

Date	Opponent	W-L	Forward	Forward	Guard	Guard	Guard/Forward
11-13	UAB	W	Bowers	Harris	Canty	Dunans	Lang
11-17	(1) Colorado	L	Bowers	Harris	Canty	Dunans	Lang
11-20	Georgia Southern	W	Bowers	Harris	Canty	Dunans	Lang
11-27	Northwestern State	W	Bowers	Harris	Canty	Dunans	Lang
12-2	at Coastal Carolina	W	Bowers	Harris	Canty	Dunans	Lang
12-12	(2) at Middle Tennessee	L (ot)	Bowers	Harris	Canty	Dunans	Lang
12-15	Mercer	W	Bowers	Harris	Canty	Dunans	Lang
12-19	at Xavier (#10/10)	L	Bowers	Harris	Canty	Dunans	Brown
12-22	(3) New Mexico	W	Spencer	Harris	Canty	Dunans	Lang
12-23	(3) Harvard	L	Spencer	Harris	Canty	Dunans	Lang
12-25	(3) at Hawaii	L	Spencer	Harris	Canty	Brown	Lang
1-2	Tennessee	W	Spencer	Harris	Canty	Brown	Lang
1-5	South Carolina (#22/20)	L	Spencer	Harris	Canty	Brown	Granger (f)
1-9	at Missouri	L	Spencer	Harris	Canty	Brown	Granger (f)
1-12	at Vanderbilt	L	Spencer	Harris	Canty	Brown	Granger (f)
1-16	Kentucky (#14/13)	W	Bowers	Harris	Canty	Lang	Granger (f)
1-19	Alabama	W	Bowers	Harris	Canty	Lang	Granger (f)
1-23	at Florida	L	Bowers	Harris	Canty	Brown	Lang
1-27	at Ole Miss	L	Bowers	Harris	Canty	Brown	Lang
1-30	(4) Oklahoma State	L	Spencer	Harris	Canty	Lang	Granger (f)
2-2	LSU	L	Spencer	Harris	Canty	Lang	Granger (f)
2-6	at Georgia	L	Spencer	Harris	Brown	Lang	Bowers
2-9	at Tennessee	L	Spencer	Harris	Brown	Lang	Bowers
2-13	Vanderbilt						
2-17	at Arkansas						
2-20	Ole Miss						
2-24	Georgia						
2-27	at Alabama						
3-1	Texas A&M						
3-5	at Mississippi State						
3/9-13	(5) SEC Tournament						

(1) ESPN College Hoops Tip-Off Marathon (Auburn, AL); (2) Nashville, TN (Bridgestone Arena); (3) Diamond Head Classic (Honolulu, HI); (4) Big 12/SEC Challenge (Auburn, AL); (5) SEC Tournament (Nashville, TN • Bridgestone Arena)

STARTING LINEUPS

(Bowers, Canty, Granger, Harris, Lang)	2-0 (.000)
(Bowers, Canty, Dunans, Harris, Lang)	5-2 (.714)
(Brown, Canty, Harris, Lang, Spencer)	1-1 (.500)
(Canty, Dunans, Harris, Lang, Spencer)	1-1 (.500)
(Bowers, Brown, Canty, Dunans, Harris)	0-1 (.000)
(Bowers, Brown, Harris, Lang, Spencer)	0-2 (.000)
(Bowers, Brown, Canty, Harris, Lang)	0-2 (.000)
(Brown, Canty, Granger, Harris, Spencer)	0-2 (.000)
(Canty, Granger, Harris, Lang, Spencer)	0-3 (.000)

AUBURN'S RECORD WHEN ... STARTS

T.J. Dunans	6-4 (.600)
Cinmeon Bowers	7-7 (.500)
TJ Lang	9-11 (.450)
Kareem Canty	9-12 (.429)
Tyler Harris	9-14 (.391)
Jordon Granger	2-5 (.286)
Horace Spencer	2-9 (.182)
Bryce Brown	1-8 (.111)

MARGIN OF VICTORY/DEFEAT

	1	2	3	4	5	6	7	8	9	10-15	16-19	20-24	25-29	30-49	50
Wins	1	0	1	0	2	2	1	0	0	0	0	0	0	2	0
Losses	0	0	0	0	0	0	2	0	0	6	3	1	1	1	0

Auburn-Vanderbilt Game Notes

AN AUBURN INDIVIDUAL...

Scored at least 30 points: Chris Denson (30) vs. Mississippi State (2-15-14)

Scored at least 35 points: Toney Douglas (38) vs. Nicholls State (11-24-04)

Scored at least 40 points: Wesley Person (44) vs. UAB (12-16-93)

Two players with at least 20 points: Kareem Canty (25 pts) & Cinmeon Bowers (20 pts) vs. Alabama (1-19-16)

Three players with at least 20 points: KT Harrell (24), Tahj Shamsid-Deen (21) & Cinmeon Bowers (20) vs. Louisiana (11-21-14)

Scored 20 points in a half: Kareem Canty (21 points) vs. #13 Kentucky (1-16-16)

Scored 20 points in 1st half: Chris Denson (20 points) vs. Northwestern State (11-15-13)

Scored 20 points in 2nd half: Kareem Canty (21 points) vs. #13 Kentucky (1-16-16)

Scored 25 points in a half: Chris Denson (26 points) vs. Alabama (1-30-14)

Two players with 25 points: Chris Denson (30 points) & KT Harrell (26 points) vs. Mississippi State (2-14-14)

Two players with 25 points (SEC): Chris Denson (30 points) & KT Harrell (26 points) vs. Mississippi State (2-14-14)

A player w/back-to-back 25-point SEC games: Kareem Canty, 26 pts vs. #13 Kentucky (1-16-16) and 25 pts vs. Alabama (1-19-16)

A player w/3 straight 25-point SEC games: Chris Denson, 25 pts at South Carolina (2-5-14); 29 pts at LSU (2-8-14); 26 pts vs. Kentucky (2-12-14); 30 pts vs. Mississippi State (2-15-14)

A player w/4 straight 25-point SEC games: Chris Denson, 25 pts at South Carolina (2-5-14); 29 pts at LSU (2-8-14); 26 pts vs. Kentucky (2-12-14); 30 pts vs. Mississippi State (2-15-14)

A player w/5 straight 25-point SEC games: Keenan Carpenter, 44 pts vs. LSU (1-8-89); 28 pts vs. Mississippi State (2-11-89); 33 pts at Florida (2-15-89); 32 pts at Ole Miss (2-18-89); 29 pts vs. Kentucky (2-20-89)

A player w/5 straight 20-point SEC games: Tay Waller, 29 pts v. Arkansas (2-20-10); 29 pts at Ole Miss (2-24-10); 26 pts v. LSU (2-27-10); 22 pts vs. Miss. State (3-3-10); 22 pts at Alabama (3-6-10)

Zero players scored in double figures: at Vanderbilt (1-7-12)

Only one player scored in double figures: Bryce Brown (18 points) at Tennessee (2-9-16)

1 player score half team's points: Frankie Sullivan (22 points) vs. Long Beach State in 64-43 loss in Honolulu, Hawaii (12-23-11)

Five players scored in double figures: Tyler Harris (21 pts), T.J. Lang (14 pts), Cinmeon Bowers (12 pts), Bryce Brown (12 pts), Kareem Canty (11 pts) and T.J. Dunans (10 pts) at Coastal Carolina (12-2-15)

Five players scored in double figures (SEC): Antoine Mason (23 pts), KT Harrell (16), Tahj Shamsid-Deen (13 pts), Malcolm Canada (12 pts), Cinmeon Bowers (11 pts) vs. Ole Miss (2-7-15)

All five starters scored in double figures: Tyler Harris (21 pts), T.J. Lang (14 pts), Cinmeon Bowers (12 pts), Kareem Canty (11 pts) and T.J. Dunans (10 pts) at Coastal Carolina (12-2-15)

Six players scored in double figures: Tyler Harris (21 pts), T.J. Lang (14 pts), Cinmeon Bowers (12 pts), Bryce Brown (12 pts), Kareem Canty (11 pts) and T.J. Dunans (10 pts) at Coastal Carolina (12-2-15)

Six players scored in double figures (SEC): Brandon Robinson (24), Lewis Monroe (16), Ian Young (13), Quinell Brown (12), Ronny LeMelle (12), Dwayne Curtis (10) at Mississippi State (3-2-04)

Had at least 15 rebounds: Cinmeon Bowers at Tennessee (15 rebounds) (2-9-16)

Had at least 15 rebounds (SEC): Cinmeon Bowers at Tennessee (15 rebounds) (2-9-16)

Had at least 20 rebounds: Kelvin Ardister v. Tenn. (20 reb) (1-4-89)

Had at least 25 rebounds: Rex Frederick at Ole Miss (25 rebounds) (1-6-58)

At least 20 pts & 20 reb: Kelvin Ardister v. Tenn. (22 pts, 20 reb) (1-4-89)

Two players with at least 10 rebounds: Tyler Harris (11 reb) and Horace Spencer (11 reb) vs. Oklahoma State (1-30-16)

At least three players with 10 rebounds: at Virginia, Korvotney Barber (13 rebounds), Quantez Robertson (10 rebounds), Lucas Hargrove (10 rebounds), (12-20-08)

Double-Double: Cinmeon Bowers (12 pts, 13 reb) at Georgia (2-6-16)

2 straight Double-Doubles: Cinmeon Bowers 19 pts, 19 reb vs. MTSU (12-12-15); 13 pts, 12 reb vs. Mercer (12-15-15); 12 pts, 11 reb at #10 Xavier (12-19-15); 12 pts, 12 reb vs. New Mexico (12-22-15)

3 straight Double-Doubles: Cinmeon Bowers 19 pts, 19 reb vs. MTSU (12-12-15); 13 pts, 12 reb vs. Mercer (12-15-15); 12 pts, 11 reb at #10 Xavier (12-19-15); 12 pts, 12 reb vs. New Mexico (12-22-15)

4 Straight Double-Doubles: Cinmeon Bowers 19 pts, 19 reb vs. MTSU (12-12-15); 13 pts, 12 reb vs. Mercer (12-15-15); 12 pts, 11 reb at #10 Xavier (12-19-15); 12 pts, 12 reb vs. New Mexico (12-22-15)

5 Straight Double-Doubles: Jeff Moore 26 pts, 11 rebs vs. Ole Miss (3-2-88), 20 pts, 11 rebs at LSU (3-5-88), 22 pts, 11 rebs vs. Georgia (SEC) (3-11-88), 13 pts, 13 rebs. vs. Bradley (NCAA) (3-17-88), 22 pts, 11 rebs vs. Oklahoma (NCAA) (3-19-88)

Two players had a double-double: Tyler Harris (20 pts, 11 reb) and Cinmeon Bowers (13 pts, 12 reb) vs. Mercer (12-15-15)

Double-Double with points and assists: Kareem Canty (17 points, 10 assists) vs. Northwestern State (11-27-15)

Triple-Double: Kenny Gabriel (24 pts, 13 reb, 10 blk) vs. Bethune-Cookman (1-2-12)

10 assists: Kareem Canty (10 ast) vs. Northwestern State (11-27-15)

2 players with at least 5 Blocked Shots: Rob Chubb & Willy Kouassi v. Nicholls State (5 each) (11-25-11)...also Kenny Gabriel (4 blocks)

At least 10 Blocks: Kenny Gabriel v. Bethune-Cookman (10 blks) (1-2-12)

At least 5 Steals: Antoine Mason (5 steals) at LSU (2-6-15)

At least 5 Steals (SEC): Antoine Mason (5 steals) at LSU (2-6-15)

Made 11 straight 3s: Jordan Price (4-4 Gramb/4-4 Furman/3-3 Tennessee Tech (12-11,15,18-2012). Ties SEC record by Vandy's Kevin Anglin 1992

Made 27 straight free throws: Frankie Sullivan (27-of-27) to open 2009-10 season to set Auburn consecutive made record; 21 in 2012-13

Led team in points, rebounds, assists, blocks, steals: Cinmeon Bowers at Georgia (12 points, 13 rebounds, 1 assists, 2 steals, 2 blocks), (2-6-16)

Hit buzzer beater shot to win a game: Reggie Sharp vs. Alabama, 3-pt FG, (72-69 in OT), (2-21-01)

Played more than 40 minutes: KT Harrell vs. Xavier, 44 minutes (12-20-14)

AN AUBURN TEAM...

Defeated a ranked team: vs. #14/13 Kentucky (1-16-16)

Defeated a ranked team at home: vs. #14/13 Kentucky (1-16-16)

Defeated a ranked team on the road: at #25 Alabama (2-24-07)

Defeated a top-10 team: vs. #8 Wake Forest (3-23-03 / NCAA Tournament)

Defeated a top-10 team at home: vs. #9 Alabama (1-18-03)

Defeated a top-10 team on the road: at #8 Arkansas (1-23-93)

Won in Overtime: vs. LSU (SECT), 73-70 (ot) (3-13-15)

Lost in Overtime: at Mississippi State, 74-71 (ot) (3-9-13)

Won in Double Overtime: vs. Xavier, 89-88 (2ot) (12-20-14)

Lost in Double Overtime: at Arkansas, 88-80 (2ot) (1-16-13)

Played back-to-back Overtime Games: v. Ole Miss, W 69-68 (2ot) (1-14-12) and at LSU, L 65-58 (ot) (1-17-12)

Lost back-to-back Road Overtime Games: at Arkansas, 82-79 (2-6-10) and at Mississippi State, 85-75 (2-13-10)

Lost back-to-back Games in Final 5 Seconds: at Alabama (0.3 sec), 51-49 (2-23-11) and vs. Arkansas (5.0 sec.), 57-55 (2-26-11)

3 straight games decided on final possession: at Alabama (0.3 sec), L, 51-49 (2-23-11), v. Arkansas (5.0 sec.), L, 57-55 (2-26-11), v. Ole Miss (OM chance to tie on last possession) W, 76-73 (3-2-11)

Played at least three overtimes: vs. Georgia, (3-1-79), (4ot) in SEC Tournament in Birmingham, Ala.

Missed 23 straight FGs: at Arkansas (1-25-11), last fga 1st half, 0-22 start 2nd

Shot 70% for a half: 74.1% (20-27) vs. Arkansas-Pine Bluff (12/30/13)

Shot 70% for a half (SEC): 72.7% (16-22) at Ole Miss (2-22-03)

Shot 60% for a game: 65.4% (34-52) vs. Arkansas-Pine Bluff (12/30/13)

Shot 60% for a game (SEC): 60.9% (28-46) vs. Arkansas (2-20-10)

Shot less than 30% for game: at Tennessee (14-59, 23.7%) (2-9-16)

Shot 100% from the free throw line: v. Long Beach St. (6-6) (12-23-11)

Shot less than 15% from free throw line: v. Florida (1-8, 12.5%) (1-20-11)

Shot 60% from 3-point line: v. Ark.-Pine Bluff (9-15, 60.0%) (11-28-11)

Shot less than 30% in half: 25.8% (8-31) (1st) and 21.4% (6-28) (2nd) at Tennessee (2-9-16)

Shot less than 30% in both halves of a game: 25.8% (8-31) (1st) and 21.4% (6-28) (2nd) at Tennessee (2-9-16)

Shot less than 20% in half: 18.2% (6-33) at Colorado (2nd) (11-17-14)

Shot less than 10% in a half: 8.3% (2-24) vs. LSU (1st half), (1-8-11)

Shot 55% or better and lost: at Tennessee (56.1%, 32-57) (2-15-06)

Attempted 50 free throws: 52 att. Vanderbilt, (2-6-54)

Attempted 43 free throws: 43 att. vs. North Florida, (12-17-11)

Attempted 40 free throws: 40 att. vs. Alabama, (1-19-16)

Att. at least 30 free throws in half: Milwaukee (24-of-32, 2nd) (11-14-14)

Made 30 free throws: 31 vs. Arkansas, 40 att. (2-10-15)

Made 30 free throws (SEC): 31 vs. Arkansas, 40 att. (2-10-15)

Made 30 free throws (SECT): v. Fla. (32) 44 fta. (3-10-00), SEC Tour. in Atlanta

Made at least 10 3-point field goals: vs. LSU (10-of-34) (2-2-16)

Failed to make 3-pt field goal: vs. Kentucky (0-15) (1-19-13); at Ole Miss (0-14) (3-1-97) & vs. Florida (0-6) (1-31-87, AU won)

Had at least 50 rebounds: vs. Florida A&M (56 rebounds) (1-4-14)

Had less than 20 rebounds: vs. Presbyterian (19 reb.) (12-18-10)

Had 25 assists: vs. Tennessee State (26 assists) (12-19-06)

Had at least 15 steals: vs. Georgia Southern (16 steals) (12-29-10)

Had at least 10 blocks: vs. Florida A&M (10 Blocks) (1-4-14)

Had at least 17 blocks: vs. Nicholls State (17 Blocks) (11-25-11)

Had at least 27 lead changes: at Arkansas (27 l.c.,13 ties) (1-16-13)
Scored 50 points in a half: vs. Northwestern State (72 points, 2nd) (11-27-15)
Scored 50 points in a half (SEC): vs. Mississippi State (52 points, 2nd) (2-15-14)
Scored 60 points in a half: vs. Northwestern State (72 points, 2nd) (11-27-15)
Scored 60 points in a half (SEC): at Tennessee (64 points) (2-15-06)
Scored 70 points in a half: vs. Northwestern State (72 points, 2nd) (11-27-15)
Scored 100 points (SEC): vs. Alabama (102 points) (2-13-99)
Scored 100 points (Non-Conf): vs. Northwestern State (119 points) (11-27-15)
Scored under 20 points in 1st half: at Vanderbilt (19 points) (1-6-15)
Scored under 20 points in 2nd half: vs. Tulsa (14 pts) (11-24-14)
Scored under 10 points in a half: vs. LSU (6 points, 1st half)(1-8-11)
Scored 35 or under points in a game: vs. Tulsa (35 pts) (11-24-14)
Scored under 50 points in game: at Tennessee (45 points) (2-9-16)
Scored under 50 points in game (SEC): at Tennessee (45 points) (2-9-16)
Biggest comebacks to win: 22 pts at half, AU 82, #13 Louisville 78, Puerto Rico Shootout Championship game (11-26-95); 20 pts w/2:01 left in 1st, AU 76, Ole Miss 73 (3-2-11);19 pts w/10:43 left, #14 AU 73, at LSU 70 (1-9-99); 19 pts with 11:01 left and 14 pts with 5:00 left, at AU 65, Miss. St. 62 (2-12-14)

OPPONENT INDIVIDUALS...

Scored at least 30 points: Kevin Punter (31), vs. Tennessee (1-2-16)
Scored at least 30 pts (SEC): Kevin Punter (31), vs. Tennessee (1-2-16)
Scored at least 35 points: Tasmin Mitchell (38), at LSU, (1-20-10)
Scored at least 40 points: Hersey Hawkins, Bradley, (44 points), (3-17-88), in NCAA Tournament in Atlanta, Ga.
Totaled at least 20 points and 20 rebounds: Louis Amundson, UNLV (22 points and 22 rebounds), (12-12-04)
Two players with 20 points: Kevin Punter (31 pts) and Stefan Jankovic (22 pts) vs. Tennessee (1-2-16)
Three players with 20 points: Odarte Blankson (22 points), Louis Amundson (22 points), Jerel Blassingame (20 points), UNLV, (12-12-04)
Only one player scored in double figures: Trevor Releford (15 points), Alabama (1-30-14)
Zero players scored in double figures: Florida A&M (1-4-14)
Five players scored in double figures: Dorian Finney-Smith (24 pts), Chris Chiozza (14 pts), Kasey Hill (14 pts), John Egbunu (12 pts), KeVaughn Allen (11 pts) at Florida (1-23-16)
Five players scored in double figures (SEC): Dorian Finney-Smith (24 pts), Chris Chiozza (14 pts), Kasey Hill (14 pts), John Egbunu (12 pts), KeVaughn Allen (11 pts) at Florida (1-23-16)
Six players scored in double figures: Karl-Anthony Towns (19 pts), Aaron Harrison (18 pts), Dakari Johnson (13 pts), Andrew Harrison (12 pts), Devin Booker (11 pts) and Tyler Ulis (10 pts), at Kentucky (2-21-15)
Double-Double: Yante Maten (12 pts, 12 rebs) at Georgia (2-6-16)
Double-Double with points and assists: Wade Baldwin IV (17 pts, 10 asts) at Vanderbilt (1-12-16)
Two players had a double-double: Tyler Ulis (17 pts, 10 rebs) and Derek Willis (12 pts, 12 rebs) #13 Kentucky (1-16-16)
Triple-Double: Luke Kornet (11 pts, 11 rebs, 10 blks) at Vanderbilt (1-12-16)
Had 15 rebounds: Stephon Jelks (15 reb), vs. Mercer (12-15-15)
Had 20 rebounds: Murphy Holloway, at Ole Miss, (20 reb), (2-24-10)
Had 10 assists: Wade Baldwin IV, Vanderbilt, (10 assists), (1-12-16)
Had 10 blocks: Luke Kornet, Vanderbilt (10 blk) (1-12-16)
Had 5 blocks: Luke Kornet, Vanderbilt (10 blk) (1-12-16)
Had 5 steals: Devonte Hall, Northwestern State (5 steals) (11-27-15)

OPPONENT TEAM...

Shot less than 30% in a game: Florida A&M (21.9%, 14-64) (1-4-14)
Shot less than 30% in a game (SEC): Alabama (28.6%,14-49) (2-6-13)
Shot less than 15% in a half: at Arkansas (14.8%, 4-27) (1-25-12)
Shot 60% in a game: at Kentucky, 64.7% (2/21/15)
Shot 60% in a game (SEC): at Kentucky, 64.7% (2/21/15)
Shot 69% 3fgs in a game: vs. UTEP in Honolulu, 69.2% (9-13) (12-25-11)
Shot 60% 3fgs in a game: at #22 Miss. State, 63.2% (12-19),(2-4-12)
Shot 55% or better and lost: Tennessee State 56.5% (26-46) (11-26-13)
Shot 55% or better and lost (SEC): Tennessee 59.2% (29-49) (2-7-09)
Shot 30% or less and won (SEC): Alabama 26.2% (11-42) (2-23-11)
Scored 100 points: at Kentucky (110 points), (2-21-15)
Scored 60 points in a half: at Ole Miss (63 points in 2nd half), (2-15-06)
Scored 70 points in a half: Northwestern State (72 pts in 2nd half), (11-15-13)
Scored 15 points or under in a 1st half: Grambling (15 pts) (12-11-12)
Scored 15 points or under in a 1st half (SEC): Georgia (15 pts) (2-1-12)
Scored 15 points or under in a 2nd half (SEC): Alabama (14 pts) (2-6-13)
Scored under 13 points in a 2nd half: Alabama A&M (12 points) (12-29-08)

Scored under 40 points in a game: Alabama (37 points) (2-6-13)
Scored under 50 points in a game (SEC): Florida (45 points) (1-20-11)
Had 50 rebounds: at Tennessee (53 rebounds) (1-28-12)
Had +20 rebound margin: +22 (44-22), at Kentucky (2-21-15)
Had 25 assists: at Kentucky (25 assists), (2-21-15)
Had 15 steals: at Alabama A&M (15 steals) (12-1-09)
Had 10 blocks: at Vanderbilt (10 blocks) (1-12-16)
Failed to make a 3-point field goal: Dayton (0-24) in Chicago Invitational in Hoffmann Estates, Ill. (11-28-08) • set NCAA Record
Attempted 40 free throws: vs. LSU (SECT) (44 attempts), (3-13-15)
Attempted 40 free throws (SEC): vs. LSU (SECT) (44 attempts), (3-13-15)
Attempted less than 10 free throws: LSU (3-8) (2/24/15)
Made 30 free throws: vs. Kentucky (SECT) (30-35) (3-14-15)
Attempted at least 30 free throws in a half: at LSU (26-36 - 2nd Half) (2-8-14)
Made at least 18 3-point field goals: Samford (18-of-33) (11-19-10)
Made at least 10 3-point fgs: Ole Miss (10-of-32) (1-27-16)

LARGEST LEAD/LARGEST DEFICIT

Date	Opponent	Result	Largest Lead	Largest Deficit	Tied	Lead Changes
Nov. 13	UAB	W, 75-74	14 (30-16, 6:15 1st)	2 (74-72, :36 2nd)	2	2
Nov. 17	(1) Colorado	L, 91-84	15 (44-29, 3:48 1st)	14 (87-73, 3:22 2nd)	4	7
Nov. 20	Georgia Southern	W, 92-62	32 (92-60, :39 2nd)	1 (5-4, 17:37 1st)	2	10
Nov. 27	Northwestern State	W, 119-81	41 (119-78, :59 2nd)	7 (9-2, 15:33 1st)	3	3
Dec. 2	at Coastal Carolina	W, 81-78	18 (69-51, 10:25 2nd)	4 (4-0, 17:53 1st)	1	1
Dec. 12	(2) at Middle Tennessee	L, 88-81 (ot)	9 (38-29, HALF)	7 (88-81, :10 OT)	11	11
Dec. 15	Mercer	W, 78-71	11 (47-36, 15:35 2nd)	6 (27-21, 4:47 2nd)	5	10
Dec. 19	at Xavier (#10/10)	L, 85-61	---	25 (80-55, 4:19 2nd)	0	0
Dec. 22	(3) New Mexico	W, 83-78	8 (31-23, 5:56 1st)	6 (16-10, 14:19 1st)	7	13
Dec. 23	(3) Harvard	L, 69-51	---	20 (59-39, 11:45 2nd)	2	0
Dec. 25	(3) at Hawaii	L, 79-67	9 (60-51, 9:29 2nd)	12 (79-67, :26 2nd)	4	8
Jan. 2	Tennessee	W, 83-77	12 (22-10, 8:58 1st)	2 (36-34, 1:00 1st)	2	4
Jan. 5	South Carolina (#22/20)	L, 81-69	3 (3-0, 19:09 1st)	18 (43-25, 3:24 1st)	1	1
Jan. 9	at Missouri	L, 76-61	4 (15-11, 9:50 1st)	26 (74-48, 4:36 2nd)	7	3
Jan. 12	at Vanderbilt	L, 75-57	---	23 (66-43, 7:45 2nd)	0	0
Jan. 16	Kentucky (#14/13)	W, 75-70	7 (74-67, 0:20 2nd)	12 (47-35, 15:41 2nd)	11	11
Jan. 19	Alabama	W, 83-77	8 (10-2, 16:57 1st)	10 (24-14, 8:24 1st)	6	9
Jan. 23	at Florida	L, 95-63	3 (5-2, 19:24 1st)	32 (93-61, 2:24 2nd)	2	1
Jan. 27	at Ole Miss	L, 80-63	3 (10-7, 14:06 1st)	20 (69-49, 7:03 2nd)	5	9
Jan. 30	(4) Oklahoma State	L, 74-63	---	14 (27-13, 10:06 1st)	0	0
Feb. 2	LSU	L, 80-68	2 (8-6, 15:40 1st)	21 (70-49, 7:56 2nd)	2	10
Feb. 6	at Georgia	L, 65-55	1 (1-0, 17:02 1st)	25 (59-34, 6:38 2nd)	0	1
Feb. 9	at Tennessee	L, 71-45	---	33 (71-38, 3:36 2nd)	0	0
Feb. 13	Vanderbilt					
Feb. 17	at Arkansas					
Feb. 20	Ole Miss					
Feb. 24	Georgia					
Feb. 27	at Alabama					
Mar. 1	Texas A&M					
Mar. 5	at Mississippi State					
Mar. 9-12	(5) SEC Tournament					

(1) ESPN College Hoops Tip-Off Marathon (Auburn, AL); (2) Nashville, TN (Bridgestone Arena); (3) Diamond Head Classic (Honolulu, HI); (4) Big 12/SEC Challenge (Auburn, AL); (5) SEC Tournament (Nashville, TN • Bridgestone Arena)

SPECIALTY STATS

(Auburn-Opponent)

Date	Opponent	W/L	Off Turnovers	2nd Chance	Paint	Fast Break	Bench
Nov. 13	UAB	W, 75-74	17-15	6-10	28-48	4-12	8-40
Nov. 17	(1) Colorado	L, 91-84	23-12	10-13	36-30	16-8	12-20
Nov. 20	Georgia Southern	W, 92-62	19-12	10-6	38-24	15-4	30-23
Nov. 27	Northwestern State	W, 119-81	26-22	4-4	48-22	22-10	36-23
Dec. 2	at Coastal Carolina	W, 81-78	16-10	11-9	22-28	2-6	13-14
Dec. 12	(2) at Middle Tennessee	L, 88-81 (ot)	11-15	13-10	38-36	2-13	11-18
Dec. 15	Mercer	W, 78-71	40-34	11-4	12-6	14-9	10-9
Dec. 19	at Xavier (#10/10)	L, 85-61	6-17	2-24	26-32	6-12	8-32
Dec. 22	(3) New Mexico	W, 83-78	25-7	6-2	34-24	6-0	20-2
Dec. 23	(3) Harvard	L, 69-51	21-18	8-8	26-34	2-2	32-16
Dec. 25	(3) at Hawaii	L, 79-67	11-12	3-13	20-20	0-0	6-15
Jan. 2	Tennessee	W, 83-77	16-20	5-19	30-40	5-4	16-18
Jan. 5	South Carolina (#22/20)	L, 81-69	22-28	6-9	24-32	4-12	3-24
Jan. 9	at Missouri	L, 76-61	5-13	9-15	18-30	2-10	5-40
Jan. 12	at Vanderbilt	L, 75-57	16-10	7-15	32-28	6-2	19-11
Jan. 16	Kentucky (#14/13)	W, 75-70	5-12	4-18	16-32	7-10	12-16
Jan. 19	Alabama	W, 83-77	16-11	11-13	22-30	0-4	8-25
Jan. 23	at Florida	L, 95-63	21-18	17-14	28-44	2-8	21-26
Jan. 27	at Ole Miss	L, 80-63	5-13	15-14	16-34	2-4	11-34
Jan. 30	(4) Oklahoma State	L, 74-63	2-10	10-7	22-26	4-4	6-26
Feb. 2	LSU	L, 80-68	11-21	11-8	20-46	2-18	33-21
Feb. 6	at Georgia	L, 65-55	13-10	4-10	18-34	4-14	13-12
Feb. 9	at Tennessee	L, 71-45	11-17	11-12	16-24	5-7	9-42
Feb. 13	Vanderbilt						
Feb. 17	at Arkansas						
Feb. 20	Ole Miss						
Feb. 24	Georgia						
Feb. 27	at Alabama						
Mar. 1	Texas A&M						
Mar. 5	at Mississippi State						
Mar. 9-12	(5) SEC Tournament						

(1) ESPN College Hoops Tip-Off Marathon (Auburn, AL); (2) Nashville, TN (Bridgestone Arena); (3) Diamond Head Classic (Honolulu, HI); (4) Big 12/SEC Challenge (Auburn, AL); (5) SEC Tournament (Nashville, TN • Bridgestone Arena)

• Exhibition Game 1 •

Auburn 99, Brevard College 59
 October 30, 2015
 Auburn Arena
 Auburn, Ala.

Five Tigers scored in double figures as Auburn led from start to finish defeating Div. II Brevard College 99-59 at Auburn Arena in the exhibition opener for both teams. Cinmeon Bowers, who is the SEC's leading returner in double-doubles, led all scorers with 17 points and tallied 12 rebounds. Kareem Canty added 16 points, New Williams 16 points on 4-of-6 three-pointers, Tyler Harris 14 points and eight rebounds while T.J. Dunans pitched in 10 points, eight rebounds and three assists. Auburn was 14-of-34 (.412) from 3-point range, surpassing last year's high of 11 made 3s in three games. Canty was 4-of-10 from 3-point range while Dunans was 2-of-3 and freshman walk-on Zach Allison was 2-of-4 with six points and a game-high eight assists. Auburn out-rebounded the Tornados 53-33 and forced 23 turnovers with a 23-11 advantage on points off turnovers. The Tigers had 10 turnovers. Auburn led 9-7 before a 15-0 run over 3:38 pushed the score to 24-7 with 10:53 left in the half. Three straight 3-pointers extended the Tigers lead to 40-19. Jordan Granger sank a deep three as time expired to send the Tigers to the half leading 50-20. With the bench emptied, the Tigers had its largest lead at 99-56 on a 3-pointer by walk-on Cole Stockton with 19 seconds remaining. Demarcus Threatt, who is the second cousin of former Auburn running back Demetrius Threatt (1983-85), led Brevard with 16 points.

Brevard College	FG	3FG	FT	O-D-T	F	TP	A	T	B	S	M
Miles Leathers, F	2-6	0-2	5-10	2-8-10	5	9	0	4	0	3	25
Omar El Dirraoui, F	3-7	1-4	0-0	0-4-4	2	7	0	2	0	0	29
Alex Moe, C	1-4	0-2	1-2	0-1-1	4	3	1	2	0	0	19
Demarcus Threatt, G	5-12	1-4	5-8	1-1-2	4	16	3	1	0	1	22
Stevie Williams, G	1-4	0-0	2-2	2-3	5	4	0	6	0	1	23
Evan Dunham	4-6	3-4	1-4	1-2-3	1	12	1	1	1	0	23
DJ Bostick	2-6	1-4	0-0	0-1-1	2	5	1	0	0	0	24
Fred Rambert	1-3	0-2	0-1	0-0-0	0	2	0	2	0	1	12
Harry Singh	0-0	0-0	0-0	0-1-1	0	0	0	0	0	0	2
Will Brown	0-5	0-4	1-2	0-3-3	2	1	0	0	2	0	21
Team				1-2-3							
Totals	19-53	6-26	15-29	7-26-33	25	59	6	18	3	6	200

FG%: 1st Half 7-27 .259, 2nd Half 12-26 .462, Game 19-53 .358; 3FG%: 1st Half 2-12 .167, 2nd Half 4-14 .286, Game 6-26 .231; FT%: 1st Half 4-10 .400, 2nd Half 11-19 .579, Game 15-29 .517; Deadball Rebounds: 6.

Auburn	FG	3FG	FT	O-D-T	F	TP	A	T	B	S	M
Cinmeon Bowers, F	7-10	1-1	3-3	3-9-12	0	17	2	2	0	3	23
Tyler Harris, F	4-10	0-0	6-7	2-6-8	2	14	1	1	0	2	18
Jordan Granger, F	1-7	1-6	1-2	1-1-2	1	4	4	0	1	1	17
Kareem Canty, G	5-12	4-10	2-2	0-0-0	2	16	1	0	1	1	27
T.J. Dunans, G	4-7	2-3	0-0	3-5-8	4	10	3	1	0	23	
Horace Spencer	4-4	0-0	1-5	2-3-5	4	9	0	1	0	15	
Jonathan Walker	0-1	0-1	0-0	0-1-1	0	1	0	0	0	8	
Zach Allison	2-4	2-4	0-1	1-2-3	3	6	8	2	0	1	24
Devin Waddell	0-2	0-2	2-3	2-5-7	3	2	3	2	0	0	20
Cole Blackstock	0-0	0-0	0-0	0-1-1	0	0	0	0	0	0	3
Cole Stockton	2-3	1-1	0-0	0-0-0	0	5	0	0	0	0	4
New Williams	5-10	4-6	2-2	2-1-3	4	16	2	0	0	1	18
Team				1-1-2							
Totals	34-70	14-34	17-28	17-35-52	24	99	25	10	4	9	200

FG%: 1st Half 16-38 .421, 2nd Half 18-32 .563, Game 34-70 .486; 3FG%: 1st Half 6-18 .333, 2nd Half 8-16 .500, Game 14-34 .412; FT%: 1st Half 12-18 .667, 2nd Half 5-10 .500, Game 17-28 .607; Deadball Rebounds: 4.

SCORE BY PERIODS	1	2	F
Brevard College	20	39	-- 59
Auburn	50	49	-- 99

OFFICIALS--Doug Shows, Mike Thibodeaux, Todd Austin
 TECHNICAL FOULS--None
 ATTENDANCE--6,999

• Exhibition Game 2 •

Auburn 114, Indianapolis 109 (ot)
 November 5, 2015
 Auburn Arena
 Auburn, Ala.

Kareem Canty led five Tigers in double figures with 24 points and seven assists as Auburn defeated Div. II Indianapolis to a 114-109 overtime win in the final exhibition game. Tyler Harris added 20 points in 18 minutes, Horace Spencer 17 points, 11 rebounds and three blocks and Cinmeon Bowers 17 points and eight rebounds. Canty had a chance to win it in regulation but his 3-point attempt rimmed out at the buzzer with the score tied at 100. Back-to-back layups from Jordan Granger and Spencer gave Auburn the early overtime lead that the Tigers held the remainder of the period, as they outscored Indianapolis 14-9. Canty, who was perfect 13-of-13 from the free throw line went on an 8-0 run by himself in the second half to give Auburn an 88-82 lead with 5:57 left in regulation. The Harlem, N.Y., native scored 12 of the Tigers' 13 points during the stretch. T.J. Dunans added 14 points and tallied three assists, two blocks and two steals. Bowers added three assists and three steals. Auburn shot 55.6 percent from the floor while holding Indianapolis to 47.0 percent. The Tigers outscored the Greyhounds 54-28 in the paint. Indianapolis, coached by Bruce Pearl's former two-time Div. II National Player of the Year at Southern Indiana, Stan Gouard, shot 40.0 percent from 3-point range (14-35) as Eric Davidson tied an Auburn Arena record with eight 3-pointers made on 13 attempts. Davidson finished with 31 points while Jordan Loyd led the Greyhounds with 33 points. Gouard led Pearl's Southern Indiana team to its first national championship in 1995.

Indianapolis	FG	3FG	FT	O-D-T	F	TP	A	T	B	S	M
Tyler Rambo, F	4-7	1-2	3-4	1-1-2	3	12	0	3	0	2	16
Andrej Slavik, C	0-1	0-0	0-0	0-1-1	4	0	0	1	0	0	12
Jordan Loyd, G	7-13	2-7	17-18	1-9-10	5	33	4	1	0	2	43
Lucas Barker, G	1-9	0-3	1-2	2-6-8	3	3	8	4	0	1	41
Eric Davidson, G	10-16	8-13	3-4	2-2-4	2	31	0	0	0	0	39
Alex Etherington	5-11	3-6	6-6	0-4-4	5	19	1	1	0	0	26
J.Bond-Flournoy	0-0	0-0	0-0	0-0-0	0	0	0	1	0	0	2
Joe Retic	3-5	0-1	3-4	2-1-3	4	9	0	2	0	2	11
Jesus Kempson	0-3	0-3	0-0	0-3-3	5	0	1	0	0	0	15
Jamel Crocker	1-1	0-0	0-0	0-0-0	5	2	0	2	0	1	20
Team				3-1-4							
Totals	31-66	14-35	33-38	11-28-39	36	109	14	15	0	8	225

FG%: 1st Half 15-34 .441, 2nd Half 14-26 .538, OT 2-6 .333, Game 31-66 .470; 3FG%: 1st Half 6-17 .353, 2nd Half 8-15 .533, OT 0-3 .000, Game 14-35 .400; FT%: 1st Half 11-12 .917, 2nd Half 17-18 .944, OT 5-8 .625, Game 33-38 .868; Deadball Rebounds: 4.

Auburn	FG	3FG	FT	O-D-T	F	TP	A	T	B	S	M
Cinmeon Bowers, F	7-10	1-1	3-3	1-7-8	2	17	3	0	0	3	35
Tyler Harris, F	7-9	0-1	6-10	1-5-6	5	20	0	1	0	18	
Jordan Granger, F	3-4	2-3	0-0	1-2-3	5	8	1	3	2	0	25
Kareem Canty, G	5-12	4-13	13-13	0-3-3	2	24	7	2	0	1	37
New Williams, G	1-1	1-1	0-0	0-1-1	1	3	0	0	0	0	10
Horace Spencer	5-8	0-0	7-10	6-5-11	0	17	0	4	3	1	25
Bryce Brown	2-4	2-4	0-0	0-0-0	3	6	0	1	0	0	13
T.J. Dunans	5-8	1-2	3-4	0-1-1	4	14	3	1	2	2	30
Zach Allison	0-1	0-1	2-2	0-0-0	0	2	1	0	1	0	10
TJ Lang	1-3	1-2	0-0	0-1-1	1	3	0	1	0	0	9
Devin Waddell	0-1	0-1	0-0	0-0-0	2	0	1	0	0	0	13
Team				1-1-1							
Totals	36-62	8-20	34-52	10-25-35	25	114	17	13	8	8	225

FG%: 1st Half 17-28 .607, 2nd Half 15-27 .556, OT 4-7 .571, Game 36-62 .581; 3FG%: 1st Half 5-10 .500, 2nd Half 2-8 .250, OT 1-2 .500, Game 8-20 .400; FT%: 1st Half 9-15 .600, 2nd Half 20-31 .645, OT 5-6 .833, Game 34-52 .654; Deadball Rebounds: 6.

SCORE BY PERIODS	1	2	OT	F
Indianapolis	47	53	9	-- 109
Auburn	48	52	14	-- 114

OFFICIALS--Ron Groover, John Hampton, Kevin Fehr
 TECHNICAL FOULS--None
 ATTENDANCE--5,327

• Game 1 •

Auburn 75, UAB 74
 November 13, 2015
 Auburn Arena
 Auburn, Ala.

Welcome to Auburn basketball T. J. Dunans, Tyler Harris and Kareem Canty. And Auburn can thank TJ Lang's clutch 3-pointer with 16.3 seconds left, too. The three newcomers combined for 51 points, and Lang's shot gave the Tigers the lead to send Auburn past UAB 75-74 in a rocking, and standing-room-only, Auburn Arena in the season-opener for both teams. UAB's last gasp was turned away with a Horace Spencer block with 1.8 seconds remaining. The crowd roared. Dunans and Harris are fresh arrivals. Canty was with the team but sat out last year after transferring. They all fit in Friday night. The new-look Tigers handled the Blazers, who returned all five starters from a team that made it to the third round of the NCAA Tournament last season. Canty scored 13 of his 20 points in the second half. Dunans added 17 points and Harris scored 14. Lang had played himself into foul trouble, but he was on the court for the biggest shot of the game. Spencer said it was the first time he's ever blocked a shot to win a game. Spencer was on the court on UAB's turnaround trip down the court. But just barely. Pearl said he considered taking him out. He stayed in for his fifth block of the game. Auburn was hot in the beginning, but UAB closed the first half on a hot streak and closed to 65-64 with 5:42 left. UAB took its first and only lead with 36 seconds remaining, setting the stage for Lang's big shot. The Tigers were playing shorthanded from the opening whistle. Guard Tahj Shamsid-Deen missed the game with a shoulder injury. Guard Bryce Brown didn't play while serving a one-game suspension for playing in a summer league game. Auburn started fast, streaking to a 30-16 lead with 6:15 left and enjoyed a 10-point lead with three minutes left in the first half. But the Blazers finished with a flourish, outscoring the Tigers 11-2 to hit intermission down 40-37. UAB tied it at 42-all early in the second half.

UAB	FG	3FG	FT	O-D-T	F	TP	A	T	B	S	M
Tosin Mehinti, F	2-2	0-0	0-0	1-4-5	3	4	1	0	0	1	24
William Lee, F	1-8	0-0	0-1	0-3-3	2	2	3	2	3	2	25
Hakeem Baxter, G	5-11	0-0	0-0	1-2-3	1	10	0	3	0	1	27
Nick Norton, G	4-8	2-6	0-0	0-3-3	1	10	1	2	0	2	28
Robert Brown, G	3-10	1-3	1-2	0-4-4	2	8	11	3	1	2	32
Denzell Watts	0-0	0-0	2-2	0-1-1	2	2	1	1	0	0	14
Chris Cokley	12-19	0-0	1-2	8-4-12	3	25	1	2	2	0	22
Dirk Williams	1-3	1-1	4-4	1-1-2	1	7	0	0	0	0	20
Tyler Madison	3-6	0-1	0-0	1-0-1	2	6	0	0	0	0	10
Lewis Sullivan	0-3	0-0	0-0	1-0-1	3	0	1	0	0	0	8
Team				1-3-4							
Totals	31-70	4-13	8-11	14-25-39	20	74	19	13	6	8	200

FG%: 1st Half 16-39 .410, 2nd Half 15-31 .484, Game 31-70 .443; 3FG%: 1st Half 0-5 .000, 2nd Half 4-8 .500, Game 4-13 .308; FT%: 1st Half 5-7 .714, 2nd Half 3-4 .750, Game 8-11 .727; Deadball Rebounds: 0.

Auburn	FG	3FG	FT	O-D-T	F	TP	A	T	B	S	M
Cinmeon Bowers, F	3-9	1-3	4-6	1-5-6	2	11	1	0	0	1	25
Tyler Harris, F	4-9	0-1	6-8	2-3-5	1	14	1	5	1	0	31
Kareem Canty, G	5-12	3-6	7-8	0-5-5	2	20	4	2	0	0	34
T.J. Dunans, G	6-12	1-4	4-5	0-6-6	1	17	3	2	1	3	36
TJ Lang, G	1-2	1-2	2-2	0-0-0	4	5	0	0	0	1	14
Horace Spencer	2-4	0-0	1-2	3-4-7	2	5	0	1	5	0	21
Zach Allison	0-0	0-0	0-0	1-1-2	3	0	0	3	0	0	10
Jordan Granger	1-3	1-3	0-0	1-2-3	3	3	1	1	1	2	26
Devin Waddell	0-0	0-0	0-0	0-0-0	1	0	0	0	0	0	3
Team				0-2-2							
Totals	22-51	7-19	24-31	8-28-36	19	75	10	14	8	7	200

FG%: 1st Half 13-29 .448, 2nd Half 9-22 .409, Game 22-51 .431; 3FG%: 1st Half 4-12 .333, 2nd Half 3-7 .429, Game 7-19 .368; FT%: 1st Half 10-12 .833, 2nd Half 14-19 .737, Game 24-31 .774; Deadball Rebounds: 3.

SCORE BY PERIODS	1	2	F
UAB (0-1)	37	37	-- 74
Auburn (1-0)	40	35	-- 75

OFFICIALS--Ron Groover, Olandis Poole, Sean Casey
 TECHNICAL FOULS--None
 ATTENDANCE--9,121 (c)

Auburn-Vanderbilt Game Notes

• Game 2 •

Colorado 91, Auburn 84

November 17, 2015

ESPN College Hoops Tip-Off Marathon

Auburn Arena • Auburn, Ala.

Kareem Canty couldn't miss early and Tyler Harris recorded the first double-double of his career, but not even their play could stop Colorado from erasing a 15-point deficit to beat Auburn 91-84 Tuesday afternoon in Auburn Arena in ESPN's College Hoops Tip-off Marathon. Canty hit his first seven shots, including five 3-pointers, and Harris was on his way with a solid effort as Auburn ran away from the Buffaloes early. But Colorado shot its way back into the game late in the first half and pulled away down the stretch. Harris had 23 points and 12 rebounds. Canty scored 19 in the first half and finished with 24. Auburn, coming off a win over UAB, welcomed two additional players to the lineup in Tahj Shamsid-Deen, who missed the opener with a hurt shoulder; and Bryce Brown, who had to sit out because he played in an extra summer league game. Everybody fit in early, and especially everything looked good when Auburn led 44-29. That's when Colorado came racing back. Auburn outscored Colorado by 12 in one run. Colorado returned the favor with a 10-0 run. A Canty dunk pushed Auburn's lead to 15 with 3:48 left in the half. But Colorado would close the half by outscoring Auburn 13-2 down the stretch to cut the Tigers' halftime advantage to 46-42.

Colorado	FG	3FG	FT	O-D-T	F	TP	A	T	B	S	M
Wesley Gordon, F	3-7	0-0	2-2	3-2-5	2	8	2	1	1	1	32
Josh Scott, F	8-10	0-0	8-10	1-8-9	2	24	2	2	3	0	32
Tre'Shaun Fletcher, G	1-2	0-0	2-2	0-2-2	3	4	1	1	0	0	20
Dominique Collier, G	3-6	0-1	2-2	0-2-2	3	8	5	2	0	1	23
George King, G	9-14	4-6	5-7	2-5-7	2	27	0	4	0	0	32
Thomas Akyazili, G	0-1	0-0	0-0	0-0-0	3	0	0	1	0	0	6
Xavier Talton, G	2-2	1-1	0-0	0-1-2	2	5	2	2	0	0	16
Tory Miller, G	2-4	0-0	0-0	1-1-2	4	4	0	1	1	0	16
Josh Fortune, G	3-8	3-7	2-3	1-4-5	2	11	1	2	0	0	23
Team				1-4-5							
Totals	31-54	8-15	21-26	9-29-38	23	91	13	17	5	2	200

FG%: 1st Half 16-27 .593, 2nd Half 15-27 .556, Game 31-54 .574; 3FG%: 1st Half 5-9 .556, 2nd Half 3-6 .500, Game 8-15 .533; FT%: 1st Half 5-7 .714, 2nd Half 16-19 .842, Game 21-26 .808; Deadball Rebounds: 2.

Auburn	FG	3FG	FT	O-D-T	F	TP	A	T	B	S	M
Cinmeon Bowers, F	1-5	1-1	2-3	1-0-1	2	5	0	2	0	0	15
Tyler Harris, F	9-20	1-2	4-7	5-7-12	3	23	2	2	1	1	31
Kareem Canty, G	9-17	6-12	0-0	0-2-2	1	24	7	2	0	2	33
T.J. Dunans, G	5-8	0-1	4-6	0-1-1	4	14	1	4	0	1	29
TJ Lang, G	2-3	2-3	0-0	1-2-3	3	6	0	0	1	1	28
Horace Spencer	3-6	0-0	2-4	5-3-8	3	8	1	1	0	1	25
Bryce Brown	1-3	0-2	0-1	0-0-0	1	2	0	0	0	1	7
Tahj Shamsid-Deen	1-3	0-1	0-0	0-0-0	1	2	2	0	1	1	15
Jordan Granger	0-1	0-1	0-0	0-0-0	2	0	0	0	1	0	11
Devin Waddell	0-1	0-1	0-0	0-0-0	2	0	0	0	0	1	6
Team				1-2-3							
Totals	31-67	10-24	12-22	13-17-30	22	84	13	3	8	2	200

FG%: 1st Half 16-29 .552, 2nd Half 15-38 .395, Game 31-67 .463; 3FG%: 1st Half 8-14 .571, 2nd Half 2-10 .200, Game 10-24 .417; FT%: 1st Half 6-10 .600, 2nd Half 6-12 .500, Game 12-22 .545; Deadball Rebounds: 4.

SCORE BY PERIODS	1	2	F	
Colorado (1-1)	42	49	--	91
Auburn (1-1)	46	38	--	84

OFFICIALS--Antinio Petty, Lee Cassell, JB DeRosa
TECHNICAL FOULS--Horace Spencer, AU
ATTENDANCE--8,075

• Game 3 •

Auburn 92, Georgia Southern 62

November 20, 2015

Auburn Arena

Auburn, Ala.

Kareem Canty said after the last game he wanted to get Cinmeon Bowers more involved in Auburn's basketball plans. Consider it done. Bowers recorded his first double-double of the season to help Auburn beat Georgia Southern 92-62 in front of 7,806 fans in Auburn Arena. Bowers, who had 14 double-doubles last season, finished with 15 points and 13 rebounds in Auburn's third game. Bowers had 11 points and six points in Auburn's first game. He had five points and one rebound in the second game. He was back to his old form in Game 3. Auburn led 37-36 at the half. Then, methodically, Auburn pulled away behind a fine defensive effort that held the Eagles to 23.3 percent shooting in the second half. Blocking nine shots was a big part of that. Horace Spencer and T.J. Dunans each had three of those. Pearl credited guard Tahj Shamsid-Deen for spreading the defensive word. Dunans, as Pearl says, was a "stat stuffer" with 14 points, five assists, four rebounds and two assists. Canty scored 14 points and Bryce Brown came off the bench late to score 11. Auburn led 37-36 at the half. The Tigers led 73-53 with 7:35 remaining. Auburn was in position to take control in the first half with a 7-0 run that stretched its lead to 25-17 with seven minutes left. But, after taking a 10-point lead, Georgia Southern reeled off a 7-point run of its own as Auburn led 37-36 at the half.

Ga. Southern	FG	3FG	FT	O-D-T	F	TP	A	T	B	S	M
Montae Glenn, F	0-3	0-0	0-0	3-5-8	3	0	0	0	1	1	15
Devonte Boykins, G	1-10	1-5	3-4	0-0-0	1	6	1	1	0	1	28
Mike Hughes, G	5-10	2-5	3-4	0-4-4	3	15	1	5	0	2	26
Ike Smith, G	5-10	3-8	0-0	1-6-7	3	13	1	4	0	0	29
Jake Allsmiller, G	2-9	1-6	0-0	1-3-4	4	5	3	2	0	2	29
Tookie Brown	2-7	0-3	7-8	0-2-2	3	11	1	4	0	3	13
Devince Boykins	1-3	0-1	3-7	2-3-5	2	5	1	1	1	0	26
Shawn O'Connell	1-2	0-0	1-2	0-2-2	3	3	0	0	0	0	13
Aubrey McRae	0-0	0-0	0-0	0-0-0	0	0	0	0	0	0	1
Jason Burnell	0-2	0-2	0-0	0-0-0	2	0	0	1	0	1	8
Coye Simmons	2-5	0-0	0-0	1-2-3	2	4	0	0	0	1	12
Team				2-1-3							
Totals	19-61	7-30	17-25	10-28-38	26	62	8	18	1	10	200

FG%: 1st Half 12-31 .387, 2nd Half 7-30 .233, Game 19-61 .311; 3FG%: 1st Half 6-17 .353, 2nd Half 1-13 .077, Game 7-30 .233; FT%: 1st Half 6-8 .750, 2nd Half 11-17 .647, Game 17-25 .680; Deadball Rebounds: 3.

Auburn	FG	3FG	FT	O-D-T	F	TP	A	T	B	S	M
Cinmeon Bowers, F	3-8	0-1	9-13	0-13-13	1	15	1	3	2	2	33
Tyler Harris, F	3-7	0-1	3-3	2-5-7	4	9	1	5	0	1	21
Kareem Canty, G	4-12	2-8	4-4	2-2-4	1	14	5	3	0	0	30
T.J. Dunans, G	5-7	1-2	4-4	0-1-1	2	15	5	1	3	2	30
TJ Lang, G	3-5	1-3	2-2	2-2-4	1	9	1	0	1	0	22
Horace Spencer	2-5	0-0	2-4	1-6-7	4	6	2	0	3	1	14
Bryce Brown	4-5	3-4	0-0	0-1-1	2	11	0	0	0	0	6
Tahj Shamsid-Deen	3-6	1-2	1-2	0-1-1	0	8	1	0	0	1	16
Jonathan Walker	0-1	0-1	0-0	0-0-0	0	0	0	0	0	0	2
Zach Allison	0-0	0-0	0-0	0-2-2	0	0	1	1	0	0	2
Jordan Granger	2-3	1-2	0-1	0-2-2	1	5	1	0	0	0	13
Devin Waddell	0-0	0-0	0-0	0-1-1	3	0	0	1	0	0	11
Team				0-1-1							
Totals	29-59	9-24	15-33	7-37-44	19	92	18	14	9	7	200

FG%: 1st Half 11-28 .393, 2nd Half 18-31 .581, Game 29-59 .492; 3FG%: 1st Half 5-14 .357, 2nd Half 4-10 .400, Game 9-24 .375; FT%: 1st Half 10-14 .714, 2nd Half 15-19 .789, Game 25-33 .758; Deadball Rebounds: 3.

SCORE BY PERIODS	1	2	F	
Georgia Southern (1-2)	36	26	--	62
Auburn (2-1)	37	55	--	92

OFFICIALS--Tim Gattis, Kevin Fehr, Lamar Simpson
TECHNICAL FOULS--none
ATTENDANCE--7,806

• Game 4 •

Auburn 119, Northwestern State 81

November 27, 2015

Auburn Arena

Auburn, Ala.

Six players in double figures. Seven players hit 3s. It was the fourth-highest point total in school history. Auburn was especially so in the second half as it romped past Northwestern State 119-81 in Auburn Arena. The Tigers scored 72 points in the second half to run away from what had been a 10-point halftime lead. Auburn hit 17 3-pointers, one off the school record. Tyler Harris scored 18 while Dunans hit 4-of-6 3-pointers. Kareem Canty added 17, Bryce Brown scored 15 and TJ Lang scored 12 for Auburn. That was quite the turnaround from the last time the Demons visited in 2013, when they scored 72 points in the second half in a 111-92 win. This game turned in the second half when Auburn rode one streak when it hit 8-of-11 3-point tries for a 78-60 lead. Then it was 85-61. Then it was 88-61 and the Tigers were still rolling. Auburn couldn't find its way early until it broke loose with an 8-point run to close out the first half for a 47-37 advantage.

Northwestern St.	FG	3FG	FT	O-D-T	F	TP	A	T	B	S	M
Matt Killian, F	1-2	0-0	2-3	1-2-3	1	4	0	0	0	1	22
Ishmael Lane, C	3-9	0-0	4-4	2-2-4	4	10	0	3	0	0	27
Devonte Hall, G	5-10	0-2	5-5	1-2-3	1	15	9	2	0	5	30
Malik Metoyer, G	0-1	0-1	0-0	1-1-2	0	0	1	2	1	1	11
Zeek Woodley, G	9-16	1-5	10-12	0-2-2	4	29	0	2	1	0	32
Levi Yancy	0-1	0-1	0-0	1-0-1	2	0	0	3	0	0	11
Ta'Jon Welcome	1-3	1-1	0-0	0-0-0	1	3	1	0	0	0	10
Reginald Kissoonlal	1-5	1-4	0-0	0-1-1	5	3	0	3	1	1	15
Sabri Thompson	5-11	2-6	0-0	1-4-5	2	12	1	2	1	1	28
Cody Cumbre	0-1	0-1	0-0	0-0-0	0	0	0	0	0	0	3
Bailey Walker	2-3	1-1	0-0	0-1-1	0	5	2	2	0	1	11
Team				0-2-2							
Totals	27-62	6-22	21-24	7-17-24	20	81	14	19	4	10	200

FG%: 1st Half 12-31 .387, 2nd Half 15-31 .484, Game 27-62 .435; 3FG%: 1st Half 3-12 .250, 2nd Half 3-10 .300, Game 6-22 .273; FT%: 1st Half 10-11 .909, 2nd Half 11-13 .846, Game 21-24 .875; Deadball Rebounds: 2.

Auburn	FG	3FG	FT	O-D-T	F	TP	A	T	B	S	M
Cinmeon Bowers, F	6-10	1-2	3-3	5-5-10	2	16	3	5	0	2	26
Tyler Harris, F	8-10	0-0	2-2	1-3-4	3	18	4	3	0	3	27
Kareem Canty, G	7-14	3-8	0-0	0-6-6	2	17	10	1	0	0	30
T.J. Dunans, G	8-12	4-6	0-2	2-2-4	2	20	3	4	1	1	24
TJ Lang, G	4-5	3-3	1-2	2-3-5	1	12	1	1	0	1	19
Horace Spencer	2-4	0-0	2-4	1-4-5	3	6	2	1	1	1	13
Bryce Brown	5-9	4-8	1-2	0-0-0	1	15	0	0	0	2	18
Tahj Shamsid-Deen	1-4	1-2	0-0	0-3-3	1	3	0	1	0	0	9
Jonathan Walker	0-2	0-1	0-0	0-0-0	0	0	0	0	0	0	3
Patrick Keim	1-1	1-1	0-0	0-0-0	1	3	1	0	0	0	6
Zach Allison	0-0	0-0	0-0	0-0-0	0	0	1	0	0	0	3
Jordan Granger	0-1	0-1	4-4	0-1-1	4	4	0	0	0	0	8
Cole Blackstock	0-0	0-0	2-2	0-0-0	1	2	0	0	0	0	3
Cole Stockton	0-0	0-0	0-0	0-0-0	0	0	0	0	0	0	3
New Williams	1-2	0-0	1-2	0-0-0	0	3	0	0	0	1	8
Team				5-2-7							
Totals	43-74	17-32	16-23	16-29-45	21	119					

• Game 5 •

Auburn 81, Coastal Carolina 78
December 2, 2015
HTC Center
Conway, S.C.

Tyler Harris notched his second career double-double with 21 points and a career high-tying 12 rebounds to lead Auburn to an 81-78 victory over Coastal Carolina at the sold out HTC Center. It was the Tigers' first non-conference road win in three years. Auburn led by as much as 18 points at 69-51 with 10:25 left to play before Coastal went on a 27-10 run to close to within 79-78 on Elijah Wilson's fifth second half 3-pointer with 24 seconds remaining. Kareem Canty, who finished with 11 points, hit a pair of huge free throws with 11.7 seconds to go to give the Tigers a three-point lead. Coastal's game-tying three at the buzzer missed. Lang finished with 14 points on 4-of-8 3-pointers while Bryce Brown had 12 points and Cinmeon Bowers 12 points and seven rebounds. T.J. Dunans chipped in 10 points, five assists and two steals. A pair of Harris free throws gave Auburn its largest lead at 89-71 with 10:25 left, but a Coastal Carolina 9-1 run closed it to 75-65. A 3-pointer by Elijah Wilson and a dunk by Tristian Curtis increased Coastal's run to 14-3 as Auburn led 77-70 with 2:20 to go. Another Wilson 3 cut it to 78-73 with a minute remaining. Coastal used a 21-5 run to cut the lead to 79-78 with 24 seconds left. Wilson led Coastal with 25 points on 6-of-10 3-pointers.

Auburn	FG	3FG	FT	O-D-T	F	TP	A	T	B	S	M
Cinmeon Bowers,F	4-5	2-3	2-6	0-7-7	3	12	1	2	0	1	31
Tyler Harris, F	5-9	0-0	11-14	5-7-12	5	21	3	2	0	0	32
Kareem Canty, G	3-9	0-5	5-7	0-1-1	4	11	3	3	0	0	26
T.J. Dunans, G	4-10	2-5	0-0	1-1-2	3	10	5	3	0	2	32
TJ Lang, G	5-10	4-8	0-0	1-1-2	2	14	1	0	0	0	29
Horace Spencer	0-2	0-0	1-2	4-2-6	2	1	0	1	0	0	12
Bryce Brown	3-9	3-9	3-4	0-2-2	3	12	2	1	0	1	20
Patrick Keim	0-0	0-0	0-0	0-0-0	1	0	0	1	0	0	3
Jordon Granger	0-1	0-1	0-0	0-0-0	3	0	0	0	1	1	11
Devin Waddell	0-0	0-0	0-0	0-0-0	0	0	0	0	0	0	4
Team				1-6-7							
Totals	24-55	11-31	22-33	12-27-39	26	81	15	13	1	5	200

FG%: 1st Half 15-30 .500, 2nd Half 9-25 .360, Game 24-55 .436; 3FG%: 1st Half 8-18 .444, 2nd Half 3-13 .231, Game 11-31 .355; FT%: 1st Half 6-7 .857, 2nd Half 16-26 .615, Game 22-33 .667; Deadball Rebounds: 6.

Coastal Carolina	FG	3FG	FT	O-D-T	F	TP	A	T	B	S	M
Tristian Curtis, F	5-8	0-0	1-2	3-3-6	3	11	0	0	0	2	34
Badou Diagne, F	2-8	0-4	3-4	2-1-3	5	7	2	0	1	0	24
Shivaughn Wiggins,G	4-12	0-5	9-13	2-3-5	2	17	2	3	0	2	35
Elijah Wilson, G	8-15	6-10	3-4	1-2-3	3	25	0	1	0	2	35
Colton Ray-St.Cyr,G	2-7	0-2	0-2	2-3-5	2	4	3	1	0	1	28
Christian Adams	0-1	0-0	0-0	1-0-1	2	0	0	1	0	0	3
Jaylen Shaw	2-5	1-3	0-0	0-1-1	5	5	1	4	0	0	16
Michel Enanga	2-5	1-3	4-5	1-10-11	4	9	2	3	0	1	23
Ron Trapps	0-1	0-1	0-0	0-0-0	0	0	0	0	0	0	2
Team				2-2-4							
Totals	25-62	8-28	20-30	14-25-39	26	78	10	14	1	8	200

FG%: 1st Half 12-32 .375, 2nd Half 13-30 .433, Game 25-62 .403; 3FG%: 1st Half 2-12 .167, 2nd Half 6-16 .375, Game 8-28 .286; FT%: 1st Half 11-16 .688, 2nd Half 9-14 .643, Game 20-30 .667; Deadball Rebounds: 5.

SCORE BY PERIODS	1	2	F	
Auburn (4-1)	44	37	--	81
Coastal Carolina (3-4)	37	41	--	78

OFFICIALS--Anthony Jordan, A.J. Desai, Jacyn Goble
TECHNICAL FOULS--Cinmeon Bowers, AU; Tristian Curtis, CCU
ATTENDANCE--3,286 (c)

• Game 6 •

Middle Tennessee 88, Auburn 81 (ot)
December 12, 2015
Bridgestone Arena
Nashville, Tenn.

No more ball screens. No more plays to free him up. Kareem Canty just wanted to shoot. Oh, Canty did, hitting his eighth 3-pointer, this one in dramatic fashion with 1.7 seconds left in regulation to force overtime, but it wasn't enough for Auburn in Bridgestone Arena. Middle Tennessee won 88-81 in front of a solid crowd of 7,322 Auburn and Blue Raider fans. Canty hit four 3-pointers in the final 1:54 to help Auburn to a 73-73 tie at the end of regulation. He finished with a career-high 28 points, seven assists and only one turnover in 39 minutes. Canty hit the big shots down the stretch, but Auburn also got help in the form of double-doubles from Cinmeon Bowers and Tyler Harris. Bowers finished with 19 points and a career-best 19 rebounds. Harris had his third double-double in six games with 14 points and a career-high 13 rebounds. Auburn led by nine points at the half. The second half was played on a see-saw with leads easily traded until Middle jumped ahead by four with four minutes remaining. The Blue Raiders led by five with 1:35 remaining. Canty shot Auburn back in the game. Reggie Upshaw led Middle Tennessee with 21 points and 13 rebounds. Auburn finished 11-of-24 from the foul line, including 6-of-16 after the half.

Auburn	FG	3FG	FT	O-D-T	F	TP	A	T	B	S	M
Cinmeon Bowers,F	6-19	0-2	7-10	6-13-19	4	19	2	4	0	1	33
Tyler Harris, F	5-11	0-1	4-9	3-10-13	5	14	0	1	1	0	33
Kareem Canty, G	10-20	8-13	0-0	0-1-1	0	28	7	1	0	0	39
T.J. Dunans, G	2-9	0-3	0-2	3-2-5	5	4	2	5	1	3	32
TJ Lang, G	2-5	1-3	0-0	0-2-2	4	5	0	1	0	1	37
Horace Spencer	2-4	0-0	0-3	4-0-4	4	4	1	1	0	0	16
Bryce Brown	2-5	1-3	0-0	1-1-2	1	5	0	1	0	0	18
Jordon Granger	1-1	0-0	0-0	0-0-0	1	2	0	0	0	0	6
Devin Waddell	0-0	0-0	0-0	0-0-0	0	0	0	0	0	0	2
New Williams	0-1	0-1	0-0	0-0-0	0	0	0	0	0	0	3
Team				1-0-1							
Totals	30-75	10-26	11-24	18-29-47	24	81	12	14	2	5	225

FG%: 1st Half 15-35 .429, 2nd Half 12-31 .387, OT 3-9 .333, Game 30-75 .400; 3FG%: 1st Half 3-10 .300, 2nd Half 7-14 .500, OT 0-2 .000, Game 10-26 .385; FT%: 1st Half 5-8 .625, 2nd Half 4-12 .333, OT 2-4 .500, Game 11-24 .458; Deadball Rebounds: 6.

Middle Tennessee	FG	3FG	FT	O-D-T	F	TP	A	T	B	S	M
Darnell Harris, F	4-14	0-4	5-6	5-4-9	4	13	1	1	1	0	36
Perrin Buford, F	6-9	0-1	0-0	1-5-6	4	12	1	0	0	1	32
Reggie Upshaw,F	8-17	0-2	5-8	6-7-13	1	21	4	0	1	3	41
Jaquawn Raymond,G	1-5	1-3	3-4	0-5-5	3	6	3	3	0	0	35
Giddy Potts, G	5-8	2-4	6-8	0-4-4	3	18	2	3	1	0	29
Joshua Phillips	0-0	0-0	0-0	0-1-1	1	0	0	1	0	0	2
Xavier Habersham	0-1	0-1	0-0	0-1-1	1	0	0	0	0	0	3
Edward Simpson	4-5	4-5	1-2	0-2-2	2	13	2	2	0	1	31
Aldonis Foote	0-2	0-0	0-0	1-0-1	1	0	0	0	0	0	3
Quavius Copeland	2-5	1-2	0-2	0-4-4	0	5	1	1	0	0	11
Karl Gamble	0-0	0-0	0-0	0-0-0	1	0	0	0	0	0	2
Team				0-1-1							
Totals	30-66	8-22	20-30	13-34-47	21	88	14	12	3	5	225

FG%: 1st Half 12-29 .414, 2nd Half 15-32 .469, OT 3-5 .600, Game 30-66 .455; 3FG%: 1st Half 4-11 .364, 2nd Half 4-11 .364, OT 0-0 .000, Game 8-22 .364; FT%: 1st Half 1-4 .250, 2nd Half 10-16 .625, OT 9-10 .900, Game 20-30 .667; Deadball Rebounds: 4.

SCORE BY PERIODS	1	2	OT	F	
Auburn (4-2)	38	35	8	--	81
Middle Tennessee (6-2)	29	44	15	--	88

OFFICIALS--John Hampton, Keith Kimble, Doug Simrons
TECHNICAL FOULS--None
ATTENDANCE--7,322

• Game 7 •

Auburn 78, Mercer 71
December 15, 2015
Auburn Arena
Auburn, Ala.

Coach Bruce Pearl saw Kareem Canty hit the floor, saw his pained expression and expected the worst. Not so. Canty laid there for a bit, was helped up, limped to the locker room and, 52 seconds off the game clock later, returned and quickly hit a downtown 3-pointer to help Auburn beat Mercer 78-71 in Auburn Arena. Canty led Auburn with 21 points that included his comeback 3, and then another with 29 seconds left to stretch a 1-point lead into a bit of breathing room. And so there he was again, hitting four 3-pointers after hitting eight 3-pointers the game before in Nashville. His final one came with a 69-68 lead. Canty had help. Tyler Harris recorded his third straight double-double, this time with 20 points and 11 rebounds. Cinmeon Bowers scored 13 points and had 11 rebounds. T.J. Dunans added 14 points. But it wasn't easy. Auburn guard TJ Lang hurt his ankle early in the game and did not return. Yet another guard, Tahj Shamsid-Deen, returned to the lineup wearing a brace after a 17-day layoff as he nursed a hurt shoulder. Pearl predicted Canty would be out a couple of days with his injured ankle. Auburn led at the half as it has in every game this season, this time 32-31 thanks to a Dunans dunk right before the buzzer. His 12 points led all scorers in the first half and it took fancy shooting in the final minutes to make that happen. The Tigers were hovering around 29 percent shooting until it closed out the half by hitting five of their final six shots. Auburn went on a 20-5 run from late in the first half through the early stages of the second half, but Mercer did not go away. The Tigers led 65-63 with 3:47 remaining and 69-68 with 1:20 left. Canty stretched that lead with his 3-pointer with 29 seconds left.

Mercer	FG	3FG	FT	O-D-T	F	TP	A	T	B	S	M
Desmond Ringer,F	4-8	0-0	1-1	4-3-7	4	9	0	2	0	0	23
Stephon Jelks, F	5-12	1-4	1-2	6-9-15	2	12	2	1	0	1	36
Phillip Leonard, G	1-4	0-1	2-7	0-1-1	5	4	3	2	0	1	17
Jestin Lewis, G	11-19	3-7	3-4	1-4-5	1	28	2	2	0	0	31
Demetre Rivers, G	3-5	1-2	2-2	1-1-2	1	9	1	1	1	0	22
Jordan Strawberry	1-7	1-4	0-0	1-3-4	0	3	5	0	0	1	26
Cory Kilby	0-0	0-0	0-0	0-1-1	1	0	0	0	0	0	4
Ethan Stair	0-1	0-0	0-0	1-1-2	2	0	2	0	0	0	10
Lawrence Brown	2-4	0-0	0-0	0-2-2	2	4	0	0	1	0	14
James Bento	0-0	0-0	0-0	0-0-0	0	0	0	0	0	0	0+
Jibri Bryan	1-2	0-1	0-0	0-3-3	0	2	2	1	0	0	14
Niklas Ney	0-0	0-0	0-0	0-0-0	1	0	0	0	0	0	2
Andrew Fishler	0-0	0-0	0-0	0-1-1	0	0	0	0	0	0	1
Team				3							
Totals	28-62	6-19	9-16	14-32-46	19	71	15	11	2	3	200

FG%: 1st Half 13-33 .394, 2nd Half 15-29 .517, Game 28-62 .452; 3FG%: 1st Half 3-14 .214, 2nd Half 3-5 .600, Game 6-19 .316; FT%: 1st Half 2-5 .400, 2nd Half 7-11 .636, Game 9-16 .563; Deadball Rebounds: 3.

Auburn	FG	3FG	FT	O-D-T	F	TP	A	T	B	S	M
Cinmeon Bowers,F	5-11	0-0	3-6	4-8-12	2	13	0	2	0	1	26
Tyler Harris, F	8-14	1-2	3-8	3-8-11	3	20	2	3	0	0	35
Kareem Canty, G	6-14	4-9	5-6	0-0-0	2	21	6	0	0	1	31
T.J. Dunans, G	6-12	2-5	0-0	1-1-2	2	14	4	2	4	1	37
TJ Lang, G	0-0	0-0	0-0	0-0-0	0	0	0	0	0	1	4
Horace Spencer	1-4	0-0	0-0	3-4-7	3	2	0	0	2	1	16
Bryce Brown	3-9	2-7	0-0	2-2-4	2	8	0	0	0	0	31
Tahj Shamsid-Deen	0-3	0-3	0-0	0-1-1	0	0	4	0	0	0	12
Jordon Granger	0-0	0-0	0-0	0-0-0	0	0	1	0	0	1	8
Team				1							
Totals	29-67	9-26	11-20	14-24-38	14	78	17	7	6	6	200

FG%: 1st Half 12-33 .364, 2nd Half 17-34 .500, Game 29-67 .433; 3FG%: 1st Half 4-13 .308, 2nd Half 5-13 .385, Game 9-26 .346; FT%: 1st Half 4-8 .500, 2nd Half 7-12 .583, Game 11-20 .550; Deadball Rebounds: 1.

SCORE BY PERIODS	1	2	F	
Mercer (8-2)	31	40	--	71
Auburn (5-2)	32	46	--	78

OFFICIALS--Olandis Poole, Kevin Fehr, Michael Roberts
TECHNICAL FOULS--None
ATTENDANCE--8,033

Auburn-Vanderbilt Game Notes

• Game 8 •
 #10 Xavier 85, Auburn 61
 December 19, 2015
 Cintas Center
 Cincinnati, Ohio

Kareem Canty scored 25 points with five 3-pointers as Auburn fell to No. 10 Xavier 85-61 at the Cintas Center. Xavier led from start to finish after scoring the game's first eight points. The Musketeers stretched their lead to 18-6 on a Jalen Reynolds baseline shot that hit the top of the backboard and went in eight minutes into the game. A quick 7-0 run put the Musketeers ahead 26-11 on a deep 3 by Edmond Sumner. Xavier had its largest lead of the opening period at 28-12 with 8:14 remaining, but Auburn kept chipping away behind Canty's 14 first half points on 3-of-5 3-pointers to trail 39-30 at intermission. The Musketeers scored six straight points to take a 56-39 lead with 14:15 remaining, and Xavier led by as much as 80-55 with 4:18 to go on a Myles Davis 3. Cinmeon Bowers notched his fifth double-double in six games with 12 points and 11 rebounds while T.J. Dunans added 10 points. Reynolds led five Xavier players in double figures with 18 points. Sumner and Trevon Bluiett each had 13 points. Tahj Shamsid-Deen re-injured his right shoulder after playing only six minutes and didn't return. Xavier outshot Auburn 50 percent to 40 percent from the field while the Tigers were 7-of-20 from 3-point range and the Musketeers 9-of-22. Xavier outrebounded Auburn 42-26.

Auburn	FG	3FG	FT	O-D-T	F	TP	A	T	B	S	M
Cinmeon Bowers,F	4-11	1-3	3-3	3-8-11	3	12	0	0	1	0	33
Tyler Harris, F	2-3	0-1	0-0	1-3-4	5	4	0	1	1	1	18
Kareem Canty, G	8-16	5-9	4-7	0-4-4	1	25	4	0	0	0	36
Bryce Brown, G	1-7	0-4	0-0	0-0-0	0	2	0	1	0	0	25
T.J. Dunans, G	4-10	1-2	1-2	0-1-1	5	10	1	4	1	0	25
Horace Spencer	1-1	0-0	1-3	1-0-1	4	3	0	0	0	0	17
Tahj Shamsid-Deen	0-1	0-0	0-0	0-1-1	0	0	1	1	0	1	6
Patrick Keim	0-0	0-0	0-0	0-0-0	0	0	0	0	0	0	2
Zach Allison	0-0	0-0	0-0	0-0-0	0	0	0	0	0	0	1
TJ Lang	0-1	0-1	2-2	0-1-1	3	2	3	1	0	1	14
Jordan Granger	1-2	0-0	0-0	0-0-0	2	0	1	1	0	1	12
Devin Waddell	0-0	0-0	1-2	0-0-0	2	1	0	0	0	0	9
New Williams	0-0	0-0	0-0	0-0-0	0	0	0	0	0	0	2
Team	3										
Totals	21-52	7-20	12-19	8-18-26	23	61	9	14	4	3	200

FG%: 1st Half 10-25 .400, 2nd Half 11-27 .407, Game 21-52 .404; 3FG%: 1st Half 3-9 .333, 2nd Half 4-11 .364, Game 7-20 .350; FT%: 1st Half 7-8 .875, 2nd Half 5-11 .455, Game 12-19 .632; Deadball Rebounds: 2.

Xavier	FG	3FG	FT	O-D-T	F	TP	A	T	B	S	M
Jalen Reynolds, F	7-9	0-0	4-6	2-4-6	4	18	0	2	0	1	21
Edmond Sumner,F	3-6	3-5	4-6	0-6-6	3	13	5	2	0	1	20
Trevon Bluiett, G	4-11	3-7	2-2	0-4-4	1	13	1	0	0	2	29
Remy Abell, G	1-1	1-1	1-2	2-1-3	2	4	2	0	0	0	22
Myles Davis, G	2-9	1-5	0-0	0-1-1	1	5	5	1	0	3	27
Larry Austin Jr.	0-2	0-0	0-0	0-0-0	1	0	1	2	0	0	15
James Farr	5-8	0-2	2-2	4-7-11	1	12	1	1	3	1	20
Makinde London	1-1	1-1	0-0	0-0-0	0	3	0	0	1	0	4
Tim Stainbrook	0-0	0-0	0-0	0-0-0	0	0	0	0	0	0	2
Kaiser Gates	1-1	0-0	1-1	0-1-1	2	3	0	0	1	1	10
Sean O'Mara	3-6	0-0	4-4	3-3-6	3	10	1	0	0	0	14
J.P. Macura	2-4	0-1	0-1	2-0-2	5	4	4	1	0	1	16
Team	2										
Totals	29-58	9-22	18-24	15-27-42	23	85	20	10	4	10	200

FG%: 1st Half 15-31 .484, 2nd Half 14-27 .519, Game 29-58 .500; 3FG%: 1st Half 4-12 .333, 2nd Half 5-10 .500, Game 9-22 .409; FT%: 1st Half 5-7 .714, 2nd Half 13-17 .765, Game 18-24 .750; Deadball Rebounds: 3.

SCORE BY PERIODS	1	2	F
Auburn (5-3)	30	31	--
Xavier (11-0)	39	46	--

OFFICIALS--Jeff Clark, Joe Lindsay, Mike Nance
 TECHNICAL FOULS--None
 ATTENDANCE--10,018

• Game 9 •

Auburn 83, New Mexico
 December 22, 2015
 Diamond Head Classic First Round
 Stan Sheriff Center • Honolulu, Hawai'i

Kareem Canty scored 27 points, T.J. Dunans had a career-high tying 20 and Cinmeon Bowers came off the bench for his sixth double-double in seven games with 12 points and 12 rebounds to lead Auburn to a thrilling 83-78 victory over New Mexico in the Hawaiian Airlines Diamond Head Classic first round at the Stan Sheriff Center. The biggest shot came on Canty's fifth 3 as the Tigers were clinging to a one-point lead with under 30 seconds to play. Canty's deep trey gave Auburn a 79-75 lead with 26 seconds left. A Dunans steal and Bowers dunk put the Tigers up 81-75 with 16 seconds remaining but New Mexico's Elijah Brown, who had a career-high 33 points on 6-of-9 3-pointers, cut the lead in half with 12 seconds left. Dunans split four free throws in the final seconds to seal the win. After falling behind 19-13 as New Mexico made 5 of its first 6 3-pointers, Auburn used an 18-4 run on three straight 3s, one by Jordan Granger sandwiched between two from Kareem Canty to give the Tigers their largest lead of the first half at 31-23 with 5:56 left. The Tigers defense held the Lobos for eight minutes without a field goal until Elijah Brown's 3 with :03 left cutting Auburn's halftime lead to 41-36. New Mexico stayed in the game in the first half by going 12-of-18 from the foul line compared to 7-of-9 for Auburn. New Mexico opened the second half with a 17-6 run in less than four minutes to regain the lead 53-47. Auburn answered with eight straight points, including five straight by Canty, to go back ahead 59-55 with 13:10 to play. The Lobos had a 10-0 run to counter for a 65-59 lead halfway through the second half. The Tigers answered back with a 12-5 run for a 72-71 lead on a Bowers dunk and Canty layin with 4:16 left. Five of New Mexico's first seven field goal were from 3, including three from Cullen Neal, one a 25-foot bank-in. Auburn forced 22 turnovers and outscored New Mexico 25-7 in points off turnovers.

Auburn	FG	3FG	FT	O-D-T	F	TP	A	T	B	S	M
Horace Spencer, F	2-3	0-0	2-3	0-5-5	4	6	0	4	3	2	23
Tyler Harris, F	2-5	0-0	0-0	1-2-3	4	4	0	2	0	1	11
Kareem Canty, G	9-21	5-14	4-4	1-0-1	2	27	7	2	0	3	33
T.J. Dunans, G	6-7	1-2	7-10	0-3-3	3	20	2	2	1	2	33
TJ Lang, G	2-6	2-5	0-0	0-1-1	2	6	1	1	0	0	24
Bryce Brown, G	1-6	1-5	0-0	1-0-1	1	3	2	2	0	1	16
Cinmeon Bowers,F	4-8	0-2	4-7	2-10-12	3	12	0	3	1	0	30
Jordan Granger	2-2	1-1	0-0	0-2-2	1	5	0	0	1	1	13
Devin Waddell	0-0	0-0	0-0	1-3-4	3	0	1	1	0	1	15
New Williams	0-1	0-1	0-0	1-0-1	0	0	0	0	0	0	2
Team	0										
Totals	28-59	10-30	17-24	7-26-33	23	83	13	17	5	11	200

FG%: 1st Half 14-33 .424, 2nd Half 14-26 .538, Game 28-59 .475; 3FG%: 1st Half 6-18 .333, 2nd Half 4-12 .333, Game 10-30 .333; FT%: 1st Half 7-9 .778, 2nd Half 10-15 .667, Game 17-24 .708; Deadball Rebounds: 3.

New Mexico	FG	3FG	FT	O-D-T	F	TP	A	T	B	S	M
Sam Logwood, F	2-6	0-2	1-1	1-3-4	4	5	3	6	0	1	34
Tim Williams, F	4-9	0-0	2-5	0-4-4	3	10	2	0	0	0	34
Objig Aget, C	2-2	0-0	3-4	2-7-9	2	7	0	2	0	34	
Cullen Neal, G	6-17	4-10	5-6	0-3-3	4	21	3	4	0	2	38
Elijah Brown, G	10-17	6-9	7-9	0-7-7	4	33	0	5	0	1	35
Xavier Adams	0-0	0-0	0-2	0-0-0	2	0	0	1	0	0	6
Joe Furstinger	0-2	0-1	0-0	1-1-2	1	0	0	1	0	1	13
Tim Jacobs	0-0	0-0	0-0	0-0-0	0	0	0	1	0	0	3
Anthony Mathis	1-1	0-0	0-0	0-1-1	1	2	0	0	0	0	3
Team	2										
Totals	25-54	10-22	18-27	5-27-32	21	78	8	22	2	5	200

FG%: 1st Half 9-30 .300, 2nd Half 16-24 .667, Game 25-54 .463; 3FG%: 1st Half 6-14 .429, 2nd Half 4-8 .500, Game 10-22 .455; FT%: 1st Half 12-18 .667, 2nd Half 6-9 .667, Game 18-27 .667; Deadball Rebounds: 8.

SCORE BY PERIODS	1	2	F
Auburn (6-3)	41	42	--
New Mexico (7-4)	36	42	--

OFFICIALS--Don Daly, Rick Batshel, Tommy Short
 TECHNICAL FOULS--Cinmeon Bowers, AU
 ATTENDANCE--7,161

• Game 10 •

Harvard 69, Auburn 51
 December 23, 2015
 Diamond Head Classic Semifinals
 Stan Sheriff Center • Honolulu, Hawai'i

Cinmeon Bowers had 17 points and nine rebounds, Tyler Harris 12 points and 12 boards and Bryce Brown added 13 points as Auburn lost to Harvard 69-51 in the Hawaiian Airlines Diamond Head Classic semifinals at the Stan Sheriff Center. The Tigers only shot 30 percent from the floor, 24 percent from 3-point range and 41 percent from the foul line. Leading scorer Kareem Canty, who came into the game averaging 20.8 points, scored three points on 1-of-15 shooting, including 1-of-8 from behind the arc. Harvard jumped out to a 17-4 lead less than six minutes in and pushed it to 28-12. Auburn scored six straight points over 47 seconds to make it 28-18 with 4:29 left in the first. Auburn closed on a 7-2 run to make it 40-29 Harvard at the half. T.J. Dunans injured his left knee going for a rebound with one second remaining in the half and did not return. Harvard scored eight straight points to take its largest lead at 59-39 with 11:43 remaining. Auburn answered with an 8-0 run to close to within 59-47 with 8:27 to go. The Tigers missed 17 of their last 18 shots from the floor as Harvard pulled away.

Auburn	FG	3FG	FT	O-D-T	F	TP	A	T	B	S	M
Horace Spencer, F	0-3	0-0	1-2	1-3-4	3	1	0	3	1	1	16
Tyler Harris, F	4-10	0-1	4-5	5-7-12	4	12	0	3	0	0	22
Kareem Canty, G	1-15	1-8	0-1	1-0-1	1	3	6	3	0	1	35
T.J. Dunans, G	0-1	0-1	0-0	0-1-1	1	0	2	4	1	0	13
TJ Lang, G	1-3	1-3	0-0	0-1-1	0	3	0	0	0	2	23
Bryce Brown, G	5-11	3-7	0-0	0-2-2	1	13	0	1	0	0	22
Cinmeon Bowers,F	7-17	1-3	2-9	3-6-9	2	17	2	0	0	2	35
Patrick Keim	0-1	0-1	0-0	0-0-0	0	0	0	0	0	0	3
Jordan Granger	1-1	0-0	0-0	2-2-4	3	2	0	0	0	0	18
Devin Waddell	0-0	0-0	0-0	2-0-2	3	0	0	1	0	0	9
New Williams	0-1	0-1	0-0	0-1-1	1	0	0	0	0	0	4
Team	2										
Totals	19-63	6-25	7-17	15-24-39	19	51	10	16	2	6	200

FG%: 1st Half 11-27 .407, 2nd Half 8-36 .222, Game 19-63 .302; 3FG%: 1st Half 4-10 .400, 2nd Half 2-15 .133, Game 6-25 .240; FT%: 1st Half 3-6 .500, 2nd Half 4-11 .364, Game 7-17 .412; Deadball Rebounds: 8.

Harvard	FG	3FG	FT	O-D-T	F	TP	A	T	B	S	M
Zena Edosomwan,F	4-10	0-0	5-10	1-5-6	3	13	3	0	1	1	29
Evan Cummins, F	5-6	0-0	3-3	2-3-5	4	13	5	1	2	0	25
Tommy McCarthy,G	1-4	0-2	0-0	1-0-1	2	2	0	6	0	0	19
Corey Johnson, G	5-13	4-9	0-0	1-4-5	0	14	0	3	0	0	37
Agunwa Okolie, G	5-8	0-0	1-1	2-4-6	4	11	2	3	1	1	32
Patrick Steeves	3-5	2-4	2-4	0-7-7	3	10	3	1	0	0	23
Chris Egi	0-0	0-0	0-2	0-0-0	0	0	0	0	0	0	4
Corbin Miller	2-6	2-6	0-0	0-3-3	1	6	2	1	0	0	29
Weisner Perez	0-1	0-0	0-0	0-1-1	0	0	0	0	0	0	2
Team	5										
Totals	25-53	8-21	11-20	8-31-39	17	69	15	16	4	2	200

FG%: 1st Half 16-28 .571, 2nd Half 9-25 .360, Game 25-53 .472; 3FG%: 1st Half 5-9 .556, 2nd Half 3-12 .250, Game 8-21 .381; FT%: 1st Half 3-6 .500, 2nd Half 8-14 .571, Game 11-20 .550; Deadball Rebounds: 5.

SCORE BY PERIODS	1	2	F
Auburn (6-4)	29	22	--
Harvard (5-6)	40	29	--

OFFICIALS--Keith Kimble, Larry Spaulding, Mike Greenstein
 TECHNICAL FOULS--None
 ATTENDANCE--6,437

• Game 11 •

Hawai'i, Auburn 61
December 25, 2015

Diamond Head Classic 3rd Place Game
Stan Sheriff Center • Honolulu, Hawai'i

Kareem Canty had 22 points and eight assists, Bryce Brown a career-high 20 points on six 3s and Tyler Harris 15 points and nine rebounds but Auburn lost at Hawai'i 79-67 in the Hawaiian Airlines Diamond Head Classic third place game at the Stan Sheriff Center. The Tigers made 9-of-10 field goals and were rolling as they came back from eight down to take its largest lead at 60-51 with 9:25 remaining on Canty's fourth three of the second half. Canty scored all but two of his points in the second half. That is where the game changed. Hawai'i went 25-of-34 from the foul line, including 19-of-25 in the second half, compared to only 9-of-13 for Auburn for the game. Both Horace Spencer and Tyler Harris fouled out and Canty picked up his fourth foul just under nine minutes to play. Jordon Granger also had four fouls. The Rainbows closed the game on a 29-7 run by making only five field goals. Dunans hurt his left knee with a second to play in the half in the previous game vs. Harvard and joined the injured Tahj Shamsid-Deen on the bench. After falling behind 16-8, Auburn scored 10 straight points to take their first lead of the game at 18-16 with 8:17 left in the first half. Brown hit four of his first six 3-pointers attempted as the Tigers pushed their lead to 26-21 with five minutes left in the half. Brown's 14 first half points led Auburn to a 30-29 halftime lead. After Auburn scored the opening basket of the second half, Hawai'i scored 11 straight to retake the lead at 40-32, including eight by Roderick Bobbitt, who had 30 points on 6-of-7 3-pointers after a career-high 32 points in the 84-81 loss to No. 3 Oklahoma in the semifinals. Stefan Jankovic added 21 points for the Rainbows. The Tigers responded with 11 consecutive points of their own with a pair of Brown 3s, his fifth and sixth, as Auburn regained the lead at 44-42 13:20 left.

Auburn	FG	3FG	FT	O-D-T	F	TP	A	T	B	S	M
Horace Spencer, F	1-4	0-0	0-0	1-4-5	5	2	1	0	1	0	10
Tyler Harris, F	6-12	1-1	2-3	3-6-9	5	15	1	1	0	0	32
Kareem Canty, G	7-17	5-14	3-4	0-2-2	4	22	8	7	0	3	37
Bryce Brown, G	7-13	6-12	0-0	0-3-3	3	20	1	2	0	0	36
TJ Lang, G	1-2	0-1	0-0	1-1-2	3	2	0	0	0	1	22
Cinmeon Bowers, F	1-6	0-0	4-6	2-5-7	2	6	1	3	1	0	34
Patrick Keim	0-0	0-0	0-0	0-0-0	1	0	0	1	0	0	3
Jordon Granger	0-1	0-1	0-0	0-2-2	4	0	0	1	0	0	24
Devin Waddell	0-0	0-0	0-0	0-0-0	1	0	0	1	0	0	2
Team	2										
Totals	23-55	12-29	9-13	8-24-32	28	67	12	16	2	4	200

FG%: 1st Half 11-28 .393, 2nd Half 12-27 .444, Game 23-55 .418; 3FG%: 1st Half 5-14 .357, 2nd Half 7-15 .467, Game 12-29 .414; FT%: 1st Half 3-4 .750, 2nd Half 6-9 .667, Game 9-13 .692; Deadball Rebounds: 3.

Hawai'i	FG	3FG	FT	O-D-T	F	TP	A	T	B	S	M
Stefan Jankovic, F	6-13	3-5	6-9	3-5-8	2	21	1	1	2	1	34
Mike Thomas, F	1-3	0-0	3-4	1-2-3	2	5	3	0	0	0	18
Roderick Bobbitt, G	8-13	6-7	8-8	0-4-4	3	30	1	4	0	0	48
Quincy Smith, G	1-1	0-0	0-2	0-2-2	2	2	3	1	0	0	18
Aaron Valdes, G	1-8	0-3	4-4	2-5-7	0	6	1	1	1	2	34
Isaac Fleming	1-5	0-4	3-6	0-1-1	4	5	1	1	0	0	27
Sai Tummala	2-4	1-3	1-1	1-2-3	4	6	0	0	0	0	11
Stefan Jovanovic	2-7	0-0	0-0	3-3-6	3	4	0	3	2	0	17
Sheriff Drammeh	0-0	0-0	0-0	0-0-0	0	0	0	0	0	0	1
Team	2										
Totals	22-54	10-22	25-34	11-25-36	20	79	10	11	5	5	200

FG%: 1st Half 10-27 .370, 2nd Half 12-27 .444, Game 22-54 .407; 3FG%: 1st Half 3-8 .375, 2nd Half 7-14 .500, Game 10-22 .455; FT%: 1st Half 6-9 .667, 2nd Half 19-25 .760, Game 25-34 .735; Deadball Rebounds: 6.

SCORE BY PERIODS	1	2	F
Auburn (6-5)	30	37	--
Hawai'i (9-2)	29	50	--

OFFICIALS--Larry Spaulding, Ken Ditty, Rick Batsell
TECHNICAL FOULS--Auburn bench
ATTENDANCE--7,251

• Game 12 •

Auburn 83, Tennessee 77
January 2, 2016

Auburn Arena
Auburn, Ala.

Bryce Brown, Kareem Canty and Tyler Harris combined for 59 points to lead Auburn to an 83-77 win over Tennessee in the SEC opener for both teams in Auburn Arena. Brown, a freshman who scored the first eight points of the second half to give Auburn the lead for good, finished with a career-high 20 points for the second straight game, going 5-of-8 from 3-point range. Canty also had 20 points on 5-of-9 3s while Tyler Harris notched his sixth career double-double, all this season, with 19 points and a career-high tying 13 rebounds. After Tennessee ended with an 11-3 run for a 36-34 halftime lead, Brown got the Tigers going in the second half with a pair of 3s and a jumper for a 42-36 Auburn lead a minute in. The Tigers pushed it to 55-46 with 11:18 remaining on a corner 3 by Jordon Granger, who played a career-high 33 minutes, totaling seven points, five rebounds, two blocks and two steals filling in for the injured TJ Lang. Lang departed with 30 seconds left in the first half, leaving Auburn without four guards in injured T.J. Dunans and Tahj Shamsid-Deen along with yet to be cleared Danjel Purifoy. A Cinmeon Bowers layup gave Auburn its largest second half lead at 68-57 with 5:27 left. It was the Tigers' fourth win in its last five SEC games going back to the 2015 SEC Tournament in which they won three games for the first time in 30 years. Auburn scored nine straight points to take its largest lead at 22-10 on a Canty 3 with 8:58 left in the first half. Auburn shot 53 percent from the floor, including 59 percent in the second half while going 12-of-26 (.462) from 3-point range. Tennessee, which out-rebounded the Tigers 48-37 and had a 19-5 edge in second chance points, went 38 percent from the field, missing 25-of-28 from 3-point range. Kevin Punter, who came in second in the SEC averaging 22.2 points, had a game-high 31 points for the Vols while Admiral Schofield added 22 points and eight rebounds. It was Auburn's first SEC opening win since 2013 as the Tigers broke an eight-game losing streak to Tennessee.

Tennessee	FG	3FG	FT	O-D-T	F	TP	A	T	B	S	M
Armani Moore, F	0-5	0-3	1-2	3-6-9	4	1	4	3	0	0	28
Admiral Schofield, F	9-19	2-6	2-3	5-3-8	3	22	1	1	1	1	25
Derek Reese, F	1-5	0-1	1-1	4-4-8	0	3	1	0	0	1	26
Kevin Punter, G	11-21	0-5	9-12	1-5-6	4	31	4	1	0	0	36
Devon Baulkman, G	1-8	0-6	0-0	4-0-4	2	2	2	1	1	0	29
Ray Kasongo	0-1	0-0	0-0	1-1-2	1	0	0	2	1	0	6
Robert Hubbs III	6-10	0-0	1-1	1-2-3	5	13	2	1	0	0	24
Detrick Mostella	2-7	1-6	0-0	0-1-1	3	5	1	1	0	1	17
Shembari Phillips	0-3	0-1	0-0	0-0-0	1	0	0	2	0	0	9
Team	7										
Totals	30-79	3-28	14-19	23-25-48	23	77	15	12	3	3	200

FG%: 1st Half 13-38 .342, 2nd Half 17-41 .415, Game 30-79 .380; 3FG%: 1st Half 1-13 .077, 2nd Half 2-15 .133, Game 3-28 .107; FT%: 1st Half 9-9 1.000, 2nd Half 5-10 .500, Game 14-19 .737; Deadball Rebounds: 2.

Auburn	FG	3FG	FT	O-D-T	F	TP	A	T	B	S	M
Horace Spencer, F	2-3	0-0	0-1	1-4-5	5	4	1	3	1	0	18
Tyler Harris, F	6-12	0-1	7-12	2-11-13	1	19	2	3	0	1	33
Kareem Canty, G	7-12	5-8	1-2	0-3-3	2	20	4	4	0	2	35
Bryce Brown, G	6-10	5-9	3-4	2-1-3	3	20	1	3	0	0	24
TJ Lang, G	1-5	1-4	1-2	1-1-2	1	4	1	0	0	0	16
Cinmeon Bowers, F	3-4	0-0	3-6	1-4-5	2	9	1	1	0	1	19
Patrick Keim	0-2	0-1	0-0	0-0-0	3	0	2	0	0	1	9
Jordon Granger	3-5	1-3	0-0	1-4-5	3	7	1	3	2	2	33
Devin Waddell	0-0	0-0	0-0	0-0-0	1	0	0	0	0	0	10
New Williams	0-0	0-0	0-0	0-0-0	2	0	0	0	0	0	3
Team	1										
Totals	28-53	12-26	15-27	8-29-37	23	83	13	17	3	7	200

FG%: 1st Half 12-26 .462, 2nd Half 16-27 .593, Game 28-53 .528; 3FG%: 1st Half 5-15 .333, 2nd Half 7-11 .636, Game 12-26 .462; FT%: 1st Half 5-10 .500, 2nd Half 10-17 .588, Game 15-27 .556; Deadball Rebounds: 4.

SCORE BY PERIODS	1	2	F
Tennessee (7-6, 0-1)	36	41	--
Auburn (7-5, 1-0)	34	49	--

OFFICIALS--Olandis Poole, Joe DeRosa, Kevin Fehr
TECHNICAL FOULS--Kevin Punter, UT; Cinmeon Bowers, AU
ATTENDANCE--8,614

• Game 13 •

#22 South Carolina 81, Auburn 69
January 5, 2016

Auburn Arena
Auburn, Ala.

Tyler Harris scored 22 points on 10-of-13 shooting as Auburn fell to No. 22 South Carolina 81-69 as the Gamecocks remained unbeaten on Tuesday in Auburn Arena. The Tigers allowed 28 points off of 21 turnovers, including 15 in the first half. Auburn was able to cut the lead to five at 59-54 with 10:58 remaining with a 9-0 run before the Gamecocks took control of the game. Kareem Canty scored 21 points, going 5-of-12 from 3-point range, and added a team-high five assists. Bryce Brown added 11 points and Jordon Granger scored eight and collected a team-high three steals. Auburn fell to 7-6 for the season, 1-1 in SEC play, as the Gamecocks improved to 14-0, 1-0 in SEC play, and is one of two unbeaten teams remaining in the NCAA. South Carolina used depth to its advantage, scoring 24 points off the bench to Auburn's three. Auburn shot 44.4 percent from the floor (24-54) while South Carolina shot 50.0 percent (25-50). The Tigers were 12-of-30 (40.0 percent) from 3-point range and the Gamecocks were 9-of-23 (39.1 percent). Sindarius Thornwell, who came in averaging 11.4 points, led the Gamecocks with 22 points, seven assists and three steals. Auburn shot 69.2 percent from the free throw line (9-13) while South Carolina shot 78.6 percent (22-28).

South Carolina	FG	3FG	FT	O-D-T	F	TP	A	T	B	S	M
L. Chatkevicius, F	5-9	0-2	2-3	4-6-10	1	12	0	4	0	0	28
Michael Carrera, F	4-9	1-4	3-5	1-6-7	3	12	0	2	0	2	23
Mindaugas Kacinas, F	2-4	0-1	3-4	0-2-2	1	7	1	2	0	1	30
Sindarius Thornwell, G	6-10	5-8	5-6	0-2-2	1	22	7	3	0	3	36
PJ Dozier, G	2-5	0-0	0-0	2-2-4	0	4	5	6	0	1	15
Marcus Stroman	1-1	0-0	8-8	1-1-2	2	10	0	1	0	1	21
Duane Notice	4-10	3-6	1-2	0-3-3	1	12	2	0	0	1	32
Chris Silva	1-2	0-0	0-0	0-3-3	4	2	0	1	0	0	15
Team	1										
Totals	25-50	9-23	22-28	9-25-34	13	81	15	19	0	9	200

FG%: 1st Half 15-32 .469, 2nd Half 10-18 .556, Game 25-50 .500; 3FG%: 1st Half 6-16 .375, 2nd Half 3-7 .429, Game 9-23 .391; FT%: 1st Half 7-9 .778, 2nd Half 15-19 .789, Game 22-28 .786; Deadball Rebounds: 3.

Auburn	FG	3FG	FT	O-D-T	F	TP	A	T	B	S	M
Horace Spencer, F	2-3	0-0	0-0	2-1-3	3	4	0	1	1	0	12
Tyler Harris, F	10-13	1-1	1-3	3-3-6	3	22	3	6	0	0	37
Jordon Granger, F	2-5	2-5	2-2	0-3-3	1	8	2	2	0	3	31
Kareem Canty, G	6-15	5-12	4-6	0-2-2	3	21	5	5	0	0	38
Bryce Brown, G	3-10	3-9	2-2	2-3-5	5	11	1	0	0	2	34
Cinmeon Bowers	1-7	1-2	0-0	1-2-3	1	3	0	6	0	1	27
Patrick Keim	0-0	0-0	0-0	0-0-0	0	0	0	1	0	0	8
TJ Lang	0-1	0-1	0-0	0-1-1	3	0	1	0	0	0	10
Devin Waddell	0-0	0-0	0-0	0-0-0	0	0	0	0	1	1	3
Team	4										
Totals	24-54	12-30	9-13	8-19-27	19	69	12	21	1	7	200

FG%: 1st Half 11-25 .440, 2nd Half 13-29 .448, Game 24-54 .444; 3FG%: 1st Half 5-13 .385, 2nd Half 7-17 .412, Game 12-30 .400; FT%: 1st Half 3-5 .600, 2nd Half 6-8 .750, Game 9-13 .692; Deadball Rebounds: 1.

SCORE BY PERIODS	1	2	F
South Carolina (14-0, 1-0)	43	38	--
Auburn (7-6, 1-1)	30	39	--

OFFICIALS--Tony Greene, Doug Sirmons, Roger Ayers
TECHNICAL FOULS--None
ATTENDANCE--7,556

Auburn-Vanderbilt Game Notes

• Game 14 •

Missouri 76, Auburn 61
January 9, 2016
Mizzou Arena
Columbia, Mo.

Tyler Harris scored a game-high 21 points and Bryce Brown added 11 points as Auburn fell at Missouri 76-61 in Mizzou Arena. Mizzou used a 17-2 run to take a 32-18 lead with 2:16 left behind three 3-pointers by D'Angelo Allen, Kevin Puryear and Tramaine Isabell. Mizzou stretched it to 39-24 at the half as Auburn shot 29.6 percent from the floor and 1-of-10 from 3-point range. Mizzou scored its first seven points of the second half from the foul line on four straight trips to take a 46-27 lead. Auburn used a 16-8 run to cut it to 52-38 with 15:47 left on a Brown 3. Mizzou pushed the margin to its largest at 74-48 with 4:34 remaining. Auburn scored the last nine points of the game. Auburn shot 37.3 percent from the floor and 7-of-23 (.304) from 3-point range while Missouri shot 39.3 percent and 7-of-19 (.368) from behind the arc. Mizzou outshot Auburn 25-of-33 to 16-of-24 from the foul line. Mizzou outrebounded Auburn 41-34 and committed only eight turnovers to Auburn's 14. Kareem Canty, who came in averaging 19.5 points and second in the NCAA with 4.0 3-point field goals per game, was held to nine points on 2-of-9 shooting, including 1-of-6 from 3-point range. Kevin Puryear led four Mizzou players in double figures with 14 points and a game-high 11 rebounds.

Auburn	FG	3FG	FT	O-D-T	F	TP	A	T	B	S	M
Horace Spencer, F	3-3	0-0	2-6	1-5-6	3	8	0	2	3	0	22
Tyler Harris, F	6-12	0-2	9-10	5-0-5	4	21	1	3	2	1	33
Jordan Granger, F	2-3	2-3	1-2	0-5-5	2	7	1	0	2	0	28
Kareem Canty, G	2-9	1-6	4-4	0-3-3	4	9	3	3	0	0	32
Bryce Brown, G	4-13	3-8	0-0	0-3-3	3	11	0	2	0	0	32
Cinmeon Bowers	2-9	1-2	0-0	1-6-7	2	5	3	2	0	0	25
Patrick Keim	0-0	0-0	0-0	0-2-2	1	0	0	1	0	0	11
TJ Lang	0-2	0-2	0-0	0-0-0	1	0	0	1	0	0	8
Devin Waddell	0-0	0-0	0-0	0-0-0	1	0	0	0	0	0	1
New Williams	0-0	0-0	0-2	0-0-0	0	0	1	0	0	0	8
Team					3	1					
Totals	19-51	7-23	16-24	9-25-34	22	61	9	14	7	1	200

FG%: 1st Half 8-27 .296, 2nd Half 11-24 .458, Game 19-51 .373; 3FG%: 1st Half 3-12 .250, 2nd Half 4-11 .364, Game 7-23 .304; FT%: 1st Half 5-6 .833, 2nd Half 11-18 .611, Game 16-24 .667; Deadball Rebounds: 3.

Missouri	FG	3FG	FT	O-D-T	F	TP	A	T	B	S	M
Kevin Puryear, F	4-9	1-1	5-6	4-7-11	4	14	1	3	0	1	28
Russell Woods, F	1-1	0-0	1-2	0-0-0	4	3	0	1	0	0	7
Terrence Phillips, G	1-5	0-1	0-0	1-3-4	2	2	4	1	0	1	20
K.J. Walton, G	3-6	0-2	4-5	1-1-2	0	10	1	0	0	3	14
Wes Clark, G	2-6	1-3	2-2	0-2-2	4	7	1	0	0	0	21
Tramaine Isabell	3-8	2-5	4-6	0-4-4	0	12	1	0	0	1	23
D'Angelo Allen	3-4	1-1	0-0	2-2-4	0	7	0	0	1	0	12
Namon Wright	1-7	1-3	7-10	2-2-4	2	10	2	0	0	0	26
Jakeenan Gant	2-3	1-1	0-0	1-2-3	3	5	0	1	2	0	12
Cullen VanLeer	0-5	0-2	2-2	1-2-3	0	2	0	0	0	0	16
Ryan Rosburg	2-2	0-0	0-0	0-2-2	4	4	0	2	0	1	21
Team					2						
Totals	22-56	7-19	25-33	13-28-41	23	76	10	8	3	7	200

FG%: 1st Half 12-29 .414, 2nd Half 10-27 .370, Game 22-56 .393; 3FG%: 1st Half 4-9 .444, 2nd Half 3-10 .300, Game 7-19 .368; FT%: 1st Half 11-17 .647, 2nd Half 14-16 .875, Game 25-33 .758; Deadball Rebounds: 4.

SCORE BY PERIODS	1	2	F
Auburn (7-7, 1-2)	24	37	-- 61
Missouri (8-7, 1-1)	39	37	-- 76

OFFICIALS--John Hampton, Alfred Smith, Terry Moore
TECHNICAL FOULS--Kareem Canty, AU; Wes Clark, MZ; Auburn bench
ATTENDANCE--6,533

• Game 15 •

Vanderbilt 75, Auburn 57
January 12, 2016
Memorial Gymnasium
Nashville, Tenn.

Cinmeon Bowers notched his seventh double-double of the season with 13 points and 10 rebounds as Auburn fell at Vanderbilt 75-57 in Memorial Gymnasium. Kareem Canty added 16 points and six assists while Tyler Harris had eight points and 10 boards. It was Bowers' 21st double-double in his one-plus seasons. The game opened with several runs. Vanderbilt made its first four shots, including three 3s, for a 13-2 lead. Auburn answered with nine straight points with the Commodores following with a 12-2 run for a 25-13 lead with 10:24 left. Vandy stretched its lead to 32-15 on Riley LaChance's third 3 of the half with six minutes to go. The Commodores made their first six 3-point attempts after going 5-of-24 at No. 22 South Carolina on Saturday. After starting 5-of-8, Auburn went 4-of-29 to close the half, trailing 39-22. Vanderbilt pushed its lead to as much as 66-43 with 7:51 left, but Auburn responded with seven straight. Luke Kornet led Vanderbilt with a triple-double of 11 points, 11 rebounds and 10 blocks. Wade Baldwin IV added 17 points, 10 rebounds and seven assists. Auburn shot 32.8 percent from the floor and 4-of-22 from 3-point range while Vanderbilt was torrid with 55.3 percent shooting from the field and 7-of-13 (.538) from behind the arc.

Auburn	FG	3FG	FT	O-D-T	F	TP	A	T	B	S	M
Horace Spencer, F	0-6	0-0	0-0	3-1-4	4	0	0	1	3	0	13
Tyler Harris, F	4-13	0-0	0-5	8-2-10	2	8	0	2	1	0	34
Jordan Granger, F	3-6	1-4	1-3	0-1-1	3	8	0	0	1	1	27
Kareem Canty, G	6-13	1-5	3-4	0-3-3	3	16	6	3	0	0	38
TJ Lang, G	2-4	1-2	1-2	0-2-2	4	6	0	0	0	0	22
Bryce Brown	1-7	0-6	0-0	0-1-1	2	2	2	0	0	0	16
Cinmeon Bowers	5-14	0-2	3-4	3-7-10	3	13	0	4	2	3	32
Patrick Keim	0-0	0-0	0-0	0-0-0	0	0	0	0	0	0	2
New Williams	1-4	1-3	1-2	0-2-2	2	4	0	0	0	0	16
Team					2						
Totals	22-67	4-22	9-20	16-19-35	23	57	8	10	7	4	200

FG%: 1st Half 9-37 .243, 2nd Half 13-30 .433, Game 22-67 .328; 3FG%: 1st Half 1-11 .091, 2nd Half 3-11 .273, Game 4-22 .182; FT%: 1st Half 3-6 .500, 2nd Half 6-14 .429, Game 9-20 .450; Deadball Rebounds: 4.

Vanderbilt	FG	3FG	FT	O-D-T	F	TP	A	T	B	S	M
Luke Kornet, F	4-8	2-3	1-4	2-9-11	3	11	2	3	10	0	37
Jeff Robertson, F	5-7	1-2	3-3	3-5-8	3	14	0	1	0	1	34
Damian Jones, C	4-5	0-0	1-2	0-4-4	4	9	0	2	0	0	13
Wade Baldwin, G	5-9	1-2	6-8	0-7-7	2	17	10	4	0	0	33
Riley LaChance, G	5-9	3-4	0-0	1-4-5	1	13	1	2	0	1	35
Camron Justice	0-2	0-1	0-0	0-1-1	3	0	1	1	0	0	9
Joe Toy	0-3	0-1	2-2	0-1-1	2	2	0	1	0	0	11
Carter Josephs	0-0	0-0	0-0	0-0-0	0	0	0	0	0	0	1
Samiir Sehic	1-1	0-0	0-0	1-0-1	0	2	1	0	0	0	3
Nolan Cressler	0-1	0-0	2-2	1-2-3	1	2	0	1	0	0	9
Josh Henderson	2-2	0-0	1-4	1-3-4	2	5	1	1	0	0	15
Team					0						
Totals	26-47	7-13	16-25	9-36-45	21	75	16	17	10	2	200

FG%: 1st Half 14-21 .667, 2nd Half 12-26 .462, Game 26-47 .553; 3FG%: 1st Half 6-8 .750, 2nd Half 1-5 .200, Game 7-13 .538; FT%: 1st Half 5-9 .556, 2nd Half 11-16 .688, Game 16-25 .640; Deadball Rebounds: 2.

SCORE BY PERIODS	1	2	F
Auburn (7-8, 1-3)	22	35	-- 57
Vanderbilt (9-7, 1-3)	39	36	-- 75

OFFICIALS--Pat Adams, Byron Jarrett, Jamie Luckie
TECHNICAL FOULS--None
ATTENDANCE--10,414

• Game 16 •

Auburn 75, #14/13 Kentucky 70
January 16, 2016
Auburn Arena
Auburn, Ala.

Bruce Pearl and his basketball team rocked Auburn Arena and the Kentucky Wildcats. The Tigers rode the long-range shooting of Kareem Canty and the inside-out game of Tyler Harris to stun nationally-ranked Kentucky 75-70 before a roaring and packed house of 9,121 fans. The victory snapped Auburn's 15-game losing streak to Top 25 teams and snapped an 18-game losing streak to the Wildcats. Canty and Harris scored 28 of Auburn's final 33 points, and 35 of the Tigers' 45 second-half points. Kentucky led 47-35 early in the second half... then Auburn's 3-point shooters got hot. A Canty long jumper put Auburn on top 53-51 and a Harris 3-point put Auburn ahead 56-51 with 8:27 remaining. Canty led Auburn with 26 points. Harris scored 21 and had 11 rebounds. The Tigers hit 12 3-pointers, the most Kentucky has allowed in six seasons. Canty's rainbow 3 off the backboard gave Auburn a 61-59 lead with 5:25 left. A Harris putback made it 63-61 with 4:49 left, then two Harris free throws made it 65-61. No. 13 Kentucky tied it at 65-65, went ahead 67-65, but Canty tied it on a driving layup that left him in pain on the court. Auburn called timeout and Canty came out and hit the free throw for the lead. Auburn played at a frantic pace early and showed no fear of the nationally-ranked Wildcats. The Tigers led at brief intervals, including 11-8 as they revealed their game plan early. Auburn fired up 16 3-pointers in the first half, hitting six. Kentucky was content to play inside, shooting just seven 3-pointers on the way to a 35-30 halftime lead. The Tigers were right there despite shooting just 28.1 percent from the floor.

Kentucky	FG	3FG	FT	O-D-T	F	TP	A	T	B	S	M
Marcus Lee, F	1-3	0-0	1-2	2-2-4	3	3	1	0	2	0	19
Alex Poythress, F	2-5	0-0	2-2	0-3-3	2	6	0	1	3	1	21
Tyler Ulis, G	5-17	0-3	7-7	5-5-10	4	17	8	1	0	0	40
Isaiah Briscoe, G	3-12	0-0	2-4	2-1-3	4	8	1	4	0	2	31
Jamal Murray, G	8-22	4-10	0-1	4-1-5	5	20	2	2	0	3	36
Skal Labissiere	2-3	0-0	0-0	0-2-2	3	4	0	1	0	1	8
Charles Matthews	0-0	0-0	0-0	0-0-0	1	0	1	0	0	0	7
Jonny David	0-0	0-0	0-0	0-0-0	0	0	0	0	0	0	0
Mychal Mulder	0-0	0-0	0-0	0-3-3	0	0	0	0	0	0	7
Ej Floreal	0-0	0-0	0-0	0-0-0	0	0	0	0	0	0	0
Derek Willis	4-10	2-5	2-2	3-9-12	3	12	2	2	1	1	31
Team					6						
Totals	25-72	6-18	14-18	18-30-48	25	70	15	11	7	7	200

FG%: 1st Half 14-37 .378, 2nd Half 11-35 .314, Game 25-72 .347; 3FG%: 1st Half 3-7 .429, 2nd Half 3-11 .273, Game 6-18 .333; FT%: 1st Half 4-7 .571, 2nd Half 10-11 .909, Game 14-18 .778; Deadball Rebounds: 2.

Auburn	FG	3FG	FT	O-D-T	F	TP	A	T	B	S	M
Cinmeon Bowers, F	3-12	0-4	2-6	2-8-10	2	8	1	6	1	2	28
Tyler Harris, F	6-11	3-3	6-8	2-9-11	3	21	2	2	0	1	29
Jordan Granger, F	0-0	0-0	2-2	0-2-2	1	2	0	0	0	0	19
Kareem Canty, G	7-20	5-12	7-11	0-2-2	1	26	4	2	0	0	39
TJ Lang, G	2-2	2-2	0-0	0-2-2	3	6	1	1	0	0	32
Horace Spencer	1-3	0-0	2-2	0-3-3	1	4	0	0	0	0	21
Bryce Brown	2-7	2-5	0-0	0-1-1	1	6	1	1	0	0	29
Patrick Keim	0-0	0-0	2-2	0-0-0	0	2	0	0	0	0	1
Devin Waddell	0-0	0-0	0-0	0-0-0	1	0	0	1	0	0	2
Team					7						
Totals	21-55	12-26	21-31	7-31-38	13	75	9	13	7	2	200

FG%: 1st Half 9-32 .281, 2nd Half 12-23 .522, Game 21-55 .382; 3FG%: 1st Half 6-16 .375, 2nd Half 6-10 .600, Game 12-26 .462; FT%: 1st Half 6-10 .600, 2nd Half 15-21 .714, Game 21-31 .677; Deadball Rebounds: 7.

SCORE BY PERIODS	1	2	F
Kentucky (13-4, 3-2)	35	35	-- 70
Auburn (8-8, 2-3)	30	45	-- 75

OFFICIALS--Tony Henderson, Brian Shey, Michael Roberts
TECHNICAL FOULS--Skal Labissiere, UK
ATTENDANCE--9,121 (c)

• Game 17 •

Auburn 83, Alabama 77
January 19, 2016
Auburn Arena
Auburn, Ala.

Cinmeon Bowers notched 20 points and 18 rebounds and Kareem Canty scored 25 points to lead Auburn to an 83-77 victory over Alabama in Auburn Arena. It was Bowers' eighth double-double of the season while Canty made 5-of-8 3-pointers Tyler Harris added 14 points while Mobile native TJ Lang had 11 points and Horace Spencer eight rebounds and five points. Auburn jumped out to a 10-2 lead before Alabama answered with a 22-4 run to take its largest lead of the game at 24-14 with 8:24 left. The Tigers scored 11 straight points to regain the lead 25-24 on a Canty 3 less than two minutes later. Tied at 30, Auburn never trailed after another 10-2 run for a 40-32 lead with two minutes left in the half before settling for a 40-37 halftime lead. The Crimson Tide tied it at 49 with 16:40 remaining but a Bryce Brown 3 gave Auburn the lead for good. The game was close throughout as Auburn didn't lead by more than eight the rest of the way. It was the seventh sellout of the one-plus year Bruce Pearl era and 12th in the Arena's sixth year. The Tigers, which defeated No. 14/13 Kentucky 75-70 four days earlier, defeated Kentucky and Alabama back-to-back for only the third time in Auburn's 110-year history and the first since 1967. Alabama's Retin Obasohan led all scorers with 27 points while Shannon Hale added 13.

Alabama	FG	3FG	FT	O-D-T	F	TP	A	T	B	S	M
Riley Norris, F	3-10	2-8	1-2	1-1-2	4	9	0	1	0	1	35
Michael Kessens, F	3-3	0-0	0-0	1-2-3	5	6	0	1	1	0	19
Jimmie Taylor, F	3-6	0-0	2-6	4-4-8	5	8	0	3	0	1	18
Arthur Edwards, G	1-4	0-3	0-0	0-4-4	5	2	1	0	0	0	26
Retin Obasohan, G	8-17	3-6	8-10	2-4-6	3	27	1	2	0	0	36
Justin Coleman	2-7	0-3	5-6	0-4-4	3	9	5	2	0	1	27
Shannon Hale	4-11	2-8	3-4	1-3-4	4	13	2	1	0	0	28
Brandon Austin	1-2	1-2	0-0	0-0-0	0	3	0	0	0	0	5
Donta Hall	0-0	0-0	0-0	0-3-3	0	0	0	0	0	0	6
Team	1-3-4										
Totals	25-60	8-30	19-28	10-28-38	29	77	9	10	1	3	200

FG%: 1st Half 12-28 .429, 2nd Half 13-32 .406, Game 25-60 .417; 3FG%: 1st Half 5-16 .313, 2nd Half 3-14 .214, Game 8-30 .267; FT%: 1st Half 8-12 .667, 2nd Half 11-16 .688, Game 19-28 .679; Deadball Rebounds: 5.

Auburn	FG	3FG	FT	O-D-T	F	TP	A	T	B	S	M
Cinmeon Bowers, F	6-11	2-5	6-10	3-15-18	3	20	2	1	1	1	32
Tyler Harris, F	2-10	1-3	9-12	2-1-3	5	14	0	3	0	0	29
Jordan Granger, F	2-4	1-3	0-0	0-0-0	1	5	1	0	1	0	26
Kareem Canty, G	7-11	5-8	6-7	0-2-2	3	25	3	3	0	0	35
TJ Lang, G	2-6	1-5	6-9	0-3-3	3	11	1	0	0	0	31
Horace Spencer	2-6	0-0	1-2	5-3-8	4	5	1	3	1	0	15
Bryce Brown	1-8	1-6	0-0	1-2-3	4	3	1	1	0	0	23
Patrick Keim	0-0	0-0	0-0	0-0-0	1	0	0	0	0	0	4
Devin Waddell	0-0	0-0	0-0	0-0-0	0	0	0	0	0	0	4
New Williams	0-0	0-0	0-0	0-0-0	0	0	0	0	0	0	1
Team	2-3-5										
Totals	22-56	11-30	28-40	13-29-42	24	83	9	11	3	1	200

FG%: 1st Half 10-25 .400, 2nd Half 12-31 .387, Game 22-56 .393; 3FG%: 1st Half 7-15 .467, 2nd Half 4-15 .267, Game 11-30 .367; FT%: 1st Half 13-16 .813, 2nd Half 15-24 .625, Game 28-40 .700; Deadball Rebounds: 5.

SCORE BY PERIODS	1	2	F	
Alabama (10-7, 1-4)	37	40	--	77
Auburn (9-8, 3-3)	40	43	--	83

OFFICIALS--Joe Lindsay, Ron Groover, Darron George
TECHNICAL FOULS--Michael Kessens, Ala.; Cinmeon Bowers, AU
ATTENDANCE--9,121 (c)

• Game 18 •

Florida 95, Auburn 63
January 23, 2016
O'Connell Center
Gainesville, Fla.

Tyler Harris scored 14 points, Kareem Canty 12 and Jordan Granger a season-high 11 in Auburn's 95-63 loss at Florida in the O'Connell Center ending the Tigers' two-game winning streak. Florida scored 18 straight to take a 20-5 lead and increased the run to 29-5 to make it 31-10 at 10:47. The Gators stretched it to 39-16 with 7:50 left in the half behind 70 percent shooting from both the floor (14-of-20) and from 3-point range (7-of-10). Granger was 3-of-4 from 3-point range. Auburn trailed 53-32 at the half. The Gators led 70-41 with 14:42 remaining and had their largest lead at 93-61 with 2:25 to go. Dorian Finney-Smith led five Gators in double figures with a game-high 24 points, going 9-of-12 from the floor and 3-of-5 from 3.

Auburn	FG	3FG	FT	O-D-T	F	TP	A	T	B	S	M
Cinmeon Bowers, F	2-13	0-4	0-0	3-6-9	2	4	3	3	0	0	28
Tyler Harris, F	5-14	0-1	4-6	3-3-6	3	14	1	3	0	0	27
Kareem Canty, G	6-15	0-6	0-1	0-0-0	1	12	3	3	0	1	34
Bryce Brown, G	2-7	2-4	3-3	1-1-2	4	9	1	2	0	2	27
TJ Lang, G	1-5	1-4	0-0	0-0-0	2	3	0	0	0	1	24
Horace Spencer	3-4	0-0	0-2	2-0-2	5	6	0	1	0	0	13
Jonathan Walker	0-0	0-0	0-0	0-1-1	0	0	0	0	0	0	3
Patrick Keim	0-0	0-0	0-0	0-0-0	1	0	0	0	0	0	6
Jordan Granger	4-5	3-4	0-0	0-0-0	3	11	0	1	0	0	19
Devin Waddell	0-1	0-0	0-0	0-0-0	0	0	0	0	0	0	7
New Williams	1-2	0-1	0-0	1-1-2	0	2	1	1	0	0	10
Team	3-5-8										
Totals	24-67	6-24	9-14	14-17-31	21	63	9	14	0	4	200

FG%: 1st Half 12-36 .333, 2nd Half 12-31 .387, Game 24-67 .358; 3FG%: 1st Half 5-17 .294, 2nd Half 1-7 .143, Game 6-24 .250; FT%: 1st Half 3-6 .500, 2nd Half 6-8 .750, Game 9-14 .643; Deadball Rebounds: 0.

Florida	FG	3FG	FT	O-D-T	F	TP	A	T	B	S	M
Dorian Finney-Smith, F	9-12	3-5	3-3	4-4-8	2	24	3	3	2	1	27
Justin Leon, F	3-3	2-2	0-0	0-2-2	3	8	0	1	0	1	23
John Egbunu, C	4-7	0-0	4-6	2-7-9	4	12	1	3	3	0	23
KeVaughn Allen, G	3-5	1-3	4-6	0-3-3	0	11	3	0	0	2	31
Chris Chiozza, G	5-10	2-6	2-2	0-3-3	2	14	8	3	0	2	25
Kasey Hill	5-7	1-2	3-3	0-1-1	2	14	4	2	0	0	26
DeVon Walker	0-0	0-0	0-0	0-0-0	1	0	0	0	0	0	4
Devin Robinson	1-7	0-0	2-2	2-6-8	3	4	1	3	1	2	19
Zach Hodskins	0-1	0-0	0-0	0-0-0	0	0	0	0	0	0	1
Kevarrius Hayes	2-4	0-0	2-2	2-4-6	2	6	0	1	2	1	16
Lexx Edwards	0-1	0-1	0-0	0-2-2	0	0	0	0	0	0	2
Schuyler Rimmer	1-1	0-0	0-0	0-0-0	0	2	0	0	0	0	3
Team	1-1-2										
Totals	33-58	9-19	20-24	11-33-44	19	95	20	16	8	9	200

FG%: 1st Half 18-33 .545, 2nd Half 15-25 .600, Game 33-58 .569; 3FG%: 1st Half 7-13 .538, 2nd Half 2-6 .333, Game 9-19 .474; FT%: 1st Half 10-12 .833, 2nd Half 10-12 .833, Game 20-24 .833; Deadball Rebounds: 2.

SCORE BY PERIODS	1	2	F	
Auburn (9-9, 3-4)	32	31	--	63
Florida (13-6, 5-2)	53	42	--	95

OFFICIALS--Mike Nance, Kevin Fehr, Sean Casey
TECHNICAL FOULS--None
ATTENDANCE--11,230

• Game 19 •

Ole Miss 80, Auburn 63
January 27, 2016
The Pavilion at Ole Miss
Oxford, Miss.

TJ Lang scored a career-high 19 points on five 3-pointers and Tyler Harris added 16 points and eight rebounds in Auburn's 80-63 loss to Ole Miss in The Pavilion. Kareem Canty added eight points, nine assists and eight rebounds. Ole Miss' Stefan Moody had a game-high 24 points, 19 on 5-of-7 3-pointers in the second half. With Auburn leading 30-29 at the half, the Rebels came out on fire making 5 3-pointers, four by Moody and a conventional 3-point play by Marcanvis Hymon to take a 54-41 lead with 12:42 remaining. Hymon, who came in averaging 5.4 points, had 19 points and 10 rebounds. Moody's fifth 3 of the half put Ole Miss ahead 60-44 and the Rebels led by as much as 69-49 with seven minutes to play. In the second half, Ole Miss shot 56 percent from the floor and 7-of-16 (.438) from 3-point range. Lang made his first three 3-pointers to give the Tigers a 13-10 lead. Ole Miss scored six straight points for a 25-19 lead. The Tigers held the Rebels without a field goal for the final 7:53 of the first half. Bryce Brown hit back-to-back 3s, his second with :03 left in the half to give Auburn a 30-29 lead at the break. Ole Miss outshot Auburn 45 percent to 37 percent from the floor, while both teams made 10 3-pointers. The Tigers were 5-of-10 from behind the arc in the second half.

Auburn	FG	3FG	FT	O-D-T	F	TP	A	T	B	S	M
Cinmeon Bowers, F	1-3	0-0	1-2	1-3-4	1	3	4	1	0	0	18
Tyler Harris, F	4-9	0-0	8-15	5-3-8	2	16	0	2	0	0	31
Kareem Canty, G	3-14	2-9	0-0	0-8-8	1	8	9	5	0	1	38
Bryce Brown, G	2-7	2-6	0-0	0-0-0	3	6	1	1	0	0	25
TJ Lang, G	6-9	5-7	2-2	1-2-3	1	19	0	0	0	0	35
Horace Spencer	2-7	0-0	0-0	0-3-3	5	4	0	2	1	0	16
Patrick Keim	0-0	0-0	0-1	0-0-0	1	0	0	0	0	0	4
Jordan Granger	1-4	0-3	2-2	1-0-1	4	4	1	1	2	0	20
Devin Waddell	0-0	0-0	0-0	0-1-1	0	0	0	0	0	0	9
Cole Stockton	0-0	0-0	0-0	0-0-0	0	0	0	0	0	0	2
New Williams	1-1	1-1	0-0	0-0-0	0	3	0	0	0	0	2
Team	4-1-5										
Totals	20-54	10-26	13-22	12-21-33	18	63	15	13	3	1	200

FG%: 1st Half 11-29 .379, 2nd Half 9-25 .360, Game 20-54 .370; 3FG%: 1st Half 5-16 .313, 2nd Half 5-10 .500, Game 10-26 .385; FT%: 1st Half 3-7 .429, 2nd Half 10-15 .667, Game 13-22 .591; Deadball Rebounds: 6.

Ole Miss	FG	3FG	FT	O-D-T	F	TP	A	T	B	S	M
Tomasz Gielo, F	3-8	1-5	0-0	0-1-1	3	7	2	0	0	1	19
Anthony Perez, F	2-6	0-3	1-2	2-3-5	3	5	0	0	0	1	34
Terry Brutus, F	1-1	0-0	0-0	0-0-0	0	2	0	1	0	0	10
Rasheed Brooks, G	3-17	2-9	0-0	2-1-3	3	8	2	1	1	2	23
Stefan Moody, G	7-14	6-12	4-5	0-3-3	0	24	5	1	0	1	31
Martavious Newby	2-3	1-2	2-2	3-6-9	2	7	0	3	0	0	31
J.T. Escobar	1-2	0-1	0-0	0-0-0	1	2	0	0	0	0	1
Terence Davis	0-0	0-0	0-0	0-1-1	1	0	1	0	0	0	2
Marcanvis Hymon	6-8	0-0	7-11	6-4-10	3	19	2	2	2	0	30
D.Fitzpatrick-Dorsey	3-3	0-0	0-0	0-3-3	1	6	2	0	0	0	18
Jake Coddington	0-0	0-0	0-0	0-0-0	0	0	0	0	0	0	1
Team	1-4-5										
Totals	28-62	10-32	14-20	14-26-40	17	80	14	8	3	5	200

FG%: 1st Half 9-28 .321, 2nd Half 19-34 .559, Game 28-62 .452; 3FG%: 1st Half 3-16 .188, 2nd Half 7-16 .438, Game 10-32 .313; FT%: 1st Half 8-10 .800, 2nd Half 6-10 .600, Game 14-20 .700; Deadball Rebounds: 4.

SCORE BY PERIODS	1	2	F	
Auburn (9-10, 3-5)	30	33	--	63
Ole Miss (13-7, 3-5)	29	51	--	80

OFFICIALS--John Hampton, Ron Groover, Roger Ayers
TECHNICAL FOULS--None
ATTENDANCE--8,057

Auburn-Vanderbilt Game Notes

• Game 20 •

Oklahoma State 74, Auburn 63
January 30, 2016
Big 12/SEC Challenge
Auburn Arena • Auburn, Ala.

Kareem Canty had a game-high 21 points and had a career-high eight rebounds for the second straight time as Auburn fell to Oklahoma State 74-63 in Auburn Arena in the Big 12/SEC Challenge. Freshman Horace Spencer added a career-high 11 rebounds and six blocks to go with six points. The Tigers shot only 29 percent from the floor and 20.7 percent from 3-point range, while missing all 12 second half 3-point attempts. Tyler Harris recorded his eighth double-double of the season with 16 points and 11 rebounds while TJ Lang added eight points and three steals. The Cowboys jumped out to a 10-2 lead and took its largest lead of the game at 31-17 with 6:44 to play in the opening half with five 3-pointers. Lang hit a pair of 3-pointers to spark a 12-0 run to bring the Tigers back to within 31-29 with 2:48 remaining. Oklahoma State then went on a 9-2 run to close out the half and take a 40-31 lead into the locker room. Oklahoma State pushed its lead back to 14 at 51-37 just over five minutes into the second half. The Tigers cut it to 57-52 with less than seven minutes to play, but that is as close as Auburn would get. Auburn, playing without Cinmeon Bowers, who was sidelined for conduct detrimental to the team, as well as three other players with injuries, was outscored 26-6 off the bench. Jawun Evans led the Cowboys with 21 points, seven rebounds and five assists.

Oklahoma State	FG	3FG	FT	O-D-T	F	TP	A	T	B	S	M
Leyton Hammonds, F	4-10	2-6	0-0	0-6-6	5	10	0	4	0	0	37
Jeffrey Carroll, F	3-7	3-3	0-0	0-5-5	3	9	0	2	0	1	27
Mitchell Solomon, C	1-2	0-0	0-0	2-2-4	4	2	0	0	0	0	14
Jawun Evans, G	6-12	2-4	7-8	0-7-7	1	21	5	1	0	0	34
Jeff Newberry, G	3-9	0-3	0-0	1-4-5	4	6	2	0	0	1	30
Tyree Griffin	0-0	0-0	8-9	1-1-2	1	8	2	2	0	0	13
Tavarius Shine	0-3	0-1	2-2	0-4-4	4	2	1	0	1	0	19
Chris Olivier	6-9	0-0	4-6	0-2-2	4	16	1	2	0	0	23
Anthony Allen	0-1	0-0	0-0	0-0-0	0	0	0	0	0	0	3
Team				3-3-6							
Totals	23-53	7-17	21-25	7-34-41	26	74	11	11	1	2	200

FG%: 1st Half 15-32 .469, 2nd Half 8-21 .381, Game 23-53 .434; 3FG%: 1st Half 5-11 .455, 2nd Half 2-6 .333, Game 7-17 .412; FT%: 1st Half 5-6 .833, 2nd Half 16-19 .842, Game 21-25 .840; Deadball Rebounds: 0.

Auburn	FG	3FG	FT	O-D-T	F	TP	A	T	B	S	M
Horace Spencer, F	2-8	0-0	2-4	8-3-11	4	6	0	0	6	1	27
Tyler Harris, F	4-13	0-4	8-10	4-7-11	3	16	1	2	0	0	32
Jordan Granger, F	2-3	2-3	0-0	1-2-3	2	6	0	0	0	0	28
Kareem Canty, G	7-24	1-10	6-9	1-7-8	2	21	2	4	0	1	37
TJ Lang, G	2-4	2-4	2-2	0-3-3	3	8	0	1	0	3	29
Bryce Brown	1-8	1-6	3-4	0-2-2	5	6	1	0	0	1	23
Patrick Keim	0-0	0-0	0-0	0-0-0	0	0	0	0	0	0	3
Devin Waddell	0-2	0-2	0-0	0-1-1	3	0	0	0	0	0	11
New Williams	0-0	0-0	0-2	0-1-1	1	0	1	0	0	0	10
Team				1-1-2							
Totals	18-62	6-29	21-31	15-27-42	23	63	5	7	6	2	200

FG%: 1st Half 9-34 .265, 2nd Half 9-28 .321, Game 18-62 .290; 3FG%: 1st Half 6-17 .353, 2nd Half 0-12 .000, Game 6-29 .207; FT%: 1st Half 7-12 .583, 2nd Half 14-19 .737, Game 21-31 .677; Deadball Rebounds: 5.

SCORE BY PERIODS	1	2	F	
Oklahoma State (11-10, 2-6 Big 12)	24	37	--	61
Auburn (9-11, 3-5 SEC)	31	32	--	63

OFFICIALS--Antinio Petty, Tim Gattis, Brent Hampton
TECHNICAL FOULS--None
ATTENDANCE--8,867

• Game 21 •

LSU 80, Auburn 68
February 2, 2016
Auburn Arena
Auburn, Ala.

The Auburn coaches wanted Bryce Brown to work on his game. He's glad he did. Brown hit six 3-pointers and scored 18 points, though it wasn't enough to stop Ben Simmons and LSU in an 80-68 loss in front of 8,051 in Auburn Arena. Simmons, the preseason choice to be the SEC's player of the year, lived up to his billing by scoring 21 points and grabbing 13 rebounds. He had 17 points and nine rebounds at the half, scored four quick points to start the second half, and didn't score again. But he had set the tone of the game. Brown was sporty, too, challenging his career-best 20 points he had at Hawaii and vs. Tennessee. He's hit at least one 3-pointer in 18 of Auburn's last 20 games. The Tigers hit 10 of their season-high 34 3-point attempts. The good news, coach Bruce Pearl said, was the Auburn bench outscored the LSU bench 33-21. Joining Brown in double figures for Auburn was Cinmeon Bowers, with 15; and Kareem Canty, with 14. Firing the ball up was not a problem for either team in the first half. Auburn and LSU combined for 66 shots. The Tigers remained in striking range, finishing the half on a 5-0 run to cut the LSU's lead to 38-31. LSU pulled away early in the second half, going up 64-46 with 10 minutes remaining. LSU led by 24 with 7:56 left, but Auburn fought back, cutting it to 74-63 with less than two minutes remaining.

LSU	FG	3FG	FT	O-D-T	F	TP	A	T	B	S	M
Ben Simmons, F	9-15	0-0	3-6	1-12-13	4	21	7	6	1	2	36
Craig Victor II, F	6-11	0-0	1-2	4-4-8	4	13	0	3	0	0	33
Keith Hornsby, G	5-8	0-1	0-0	0-4-4	1	10	2	2	0	0	30
Jalyn Patterson, G	2-3	2-2	0-0	1-2-3	0	6	2	1	0	2	31
Tim Quarterman, G	4-8	1-5	0-0	1-4-5	1	9	3	1	0	0	21
Brandon Sampson	0-1	0-0	0-0	0-1-1	0	0	0	1	0	0	7
Antonio Blakeney	1-3	0-2	3-7	1-2-3	2	5	0	1	0	1	16
Josh Gray	4-6	0-2	2-2	0-3-3	3	10	2	3	0	1	19
Aaron Epps	3-5	0-1	0-0	0-0-0	2	6	0	0	0	0	7
Team				1-2-3							
Totals	34-60	3-13	9-17	9-34-43	18	80	16	18	1	8	200

FG%: 1st Half 17-32 .531, 2nd Half 17-28 .607, Game 34-60 .567; 3FG%: 1st Half 3-8 .375, 2nd Half 0-5 .000, Game 3-13 .231; FT%: 1st Half 1-4 .250, 2nd Half 8-13 .615, Game 9-17 .529; Deadball Rebounds: 5.

Auburn	FG	3FG	FT	O-D-T	F	TP	A	T	B	S	M
Horace Spencer, F	3-7	0-0	1-2	2-1-3	2	7	0	0	3	3	27
Tyler Harris, F	3-7	0-1	3-4	2-2-4	4	9	1	4	0	2	22
Jordan Granger, F	2-5	1-4	0-0	0-1-1	2	5	0	0	0	1	22
Kareem Canty, G	6-14	2-9	0-0	0-4-4	0	14	5	2	0	1	29
TJ Lang, G	0-0	0-0	0-0	1-3-4	1	0	0	0	0	0	24
Bryce Brown	6-14	6-13	0-0	2-3-5	2	18	2	1	0	0	31
Cinmeon Bowers	3-14	1-5	8-16	2-5-7	4	15	3	6	0	2	30
Patrick Keim	0-1	0-1	0-0	0-1-1	1	0	0	1	0	0	10
Devin Waddell	0-1	0-1	0-0	0-0-0	0	0	0	0	0	0	1
New Williams	0-0	0-0	0-0	1-0-1	1	0	0	0	0	0	4
Team				2-0-2							
Totals	23-63	10-34	12-22	12-20-32	17	68	11	14	3	9	200

FG%: 1st Half 12-34 .353, 2nd Half 11-29 .379, Game 23-63 .365; 3FG%: 1st Half 5-17 .294, 2nd Half 5-17 .294, Game 10-34 .294; FT%: 1st Half 2-4 .500, 2nd Half 10-18 .556, Game 12-22 .545; Deadball Rebounds: 4.

SCORE BY PERIODS	1	2	F	
LSU (14-8, 7-2)	38	42	--	80
Auburn (9-12, 3-6)	31	37	--	68

OFFICIALS--Tony Greene, Joe Lindsay, Roger Ayers
TECHNICAL FOULS--None
ATTENDANCE--8,051

• Game 22 •

Georgia 65, Auburn 55
February 6, 2016
Stegeman Coliseum
Athens, Ga.

Cinmeon Bowers recorded his ninth double-double of the season with 12 points and 13 rebounds as Auburn's comeback fell short in a 65-55 loss at Georgia in Stegeman Coliseum. The Tigers trailed by as much as 25 points at 59-34 with 6:38 to play but outscored the Bulldogs 21-6 the rest of the way. The 6-foot-7, 250-pound Bowers, who made his first start at point guard, has the third most double-doubles in the SEC this season. Tyler Harris added 12 points and five rebounds while Bryce Brown had nine points. Auburn's defense held Georgia to 3-of-14 shooting from the floor in the first eight minutes but the Bulldogs led by as much as 21-9 with 5:28 left in the first half. The Tigers went on a 13-7 run to close to within 28-22 with just over a minute left. Georgia led 31-22 at the half. The Bulldogs outshot the Tigers 35.1 percent to 25.9 percent from the floor while Auburn was 6-of-31 (.194) from 3-point range to Georgia's 2-of-9. Kareem Canty, who is ranked fourth in the SEC averaging 18.3 points per game, was suspended indefinitely prior to the game and did not make the trip.

Auburn	FG	3FG	FT	O-D-T	F	TP	A	T	B	S	M
Horace Spencer, F	1-2	0-0	0-0	0-2-2	5	2	0	1	1	0	10
Tyler Harris, F	4-14	1-5	3-4	1-4-5	3	12	1	4	0	0	33
Cinmeon Bowers, G	3-11	0-2	6-10	1-12-13	1	12	1	1	2	2	33
Bryce Brown, G	2-11	2-10	3-3	0-0-0	4	9	1	1	0	0	18
TJ Lang, G	0-5	0-4	7-11	1-3-4	3	7	1	1	0	0	34
Jonathan Walker	1-1	1-1	0-0	0-0-0	0	3	0	0	0	0	7
Patrick Keim	0-1	0-0	0-0	0-2-2	1	0	0	0	0	0	7
Zach Allison	0-0	0-0	0-0	0-0-0	0	0	1	0	0	0	1
Jordan Granger	2-8	0-6	0-0	0-4-4	3	4	1	0	1	0	28
Devin Waddell	1-1	1-1	0-0	0-0-0	0	3	0	0	0	2	12
Cole Stockton	0-0	0-0	0-0	0-0-0	1	0	0	0	0	0	1
New Williams	1-4	1-2	0-0	0-1-1	3	3	1	1	0	0	22
Team				6-3-9							
Totals	15-58	6-31	19-28	9-31-40	24	55	7	11	4	4	200

FG%: 1st Half 7-27 .259, 2nd Half 8-31 .258, Game 15-58 .259; 3FG%: 1st Half 2-12 .167, 2nd Half 4-19 .211, Game 6-31 .194; FT%: 1st Half 6-11 .545, 2nd Half 13-17 .765, Game 19-28 .679; Deadball Rebounds: 7.

Georgia	FG	3FG	FT	O-D-T	F	TP	A	T	B	S	M
Yante Maten, F	4-11	0-0	4-8	2-10-12	0	12	0	0	5	0	28
Kenny Paul Geno, F	3-7	0-0	0-0	3-4-7	2	6	2	0	0	0	22
Charles Mann, G	3-6	0-1	6-8	0-4-4	2	12	1	0	0	2	24
Kenny Gaines, G	1-5	1-4	4-4	1-1-2	3	7	1	1	2	1	21
J.J. Frazier, G	3-10	1-2	9-11	0-6-6	2	16	4	0	0	5	26
William Jackson II	0-1	0-0	0-2	0-0-0	1	0	0	2	0	0	13
E'Torrion Wilridge	1-2	0-0	0-0	0-3-3	1	2	1	2	0	0	18
Brandon Young	0-1	0-0	0-0	0-0-0	0	0	0	0	1	0	3
Osahen Iduwe	1-1	0-0	0-0	1-0-1	1	2	0	1	0	0	6
Houston Kessler	0-5	0-2	0-2	0-1-1	2	0	0	0	1	0	13
Mike Edwards	2-5	0-0	0-0	2-3-5	1	4	0	0	0	0	19
Connor O'Neill	0-0	0-0	0-2	0-0-0	0	0	0	0	0	0	1
Derek Ogbeide	2-3	0-0	0-0	2-3-5	5	4	0	1	1	0	6
Team				1-1-2							
Totals	20-57	2-9	23-37	12-36-48	20	65	9	8	9	8	200

FG%: 1st Half 11-34 .324, 2nd Half 9-23 .391, Game 20-57 .351; 3FG%: 1st Half 1-6 .167, 2nd Half 1-3 .333, Game 2-9 .222; FT%: 1st Half 8-13 .615, 2nd Half 15-24 .625, Game 23-37 .622; Deadball Rebounds: 8.

SCORE BY PERIODS	1	2	F	
Auburn (9-13, 3-7)	22	33	--	55
Georgia (13-8, 6-4)	31	34	--	65

OFFICIALS--Ron Groover, Byron Jarrett, Vladimir Voyard-Tadal
TECHNICAL FOULS--Mike Edwards, Georgia
ATTENDANCE--10,523 (c)

• Game 23 •

Tennessee 71, Auburn 45

February 9, 2016

Auburn Arena

Auburn, Ala.

Bryce Brown scored 18 points on 4-of-8 3-pointers as Auburn lost at Tennessee 71-45 in Thompson-Boling Arena. After Tennessee scored the first nine points of the game, Auburn answered with eight straight, capped on a New Williams 3 with 11:24 left. Brown drilled his third 3-pointer to bring the Tigers to within 22-19 with five minutes remaining. A pair of Detrick Mostella 3s gave the Volunteers a 34-23 halftime lead, its largest of the opening period. Cinmeon Bowers just missed his 10th double-double with nine points and 15 rebounds. Tennessee led by as much as 71-38 with 3:36 remaining. Robert Hubbs III led the Vols with 20 points while Devon Baukman scored 14 points on 4-of-10 3-pointers.

Auburn	FG	3FG	FT	O-D-T	F	TP	A	T	B	S	M
Horace Spencer, F	1-5	0-0	3-4	3-2-5	5	5	0	1	0	0	18
Tyler Harris, F	0-10	0-2	2-2	1-5-6	3	2	2	1	0	0	21
Bryce Brown, G	5-11	4-8	4-4	0-1-1	1	18	0	1	0	0	32
Cinmeon Bowers, G	4-11	0-1	1-8	7-8-15	3	9	1	6	0	0	28
TJ Lang, G	0-6	0-5	2-4	1-1-2	3	2	1	1	0	1	24
Jonathan Walker	0-0	0-0	0-0	0-0-0	0	0	0	0	0	0	2
Patrick Keim	0-1	0-1	0-0	1-0-1	3	0	0	1	0	0	15
Zach Allison	0-0	0-0	0-0	0-0-0	0	0	0	0	0	0	2
Jordan Granger	3-9	0-4	0-2	2-2-4	0	6	1	1	1	1	27
Devin Waddell	0-2	0-2	0-0	0-0-0	2	0	0	1	0	0	11
Cole Stockton	0-0	0-0	0-0	0-0-0	0	0	0	0	0	0	2
New Williams	1-4	1-3	0-0	1-4-5	3	3	0	1	0	1	18
Team				1-4-5							
Totals	14-59	5-26	12-24	17-27-44	23	45	5	14	1	3	200

FG%: 1st Half 8-31 .258, 2nd Half 6-28 .214, Game 14-59 .237; 3FG%: 1st Half 4-16 .250, 2nd Half 1-10 .100, Game 5-26 .192; FT%: 1st Half 3-4 .750, 2nd Half 9-20 .450, Game 12-24 .500; Deadball Rebounds: 8.

Tennessee	FG	3FG	FT	O-D-T	F	TP	A	T	B	S	M
Armani Moore, F	1-6	0-2	0-0	3-9-12	4	2	4	0	0	0	22
Kyle Alexander, F	1-2	0-0	1-2	2-3-5	1	3	0	0	1	0	13
Kevin Punter, G	2-7	0-3	0-0	1-1-2	4	4	3	0	0	0	19
Shembari Phillips, G	2-9	0-2	2-2	1-5-6	1	6	1	0	0	1	31
Devon Baukman, G	5-11	4-10	0-0	0-1-1	0	14	4	1	0	0	23
Ray Kasongo	1-2	0-0	3-4	1-1-2	3	5	0	1	1	0	9
Robert Hubbs III	7-12	1-1	5-6	3-2-5	1	20	0	1	0	1	25
Admiral Schofield	2-8	0-3	1-1	3-1-4	3	5	2	1	0	1	15
Detrick Mostella	3-5	2-3	2-3	0-1-1	3	10	0	3	0	0	19
Derek Reese	1-1	0-0	0-2	1-7-8	0	2	1	1	0	0	20
Lucas Campbell	0-0	0-0	0-0	0-0-0	1	0	0	1	0	0	2
Brad Woodson	0-1	0-0	0-0	0-0-0	0	0	0	0	0	0	2
Team				1-1-2							
Totals	25-64	7-24	14-20	16-32-48	21	71	15	9	2	3	200

FG%: 1st Half 12-29 .414, 2nd Half 13-35 .371, Game 25-64 .391; 3FG%: 1st Half 5-15 .333, 2nd Half 2-9 .222, Game 7-24 .292; FT%: 1st Half 5-7 .714, 2nd Half 9-13 .692, Game 14-20 .700; Deadball Rebounds: 2.

SCORE BY PERIODS	1	2	F	
Auburn (9-14, 3-8)	23	22	--	45
Tennessee (12-12, 5-6 SEC)	34	37	--	71

OFFICIALS--Antinio Petty, Karl Hess, James Breeding

TECHNICAL FOULS--None

ATTENDANCE--13,740