

TENNESSEE

2011-12 VOLUNTEERS BASKETBALL



Date	Opponent (TV)	Time/Result
N3	Carson-Newman (Exhib.)	W 73-52
N7	Lincoln Memorial (Exhib.)	W 76-67
N11	1-UNC Greensboro (FS South)^	W 92-63
N16	ULM	W 85-62
N21	2-No. 6 Duke (ESPN2)^	L 77-67
N22	2-No. 8 Memphis (ESPN2)^	2OT L 99-97
N23	2-Chaminade (ESPN2)^	W 86-60
N28	at Oakland (ESPN2)	L 89-81
D3	3-No. 17 Pittsburgh (ESPN)	L 61-56
D10	Austin Peay (CSS)^	L 74-70
D14	at College of Charleston (ESPN2)^	L 71-65
D20	UNC Asheville (SS)^	W 72-68
D23	ETSU	W 66-63
D29	The Citadel (SS)^	W 86-55
J2	Chattanooga (SS)^	W 76-63
J4	at Memphis (FS South)	L 69-51
J7	No. 13 Florida* (ESPN2)^	W 67-56
J12	at No. 20 Mississippi State* (ESPN2)^	L 62-58
J14	No. 2 Kentucky* (ESPN)^	L 65-62
J18	at Georgia* (SEC Network)^	OT L 57-53
J21	No. 13 Connecticut (CBS)	W 60-57
J24	at Vanderbilt* (ESPN2)^	L 65-47
J28	Auburn* (ESPN2)^	W 64-49
J31	at No. 1 Kentucky* (ESPN2)^	L 69-44
F4	Georgia* (FS South)^	W 73-62
F8	South Carolina* (SEC Network)^	W 69-57
F11	at No. 8 Florida* (SEC Network)^	W 75-70
F15	Arkansas* (SEC Network)^	W 77-58
F18	at Alabama* (SEC Network)^	L 62-50
F22	Ole Miss* (CSS)^	W 73-60
F25	at South Carolina* (FS South)^	W 73-64
F29	at LSU* (CSS)^	OT W 74-69
M3	Vanderbilt* (ESPN)^	4 p.m.
M8-11	SEC Tournament (SEC Network/ABC)	

Schedule Key

1-EA SPORTS Maui Invitational Opening Game (Thompson-Boling Arena in Knoxville, Tenn.); 2-EA SPORTS Maui Invitational (Lahaina Civic Center in Maui, Hawaii); 3-Big East/SEC Challenge (Thompson-Boling Arena in Knoxville, Tenn.); *Southeastern Conference Game; CSS-Comcast Sports Southeast; FS South-Fox Sports South; SS-SportSouth; ^-Streamed live on WatchESPN.com

All Times Eastern & Subject to Change; Opponent Rankings are AP

Tennessee Media Relations

1720 Volunteer Blvd • Knoxville, TN 37996

Basketball SID: Tom Satkowski

E-mail: tomsid@tennessee.edu

Office: 865-974-7501

Cell: 865-696-2897

Fax: 865-974-1269

Website: UTsports.com

Team Twitter Feed: @Vol_Hoops

Facebook Fan Page: Facebook.com/BallWithTheVols

GAME 31

Tennessee vs. Vanderbilt

4:05 p.m. ET • Saturday, March 3, 2012

Thompson-Boling Arena • Knoxville, Tenn.

TV: The game will be televised nationally on ESPN. Brad Nessler handles the play-by-play, while Jimmy Dykes provides analysis. Tim Sullivan is the producer and the junior girls' basketball Coach of the Year. **Radio:** The game will air on the Vol Radio Network (50-plus stations covering 28 states). Bob Kesling is in his 13th year calling the play-by-play. Former Vol Bert Bertelkamp (1977-80) joins him court-side to provide color commentary. Tim Berry is the engineer, and Glenn Thackston is the producer. A free live audio stream of the broadcast is available at UTsports.com.

Tennessee	at a Glance	Vanderbilt
17-13, 9-6 SEC	Record	21-9, 10-5 SEC
NR.....	Ranking	NR
Cuonzo Martin (Purdue, 2000)	Head Coach	Kevin Stallings (Purdue, 1982)
17-13 (1st year).....	Record at School	257-157 (13th year)
78-54 (4th year).....	Overall Record	380-220 (18th year)
UTsports.com.....	Web Site	VUcommodores.com
UT leads, 110-70	Series	

Probable Starters

Tennessee	Ht.	Wt.	Yr.	Hometown	PPG	RPG	APG
G 11 Trae Golden	6-1	209	So.	Powder Springs, Ga.	13.3	2.9	4.6
G 13 Skylar McBee	6-3	199	Jr.	Rutledge, Tenn.	6.6	1.2	0.8
G 23 Cameron Tatum	6-7	193	Sr.	Lithonia, Ga.	7.8	4.0	2.5
F 34 Jeronne Maymon	6-7	265	Jr.	Madison, Wis.	12.6	7.9	1.2
F 5 Jarnell Stokes	6-8	250	Fr.	Memphis, Tenn.	9.0	7.0	0.7

Vanderbilt	Ht.	Wt.	Yr.	Hometown	PPG	RPG	APG
G 1 Brad Tinsley	6-3	210	Sr.	Oregon City, Oregon	8.8	2.7	4.3
G 23 John Jenkins	6-4	220	Jr.	Hendersonville, Tenn.	20.1	2.8	1.1
F 44 Jeffery Taylor	6-7	225	Sr.	Norrköping, Sweden	17.4	6.0	1.9
F 5 Lance Goulbourne	6-8	230	Sr.	Brooklyn, N.Y.	8.8	6.8	1.2
C 3 Festus Ezeli	6-11	255	Sr.	Benin City, Nigeria	10.4	5.3	0.3

- Tennessee was picked by the media to finish 11th in the Southeastern Conference this season. With one game left to play, the Vols are tied for fourth in the league with a 9-6 SEC record.
- The Vols have won 12 of their last 13 home games and seven of their last eight overall.
- Saturday is Senior Day for Tennessee. Three student managers and three team members will be honored during a pregame ceremony. Tennessee is 7-3 in its last 10 Senior Day games (home finales).
- Tennessee and Vanderbilt's roster feature student-athletes from five different countries.
- Tennessee currently ranks sixth nationally in average home attendance (17,114). The Vols are riding a streak of six consecutive seasons with a national top-five finish in attendance. A crowd larger than 18,300 Saturday would likely lift UT past fifth place Wisconsin (17,178) and ensure a top-five finish.
- This year's Vols are on track to post the school's best SEC scoring defense since 1969. See Page 3.
- Freshman power forward **Jarnell Stokes** scored a career-high 18 points in Wednesday's win at LSU. The Vols took their first lead of the game at the 4:37 mark in overtime.
- Sophomore point guard **Trae Golden** has scored 399 points this season, and his 137 assists have led to 331 points. That means Golden is directly responsible for 35.3 percent of Tennessee's offense.
- In league games, All-SEC candidate **Jeronne Maymon** leads the Vols in scoring (14.3 ppg), rebounding (7.9 rpg), field-goal percentage (.582) and steals (1.1 spg).
- Maymon** has scored at least 12 points in every SEC game the Vols have played this season.
- Jordan McRae** has a chance to finish the season as Tennessee's leader in total blocks shots. A guard has never led the Vols in blocks since the stat has been kept (1977). See note on Page 6 for more.
- McRae** averages 10.0 more points in Tennessee's SEC wins (12.2 ppg) than UT's SEC losses (2.2 ppg).
- For the second straight year, Tennessee legend **Bernard King** (1975-77) is a finalist for induction to the Naismith Memorial Basketball Hall of Fame in Springfield, Mass.
- March is National Athletic Training Month. **Chad Newman** is UT's athletic trainer, in his 17th season.

INSIDE THE VANDERBILT SERIES:



TENNESSEE LEADS SERIES 110-70 /// UT LEADS 6-4 LAST 10 GAMES

2011-12 STATS & NOTES

STATISTICAL COMPARISON

Tennessee		Vanderbilt
69.0	Points	74.0
65.2	Opponent Points	66.1
+3.8	Scoring Margin	+7.9
.447	Field Goal %	.465
.414	Opponent Field Goal %	.423
.365	3-Point %	.402
.345	Opponent 3-Point %	.320
.698	Free Throw %	.707
36.1	Rebounds	34.5
32.9	Opponent Rebounds	33.1
+3.2	Rebounding Margin	+1.5
13.0	Assists	13.1
14.1	Turnovers	13.6
5.7	Steals	5.9
4.3	Blocks	4.3
17-13, 9-6	Record	21-9, 10-5
NR	AP Rank	RV
92	NCAA RPI (Feb. 27)	23

CATEGORY LEADERS

Tennessee		Vanderbilt
Golden, 13.3	Points	Jenkins, 20.1
Maymon, 7.9	Rebounds	Goulbourne, 6.8
Golden, 4.6	Assists	Tinsley, 4.3
Maymon, .562	FG %	Ezeli, .543
McBee, .399	3-Pt %	Jenkins, .467
Golden, .843	FT %	Tinsley, .855

Series Notes

Tennessee and Vanderbilt will meet for the 181st time Saturday ... The Volunteers lead the all-time series 110-70, dating to 1922 and have won six of the last 10 meetings ... **UT's 110 wins over the Dores are the most by the Vols over any opponent**, and only Kentucky (213 games) has been an

182

▲ 181.63 miles separate UT's Thompson-Boling Arena in Knoxville and Vanderbilt's Memorial Gymnasium in Nashville.

45

▲ This rivalry has seen 45 home/away sweeps in its 90-year history. UT has swept Vandy 33 times, with the Dores scoring 12 sweeps.

17

▲ Tennessee has faced Vandy in the final game of the regular season 21 times. The Vols are 17-4 in those games (12-1 in Knoxville).

5

▲ This is just the fifth time in the last 14 meetings in this series for which neither team was ranked in the AP top 25.

3

▲ That's how many Commodores are projected to be taken in June's NBA Draft (**Jenkins** 21st, **Taylor** 27th, **Ezeli** 50th). NBADraft.net

opponent of the Vols more times than Vanderbilt ... **UT leads the series 67-17 when playing in Knoxville** ... Vanderbilt leads 52-37 when it is played on the Commodores' home court ... UT and VU have played every season since their first meeting in 1922 except for the WWII years of 1944 and 1945.

RECENT SERIES HISTORY

at Knoxville: 67-17

at Nashville: 37-52

Neutral: 6-1

SEC Tournament: 7-1

NIT: 0-1

Biggest Win: 35 pts (56-21, Feb. 22, 1947 at Knoxville)

Biggest Loss: 40 pts (68-108, Jan. 8, 1991 at Nashville)

Longest Winning Streak: 11 gms

(Feb. 20, 1943 - Jan. 29, 1949)

Longest Losing Streak: 6 gms

(Jan. 8, 1955 - Feb. 16, 1957)

Current Streak: Vanderbilt 3 gms

Date	AP Rank	Result	Site
1/27/93	- 12	L, 65-82	Knoxville
3/2/93	- 7	L, 82-90	OT Nashville
1/26/94	- -	L, 73-85	Nashville
3/1/94	- -	L, 67-84	Knoxville
1/15/95	- -	W, 67-63	Nashville
3/1/95	- -	W, 62-58	Knoxville
1/6/96	- -	L, 55-65	Nashville
2/24/96	- -	W, 94-79	Knoxville
1/11/97	- -	W, 75-65	Knoxville
2/12/97	- -	L, 53-66	Nashville
1/10/98	- -	L, 79-80	Nashville
2/21/98	- -	W, 90-76	Knoxville
1/27/99	- -	W, 78-67	Nashville

Date	AP Rank	Result	Site
2/13/99	- -	W, 63-62	Knoxville
1/12/00	12 -	L, 73-76	Knoxville
2/19/00	5 -	L, 72-85	Nashville
2/3/01	8 -	W, 72-50	Knoxville
2/24/01	22 -	W, 78-70	Nashville
2/2/02	- -	W, 67-65	Nashville
2/23/02	- -	L, 62-67	Knoxville
1/18/03	- -	W, 71-66	Knoxville
3/8/03	- -	W, 70-65	Nashville
1/14/04	- 23	W, 76-66	Knoxville
3/3/04	- -	L, 58-61	Nashville
1/8/05	- -	L, 63-88	Knoxville
2/2/05	- -	L, 62-67	Nashville
2/1/06	13 -	W, 69-62	Knoxville
3/4/06	11 -	W, 68-59	Nashville
1/10/07	16 -	L, 81-82	Nashville
2/10/07	- 23	W, 84-57	Knoxville
1/17/08	6 16	W, 80-60	Knoxville
2/26/08	1 18	L, 69-72	Nashville
1/20/09	- -	W, 76-63	Nashville
2/14/09	- -	W, 69-50	Knoxville
1/27/10	14 21	L, 76-85	Knoxville
2/9/10	12 22	L, 71-90	Nashville
1/15/11	- -	W, 67-64	Knoxville
2/22/11	- 18	W, 60-51	Nashville
1/24/12	- -	L, 47-65	Nashville



Walther

TALES FROM THE SERIES



Music City native Ron Slay

THE CLASSIC GAMES

Feb. 26, 2008

Vanderbilt notched a big win in the rivalry, knocking off top-ranked Tennessee 72-69, just one day after the AP ranked the Vols No. 1 for the first time in school history.

Feb. 4, 1987

Tony White scored 32, **Dyron Nix** (17 points, 18 rebounds) and **Doug Roth** (10 points, 10 rebounds) recorded double-doubles and Tennessee beat Vanderbilt 79-69 in overtime in Stokely Athletics Center in Knoxville.

Feb. 2, 1970

Dick Johnston made six free throws in double-overtime to lift UT to a 77-72 win over the Dores in Nashville. **Jimmy England** led the charge with 27 points, and **Bobby Croft** had an 18-16 double-double.

THE STARS

LEFTY WALTHER

Tennessee All-Century Team member **Paul "Lefty" Walther** (1948-49) never lost to Vanderbilt during his career as a Vol. The Covington, Ky., native helped lead Tennessee to a 4-0 record over the Dores, beating VU by an average of 9.8 points.

Ray Mears

Included in **Ray Mears'** legendary pre-game repertoire was the wearing of his Big Orange blazer in Vandy's Memorial Gym. As he strolled around the court before games, Vandy fans would often pelt Mears with oranges. When asked why he never even flinched, Mears replied, "They can't hurt me in my coat of armor."

Tennessee Trends

- **Cuonzo Martin**, in just his fourth season as a college head coach, has defeated two coaches this season who combine to boast five national championships. Connecticut's **Jim Calhoun** has three NCAA titles, and Florida's **Billy Donovan** has won two (UT has beaten Donovan's Gators twice).
- **The Vols have held six of their SEC opponents to 60 or fewer points and own a scoring defense of 61.7 ppg in conference play (3rd in the SEC).**
- In SEC play, the Vols rank second in the league in rebounding (35.7 rpg) and field goal defense (.393) while ranking third in rebounding margin (+3.4).
- Tennessee has outscored 21 of its 30 opponents in the paint in this season.
- **The Vols own a +10.9 scoring margin at home.**
- UT ranks 69th nationally with 4.2 blocks per game. Interestingly, 43.4 percent of UT's blocks are by guards, and 35.7 percent are by freshmen.
- **Trae Golden** ranks fourth in the SEC in assists (4.6 apg) and second in free-throw shooting (.843).
- The Vols are 5-1 this season when Golden records at least seven assists. He has dished out five or more assists 16 times this season.
- **Golden is 52-of-58 from the free-throw line in the last 10 games (.897).**
- **Jeronne Maymon** ranks fifth in the SEC in rebounding (7.9 rpg).
- **Maymon's** .582 field-goal percentage in SEC play would rank second in the league if he met the minimum requirement for makes (5.0 per game).
- Senior guard **Cameron Tatum** has more career games with 10+ points than any other Vol has career starts (44).
- 84.2 percent of junior **Skylar McBee's** career field-goal attempts have been 3-pointers (277-329).
- Tennessee is averaging 14.9 pass deflections per game this season.
- **UT has played nine games against AP top-25 teams — more than any other SEC team.**
- Tennessee's schedule this season includes 11 games against teams in the top 50 of the Sagarin Ratings (updated March 1).

Noting Vanderbilt

In their 13th season under head coach **Kevin Stallings**, the Vanderbilt Commodores are 21-9 (10-5 SEC) and knocked off Florida, 77-67, on senior night at Memorial Gym Tuesday ... **John Jenkins** led all scorers with 22 points, while **Jeffery Taylor** added 18 and **Festus Ezeli** chipped in 11 ... Vanderbilt starts four seniors and is a veteran-laden squad with three projected selections in June's NBA Draft, according to NBADraft.net (**Jenkins** 21st overall; **Taylor** 27th overall; **Ezeli** 50th overall) ... **Jenkins** (20.1 ppg) and **Taylor** (17.4 ppg) rank first and second, respectively, in the SEC in scoring ... **Jenkins** also paces the league and nation in threes made at 4.0 per game ... **Jenkins** has scored in double-digits in 63 consecutive games, 82 in his career. As a team, Vandy ranks eight nationally in 3-point percentage (.402) ... **Interestingly, Vanderbilt did not play a single in-state opponent in non-conference play this season.**

In The Last Game vs. Vanderbilt...

The Vols suffered a 65-47 defeat at Vanderbilt Jan. 24 ... **Jeronne Maymon** led Tennessee with 15 points and eight rebounds ... **Jeffery Taylor** topped the Commodores (15-5, 5-1 SEC) with 23 points and nine rebounds, and **John Jenkins** added 16 points ... Vanderbilt scored the game's first nine points and never looked back as the Vols battled but couldn't cut the deficit below double-figures after the game's first nine minutes ... **Vanderbilt converted 25 Vol miscues into 30 points** ... UT had 10 turnovers in the game's first 10 minutes ... The Vols shot just .353 from the floor and didn't make a 3-pointer until **Josh Richardson** canned one with 6:34 left in the game, finishing 1-of-10 from beyond the arc ... Vanderbilt shot .426 from the floor and made .444 percent from 3-point range (8-of-18) ... During the second half, Vanderbilt led by as many as 27 points as they doubled the Vols at 54-27 on a fastbreak 3-pointer by **Jenkins** with 10:57 left ... That was the largest margin Tennessee trailed by all season ... Vanderbilt led 40-21 at halftime thanks to 49-percent shooting from the floor and holding the Vols to just 29 percent ... It was UT's largest halftime deficit of the season ... Vols head coach **Cuonzo Martin** debuted his version of the legendary orange **Ray Mears** blazer, but it couldn't stir up the magic for Tennessee.

Senior Day

Prior to Saturday's game, seniors **Cameron Tatum** and **Renaldo Woolridge**, along with — redshirt sophomore **Tyler Summitt** — will be honored during a Senior Day ceremony ... Summitt, while not a senior in terms of athletic eligibility, is a senior academically and will graduate with honors in May with a degree in Communications ... Summitt will pursue a graduate assistant position with a collegiate coaching staff next season ... Tatum received his Africana Studies degree in December, and Woolridge is on track to graduate this academic year with a Sociology degree ... Three student managers also will be recognized Saturday: **Zack Horne**, **Victoria Kisluk** and **John Runyan**.

Tatum's Seen Several SEC Coaching Changes

Fifth-year senior **Cameron Tatum** has seen eight head coaching changes in the SEC since he enrolled at Tennessee in 2007.

Martin, Stallings Both On Keady Coaching Tree

Tennessee's **Cuonzo Martin** and Vanderbilt's **Kevin Stallings** are two of several college head coaches who belong to **Gene Keady's** coaching tree:

Head Coach	Current Program
Linc Darner*	Florida Southern College (Div. II)
Steve Lavin	St. John's
Paul Lusk	Missouri State
Alan Major	Charlotte
Cuonzo Martin*	Tennessee
Matt Painter*	Purdue
Kevin Stallings*	Vanderbilt
Bruce Weber	Illinois

* also played for Keady at Purdue

MEDIA INFORMATION

All media requests related to the Tennessee basketball program should be directed to Tom Satkowiak (865-974-7501, tomsid@tennessee.edu).

Media Credentials

Outlets interested in obtaining credentials to cover Tennessee basketball home games must apply for credentials via Sports Systems.

Link: www.sportssystems.com/clients/seccredentials/

Upon visiting the link provided above, applicants must check a box indicating that they agree to the Southeastern Conference's media credentialing terms and conditions for use before selecting "Tennessee men's basketball." Applications for single-game credentials should be submitted at least one week in advance of the game(s) one plans to cover.

Covering Practice

Only select Tennessee basketball practices are open to the media. Contact basketball SID Tom Satkowiak (tomsid@tennessee.edu) for dates and times. See Page 181 of the Tennessee media guide for specific practice coverage guidelines.

Player Interviews

All requests for player interviews must be directed to SID Tom Satkowiak. Please make your requests at least 24 hours in advance. On gamedays, players are not available for interviews until after the game. Under no circumstances are players available for interviews by calling/texting/emailing/Tweeting them directly. Players are instructed not to grant any interviews unless prior arrangements are made through the Media Relations Office.

Media Luncheons

Throughout the season, Cuonzo Martin hosts a weekly media luncheon in the Arena Dining area at Thompson-Boling Arena. Call the Media Relations Office (865-974-7501) for a schedule of the luncheons. The entrance to Arena Dining is located at the north-east corner of the arena off Phillip Fulmer Way.

SEC Coaches Teleconference

The weekly SEC coaches teleconference is scheduled for every Monday Jan. 2 through March 5.

The postseason teleconference is set for Monday, March 12 at 11 a.m. ET. It will feature coaches from all SEC teams participating in the postseason.

All SEC basketball teleconferences can be listened to online at SECsports.com shortly after conclusion.

Order of Appearance (All Times Eastern)

11:00 a.m.	Kevin Stallings, Vanderbilt
11:07 a.m.	Billy Donovan, Florida
11:14 a.m.	Darrin Horn, South Carolina
11:21 a.m.	Mark Fox, Georgia
11:28 a.m.	Trent Johnson, LSU
11:35 a.m.	John Calipari, Kentucky
11:42 a.m.	Cuonzo Martin, Tennessee
11:49 a.m.	Mike Anderson, Arkansas
11:56 a.m.	Anthony Grant, Alabama
12:03 p.m.	Tony Barbee, Auburn
12:10 p.m.	Andy Kennedy, Ole Miss
12:17 p.m.	Rick Stansbury, Mississippi State

SEC Weekly Awards

The SEC names a Player of the Week and Freshman of the Week every Monday during the season. Each week's selections are released for Monday afternoon publication. Nominations for the awards are made each week by the men's basketball SIDs.

SEC Tiebreaker Procedures

With the Vols sitting in a tie for fourth place, here is a breakdown of the SEC's tiebreaker procedures for the SEC Tournament (March 8-11):

Teams should be seeded No. 1 through No. 12 in the SEC Men's Basketball Tournament bracket based upon the final regular-season SEC standings. Teams that finished No. 1 through No. 4 in the final regular season standings shall receive a "bye" on the first day of the SEC Men's Basketball Tournament.

1. Two-Team Tie.

A. Won-lost results of head-to-head competition between the teams.

B. Won-lost record of the two teams versus the No. 1 seed (and proceeding through the No. 12 seed, if necessary).

C. Coin flip by the Commissioner.

2. Three-Team Tie (or more). If two teams remain tied after a tiebreaker provision, the two-team tiebreaker formula will be used.

A. Best winning percentage of games played among the tied teams (Example: Team A is 3-1, Team B is 2-2 and Team C is 1-3 - Team A would be seeded highest, Team B second-highest and Team C lowest of the three).

B. Best winning percentage of the tied teams versus the No. 1 seed (and proceeding through the No. 12 seed, if necessary).

C. If two teams remain, coin flip by the Commissioner.

D. If three or more teams remain, draw by the Commissioner.

Big Orange Looking To Snap Sweep Streak

(say that note headline three times fast) ... The Vols are looking to snap a streak of three straight seasons in which the regular-season series between these two teams was swept ... Tennessee swept the series in 2009 and 2011, while Vanderbilt swept UT in 2010.

UT Has Faced Vandy 21 Times In Finales

Vanderbilt has been Tennessee's opponent 21 times in regular-season finales, and the Vols are 17-4 in those contests ... That includes a 12-1 record in Knoxville.

Thompson-Boling Arena Home Finales

Tennessee is 16-8 in home finales at Thompson-Boling Arena ... 11 of those games were also regular-season finales (like Saturday's game), and the Vols are 7-4 in those contests ... The Big Orange own a 5-1 record in home finales at Thompson-Boling Arena under first-year head coaches.

2011-12 SEC Standings (through March 1)

	SEC	Pct.	H	A	ALL	Pct.	H	A	N	Streak
Kentucky	15-0	1.000	8-0	7-0	29-1	.967	18-0	7-1	4-0	W21
Vanderbilt	10-5	.667	6-2	4-3	21-9	.700	13-5	6-4	2-0	W1
Florida	10-5	.667	6-1	4-4	22-8	.733	14-1	4-7	4-0	L2
Tennessee	9-6	.600	6-1	3-5	17-13	.567	13-3	3-8	1-2	W3
Alabama	9-6	.600	6-2	3-4	20-9	.690	13-3	4-6	3-0	W4
Mississippi State	7-8	.467	5-2	2-6	20-10	.667	14-3	3-6	3-1	W1
Ole Miss	7-8	.467	5-2	2-6	17-12	.586	11-2	4-8	2-2	W2
LSU	7-8	.467	6-2	1-6	17-12	.586	11-4	4-7	2-1	L2
Arkansas	6-9	.400	5-3	1-6	18-12	.600	17-4	1-8	0-0	L1
Auburn	4-11	.267	4-3	0-8	14-15	.483	13-3	1-10	0-2	L3
Georgia	4-11	.267	3-4	1-7	13-16	.448	10-6	2-9	1-1	L1
South Carolina	2-13	.133	2-6	0-7	10-19	.345	9-9	1-8	0-2	L4

Volunteers Dominant On State Circuit

Tennessee State is the only Division I basketball program in the state the Volunteers have not faced since the 2005-06 season ... Over the past seven years, the Vols have played — and beaten — every in-state Division I team except the Tigers ... Those schools include Austin Peay, Belmont, Chattanooga, ETSU, Lipscomb, Memphis, Middle Tennessee, Tennessee Tech, UT Martin and Vanderbilt ... **Dating to 2005-06, UT is 33-10 (.767) against in-state Division I teams.**

RPI Tracker

Tennessee is No. 92 in the official NCAA RPI, which is only updated on Mondays ... In the Sagarin Ratings, which are updated daily, the Vols were listed at No. 66 Thursday, while Vanderbilt was No. 24 ... Tennessee already has three wins over top-50 Sagarin teams: No. 15 Florida (two wins), No. 39 UConn, No. 70 Ole Miss.

Tough Road

Tennessee is one of seven SEC teams that has multiple conference wins this season ... Two SEC teams are still seeking their *first* conference road win.

Vols On Verge Of Modern-Era School Record

Tennessee's scoring defense of 61.7 ppg in SEC play is the program's best in the shot-clock era (1986-present) ... Not since 1968-69 has a UT team stifled league opponents like this year's Vols have ... The Bill Justus led Vols held SEC opponents to just 60.9 ppg in 1969... At that time, the SEC was composed of only 10 teams and the league schedule featured 18 games.

Streak Over Gamecocks Reaches 11 Games

With last Saturday's triumph in Columbia, S.C., Tennessee now owns an 11-game win streak over South Carolina dating to 2007 ... No player on Tennessee's roster has ever experienced losing to the Gamecocks ... This current streak over South Carolina is tied as UT's third-longest win streak over any SEC opponent — including former league members ... The Vols had a 17-game win streak over Mississippi State and a 15-game win streak over Georgia.

Golden's Assist/Turnover Ratio Is Crucial

In Tennessee's wins, point guard **Trae Golden** has a 1.84 assist/turnover ratio ... That number drops to 1.00 in UT's losses.

2011-12 Tennessee Basketball Roster

No.	Name	Pos.	Ht.	Wt.	Cl.	Hometown (Previous School)
2	Galen Campbell	G	6-3	193	Fr.-HS	Knoxville, Tenn. (Fulton HS)
31	Quinton Chievous	G	6-5	201	Fr.-HS	Chicago, Ill. (Notre Dame College Prep)
11	Trae Golden	G	6-1	209	So.-1L	Powder Springs, Ga. (McEachern HS)
20	Kenny Hall	F	6-9	222	Jr.-2L	Stone Mountain, Ga. (Redan HS)
21	Ryan Kilmartin	G	6-5	210	RS-So.-Tr.	Charlotte, N.C. (Appalachian State University)
24	Brandon Lopez	G	6-1	179	Fr.-HS	Knoxville, Tenn. (Austin-East HS)
0	Yemi Makanjuola	C	6-9	244	Fr.-HS	Lagos, Nigeria (Word of God Christian Academy)
34	Jeronne Maymon	F	6-7	265	Jr.-1L	Madison, Wis. (Marquette University)
13	Skylar McBee	G	6-3	199	Jr.-2L	Rutledge, Tenn. (Grainger HS)
52	Jordan McRae	G	6-5	174	So.-1L	Midway, Ga. (Liberty County HS)
25	Dwight Miller	F	6-8	240	Jr.-Tr.	Nassau, Bahamas (Midland [Texas] College)
15	Rob Murphy	F	6-8	230	RS-Jr.-Tr.	Brentwood, Tenn. (Lipscomb University)
1	Josh Richardson	G	6-6	186	Fr.-HS	Edmond, Okla. (Santa Fe HS)
12*	Cory Stanton	G	5-10	175	So.-Tr.	Springfield, Tenn. (Lipscomb University)
5	Jarnell Stokes	F	6-8	250	Fr.-HS	Memphis, Tenn. (Southwind HS)
14	Tyler Summitt	G	6-1	180	RS-So.-Sq.	Knoxville, Tenn. (Webb School)
23	Cameron Tatum	G	6-7	193	RS-Sr.-3L	Lithonia, Ga. (The Patterson School)
4	Wes Washpun	G	6-1	163	Fr.-HS	Cedar Rapids, Iowa (Washington HS)
3	Renaldo Woolridge	F	6-9	215	Sr.-3L	Sherman Oaks, Calif. (Harvard-Westlake HS)

* Sitting out this season per NCAA guidelines for transfer student-athletes

Tennessee Basketball Staff

Head Coach: Cuonzo Martin (Purdue, 2000)

Assistant Coach: Tracy Webster (Wisconsin, 1995)

Assistant Coach: Jon Harris (Marquette, 2002)

Assistant Coach: Kent Williams (Southern Illinois, 2003)

Director of Basketball Operations: Houston Fancher
(Middle Tennessee, 1988)

Student-Athlete Welfare Coordinator: Marco Harris
(Southwestern Oklahoma State, 1994)

Coordinator of Video Scouting: Mark Pancratz
(UW-Milwaukee, 2006)

Athletic Trainer: Chad Newman (Tennessee, 1994)

Strength Coach: Troy Wills (Emory & Henry, 2000)

Pronunciations

Quinton Chievous	CHEE-viss
Yemi Makanjuola	YEH-mee MACK-in-JEW-luh
Cuonzo Martin	KAHN-zo
Jerrone Maymon	juhr-ON MAY-min



Vol's In The NBA

Several former Tennessee basketball standouts now make their living in the NBA ... 2011 Freshman All-America selection **Tobias Harris** was the 19th pick in June's NBA Draft and is now a forward with the Milwaukee Bucks (originally selected by Charlotte; part of three-team draft-day trade) ... Former Vols point guard **C.J. Watson** (2003-06) is in his fifth NBA season and his second with the Chicago Bulls ... Watson helped lead the Bulls to the Eastern Conference Finals last season ... Tennessee All-America performer **Ernie Grunfeld** (1974-77) currently occupies the role of president of the Washington Wizards and previously served in similar capacity with the Milwaukee Bucks and the New York Knicks ... Lastly, Tennessee's all-time leading scorer, **Allan Houston** (1990-93), was recently appointed by the Knicks' front office as general manager of that franchise's NBDL affiliate, the Erie BayHawks ... Tennessee also has two former members of its national-championship-winning dance team currently performing with NBA dance squads (Sierra Gordon with the Golden State Warriors and Emily Bibliowicz with the Orlando Magic).

Nation's Highest-Scoring Coaching Staff

Tennessee's four-man coaching staff scored 5,381 points during their Division I playing days ... That leads all current Division I staffs in the nation (in fact, no other staff combines for more than 5,050 points) ... **Cuonzo Martin** scored 1,666 points at Purdue from 1992-95 ... **Tracy Webster** was a Big Ten contemporary of Martin's, scoring 1,264 at Wisconsin from 1991-94 ... **Jon Harris** tallied 439 points from 1999-2002 while playing alongside Dwyane Wade at Marquette, and **Kent Williams** ended his career as the second-leading scorer in Southern Illinois history with 2,012 points.

Rank	Staff	Points
1.	Tennessee	5,381
2.	Syracuse	5,010
3.	Auburn	4,373
4.	Valparaiso	4,146
5.	Brown	3,915
6.	Kansas	3,834
7.	Duke	3,805
8.	Princeton	3,804
9.	Loyola	3,756
10.	East Carolina	3,712

Includes points scored at Division I institutions only; Also includes current full-time "coaches" only (no support staff)

- ▲ Accounted for 5,381 points, 1,571 rebounds, 1,180 assists, 420 steals and a stellar .445 field-goal percentage
- ▲ Racked up 293 wins, four conference championships and appeared in 14 NCAA Tournament games

ASSOCIATED PRESS POLL

(Updated Feb. 27)

Rank	Team	Record	Points	Prev
1	Kentucky (63)	28-1	1623	1
2	Syracuse (2)	29-1	1562	2
3	Kansas	24-5	1459	4
4	Duke	25-4	1409	5
5	Michigan State	24-5	1372	6
6	North Carolina	25-4	1314	7
7	Missouri	25-4	1253	3
8	Marquette	24-5	1150	10
9	Baylor	24-5	1055	13
10	Ohio State	23-6	1036	8
11	Georgetown	21-6	906	9
12	Murray State	28-1	885	14
13	Michigan	21-8	766	11
14	Wisconsin	21-8	764	16
15	Wichita State	26-4	754	19
16	Florida	22-7	638	12
17	UNLV	24-6	531	21
18	Indiana	22-7	444	23
19	Louisville	22-7	426	17
20	Notre Dame	20-9	357	20
21	San Diego State	22-6	304	24
22	Florida State	19-9	252	15
23	Temple	22-6	158	22
24	Virginia	21-7	142	25
25	Creighton	25-5	140	-

Others receiving votes: Gonzaga 115, Iowa State 80, Saint Mary's 62, New Mexico 60, Drexel 41, Vanderbilt 23, Virginia Commonwealth 9, Long Beach State 8, Brigham Young 6, Harvard 5, Memphis 5, California 3, Purdue 3, Kansas State 2, Southern Miss 2, Alabama 1.

ESPN/USA TODAY POLL

(Updated Feb. 27)

Rank	Team	Record	Points	Prev
1	Kentucky (31)	28-1	775	1
2	Syracuse	29-1	744	2
3	Duke	25-4	690	4
4	Kansas	24-5	683	5
5	Michigan State	24-5	650	6
6	North Carolina	25-4	627	7
7	Marquette	24-5	568	10
8	Missouri	25-4	566	3
9	Murray State	28-1	480	12
10	Baylor	24-5	475	14
11	Ohio State	23-6	470	9
12	Georgetown	21-6	439	8
13	Florida	22-7	354	11
14	Wichita State	26-4	352	19
15	Wisconsin	21-8	341	15
16	Michigan	21-8	306	13
17	UNLV	24-6	281	20
18	Louisville	22-7	202	17
19	Notre Dame	20-9	184	18
20	Indiana	22-7	178	24
21	Saint Mary's	25-5	163	23
22	Florida State	19-9	119	16
23	San Diego State	22-6	111	25
24	Creighton	25-5	80	-
25	Temple	22-6	53	22

Others receiving votes: Gonzaga 48, Drexel 30, Virginia 30, New Mexico 23, Vanderbilt 13, Iowa State 8, Middle Tennessee 8, Long Beach State 6, Kansas State 5, Mississippi State 5, Washington 2, Harvard 1, Memphis 1, Weber State 1, Nevada 1, Virginia Commonwealth 1, California 1.

TRACKING TENNESSEE IN THE POLLS

	Pre	11/14	11/21	11/28	12/5	12/12	12/19	12/26	1/2	1/9	1/16	1/23
AP	NR	NR	NR	NR	NR	NR	NR	NR	NR	NR	NR	NR
Coaches'	NR	NR	NR	NR	NR	NR	NR	NR	NR	NR	NR	NR
	1/30	2/6	2/13	2/20	2/27	3/5	3/12	Final				
AP	NR	NR	NR	NR	NR							
Coaches'	NR	NR	NR	NR	NR							

QUICK FACTS

The Basics

Location: Knoxville, Tenn.
Founded: 1794
Conference: Southeastern
Enrollment: 27,523
Colors: Orange & White
Nickname: Volunteers
Mascot: Smokey
Band: Pride of the Southland
Chancellor: Dr. Jimmy G. Cheek
Faculty Representative: Dr. Dan Murphy
Vice Chancellor/Director of Athletics: Dave Hart
Athletic Department Phone: 865-974-1220
Ticket Office Phone: 1-800-332-8657

Court Facts: Thompson-Boling Arena

Capacity: 21,678
Record in Arena: 293-103 (.740), 25th season
Largest Crowd: 25,610 vs. Kentucky (1/21/89)
at current capacity: 22,326 vs. Gonzaga (1/7/09)

History

First Year of Basketball: 1908-09
All-Time Record: 1,507-958-2 (.611)
NCAA Tournament Appearances: 19 (1967, 76, 77, 79, 80, 81, 82, 83, 89, 98, 99, 00, 01, 06, 07, 08, 09, 10, 11)
Last NCAA Opponent: Michigan (3/18/11)
Result: L, 75-45
National Invitation Tournament Appearances: 11 (1945, 69, 71, 84, 85, 88, 90, 92, 96, 03, 04)
Last NIT Opponent: at George Mason (3/17/04)
Result: L, 58-55

Team Information

2010-11 Overall Record: 19-15
Home / Away / Neutral: 10-8 / 5-4 / 4-3
SEC Record: 8-8
Home / Away / Neutral: 3-5 / 5-3 / 0-0
SEC Finish: 5th East
Final Ranking (AP / USA Today): NR / NR
Starters Returning / Lost: 1 / 4
Letterwinners Returning / Lost: 6 / 5
Scholarship Newcomers: 5 (3 walk-ons)

Coaching Staff

Head Coach: Cuonzo Martin (Purdue, 2000)
Record at Tennessee: 17-13 (1st Year)
Career Record: 78-54 (4th Year) .591 Pct.
Basketball Office Phone: (865) 974-1206
Basketball Office Fax: (865) 974-0097
Assistant Coach: Tracy Webster (Wisconsin, 1995)
Assistant Coach: Jon Harris (Marquette, 2002)
Assistant Coach: Kent Williams (Southern Illinois, 2003)
Director of Basketball Operations: Houston Fancher (Middle Tennessee, 1988)
Student-Athlete Welfare Coordinator: Marco Harris (Southwestern Oklahoma State, 1994)
Coordinator of Video Scouting: Mark Pancratz (UW-Milwaukee, 2006)
Athletic Trainer: Chad Newman (Tennessee, 1994)
Strength Coach: Troy Wills (Emory & Henry, 2000)

Media Relations

Basketball SID: Tom Satkowiak (Tennessee, 2002)
Office: 865-974-7501 **Cell:** 865-696-2897
E-mail: tomsid@utk.edu **Twitter:** @TomSatkowiak
Media Relations Fax: 865-974-1269
Press Row Phone: 865-974-0110

SID Mailing Address: **Overnight Address:**
P.O. Box 15016, 1720 Volunteer Blvd.
Knoxville, TN 37901 Room 255
Knoxville, TN 37996

Backcourt Trio Key To Tennessee's SEC Results

In Tennessee's nine SEC wins, the backcourt trio of **Trae Golden**, **Skylar McBee** and **Jordan McRae** combines to average 35.2 points ... But in the Vols' six SEC losses, that trio averages only 14.5 ppg.

Offensive Outbursts Outlawed by Vols

Tennessee's SEC opener vs. 13th-ranked Florida on Jan. 7 was a "revelation game" for the Vols, so to speak, as that is when **Cuonzo Martin's** team finally realized what could result from 40 minutes of max-effort defense ... Prior to that game, the Vols had allowed four different opposing players to score 24 or more points ... **But since Jan. 7, no opposing players have managed more than 23 points.**

Maymon's Making 'Em

In SEC play, **Jerome Maymon** is shooting .582 from the floor ... If he met the SEC's minimum requirement for makes per game (5.0; he makes 4.73), he would rank second in the league in field-goal percentage during SEC play behind national POY candidate **Anthony Davis**.

Dramatic Player Development

Several players have benefited from the hands-on approach of Tennessee's first-year coaching staff ... Here are some points-per-minute and field-goal percentage breakdowns:

SCORING	2011 PPM	2012 PPM	% Increase
Trae Golden	0.23	0.42	+82.6%
Jerome Maymon	0.29	0.46	+58.6%
Skylar McBee	0.24	0.31	+29.2%
Jordan McRae	0.34	0.43	+26.5%

FG PERCENTAGE	2011 FG%	2012 FG%	% Increase
Trae Golden	.293	.441	+14.8%
Jerome Maymon	.471	.562	+9.1%
Renaldo Woolridge	.353	.427	+7.4%

Hall Suspended Indefinitely

Head coach **Cuonzo Martin** announced shortly before Tennessee's home game against Arkansas Feb. 15 that junior forward **Kenny Hall** has been suspended indefinitely for conduct detrimental to the team ... A native of Stone Mountain, Ga., Hall had appeared in all 25 games for the Vols to that point, with 16 starts ... **He has missed the last five games** ... The team's leading shot blocker (1.0 bpg), Hall was averaging 6.2 points and 4.5 rebounds in 20.2 minutes per game.

Last Game Recap: at LSU

the Vols rallied from a 15-point deficit to win at LSU, 74-69 in overtime, Wednesday night ... Freshman **Jarnell Stokes** scored a career-high 18 points, making 9-of-10 shots from the floor ... Junior **Jerome Maymon** tallied 14 for his 11th game in a row in double figures ... Rallying from 15 down marked UT's largest comeback of the season ... The road win in overtime marked the first time the Vols won a road OT game since Jan. 19, 2005 at Florida (83-76) ... **Trae Golden's** 3-point play with 1:27 left in overtime gave the Vols a 66-63 lead ... LSU's **Johnny O'Bryant III** came back with a lay-up with 1:04 left in OT to cut the score to 66-65 ... **Cameron**

Tatum's runner put the Vols up 68-65 with 34 seconds left in OT ... Tigers center **Justin Hamilton** launched a 3-pointer with 17 seconds left, but it came up short and Golden grabbed the rebound and made a pair of free throws for a Vols' 70-65 lead with 16.8 left in OT ... Golden made six free throws in the final 16.8 seconds to seal the win ... Tennessee kept LSU without a field goal for a span of 7:33 to end regulation until O'Bryant's basket 3:56 into overtime (3:37 of regulation until 1:04 OT) ... Tatum gave Tennessee its first lead of the game as he opened the overtime with a 3-pointer to put UT up 63-60 ... The Vols battled from behind for 36 minutes to finally tie the game in the final minutes of regulation ... LSU was led by Hamilton, who scored 17 points.

10 For McBee = Win For Tennessee

Tennessee is 10-0 this season when junior guard **Skylar McBee** scores in double figures ... McBee has started each of the last five games and has scored in double figures five time in the last seven games ... The Vols are 7-2 when McBee makes at least three 3-pointers.

Shuffling The Starters

After using the same starting five for each of the first 14 games this season (Golden, McRae, Tatum, Maymon, Hall), Tennessee has used five different starting lineups in the last 16 games ... Senior guard **Cameron Tatum** and junior forward **Jerome Maymon** are the only Vols to start all 30 games this season ... UT is undefeated in games in which Martin debuts a new starting five.

McRae On Hot Streak; Could Lead Vols In Blocks

Sophomore guard **Jordan McRae** has come off the bench to score in double figures in six of UT's last 10 games after totaling just 10 points in the previous five games ... McRae has 24 blocks on the year, trailing only suspended forward Kenny Hall (25) ... Should McRae pass Hall, McRae would become the first guard to lead the Vols in total blocks since Tennessee began keeping the stat in 1977.

Ranked Opponents A Rocky Top Regularity

Tennessee has played an SEC-high nine games against AP top-25 teams this season ... The Vols played nine games vs. ranked teams last season and 10 games against ranked teams in 2009-10 ... **Since Nov. 23, 2009, Tennessee has played 28 games against top-25 teams, winning 11.**

Comparing Tennessee's Wins & Losses

The starkest statistical differences between UT's wins and losses are found in the team's field-goal percentage defense and 3-point shooting.

Wins	Category	Losses
.486	Field Goal Pct.	.399
.384	Field Goal Pct. Defense	.455
.414	3-Point Pct.	.289
.345	3-Point Pct. Defense	.346
+5.1	Rebounding Margin	+0.8
15.1	Assists Per Game	10.3

Positive Paint Production

Tennessee has outscored 21 of its 30 opponents in the paint this season ... The Vols average 28.5 points in the paint per game while allowing 24.3... Memphis (twice), Kentucky (twice), Arkansas, Alabama and UNC Greensboro are the teams who outscored UT in the paint thus far ... ETSU and Georgia each matched the Vols' total for paint scoring this season.

Stokes Plays His Best Against The Best

Jarnell Stokes' best games this season have come against teams whose rosters feature some of the top projected picks in June's NBA Draft ... In his college debut against No. 2 Kentucky on Jan. 14, Stokes made his first four field goals and totaled nine points and four rebounds off the bench against a Wildcats frontcourt that features projected top overall pick **Anthony Davis** and projected No. 18 pick **Terrence Jones** ... And in Tennessee's win over No. 13 UConn on Jan. 21, Stokes erupted for a double-double with a team-high 16 points and 12 rebounds — resulting in SEC Freshman of the Week honors — against projected No. 2 overall pick **Andre Drummond** and another projected pro in **Alex Oriahki**.

VOLS IN SEC STATISTICS

ALL GAMES

Trae Golden

Scoring	13.3 ppg	14th
Assists	4.6 apg	4th
FT Percentage	.843	2nd
Assist/Turnover	1.5	8th

Jerome Maymon

Scoring	12.6 ppg	16th
Rebounding	7.9	5th
Off. Rebounds	2.8	7th

Skylar McBee

3-Ptrs Made	1.8 pg	11th
-------------	--------	------

Cameron Tatum

Assists	2.5 apg	14th
---------	---------	------

SEC GAMES

Trae Golden

Scoring	127 ppg	15th
Assists	3.8 apg	6th
FT Percentage	.891	1st
Assist/Turnover	1.1	12th

Jerome Maymon

Scoring	14.3 ppg	T-10th
Rebounding	7.9	5th
Off. Rebounds	2.3	T-12th
Def. Rebounds	5.7	5th

Jarnell Stokes

Rebounding	6.6	11th
Off. Rebounds	2.4	9th

Jarnell Stokes Timeline

New enrollee **Jarnell Stokes**, a 6-8, 250-pound power forward from Memphis, Tenn., has made a quick impact with the Vols:

Dec. 22	Graduated from Memphis' Southwind HS
Dec. 23	Signed with Tennessee
Jan. 7	Turned 18-years-old (sat on UT bench for Florida win)
Jan. 8	Moved to Knoxville and into UT's Gibbs Hall
Jan. 9	Practiced with the Vols for the first time
Jan. 12	Received final eligibility clearance
	Dressed at Mississippi State but did not play
Jan. 14	Made debut vs. No. 2 Kentucky; Had 9 pts off the bench
Jan. 18	Had 11 points and eight rebounds off the bench at UGA
Jan. 20	Local retailer started selling a Stokes-themed t-shirt
Jan. 21	Started vs. No. 13 UConn; Had 16 points, 12 rebounds
Jan. 24	Had 10 rebounds, six points in first road start (Vandy)
Feb. 7	Sprained right wrist during practice
Feb. 8	Dressed but did not play vs. South Carolina
Feb. 11	Played 11 minutes off the bench in the win at Florida
Feb. 15	Had 10 points vs. Arkansas; His fourth 10+ point game
Feb. 29	Scored career-high 18 points on 9-10 shooting at LSU

Tatum Joins 1,000-Point Club

Senior **Cameron Tatum** drained a 3-pointer from the right wing Feb. 8 against South Carolina to become the 44th member of Tennessee's 1,000-Point Club ... The Lithonia, Ga., native averages 7.8 ppg in 134 career games as a Vol.

Tatum Second On Tennessee's Games Played List

Senior **Cameron Tatum** also is rapidly ascending Tennessee's all-time games played list ... **Tatum has seen action in 134 contests during his career, ranking second in program history** ... His former teammate, Wayne Chism, owns the school record with 142 games played from 2007-10.

Tatum Reaches 200 Career Assist Mark

Cameron Tatum recorded his 200th career assist Jan. 31 at Kentucky ... He is just the 16th player in school history to have 1,000 points and 200 assists.

Tatum Approaching Top 10 In 3-Pointers Made

Senior **Cameron Tatum** has made 149 3-pointers in his career, which puts him three makes shy of tying **Lang Wiseman** (152 from 1990-93) for 10th place on UT's all-time list ... Current Chicago Bulls point guard **C.J. Watson** (2003-06) ranks ninth in school history with 165 3-pointers made.

Vols Offense Powered By The Peach State

Tennessee has three contributors from the state of Georgia, and those three Vols—**Trae Golden**, **Jordan McRae** and **Cameron Tatum**—account for 43.9 percent of the team's total scoring (30.3 ppg) ... Golden, McRae and Tatum also account for 65.7 percent of UT's assists (257 of 391, or 8.6 apg).

TBA Rims Providing Friendly Bounce

At home this season, Tennessee is shooting .468 as a team ... And nine of UT's top 11 scorers this season are shooting better than .420 on Rocky Top ... **Jeronne Maymon** (.640) and **Jarnell Stokes** (.590) have the team's best field-goal percentage in home games ... Even UT's guards are shooting at a high level at home: **Trae Golden** (.460), **Skylar McBee** (.435), **Josh Richardson** (.467).

Vols Faced 16 2012 NBA Draft Picks In January

According to the website NBADraft.net, Tennessee faced 16 players—**just during the month of January**—who are projected to be selected in June's NBA Draft ... Put another way: last month, the Vols opposed 27 percent of this summer's draftees ... To see the complete list, visit: nbadraft.net/2012mock_draft

Golden Distribution Breakdown

Point guard **Trae Golden** has 137 assists this season and is fourth in the SEC with 4.6 apg ... His assists have led directly to 331 Tennessee points, or 16.0 percent of the team's points this season ... Golden's assists have generated 67 points for **Jordan McRae**, 66 points for **Jeronne Maymon**, 57 points for **Skylar McBee** and 53 points for **Cameron Tatum** ... 59 of Golden's 137 assists have led directly to 3-point baskets.

Gene Tormohlen Named UT's SEC Legend

Former Vols center **Gene Tormohlen** (1956-59) has been selected as Tennessee's SEC Legend and will be honored as such at the SEC Tournament ... Tormohlen was a 1959 Converse first-team All-America performer and a two-time consensus first-team All-Southeastern Conference honoree ... Considered Tennessee's first accomplished big man, he holds virtually all Tennessee's career (1,113 rebounds; 16.9 rpg) and single-season (384 rebounds in 1957-58; 17.7 rpg in 1958-59) rebounding records ... Tormohlen led UT in scoring two seasons and finished his Big Orange career with 1,020 points ... He was drafted by Syracuse in the second round of the 1959 NBA Draft ... After playing nine seasons professionally, he spent 12 seasons as an assistant coach in the NBA and was an NBA scout for several years after that (most recently for the Los Angeles Lakers) ... A native of Holland, Ind., Tormohlen is a member of the Indiana Basketball Hall of Fame.

Schedule Loaded With League Favorites

The Vols' went 3-5 against teams that were picked to win their respective conference this season:

Team	Conference	Result
Austin Peay	Ohio Valley Conference	L, 74-70
Chattanooga [^]	Southern Conference	W, 76-63
Connecticut	Big East Conference	W, 60-57
Kentucky (2 games)	Southeastern Conference	L, 65-62 / L, 69-44
Memphis (2 games)	Conference USA	L, 99-97 / L, 69-51
UNC Asheville	Big South Conference	W, 72-68

[^] Picked to win SoCon's North Division

MEDIA CENTER

Use your smartphone to scan this code and visit Tennessee's online media center, which includes game notes, video highlights and links to the PDF media guide, RPI, current polls and more.



STATISTICAL BREAKDOWN

▲ HUSTLE & HEART STATS

Game	Points In The Paint	Points Off Turnovers	2nd-Chance Points	Fast-Break Points	Charges Drawn	Passes Deflected
UNC Greensboro	24	16	5	11	1	19
ULM	34	21	15	16	2	16
vs. No. 6 Duke	40	7	10	8	1	21
vs. No. 8 Memphis	44	12	29	4	1	23
vs. Chaminade	32	18	8	15	0	16
at Oakland	30	9	19	2	0	9
No. 17 Pittsburgh	36	10	4	8	0	10
Austin Peay	42	20	21	12	2	14
at Coll. of Charleston	28	16	11	8	0	13
UNC Asheville	32	12	18	8	4	15
ETSU	28	22	9	12	1	13
The Citadel	42	17	21	16	2	14
Chattanooga	26	14	14	8	3	16
at Memphis	22	17	6	12	3	21
No. 13 Florida	32	14	9	7	4	20
at No. 20 Mississippi State	32	8	8	20	1	8
No. 2 Kentucky	28	11	11	4	4	16
at Georgia	28	8	5	4	3	17
No. 13 UConn	22	11	4	2	0	14
at Vanderbilt	28	10	8	0	1	7
Auburn	26	9	12	6	1	13
at No. 1 Kentucky	16	7	8	2	3	13
Georgia	16	4	0	12	0	8
South Carolina	12	12	13	2	1	15
at No. 8 Florida	36	21	17	0	2	15
Arkansas	30	26	6	6	0	23
at Alabama	18	13	6	2	1	18
Ole Miss	36	20	8	8	22	10
at South Carolina	34	19	7	14	1	14
at LSU	32	3	2	2	1	16
Vanderbilt						

Vols Enjoying World-Class Facilities

The University of Tennessee has invested more than \$40 million into its basketball facilities since the end of the 2006-07 campaign ... Prior to the 2007-08 season, UT added a basketball-only practice facility and began the first phase of renovations to Thompson-Boling Arena ... The \$19 million first phase of renovations included the addition of 32 luxury suites that are located in the existing north balcony, a loge area just below the luxury suites that includes 166 side court seats, new seats for the entire arena, a \$3 million center-hung scoreboard and concourse refurbishments, such as graphics and other amenities ... **The renovations took Thompson-Boling's capacity down from 24,535 to 21,678** ... The Vols' state-of-the-art basketball practice facility, Pratt Pavilion, houses two full-size gymnasiums, one for each of the men's and women's basketball teams, as well as an athletic training room, weight room and film-study room ... Prior to the 2010-11 season, a pedestrian bridge was constructed leading from the G-10 parking garage to the arena, an elevator was added at the arena's northwest end as a customer service amenity and new exterior signage was installed on the building's facade ... The UT athletics department renovated the men's and women's basketball offices at the arena during the 2010-11 campaign, creating a new and impressive "front door" for the basketball programs ... And **new to Thompson-Boling Arena this year is a 360-degree LED ribbon board that runs along the bottom of the upper deck.**

Legends In The Rafters

Four Tennessee basketball legends are memorialized with banners in the Thompson-Boling Arena rafters ... During a halftime ceremony on March 1, 2006, banners honoring longtime head coach **Ray Mears** (1962-77) and beloved radio "Voice of the Vols" **John Ward** (1964-99) were unveiled ... The UT men's basketball program had never retired a jersey prior to the 2006-07 season, but after nearly 100 years of hardwood history, **Bernard King** (1975-77) was the first player to earn that distinguished honor ... King's No. 53 jersey was officially retired during a halftime ceremony at the Feb. 13, 2007, home game against Kentucky (UT won 89-85) ... Then on March 2, 2008, **Ernie Grunfeld** (1974-77) became the second UT player to receive the ultimate honor, when his No. 22 jersey was unveiled in the rafters during halftime of Tennessee's 63-60 victory over Kentucky ... **Allan Houston** (1990-93) became the third such honoree at March 6, 2011, game against Kentucky.

Tennessee Season-Ticket Sales at 13,200+

Tennessee sold more than 13,200 season-ticket packages for the 2011-12 season, Cuonzo Martin's debut campaign on Rocky Top ... **The Vols' current total of season-ticket sales exceeds the capacity of five SEC arenas** (Ole Miss [capacity 9,061], Auburn [9,121], Mississippi State [10,500], Georgia [10,523] and Florida [12,000]).

Thompson-Boling Arena Turns 25-Years-Old

The 2011-12 campaign marks Tennessee's 25th season of basketball in Thompson-Boling Arena ... To commemorate the anniversary, the Volunteers have highlighted great moments in TBA history on this year's tickets ... Promotions at UT home games will look back on the great players and plays in the facility's history ... The Vols are 293-103 (.740) all-time in Thompson-Boling Arena, and the venue has hosted 73 men's games for which the attendance exceeded 20,000 ... In total, TBA has hosted more than 6.2 million fans for UT men's games.

Friendly Confines

In 2010, **Cuonzo Martin's** Missouri State team tied Kansas for the national Division I lead in home wins with 19 ... And Missouri State's average home attendance increased more than 1,350 fans per game during Martin's tenure there ... Those figures make for a tremendously exciting outlook of what his future teams could accomplish in the friendly (and rabid) confines of Thompson-Boling Arena (21,678 capacity).

Vols Among Nation's "Most Valuable" Programs

In the spring of 2010, the Tennessee men's basketball program was included on Forbes.com's list of the 20 "most valuable" college basketball programs in the country ... The figures showed UT hoops with a *value* of \$14.1 million and a *profit* of \$8.6 million in 2009-10.

Vols Currently Sixth Nationally In Attendance

The Volunteers currently rank sixth nationally with an average home attendance of 17,114 ... The top four are: Kentucky, Syracuse, Louisville and North Carolina (through March 1).

Rank	School	Avg. Home Att.
1.	Kentucky	23,721
2.	Syracuse	23,085
3.	Louisville	21,503
4.	North Carolina	20,159
5.	Wisconsin	17,178
6.	Tennessee	17,114
7.	Memphis	16,689
8.	Ohio State	16,510
9.	Kansas	16,300

Tennessee Stands Alone

Tennessee is the only Division I school ever to rank in the top five nationally in attendance for football, men's basketball and women's basketball in the same year ... UT accomplished that feat for the eighth time in 2010-11.

Home Crowds of 20,000 Nothing New For Vols

Tennessee has played in front of 47 home crowds of 20,000 or larger dating to the 2005-06 season ... The crowd of 22,326 for the 2009 Gonzaga game marked the largest at Thompson-Boling Arena since capacity was reduced from 24,535 to 21,678 prior to the 2007-08 campaign ... Tennessee also has hosted ESPN College GameDay



The Volunteers At Thompson-Boling Arena

Thompson-Boling Arena is hosting its 25th season in 2011-12 ... The Vols have won nearly 75 percent of their games in Thompson-Boling Arena and have ranked in the top 10 nationally in attendance 11 times, including an active streak of five consecutive seasons in which UT has ranked in the top five.

- Tennessee is 293-103 (.740) in 25 seasons in Thompson-Boling Arena.
- Since the 1998 season, the Vols are 193-44 (.814) in Thompson-Boling Arena.
- The Vols are 89-30 against SEC teams at home over the last 11 seasons.
- Tennessee has won 37 of its last 47 SEC games at Thompson-Boling Arena.
- UT has won 111 of its last 125 home games against non-conference opponents.
- Tennessee finished both the 2006-07 and 2007-08 seasons with a 16-0 home record.
- The Vols have won each of their last four home games against the defending national champion.
- *Sporting News* recently tabbed Thompson-Boling Arena the "best homecourt advantage" in the Southeastern Conference for three consecutive years.

Last Time A Tennessee Player...**Scored 40 Points:** 43 by Allan Houston vs. LSU (2/10/90)**Scored 35 Points:** 35 by Chris Lofton vs. Texas (12/23/06)**Scored 30 Points:** 32 by Jeronne Maymon vs. Memphis (11/22/11)**Scored 25 Points:** 29 by Trae Golden vs. Chattanooga (1/2/12)**Scored 30 Or More Points In Back-To-Back Games:**

Chris Lofton with 34 vs. Memphis (12/6/06) and 32 vs. Western Kentucky (12/16/06)

Scored 25 or More Points in Back-To-Back Games:

Jordan McRae with 25 vs. Oakland (11/28/11) and vs. 25 vs. Chaminade (11/23/11)

Grabbed 20 Rebounds: 20 by Jeronne Maymon vs. Memphis (11/22/11)**Grabbed 15 Rebounds:** 19 by Jeronne Maymon vs. Auburn (1/28/12)**Made 15 Field Goals:** 15 (15-19) by Dyron Nix vs. Tennessee Tech (11/25/88)**Made 10 Field Goals:** 11 (11-17) by Trae Golden vs. Chattanooga (1/2/12)**Attempted 25 Field Goals:** 27 (14-27) by Allan Houston vs. LSU (2/10/90)**Attempted 20 Field Goals:** 20 (8-20) by Scotty Hopson vs. Vanderbilt (1/15/11)**Made 8 3-pointers:** 8 (8-20) by Chris Lofton vs. North Carolina A&T (11/27/07)**Made 7 3-pointers:** 7 (7-13) by Chris Lofton vs. Georgia (1/26/08)**Made 6 3-pointers:** 6 (6-7) by Scotty Hopson vs. UNC Asheville (11/17/09)**Attempted 15 3-pointers:** 15 (6-15) by Chris Lofton at Vanderbilt (2/26/08)**Attempted 10 3-pointers:** 11 (5-11) by Skylar McBee vs. Chattanooga (1/2/12)**Made 15 Free Throws:** 16 (16-17) by Jeronne Maymon vs. Memphis (11/22/11)**Made 10 Free Throws:** 16 (16-17) by Jeronne Maymon vs. Memphis (11/22/11)**Attempted 20 Free Throws:** 23 (22-23) by Bill Justus vs. Ohio (3/17/69)**Attempted 15 Free Throws:** 17 (16-17) by Jeronne Maymon vs. Memphis (11/22/11)**Had 15 Assists:** 15 by Fred Jenkins vs. Georgia (2/28/87)**Had 10 Assists:** 11 by Trae Golden vs. ULM (11/16/11)**Had 6 Steals:** 6 by Wayne Chism vs. Auburn (1/14/10)**Had 5 Steals:** 5 by Jordan McRae vs. Chaminade (11/23/11)**Had 5 Blocks:** 5 by John Fields vs. LSU (1/26/11)**Played Every Minute Of A Game:** 40 minutes by C.J. Watson vs. Auburn (3/14/03)**Converted A 4-Point Play:** Skylar McBee vs. Vanderbilt (1/15/11)**Hit A Shot At The Buzzer To Send A Game To Overtime:**

Terrence Woods hit a 27-foot 3-pointer as time expired to tie the game 63-63. Tennessee won 68-67 in overtime at South Carolina (2/27/01).

Hit A Shot At The Buzzer To Win A Game: Brian Williams grabbed an offensive rebound off a Tobias Harris missed 3-pointer and sank a four-footer just off the right block at the buzzer to give Tennessee a 59-57 win at Georgia (1/18/11).**Hit A Closing-Seconds Shot To Win A Game:** Scotty Hopson sank a game-winning field goal with his foot on the 3-point line in UT's 61-60 victory over Florida (1/31/10).**Had A Triple-Double:** Tyler Smith (12 points, 10 rebounds, 10 assists) vs. UNC Asheville (12/3/08)
*The only triple-double in UT basketball history***Last Time Tennessee...****Scored 110 Points:** 124 vs. UNC Asheville (11/17/09)**Scored 105 Points:** 105 vs. East Carolina (11/20/09)**Scored 100 Points:** 104 vs. Memphis (1/5/11)**Allowed 100 Points:** 105 vs. Texas (12/23/06, OT)**Scored 60 Points in a Half:** 62 (2nd half) vs. East Carolina (11/20/09)**Did Not Score 20+ Points in a Half:** 19 (2nd half) vs. Kentucky (1/31/12)**Grabbed 55 Rebounds:** 58 vs. UT Martin (11/18/08)**Grabbed 50 Rebounds:** 53 vs. Auburn (1/28/12)**Made 40 Field Goals:** 40 (40-70) vs. East Carolina (11/20/09)**Attempted 90 Field Goals:** 91 (38-91) vs. LSU (2/10/90)**Attempted 80 Field Goals:** 80 (30-80) vs. College of Charleston (12/31/10)**Attempted 75 Field Goals:** 80 (30-80) vs. College of Charleston (12/31/10)**Made 15 3-pointers:** 16 (16-29) vs. UNC Asheville (11/17/09)**Made 10 3-pointers:** 13 (13-39) vs. Chattanooga (1/2/12)**Attempted 35 3-pointers:** 39 (13-39) Chattanooga (1/2/12)**Attempted 30 3-pointers:** 39 (13-39) Chattanooga (1/2/12)**Made 45 Free Throws:** 45 (45-60) vs. George Washington (12/28/00)**Made 40 Free Throws:** 45 (45-60) vs. George Washington (12/28/00)**Attempted 55 Free Throws:** 60 (45-60) vs. George Washington (12/28/00)**Had 30 Assists:** 34 vs. UNC Asheville (11/17/09)**Had 25 Assists:** 26 vs. North Carolina A&T (12/23/09)**Had 20 Steals:** 21 vs. North Carolina A&T (12/23/09)**Had 15 Steals:** 15 at Vanderbilt (2/22/11)**Had 12 Blocks:** 14 vs. Virginia (12/19/00)**Faced a 20-Point Deficit:** Trailing by 25 at Kentucky (1/31/12)**Overcame a 15-Point Halftime Deficit To Win:** Trailing 35-50 at halftime, won 111-105 in overtime vs. Texas (12/23/06)**Overcame a 10-Point Halftime Deficit To Win:** Trailing 35-24 at halftime, won 74-69 in OT at LSU (2/29/12)**Did Not Make A 3-Pointer:** 0 (0-8) vs. Duke (11/21/11)
*23 games since, previously 461 consecutive games with at least one 3-pointer (last with 0 was vs. Wofford (2/1/97))***Had Six Players Score In Double Figures in Same****Game:** Jarnell Stokes (10), Jeronne Maymon (12), Trae Golden (13), Skylar McBee (12), Cameron Tatum (11), Jordan McRae (14) vs. Arkansas (2/5/12)**Had Seven Players Score In Double Figures in Same****Game:** Vincent Yarbrough (18), Charles Hathaway (12), Harris Walker (12), Marcus Haislip (12), Isiah Victor (11), Tony Harris (11), Terrence Woods (11) vs. East Tennessee State (11/19/00)**Had Two Players Record Double-Doubles in Same****Game:** Trae Golden (17 pts, 11 assists) and Jeronne Maymon (11 pts, 11 rebs) vs. LMU (11/16/11)**Tennessee Did Not Have A Player Score in Double****Figures:** vs. Cincinnati (1/8/92)
*643 consecutive games since***Opponent Did Not Have A Player Score in Double****Figures:** vs. Middle Tennessee (11/20/07)**Had Three Players Score 20+ Points in Same Game:**

Chris Lofton (26), JaJuan Smith (23) and Tyler Smith (23) vs. Florida (2/5/08)

Tennessee Player Made SportCenter's Top 10: Jordan

McRae vs. Ole Miss (2/22/12)

Tennessee Player was Called for a Technical Foul: Wes

Washpun at Florida (2/11/12)

Tennessee Player was Ejected: Yemi Makanjuola (type-

2 flagrant foul) at Vanderbilt (1/24/12)

Tennessee Head Coach was Called for a Technical Foul:

Bruce Pearl vs. Florida (3/11/11)

Tennessee Head Coach was Ejected: Bruce Pearl vs.

College of Charleston (12/31/10)



Jeronne Maymon posted the sixth 30-point, 20-rebound performance in program history in a double-overtime loss vs. No. 8 Memphis in the Maui Invitational (11/22/11).

Record:	Overall	Home	Away	Neutral
All Games	17-13	13-3	3-8	1-2
Conference	9-6	6-1	3-5	0-0
Non-Conference	8-7	7-2	0-3	1-2

Date	Time	Opponent	Score	Attendance	High Points	High Rebounds	High Assists
Nov. 11	7 p.m.	1-UNC Greensboro (FS South)^	W, 92-63	17,483	29 Golden	8 Woolridge	9 Golden
Nov. 16	7 p.m.	ULM	W, 85-62	14,751	17 Golden	11 Maymon	11 Golden
Nov. 21	5:30 p.m.	2-vs. No. 6 Duke (ESPN2)^	L, 77-67	2,400	14 Maymon	12 Maymon	4 Tatum
Nov. 22	2 p.m.	2-vs. No. 8 Memphis (ESPN2)^	L, 99-97 2OT	2,400	32 Maymon	20 Maymon	7 Golden
Nov. 23	2:30 p.m.	2-vs. Chaminade (ESPN)^	W, 86-60	2,400	25 McRae	7 Makanjuola	7 Golden
Nov. 28	9 p.m.	at Oakland (ESPN)	L, 89-81	3,755	25 McRae	6 Maymon	3 McRae, Tatum, Washpun
Dec. 3	5:15 p.m.	3-No. 17 Pittsburgh (ESPN)	L, 61-56	17,249	13 Tatum	12 Hall	6 Golden
Dec. 10	Noon	Austin Peay (CSS)	L, 74-70	14,692	18 Maymon	10 Hall	4 Golden
Dec. 14	9 p.m.	at College of Charleston (ESPN2)	L, 71-65	5,137	19 McRae	8 Maymon	5 Golden
Dec. 20	7 p.m.	UNC Asheville (SportSouth)	W, 72-68	15,324	17 Tatum, Woolridge	13 Maymon	5 Golden
Dec. 23	7 p.m.	ETSU	W, 66-63	16,044	13 Tatum	8 Hall	6 Golden
Dec. 29	7 p.m.	The Citadel (SportSouth)	W, 86-55	16,245	18 Makanjuola	11 Makanjuola	5 Golden
Jan. 2	7 p.m.	Chattanooga (SportSouth)	W, 76-63	15,239	29 Golden	10 Maymon	6 Tatum
Jan. 4	8 p.m.	Memphis (Fox Sports Net)	L, 69-51	18,334	22 Golden	9 Maymon	3 Golden
Jan. 7	11 a.m.	No. 13 Florida* (ESPN2)^	W, 67-56	17,689	13 Hall	7 Maymon	7 Golden
Jan. 12	9 p.m.	at No. 20 Miss. State* (ESPN2)^	L, 62-58	8,148	20 Golden	6 Makanjuola	4 Golden
Jan. 14	Noon	No. 2 Kentucky* (ESPN)^	L, 65-62	21,679	16 Tatum	10 Maymon	6 Golden
Jan. 18	8 p.m.	at Georgia* (SEC Network)^	L, 57-53 OT	7,307	16 Golden	8 Maymon, Stokes	2 Golden, Tatum
Jan. 21	4 p.m.	No. 13 Connecticut (CBS)	W, 60-57	21,114	16 Stokes	12 Stokes	6 Golden
Jan. 24	7 p.m.	at Vanderbilt* (ESPN)	L, 65-47	14,316	15 Maymon	10 Stokes	2 Richarddson, Washpun
Jan. 28	6 p.m.	Auburn* (ESPN2)^	W, 64-49	19,024	15 Maymon	19 Maymon	2 By four
Jan. 31	7 p.m.	at No. 1 Kentucky* (ESPN)	L, 69-44	24,359	17 Woolridge	6 Stokes	3 Tatum
Feb. 4	8 p.m.	Georgia* (Fox Sports Net)^	W, 73-62	19,379	16 Golden	9 Stokes	5 Golden
Feb. 8	8 p.m.	South Carolina* (SEC Network)^	W, 69-57	14,784	18 McBee	10 Hall	4 Golden, Tatum
Feb. 11	4 p.m.	at No. 8 Florida* (SEC Network)^	W, 75-70	12,249	17 Golden	11 Maymon	7 Golden
Feb. 15	8 p.m.	Arkansas* (SEC Network)^	W, 77-58	16,048	14 McRae	9 Tatum	7 Golden
Feb. 18	1:30 p.m.	at Alabama* (SEC Network)^	L, 62-50	12,988	20 Maymon	8 Stokes	3 Tatum
Feb. 22	7 p.m.	Ole Miss* (CSS)^	W, 73-60	17,079	18 Maymon	11 Maymon	5 Golden
Feb. 25	8 p.m.	at South Carolina* (Fox Sports Net)^	W, 73-64	7,959	21 Golden	9 Tatum	6 Tatum
Feb. 29	9 p.m.	at LSU* (CSS)^	W, 74-69, OT	10,476	18 Stokes	7 Stokes	4 Golden
March 3	4 p.m.	Vanderbilt* (ESPN)^					
March 8-11		4-SEC Tournament (SEC Network/ABC)					

1-EA SPORTS Maui Invitational Opening Game (Thompson-Boling Arena in Knoxville, Tenn.)

2-EA SPORTS Maui Invitational (Lahaina Civic Center in Maui, Hawaii)

3-Big East/SEC Challenge (Thompson-Boling Arena in Knoxville, Tenn.)

4-SEC Tournament (New Orleans Arena in New Orleans, La.)

* Southeastern Conference Game

^ Streamed live on ESPN3.com

All Times Eastern

Tennessee Individual Game Highs

Points.....	32	Jeronne Maymon vs. Memphis (11/22/11)
Field Goals Made.....	11	Trae Golden vs. Chattanooga (1/2/12)
Field Goal Attempts.....	17	Trae Golden vs. Chattanooga (1/2/12)
Field Goal % (min 5 made).....	1.000 (5-5)	Jordan McRae at Oakland (11/28/11)
3 PT FG Made.....	5	Jeronne Maymon vs. Arkansas (2/15/12)
.....	5	Renaldo Woolridge at Kentucky (1/31/12)
.....	5	Skylar McBee vs. Chattanooga (1/2/12)
.....	5	Jordan McRae vs. Chaminade (11/23/11)
.....	5	Skylar McBee vs. ULM (11/16/11)
.....	5	Trae Golden vs. UNC Greensboro (11/11/11)
3 PT FG Attempts.....	11	Skylar McBee vs. Chattanooga (1/2/12)
3 PT FG % (min 3 made).....	.833 (5-6)	Renaldo Woolridge at Kentucky (1/31/12)
Free Throws Made.....	16	Jeronne Maymon vs. Memphis (11/22/11)
Free Throw Attempts.....	17	Jeronne Maymon vs. Memphis (11/22/11)
Free Throw % (min 5 made).....	1.000 (9-9)	Trae Golden at LSU (2/29/12)
Rebounds.....	20	Jeronne Maymon vs. Memphis (11/22/11)
Assists.....	11	Trae Golden vs. ULM (11/16/11)
Steals.....	5	Jordan McRae vs. Chaminade (11/23/11)
Blocked Shots.....	3	Jordan McRae vs. Arkansas (2/15/12)
.....	3	Kenny Hall vs. South Carolina (2/8/12)
.....	3	Josh Richardson vs. Kentucky (1/14/12)
.....	3	Kenny Hall vs. UNC Asheville (12/20/11)

Tennessee Team Game Highs

Points.....	97	vs. Memphis (11/22/11)
Field Goals Made.....	33	vs. The Citadel (12/29/11)
Field Goal Attempts.....	74	vs. Memphis (11/22/11)
Field Goal %.....	.646 (31-48)	vs. UNC Greensboro (11/11/11)
3 PT FG Made.....	15	vs. Chaminade (11/23/11)
.....	15	vs. UNC Greensboro (11/11/11)
3 PT FG Attempts.....	39	vs. Chattanooga (1/2/12)
3 PT FG %.....	.625 (15-24)	vs. UNC Greensboro (11/11/11)
Free Throws Made.....	30	vs. Memphis (11/22/11)
Free Throw Attempts.....	37	vs. Georgia (2/4/12)
.....	37	vs. Memphis (11/22/11)
Free Throw %.....	.864 (19-22)	at LSU (2/29/12)
Rebounds.....	53	vs. Auburn (1/28/12)
Assists.....	21	vs. UNC Greensboro (11/11/11)
Steals.....	10	at LSU (2/29/12)
.....	10	vs. Arkansas (2/15/12)
Blocked Shots.....	8	vs. Auburn (1/28/12)
Turnovers.....	25	at Vanderbilt (1/24/12)
Fouls.....	26	at Oakland (11/28/11)

Tennessee Team Game Lows

Points.....	44	at Kentucky (1/31/12)
Field Goals Made.....	15	at Alabama (2/18/12)
Field Goal Attempts.....	38	vs. South Carolina (2/8/12)
Field Goal %.....	.281 (16-57)	at Kentucky (1/31/12)
3 PT FG Made.....	0	vs. Duke (11/21/11)
3 PT FG Attempts.....	8	vs. Duke (11/21/11)
3 PT FG %.....	.000 (0-8)	vs. Duke (11/21/11)
Free Throws Made.....	4	at Memphis (1/4/12)
.....	4	vs. College of Charleston (12/14/11)
Free Throw Attempts.....	6	vs. College of Charleston (12/14/11)
Free Throw %.....	.476 (10-21)	vs. UConn (1/21/12)
Rebounds.....	26	at Memphis (1/4/12)
Assists.....	6	at Georgia (1/18/12)
Steals.....	2	vs. Ole Miss 2/22/12
Blocked Shots.....	1	at Florida (2/11/12)
.....	1	at Kentucky (1/31/12)
Turnovers.....	10	vs. Georgia (2/4/12)
.....	10	vs. UConn (1/21/12)
.....	10	Chattanooga (1/2/12)
.....	10	at Oakland (11/28/11)
Fouls.....	10	vs. Ole Miss (2/22/12)

Opponent Individual Game Highs

Points.....	35	Reggie Hamilton, Oakland (11/28/11)
Field Goals Made.....	10	Antwaine Wiggins, College of Charleston (12/14/11)
Field Goal Attempts.....	19	Gerald Robinson, Georgia (1/18/12)
Field Goal % (min 5 made).....	.875 (7-8)	Tarik Black, Memphis (1/4/12)
3 PT FG Made.....	7	Adam Sollazzo, ETSU (12/23/11)
3 PT FG Attempts.....	10	Keegan Bell, Chattanooga (1/2/12)
3 PT FG % (min 3 made).....	1.000 (3-3)	Jeffery Taylor, Vanderbilt (1/24/12)
Free Throws Made.....	15	Reggie Hamilton, Oakland (11/28/11)
Free Throw Attempts.....	15	Reggie Hamilton, Oakland (11/28/11)
Free Throw % (min 5 made).....	1.000 (15-15)	Reggie Hamilton, Oakland (11/28/11)
Rebounds.....	13	Corey Petros, Oakland (11/28/11)
.....	13	Mason Plumlee, Duke (11/21/11)
Assists.....	7	Andrew Steele, Alabama (2/18/12)
.....	7	Gerald Robinson, Georgia (2/4/12)
.....	7	Adam Sollazzo, ETSU (12/23/11)
.....	7	Chris Crawford, Memphis (11/22/11)
Steals.....	5	Andrew Steele, Alabama (2/18/12)
.....	5	Andrew Lawrence, College of Charleston (12/14/11)
Blocked Shots.....	7	Anthony Davis, Kentucky (1/31/12)

Opponent Team Game Highs

Points.....	99	Memphis (11/22/11)
Field Goals Made.....	36	Memphis (11/22/11)
Field Goal Attempts.....	70	Memphis (11/22/11)
Field Goal %.....	.591 (26-44)	Memphis (11/22/11)
3 PT FG Made.....	11	Florida (2/11/12)
.....	11	Chattanooga (1/2/12)
3 PT FG Attempts.....	29	Florida (2/11/12)
3 PT FG %.....	.667 (6-9)	Memphis (11/22/11)
Free Throws Made.....	28	Oakland (11/28/11)
Free Throw Attempts.....	31	Oakland (11/28/11)
Free Throw %.....	.933 (14-15)	Memphis (1/4/12)
Rebounds.....	41	Oakland (11/28/11)
Assists.....	18	Memphis (1/4/12)
Steals.....	15	Alabama (2/15/12)
Blocked Shots.....	11	Kentucky (1/31/12)
Turnovers.....	18	Arkansas (2/15/12)
Fouls.....	29	Memphis (11/22/11)

Opponent Team Game Lows

Points.....	49	Auburn (1/28/12)
Field Goals Made.....	17	Alabama (2/18/12)
.....	17	Auburn (1/28/12)
Field Goal Attempts.....	41	Kentucky (1/31/12)
Field Goal %.....	.304 (17-56)	Auburn (1/28/12)
3 PT FG Made.....	1	Kentucky (1/31/12)
3 PT FG Attempts.....	5	Kentucky (1/14/12)
3 PT FG %.....	.100 (1-10)	Kentucky (1/31/12)
Free Throws Made.....	3	Pittsburgh (12/3/11)
Free Throw Attempts.....	9	Pittsburgh (12/3/11)
Free Throw %.....	.333 (3-9)	Pittsburgh (12/3/11)
Rebounds.....	24	Austin Peay (12/10/11)
Assists.....	5	South Carolina (2/25/12)
Steals.....	3	Chattanooga (1/2/12)
Blocked Shots.....	0	Chattanooga (1/2/12)
.....	0	The Citadel (12/29/11)
Turnovers.....	5	Georgia (2/4/12)
Fouls.....	8	College of Charleston (12/14/11)

Highs & Lows in SEC Play

Tennessee Individual Game Highs

Points.....	21	Trae Golden, at South Carolina (2/25/12)
Field Goals Made.....	9	Jarnell Stokes, at LSU (2/29/12)
Field Goal Attempts.....	17	Trae Golden, at Georgia (1/18/12)
Field Goal % (min 5 made).....	1.000 (5-5)	Jeronne Maymon, vs. Arkansas (2/15/12)
3 PT FG Made.....	5	Renaldo Woolridge, at Kentucky (1/31/12)
3 PT FG Attempts.....	8	Cameron Tatum, vs. Georgia (2/4/12)
3 PT FG (min 3 made).....	.833 (5-6)	Renaldo Woolridge, at Kentucky (1/31/12)
Free Throws Made.....	9	Trae Golden, at LSU (2/29/12)
.....	9	Trae Golden, at Florida (2/11/12)
.....	9	Jeronne Maymon, vs. Georgia (2/4/12)
Free Throws Attempts.....	13	Jeronne Maymon, at Georgia (2/18/12)
Free Throws % (min 5 made).....	1.000 (9-9)	Trae Golden, at LSU (2/29/12)
Rebounds.....	19	Jeronne Maymon, vs. Auburn (1/28/12)
Assists.....	7	Trae Golden, vs. Arkansas (2/15/12)
.....	7	Trae Golden, at Florida (2/11/12)
.....	7	Trae Golden, vs. Florida (1/7/12)
Steals.....	4	Jarnell Stokes, vs. Auburn (1/28/12)
.....	4	Jarnell Stokes, at Kentucky (1/31/12)
Blocked Shots.....	3	Jordan McRae, vs. Arkansas (2/15/12)
.....	3	Kenny Hall, vs. South Carolina (2/8/12)
.....	3	Josh Richardson, vs. Kentucky (1/14/12)

Tennessee Team Game Highlights

Points.....	77	vs. Arkansas (2/15/12)
Field Goals Made.....	28	vs. Arkansas (2/15/12)
Field Goal Attempts.....	58	vs. Auburn (1/28/12)
Field Goal % (min 5 made).....	.560 (28-50)	vs. Arkansas (2/15/12)
3 PT FG Made.....	11	vs. Arkansas (2/15/12)
3 PT FG Attempts.....	23	vs. Arkansas (2/15/12)
3 PT FG (min 3 made).....	.556 (5-5)	at LSU (2/29/12)
Free Throws Made.....	28	vs. Georgia (2/4/12)
Free Throws Attempts.....	37	vs. Georgia (2/4/12)
Free Throws % (min 5 made).....	.864 (19-22)	at LSU (2/29/12)
Rebounds.....	53	vs. Auburn (1/28/12)
Assists.....	19	vs. Arkansas (2/15/12)
Steals.....	10	at LSU (2/29/12)
.....	10	vs. Arkansas (2/15/12)
Blocked Shots.....	8	vs. Auburn (1/28/12)
Turnovers.....	25	at Vanderbilt (1/24/12)
Fouls.....	23	at Kentucky (1/31/12)

Tennessee Game Lows

Points.....	44	at Kentucky (01/31/12)
Field Goals Made.....	15	at Alabama (2/18/12)
Field Goal Attempts.....	38	vs. South Carolina (2/8/12)
Field Goal % (min 5 made).....	.281 (16-57)	at Kentucky (01/31/11)
3 PT FG Made.....	1	at Vanderbilt (01/24/12)
3 PT FG Attempts.....	9	at LSU (2/29/12)
3 PT FG (min 3 made).....	.100 (1-10)	at Vanderbilt (01/24/12)
Free Throws Made.....	5	at Mississippi State (01/12/12)
.....	5	at Kentucky (01/31/12)
Free Throws Attempts.....	7	at Mississippi State (01/12/12)
.....	7	at Kentucky (01/31/12)
Free Throws % (min 5 made).....	.500 (7-14)	at Georgia (01/18/12)
Rebounds.....	29	at LSU (2/29/12)
.....	29	at Kentucky (01/31/12)
Assists.....	6	at Georgia (01/18/12)
Steals.....	1	vs. Georgia (2/4/12)
Blocked Shots.....	1	vs. Georgia (2/4/12)
.....	1	at Kentucky (01/31/11)
Turnovers.....	10	vs. Georgia (02/04/12)
Fouls.....	10	vs. Ole Miss (2/22/12)

Opponent Individual Game Highs

Points.....	23	Jeffery Taylor, Vanderbilt (1/24/12)
Field Goals Made.....	8	Jeffery Taylor, Vanderbilt (1/24/12)
Field Goal Attempts.....	20	Bruce Ellington, South Carolina (2/25/12)
Field Goal % (min 5 made).....	.857 (6-7)	Dustin Ware, Georgia (2/4/12)
.....	.857 (6-7)	Anthony Davis, Kentucky (1/31/12)
3 PT FG Made.....	4	Anthony Hickey, LSU (2/29/12)
.....	4	Kenny Boynton, Florida (2/11/12)
3 PT FG Attempts.....	9	Kenny Boynton, Florida (1/7/12)
3 PT FG (min 3 made).....	1.000 (3-3)	Jeffery Taylor, Vanderbilt (01/24/12)
Free Throws Made.....	11	Bradley Beal, Florida (2/11/12)
Free Throws Attempts.....	13	Bradley Beal, Florida (2/11/12)
Free Throws % (min 5 made).....	1.000 (6-6)	Michael Kidd-Gilchrist, Kentucky (1/31/12)
Rebounds.....	12	Michael Kidd-Gilchrist, Kentucky (1/14/12)
Assists.....	7	Andrew Steele, Alabama (2/18/12)
.....	7	Gerald Robinson, Georgia (2/04/12)
Steals.....	5	Andrew Steele, Alabama (2/18/12)
Blocked Shots.....	7	Anthony Davis, Kentucky (1/31/12)

Opponent Team Highs

Points.....	70	Florida (2/11/12)
Field Goals Made.....	25	Ole Miss (2/22/12)
Field Goal Attempts.....	69	South Carolina (2/25/12)
Field Goal % (min 5 made).....	.537 (22-41)	Kentucky (01/31/12)
3 PT FG Made.....	11	Florida (2/11/12)
3 PT FG Attempts.....	29	Florida (2/11/12)
3 PT FG (min 3 made).....	.467 (7-15)	Georgia (2/4/12)
Free Throws Made.....	24	Kentucky (1/31/12)
Free Throws Attempts.....	30	Alabama (2/18/12)
Free Throws % (min 5 made).....	.889 (24-27)	Kentucky (1/31/12)
Rebounds.....	37	Alabama (2/18/12)
.....	37	Florida (1/7/12)
Assists.....	12	South Carolina (2/8/12)
.....	12	Vanderbilt (1/24/12)
.....	12	Mississippi State (1/12/12)
Steals.....	15	Alabama (2/18/12)
Blocked Shots.....	11	Kentucky (1/31/12)
Turnovers.....	18	Arkansas (2/15/12)
Fouls.....	24	Georgia (2/4/12)

Opponent Team Game Lows

Points.....	49	Auburn (1/28/12)
Field Goals Made.....	17	Alabama (2/18/12)
.....	17	Auburn (1/28/12)
Field Goal Attempts.....	41	Kentucky (1/31/12)
Field Goal % (min 5 made).....	.304 (17-56)	Auburn (1/28/12)
3 PT FG Made.....	1	Kentucky (1/31/12)
3 PT FG Attempts.....	5	Kentucky (1/14/12)
3 PT FG (min 3 made).....	.100 (1-10)	Kentucky (1/31/12)
Free Throws Made.....	7	Ole Miss (2/22/12)
.....	7	Arkansas (2/15/12)
Free Throws Attempts.....	10	Arkansas (2/15/12)
Free Throws % (min 5 made).....	.600 (9-15)	Florida (1/7/12)
Rebounds.....	28	Ole Miss (2/22/12)
.....	28	Mississippi State (1/12/12)
Assists.....	5	South Carolina (2/25/12)
Steals.....	4	LSU (2/29/12)
.....	4	South Carolina (2/8/12)
Blocked Shots.....	1	Georgia (2/4/12)
Turnovers.....	5	Georgia (2/4/12)
Fouls.....	14	Georgia (1/18/12)

			Rebounds															Pts. at
	Date	Result	FG-A	Pct	3FG-A	Pct	FT-A	Pct	O-D-Total	PF	Pts	A	TO	Blk	Stl	Min	Half	
UNC Greensboro			27-65	.415	3-10	.300	6-15	.400	20-14-34	20	63	12	10	1	8	200	30	
at Tennessee	Nov. 11	W, 92-63	31-48	.646	15-24	.625	15-22	.682	7-24-31	19	92	21	13	6	7	200	49	
ULM			24-56	.429	8-19	.421	6-8	.750	3-24-27	19	62	15	11	4	6	200	33	
at Tennessee	Nov. 16	W, 85-62	30-67	.448	11-29	.379	14-20	.700	17-29-46	11	85	20	11	5	7	200	33	
vs. No. 6 Duke			26-54	.481	7-18	.389	18-27	.667	9-28-37	18	77	11	13	2	5	200	39	
Tennessee	Nov. 21	L, 77-67	24-58	.414	0-8	.000	19-24	.792	10-24-34	24	67	9	12	3	7	200	33	
vs. No. 8 Memphis			36-70	.514	6-9	.667	21-27	.778	6-28-34	29	99	13	12	7	9	250	55	
Tennessee	Nov. 22	L, 99-97 2OT	30-74	.405	7-21	.333	30-37	.811	19-30-49	24	97	10	16	7	8	250	45	
vs. Chaminade			22-63	.349	5-19	.263	11-17	.647	12-19-31	12	60	12	11	1	4	200	25	
Tennessee	Nov. 23	W, 86-60	32-56	.571	15-27	.556	7-10	.700	6-30-36	15	86	20	13	6	5	200	45	
at Oakland			27-62	.435	7-21	.333	28-31	.903	17-24-41	19	89	8	9	3	4	200	39	
Tennessee	Nov. 28	L, 89-81	26-63	.413	9-22	.409	20-28	.714	17-20-37	26	81	11	10	5	6	200	32	
No. 17 Pittsburgh			27-64	.422	4-12	.333	3-9	.333	17-21-38	10	61	14	6	2	4	200	27	
at Tennessee	Dec. 3	L, 61-56	23-51	.451	4-14	.286	6-8	.750	7-25-32	16	56	13	11	6	3	200	26	
Austin Peay			26-44	.591	5-8	.625	17-22	.773	5-19-24	15	74	15	16	6	10	200	30	
at Tennessee	Dec. 10	L, 74-70	28-60	.467	5-19	.263	9-16	.563	19-15-34	19	70	16	18	2	8	200	37	
at College of Charleston			25-51	.490	7-15	.467	14-26	.538	8-22-30	8	71	13	10	2	9	200	33	
Tennessee	Dec. 14	L, 71-65	26-57	.456	9-29	.310	4-6	.667	10-26-36	20	65	14	16	5	6	200	37	
UNC Asheville			22-49	.449	7-19	.368	17-24	.708	8-25-33	21	68	14	14	1	6	200	35	
at Tennessee	Dec. 20	W, 72-68	26-60	.433	8-24	.333	12-20	.600	15-22-37	23	72	18	12	4	7	200	32	
ETSU			24-59	.407	4-13	.308	11-13	.846	17-17-34	14	63	11	12	2	8	200	33	
at Tennessee	Dec. 23	W, 66-63	24-46	.522	8-19	.421	10-13	.769	7-20-27	13	66	11	15	7	5	200	29	
The Citadel			22-56	.393	4-19	.211	7-15	.467	12-15-27	12	55	9	14	0	7	200	25	
at Tennessee	Dec. 29	W, 86-55	33-59	.559	9-22	.409	11-15	.733	13-27-40	17	86	17	11	5	5	200	40	
Chattanooga			19-55	.345	11-26	.423	14-22	.636	7-30-37	20	63	11	12	0	3	200	32	
at Tennessee	Jan. 2	W, 76-63	27-68	.397	13-39	.333	9-14	.643	13-32-45	16	76	14	10	6	3	200	44	
at Memphis			25-53	.472	5-16	.313	14-15	.933	8-28-36	14	69	18	16	3	10	200	28	
Tennessee	Jan. 4	L, 69-51	21-58	.362	5-21	.238	4-7	.571	8-18-26	15	51	10	15	6	6	200	20	
No. 13 Florida			20-56	.357	7-22	.318	9-15	.600	14-23-37	20	56	10	15	7	7	200	29	
at Tennessee	Jan. 7	W, 67-56	25-49	.510	5-10	.500	12-21	.571	7-27-34	19	67	15	13	3	8	200	33	
at No. 20 Mississippi State			22-50	.440	5-16	.313	13-17	.765	7-21-28	10	62	12	9	10	8	200	36	
Tennessee	Jan. 12	L, 62-58	23-54	.426	7-14	.500	5-7	.714	11-24-35	19	58	9	14	3	4	200	27	
No. 2 Kentucky			21-49	.429	2-5	.400	21-29	.724	10-25-35	20	65	7	13	8	8	200	28	
at Tennessee	Jan. 14	L, 65-62	21-52	.404	6-17	.353	14-20	.700	9-23-32	22	62	12	15	5	4	200	34	
at Georgia			22-63	.349	2-19	.105	11-15	.733	14-25-39	14	57	10	16	5	9	200	27	
Tennessee	Jan. 18	L, 57-53 OT	22-55	.400	2-15	.133	7-14	.500	11-29-40	17	53	6	20	4	8	200	24	
No. 13 UConn			20-55	.364	6-18	.333	11-17	.647	14-25-39	21	57	8	11	3	5	200	27	
at Tennessee	Jan. 21	W, 60-57	22-52	.423	6-18	.333	10-21	.476	12-25-37	18	60	11	10	2	6	200	25	
at Vanderbilt			23-54	.426	8-18	.444	11-17	.647	11-21-32	20	65	12	16	6	10	200	40	
Tennessee	Jan. 24	L, 65-47	18-51	.353	1-10	.100	10-14	.714	14-26-40	18	47	8	25	3	6	200	21	
Auburn			17-56	.304	5-16	.313	10-15	.667	5-25-30	21	49	8	13	3	10	200	16	
at Tennessee	Jan. 28	W, 64-49	20-58	.345	4-20	.200	20-25	.800	15-38-53	17	64	10	16	8	5	200	30	
at No. 1 Kentucky			22-41	.537	1-10	.100	24-27	.889	6-28-34	15	69	11	11	11	6	200	38	
Tennessee	Jan. 31	L, 69-44	16-57	.281	7-18	.389	5-7	.714	13-16-29	23	44	7	11	1	6	200	25	
Georgia			20-55	.364	7-15	.467	15-20	.750	10-20-30	24	62	9	5	1	6	200	28	
at Tennessee	Feb. 4	W, 73-62	19-42	.425	7-22	.318	28-37	.757	7-27-34	16	73	12	10	1	1	200	30	
South Carolina			19-56	.339	7-16	.438	12-19	.632	16-14-30	21	57	12	7	2	4	200	27	
Tennessee	Feb. 8	W, 69-57	19-38	.500	10-20	.500	21-26	.808	9-25-34	18	69	14	14	4	4	200	35	
at No. 8 Florida			20-46	.435	11-29	.379	19-28	.679	6-24-30	24	70	9	15	5	7	200	30	
Tennessee	Feb. 11	W, 75-70	24-50	.480	5-11	.455	22-34	.647	12-24-36	22	75	14	13	1	4	200	41	
Arkansas			24-56	.429	3-12	.250	7-10	.700	11-20-31	16	58	10	18	2	9	200	30	
at Tennessee	Feb. 15	W, 77-58	28-50	.560	11-23	.478	10-17	.588	7-23-30	13	77	19	14	4	10	200	47	
at Alabama			17-46	.370	5-18	.278	23-30	.767	14-23-37	19	62	10	14	7	15	200	29	
Tennessee	Feb. 18	L, 62-50	15-44	.341	4-20	.200	16-24	.667	12-19-31	22	50	9	17	3	4	200	25	
Ole Miss			25-56	.446	3-11	.273	7-12	.583	7-21-28	22	60	11	11	3	7	200	31	
at Tennessee	Feb. 22	W, 73-60	25-56	.446	5-17	.294	18-26	.692	13-27-40	10	73	15	11	2	2	200	30	
at South Carolina			22-69	.319	6-19	.316	14-19	.737	16-16-32	23	64	5	9	3	12	200	32	
Tennessee	Feb. 25	W, 73-64	24-46	.524	7-14	.500	18-25	.720	10-29-39	20	73	15	21	7	5	200	34	
at LSU			24-56	.429	5-13	.385	16-23	.696	9-23-32	19	69	11	13	8	4	225	35	
Tennessee	Feb. 29	W, 74-69 OT	25-49	.510	5-9	.556	19-22	.864	2-27-29	21	74	11	15	4	10	225	24	
Vanderbilt																		
at Tennessee	March 3																	

Rankings listed are Associated Press

	Galen Campbell	Trae Golden	Kenny Hall	Ryan Kilmartin	Brandon Lopez	Yemi Makanjuola	Jeronne Maymon	Skylar McBee	Jordan McRae	Dwight Miller	Rob Murphy	Josh Richardson	Jarnell Stokes	Tyler Summitt	Cameron Tatum	Wes Washpun	Renaldo Woolridge
UNC Greensboro	0-0-0	29-6-9	5-4-0	DNP	0-1-0	0-2-1	15-4-2	6-0-0	14-2-3	0-0-0	0-0-0	3-1-0		DNP	7-2-4	2-0-2	11-8-0
ULM	0-0-0	17-3-11	2-5-1	DNP	0-0-0	DNP	11-11-1	15-3-2	9-1-1	7-6-0	0-0-0	11-2-2		DNP	13-4-2	1N1	0-5-0
vs. No. 6 Duke	DNP	13-1-2	6-4-0	DNP	DNP	4-2-0	14-12-2	2-2-1	11-2-0	2-1-0	DNP	0-1-0		DNP	10-5-4	2-1-0	3-3-0
vs. No. 8 Memphis	DNP	14-5-7	11-6-0	DNP	DNP	2-3-0	32-20-0	3-0-0	8-1-1	8-4-0	DNP	8-1-1		DNP	7-1-0	2-1-1	2-5-0
vs. Chaminade	0-1-0	17-5-7	2-5-1	0-0-0	0-0-0	6-7-0	0-0-0	10-1-0	25-1-1	0-0-0	0-0-0	2-1-3		0-0-0	12-5-4	0-2-4	11-6-0
at Oakland	DNP	12-2-1	8-3-0	DNP	DNP	2-3-1	8-6-0	0-0-0	25-4-3	0-0-0	DNP	0-0-0		DNP	19-5-3	3-1-3	4-3-0
No. 17 Pittsburgh	DNP	12-1-6	8-12-0	DNP	DNP	2-3-0	12-1-0	0-0-0	5-1-5	4-2-0	DNP	0-1-1		DNP	13-10-1	0-0-0	DNP
Austin Peay	DNP	7-2-4	12-10-1	DNP	DNP	2-3-0	18-9-2	9-3-2	14-2-3	2-0-0	DNP	5-1-0		DNP	1-0-3	0-3-1	DNP
at Coll. of Charleston	DNP	9-3-5	2-1-0	DNP	DNP	0-3-0	9-8-2	9-2-0	19-1-1	13-7-0	DNP	2-2-3		DNP	2-3-3	DNP	0-3-0
UNC Asheville	DNP	5-1-5	12-4-2	DNP	DNP	0-1-0	10-13-3	4-1-1	0-2-0	0-1-0	DNP	5-0-0		DNP	17-7-3	2-3-2	17-3-2
ETSU	DNP	11-4-6	11-8-0	DNP	DNP	DNP	8-3-0	12-0-0	5-2-0	0-0-0	DNP	0-0-0		DNP	13-2-1	0-1-2	6-3-2
The Citadel	2-0-0	10-5-5	7-2-0	3-0-0	0-0-0	18-11-0	8-4-1	12-0-0	3-4-4	2-0-0	1-1-0	2-3-4		0-0-0	8-2-2	0-3-1	10-3-0
Chattanooga	DNP	29-4-3	2-5-1	DNP	DNP	0-3-0	2-10-2	16-1-1	12-1-1	DNP	DNP	1-2-0		DNP	7-8-6	0-1-0	7-7-0
at Memphis	DNP	22-1-3	4-0-1	DNP	DNP	0-4-0	9-9-1	0-0-1	2-1-0	DNP	DNP	2-6-0		DNP	5-1-2	0-1-2	7-1-0
No. 13 Florida	DNP	12-4-7	13-5-0	DNP	DNP	0-0-0	12-7-2	0-0-0	10-3-0	DNP	DNP	7-2-1		DNP	9-5-2	2-1-2	2-5-1
at No. 20 Miss. State	DNP	20-4-4	12-3-0	DNP	DNP	0-6-0	13-4-0	3-1-1	5-3-0	0-0-0	DNP	0-0-1	DNP	DNP	0-3-2	DNP	5-5-1
No. 2 Kentucky	DNP	2-1-6	8-3-0	DNP	DNP	0-1-0	15-10-0	6-3-0	1-0-1	DNP	DNP	5-1-0	9-4-1	DNP	16-2-3	DNP	0-4-1
at Georgia	DNP	16-3-2	4-3-0	DNP	DNP	0-0-0	12-8-0	3-3-1	1-3-0	DNP	DNP	0-0-0	11-8-1	DNP	6-6-2	DNP	0-2-0
No. 13 UConn	DNP	2-1-6	5-6-0	DNP	DNP	DNP	8-7-0	8-0-2	2-1-0	0-1-0	DNP	4-1-0	16-12-0	DNP	15-2-3	0-0-0	0-2-0
at Vanderbilt	DNP	4-1-0	2-2-1	DNP	DNP	7-6-0	15-8-1	0-0-1	0-4-0	2-0-0	DNP	5-0-2	6-10-0	DNP	2-3-1	2-3-2	2-0-0
Auburn	DNP	13-4-2	2-5-0	DNP	DNP	0-1-0	15-19-2	12-4-2	11-6-1	DNP	DNP	0-3-0	11-6-2	DNP	0-4-1	DNP	DNP
at No. 1 Kentucky	DNP	5-2-1	0-2-0	DNP	DNP	2-5-0	13-3-0	3-1-0	0-0-0	0-1-0	DNP	0-1-1	4-6-1	DNP	0-3-3	0-1-1	17-3-0
Georgia	DNP	16-6-5	4-2-0	DNP	DNP	DNP	15-8-2	10-1-0	14-2-2	DNP	DNP	3-1-0	5-9-0	DNP	6-2-3	DNP	0-1-0
South Carolina	DNP	14-3-4	4-10-0	DNP	DNP	0-0-0	12-6-3	18-0-0	8-5-3	DNP	DNP	7-1-0	1N1	DNP	6-5-4	DNP	0-0-0
at No. 8 Florida	DNP	17-3-7	8-3-1	DNP	DNP	DNP	15-11-2										

ATTENDANCE SUMMARY

	Games	Totals	Average
Home	16	273,822	17,114
Away	11	125,028	11,367
Neutral	3	7,200	2,400
Total	30	406,231	13,542

TENNESSEE'S RECORD WHEN

Leading at halftime	11-3
Trailing at halftime.....	6-9
Tied at halftime	1-0

Leading with 10:00 remaining	14-3
Trailing with 10:00 remaining.....	4-8
Tied with 10:00 remaining.....	0-1

Leading with 5:00 remaining.....	15-3
Trailing with 5:00 remaining.....	3-9
Tied with 5:00 remaining.....	0-0

In Overtime.....	1-2
------------------	-----

Tennessee out-rebounds opponent.....	11-6
Tennessee is out-rebounded.....	6-7
Same amount of rebounds.....	0-0

Tennessee commits more turnovers.....	8-9
Opponent commits more turnovers.....	7-3
Same amount of turnovers.....	2-1

Tennessee shoots 50 percent or better	9-0
Opponent shoots 50 percent or better	0-3

Tennessee shoots less than 50 percent	8-13
Opponent shoots less than 50 percent	17-10

Tennessee shoots better than opponent.....	15-2
Opponent shoots better than Tennessee.....	1-11
Same shooting percentage.....	1-0

Tennessee has more free-throw attempts.....	11-1
Opponent has more free-throw attempts.....	4-12
Same amount of free-throw attempts.....	2-0

Tennessee bench outscored opponent bench.....	14-7
Opponent bench outscored Tennessee bench.....	3-6
Benches score the same	0-0

Tennessee scores less than 50.....	0-2
Tennessee scores between 50-59	0-6
Tennessee scores between 60-69	5-3
Tennessee scores between 70-79	8-1
Tennessee scores between 80-89	3-1
Tennessee scores between 90-99	1-1
Tennessee scores 100 or more	0-0

Opponent scores less than 50.....	1-0
Opponent scores between 50-59	5-1
Opponent scores between 60-69	10-7
Opponent scores between 70-79	1-3
Opponent scores between 80-89	0-1
Opponent scores between 90-99	0-1
Opponent scores 100 or more	0-0

In November	3-3
In December.....	3-3
In January.....	4-6
In February.....	7-1
In March.....	0-0

On Monday.....	1-2
On Tuesday.....	1-3
On Wednesday.....	6-3
On Thursday.....	1-1
On Friday.....	2-0
On Saturday.....	6-4
On Sunday.....	0-0

Starting Lineups (listed in order of positions, 1-5)

W-L

7-7	Golden, McRae, Tatum, Maymon, Hall
1-3	Golden, Richardson, Tatum, Maymon, Woolridge
2-2	Golden, Richardson, Tatum, Maymon, Stokes
1-0	McBee, Richardson, Tatum, Maymon, Stokes
2-0	Golden, McBee, Tatum, Maymon, Hall
4-1	Golden, McBee, Tatum, Maymon, Stokes

Margin of Victory/Defeat

	1	2	3	4	5	6	7	8	9	10	11-15	16-19	20-24	25+
Wins	-	-	2	1	2	-	-	-	1	-	6	1	1	3
Losses	-	1	1	3	1	1	-	1	-	1	1	2	-	1

Most First Half Points

Tennessee	49	vs. UNC Greensboro (11/11/11)
Opponents	55	Memphis (11/22/11)

Fewest First Half Points

Tennessee	20	vs. Memphis (1/4/12)
Opponents	25	Chaminade (11/23/11)

Largest Halftime Lead

Tennessee	20	vs. Chaminade (11/23/11)
Opponents	13	Kentucky (1/31/12)

Jump Balls Controlled

Tennessee	18
Opponents	16

How Scored First Points

Jump Shot	7
Lay-up	11
3-Pointer	6
Free Throw	3
Dunk	3
Tip-in	-

Scored UT's First Points

Jeronne Maymon	9
Kenny Hall	6
Trae Golden	4
Josh Richardson	3
Jarnell Stokes	3
Cameron Tatum	3
Jordan McRae	2

First Off UT Bench^

Skylar McBee	11
Jordan McRae	9
Renaldo Woolridge	7
Kenny Hall	6
Yemi Makanjuola	6
Josh Richardson	6
Dwight Miller	4
Trae Golden	1
Wes Washpun	1

^ includes multiple substitutions

Dunks

	Sea	Car
Kenny Hall	19	55
Jeronne Maymon	11	11
Jordan McRae	9	12
Jarnell Stokes	7	7
Renaldo Woolridge	7	16
Trae Golden	6	8
Dwight Miller	4	4
Cameron Tatum	4	39
Yemi Makanjuola	2	2
Josh Richardson	2	2

Points Leader*

	Sea	Car
Trae Golden	9	9
Jeronne Maymon	7	7
Jordan McRae	4	4
Cameron Tatum	4	7
Jarnell Stokes	2	2
Renaldo Woolridge	2	2
Kenny Hall	1	2
Yemi Makanjuola	1	1
Skylar McBee	1	1

Rebound Leader*

	Sea	Car
Jeronne Maymon	14	14
Jarnell Stokes	7	7
Kenny Hall	4	10
Yemi Makanjuola	3	3
Cameron Tatum	2	3
Renaldo Woolridge	1	4

Assists Leader*

	Sea	Car
Trae Golden	23	32
Cameron Tatum	8	19
Wes Washpun	2	2
Jeronne Maymon	1	1
Jordan McRae	1	1
Skylar McBee	1	2
Josh Richardson	1	1
Jarnell Stokes	1	1
Renaldo Woolridge	0	1

Steals Leader*

	Sea	Car
Jeronne Maymon	10	11
Cameron Tatum	10	29
Trae Golden	8	12
Skylar McBee	7	19
Jordan McRae	5	6
Josh Richardson	5	5
Kenny Hall	4	7
Jarnell Stokes	4	4
Wes Washpun	3	3
Renaldo Woolridge	1	2

Blocks Leader*

	Sea	Car
Jordan McRae	11	12
Kenny Hall	10	17
Josh Richardson	7	7
Jarnell Stokes	7	7
Yemi Makanjuola	5	5
Dwight Miller	4	4
Jeronne Maymon	3	3
Cameron Tatum	2	12
Skylar McBee	1	1
Wes Washpun	1	1
Renaldo Woolridge	0	7

Most Second Half Points

Tennessee	52	vs. ULM (11/16/11)
Opponents	50	Oakland (11/28/11)

Fewest Second Half Points

Tennessee	22	at Georgia (1/18/12)
Opponents	19	at Georgia (1/18/12)

Largest Margin of Victory

Tennessee	29	vs. UNC Greensboro (11/11/11)
Opponents	25	at Kentucky (1/31/12)

10+ Points

	Sea	Car
Trae Golden	23	23
Jeronne Maymon	22	23
Jordan McRae	14	14
Cameron Tatum	11	44
Skylar McBee	10	13
Kenny Hall	6	11
Jarnell Stokes	5	4
Renaldo Woolridge	5	9
Dwight Miller	2	2
Yemi Makanjuola	1	1

20+ Points

	Sea	Car
Trae Golden	5	5
Jordan McRae	2	2
Jeronne Maymon	2	2
Cameron Tatum	0	2

30+ Points

	Sea	Car
Jeronne Maymon	1	1

10+ Rebounds

	Sea	Car
Jeronne Maymon	9	9
Kenny Hall	3	5
Jarnell Stokes	2	2
Yemi Makanjuola	1	1
Cameron Tatum	1	1

20+ Rebounds

	Sea	Car
Jeronne Maymon	1	1

10+ Assists

	Sea	Car
Trae Golden	1	1

Double-Doubles

	Sea	Car
Jeronne Maymon	8	8
Trae Golden	1	1
Kenny Hall	1	2
Yemi Makanjuola	1	1
Jarnell Stokes	1	1
Cameron Tatum	1	1

Charges Drawn

	Sea	Car
Jeronne Maymon	15	17
Cameron Tatum!	12	18
Kenny Hall	6	7
Skylar McBee	5	6
Jordan McRae	4	4
Yemi Makanjuola	3	3
Jarnell Stokes	3	3
Trae Golden	2	2
Josh Richardson	1	1

Floor Burns

(Diving Efforts)

	Sea	Car
Jeronne Maymon	23	28
Cameron Tatum!	14	30
Skylar McBee	13	27
Jarnell Stokes	11	11
Josh Richardson	8	8
Trae Golden	7	11
Wes Washpun	7	7
Kenny Hall	5	16
Yemi Makanjuola	5	5
Jordan McRae	3	3
Dwight Miller	3	3
Renaldo Woolridge!	-	1

Free Throws in Final Four Minutes^

Skylar McBee	18-20
Jordan McRae	20-23
Cameron Tatum	5-6
Trae Golden	31-39
Jeronne Maymon	14-20
Josh Richardson	4-6
Jarnell Stokes	4-6
Kenny Hall	3-5
Rob Murphy	1-2
Wes Washpun	1-2

* Includes all ties

! since 2009-10 season

^ Also includes all of OT

Game #1

UNC Greensboro (0-1)													63
Tennessee (1-0)													92
7 p.m. ET • Nov. 11, 2011 • Thompson-Boling Arena • Knoxville, Tenn.													
UNC Greensboro	FG	3PT	FT	REBS	PF	TP	A	TO	BI	St	Min		
13 Henry, Aloysius	f	4-9	0-0	0-1	2-1-3	3	8	1	2	1	0	23	
15 Simpson, Trevis	f	4-13	0-3	2-4	1-5-6	2	10	0	0	0	1	26	
00 Williams, David	g	2-4	0-0	1-4	6-0-6	2	5	1	3	0	0	17	
11 Van Dussen, Korey	g	4-8	1-1	3-4	1-0-1	2	12	2	0	0	3	26	
12 Randall, Kyle	g	2-4	1-1	0-2	0-0-0	3	5	0	0	0	0	21	
01 Parker, Drew		1-3	1-1	0-0	0-0-0	0	3	2	1	0	0	12	
03 Armstrong, Derrell		5-12	0-1	0-1	5-3-8	3	10	3	2	0	2	22	
21 Bone, Elhanan		0-2	0-0	0-0	0-1-1	1	0	0	0	0	0	4	
31 Paulos, Nick		1-2	0-1	0-0	0-1-1	0	2	1	0	0	0	13	
34 Henegar, Cody		1-4	0-2	0-0	0-0-0	1	2	0	0	0	0	9	
41 Brackett, Aaron		3-4	0-0	0-0	1-1-2	3	6	1	2	0	1	20	
51 Hoffer, Taylor		0-0	0-0	0-0	0-2-2	0	0	1	0	0	1	7	
TEAM					0-4-4								
Totals	27-65	3-10	6-15	20-34	34	20	63	12	10	1	8	200	
TOTAL FG%	1st Half: 13-33 39.4%		2nd Half: 14-32 43.8%									Game: 41.5%	
3-Pt. FG%	1st Half: 1-5 20.0%		2nd Half: 2-5 40.0%									Game: 30.0%	
F Throw %	1st Half: 3-7 42.9%		2nd Half: 3-8 37.5%									Game: 40.0%	

Tennessee	FG	3PT	FT	REBS	PF	TP	A	TO	BI	St	Min		
20 Hall, Kenney	f	2-3	0-0	1-2	0-4-4	4	5	0	0	1	1	16	
34 Maymon, Jeronne	f	6-8	0-1	3-4	2-2-4	3	15	2	0	0	1	23	
52 McRae, Jordan	f	4-7	4-5	2-2	0-2-2	0	14	3	0	0	2	25	
11 Golden, Trae	g	10-14	5-9	4-5	1-5-6	0	29	9	2	1	2	27	
23 Tatum, Cameron	g	2-5	2-3	1-2	0-2-2	1	7	4	0	0	0	24	
00 Makanjula, Yemi		0-0	0-0	0-0	1-1-2	2	0	1	2	0	0	10	
01 Richardson, Josh		1-2	0-1	1-2	1-0-1	1	3	0	1	1	0	14	
02 Campbell, Galen		0-0	0-0	0-0	0-0-0	0	0	0	0	0	0	1	
03 Woolridge, Renaldo		4-6	2-3	1-2	1-7-8	3	11	0	1	0	1	26	
04 Washpun, Wes		0-1	0-0	2-3	0-0-0	3	2	2	3	0	0	12	
13 McBee, Skylar		2-2	2-2	0-0	0-0-0	1	6	0	1	0	0	18	
15 Murphy, Rob		0-0	0-0	0-0	0-0-0	0	0	0	0	0	0	1	
24 Lopez, Brandon		0-0	0-0	0-0	0-1-1	0	0	0	0	0	0	1	
25 Miller, Dwight		0-0	0-0	0-0	0-0-0	1	0	0	0	0	0	2	
TEAM					0-1-1								
Totals	31-48	15-24	15-22	7-24	31	92	21	13	6	7	200		
TOTAL FG%	1st Half: 17-27 63.0%		2nd Half: 14-21 66.7%									Game: 64.6%	
3-Pt. FG%	1st Half: 9-16 56.3%		2nd Half: 6-8 75.0%									Game: 62.5%	
F Throw %	1st Half: 6-7 85.7%		2nd Half: 9-15 60.0%									Game: 68.2%	

Officials: Bruce Benedict, Tim Gattis, Marc Ellard
Technicals: UNC Greensboro-None. Tennessee-None.
Attendance: 17,483

Points in the paint-UNCG 32, UT 24. Points off turnovers-UNCG 14, UT 16.
2nd chance points-UNCG 15, UT 5. Fast break points-UNCG 4, UT 11.
Bench points-UNCG 23, UT 22. Score tied-0 times. Lead changed-0 times.
Last FG-UNCG 2nd-00:14, UT 2nd-00:28.
Largest lead-UNCG None, UT by 31 2nd-00:28.

Score by Periods	1st	2nd	Total
UNC Greensboro	30	33	63
Tennessee	49	43	92

Game #2

ULM (0-3)													62
Tennessee (2-0)													85
7 p.m. ET • Nov. 16, 2011 • Thompson-Boling Arena • Knoxville, Tenn.													
ULM	FG	3PT	FT	REBS	PF	TP	A	TO	BI	St	Min		
35 Lindsey, Treby	f	1-3	0-1	2-2	0-4-4	5	4	0	1	0	1	20	
41 Ribeiro, Fabio	c	4-11	0-0	0-0	0-7-7	3	8	0	0	1	1	33	
10 Mackey, Trent	g	2-2	2-2	0-0	0-1-1	2	6	1	1	0	1	23	
11 Winborne, Charles	g	2-6	2-5	0-0	0-2-2	1	6	5	1	0	0	23	
55 Brown, Fred	g	6-14	4-8	2-2	0-1-1	4	18	2	2	0	2	28	
03 Hansberry, Marcellis		2-5	0-1	0-0	1-1-2	1	4	2	0	0	0	19	
04 McCray, R.J.		2-3	0-0	1-2	0-0-0	1	5	1	4	2	1	23	
23 Smith, Reginald		0-0	0-0	0-0	0-0-0	0	0	0	0	0	0	2	
22 Mingo, Hugh		5-12	0-2	1-2	1-6-7	2	11	4	1	0	1	27	
33 Martin, D'Andre		0-0	0-0	0-0	0-0-0	0	0	0	2	0	0	2	
TEAM					1-2-3								
Totals	24-56	8-19	6-8	3-24	27	62	15	11	4	6	200		
TOTAL FG%	1st Half: 15-32 46.9%		2nd Half: 9-24 37.5%									Game: 42.9%	
3-Pt. FG%	1st Half: 3-8 37.5%		2nd Half: 5-11 45.5%									Game: 42.1%	
F Throw %	1st Half: 0-0 0.0%		2nd Half: 6-8 75.0%									Game: 75.0%	

Tennessee	FG	3PT	FT	REBS	PF	TP	A	TO	BI	St	Min		
20 Hall, Kenney	f	1-5	0-0	0-0	2-3-5	1	2	1	3	2	0	17	
34 Maymon, Jeronne	f	5-6	0-0	1-3	5-6-11	0	11	1	2	0	0	23	
52 McRae, Jordan	f	3-9	1-5	2-2	0-1-1	1	9	1	3	2	0	17	
11 Golden, Trae	g	5-11	1-4	6-7	1-2-3	2	17	11	3	0	0	31	
23 Tatum, Cameron	g	4-10	3-6	2-3	1-3-4	1	13	2	0	0	2	31	
01 Richardson, Josh		4-7	1-3	2-2	1-1-2	1	11	2	0	0	2	18	
02 Campbell, Galen		0-0	0-0	0-0	0-0-0	0	0	0	0	0	0	1	
03 Woolridge, Renaldo		0-4	0-2	0-0	0-5-5	0	0	0	0	1	0	15	
13 McBee, Skylar		5-11	5-9	0-0	1-2-3	2	15	2	0	0	2	30	
24 Lopez, Brandon		0-0	0-0	0-0	0-0-0	0	0	0	0	0	0	2	
25 Miller, Dwight		3-4	0-0	1-3	2-4-6	3	7	0	0	0	1	15	
TEAM					4-2-6								
Totals	30-67	11-29	14-20	17-29	46	11	85	20	11	5	7	200	
TOTAL FG%	1st Half: 10-32 31.3%		2nd Half: 20-35 57.1%									Game: 44.8%	
3-Pt. FG%	1st Half: 6-17 35.3%		2nd Half: 5-12 41.7%									Game: 37.9%	
F Throw %	1st Half: 7-11 63.6%		2nd Half: 7-9 77.8%									Game: 70.0%	

Officials: Tony Greene, Mike Nance, Chuck Jones
Technicals: ULM-None. Tennessee-None.
Attendance: 14,751

Points in the paint-ULM 10, UT 34. Points off turnovers-ULM 6, UT 21.
2nd chance points-ULM 4, UT 15. Fast break points-ULM 6, UT 16.
Bench points-ULM 20, UT 33. Score tied-5 times. Lead changed-8 times.
Last FG-ULM 2nd-03:19, UT 2nd-00:11.
Largest lead-ULM by 4 2nd-19:06, UT by 23 2nd-00:11.

Score by Periods	1st	2nd	Total
ULM	33	29	62
Tennessee	33	52	85

Game #3

Tennessee (2-1)													67
Duke (5-0)													77
5:30 p.m. ET • Nov. 21, 2011 • Lahaina Civic Center • Maui, Hawaii													
Tennessee	FG	3PT	FT	REBS	PF	TP	A	TO	BI	St	Min		
20 Hall, Kenney	f	2-5	0-0	2-2	2-2-4	4	6	0	0	2	1	13	
34 Maymon, Jeronne	f	5-14	0-2	4-4	5-7-12	2	14	2	4	0	0	32	
11 Golden, Trae	g	4-8	0-2	5-6	1-0-1	4	13	2	3	0	0	20	
23 Tatum, Cameron	g	4-8	0-0	2-3	0-5-5	1	10	4	0	0	0	29	
52 McRae, Jordan	g	3-10	0-1	5-6	0-2-2	2	11	0	2	0	0	28	
00 Makanjula, Yemi		2-2	0-0	0-0	1-1-2	4	4	0	0	0	0	13	
01 Richardson, Josh		0-0	0-0	0-0	0-1-1	2	0	0	0	1	0	10	
03 Woolridge, Renaldo		1-3	0-1	1-2	1-2-3	3	3	0	2	0	0	15	
04 Washpun, Wes		1-2	0-0	0-0	0-1-1	1	2	0	0	0	2	19	
13 McBee, Skylar		1-2	0-1	0-0	0-2-2	1	2	1	1	0	1	12	
25 Miller, Dwight		1-4	0-1	0-1	0-1-1	0	2	0	0	0	1	9	
TEAM					0-0-0								
Totals	24-58	0-8	19-24	10-24	34	24	67	9	12	3	7	200	
TOTAL FG%	1st Half: 11-33 33.3%		2nd Half: 13-25 52.0%									Game: 41.4%	
3-Pt. FG%	1st Half: 0-6 0.0%		2nd Half: 0-2 0.0%									Game: 0.0%	
F Throw %	1st Half: 11-12 91.7%		2nd Half: 8-12 66.7%									Game: 79.2%	

05 Plumlee, Mason	f	3-5	0-0	2-2	2-11-13	2	8	3	0	0	0	33
34 Kelly, Ryan	f	5-9	2-6	5-6	1-5-6	3	17	1	1	0	1	27
00 Rivers, Austin	g	6-15	2-4	4-6	0-3-3	1	18	2	2	0	1	31
20 Dawkins, Andre	g	4-7	2-4	0-0	0-0-0	3	10	1	0	0	0	32
30 Curry, Seth	g	5-10	1-4	6-6	0-1-1	3	17	4	3	0	2	36
02 Cook, Quinn		1-3	0-0	0-0	0-2-2	0	2	1	1	1	1	8
03 Thornton, Tyler		0-0	0-0	0-0	0-0-0	5	0	0	2	0	0	14
15 Hairston, Josh		0-0	0-0	0-0	0-2-0	0	0	0	0	0	0	2
21 Plumlee, Miles		2-5	0-0	1-4	3-3-6	1	5	1	1	1	0	17
TEAM					1-3-4							
Totals		26-54	7-18	18-27	9-28-37	18	77	11	13	2	5	200
TOTAL FG%	1st Half: 13-27	48.1%	2nd Half: 13-27	48.1%	Game: 48.1%							
3-Pt. FG%	1st Half: 6-10	60.0%	2nd Half: 1-8	12.5%	Game: 38.9%							
F Throw %	1st Half: 7-14	50.0%	2nd Half: 11-23	84.6%	Game: 66.7%							

Game #7

#17 **Pittsburgh (7-1)** 61
Tennessee (3-4) 56

5:15 p.m. ET • Dec. 3, 2011 • Thompson-Boling Arena • Knoxville, Tenn.

Pittsburgh	FG	3PT	FT	REBS	PF	TP	A	TO	BI	St	Min
21 Patterson, Lamar	f	3-6	2-3	0-1	0-1-1	1	8	3	1	0	31
24 Birch, Khem	f	2-4	0-0	2-2	2-3-5	1	4	0	0	2	15
35 Robinson, Nasir	f	8-11	0-1	0-0	9-3-12	2	16	0	0	0	32
03 Wright, Cameron	g	0-6	0-2	0-0	0-2-2	1	0	2	0	0	25
12 Gibbs, Ashton	g	7-21	1-3	1-2	1-4-5	1	16	6	4	0	38
02 Epps, Isaiah	0-0	0-0	0-0	0-0-0	0	0	0	0	0	0	0+
04 Johnson, John	3-6	1-2	1-1	0-0-0	0	8	3	1	0	0	18
11 Taylor, Dante	4-8	0-0	0-2	2-3-5	2	8	0	0	0	0	16
42 Zanna, Talib	0-0	0-0	1-2	0-2-2	2	1	0	0	0	0	16
44 Moore, J.J.	0-2	0-1	0-0	0-0-0	0	0	0	0	0	1	9
TEAM				3-3-6							
Totals	27-64	4-12	3-9	17-21-38	10	61	14	6	2	4	200

TOTAL FG% 1st Half: 12-32 37.5% 2nd Half: 15-32 46.9% Game: 42.2%
 3-Pt. FG% 1st Half: 2-5 40.0% 2nd Half: 2-7 28.6% Game: 33.3%
 F Throw % 1st Half: 1-2 50.0% 2nd Half: 2-7 28.6% Game: 33.3%

Tennessee	FG	3PT	FT	REBS	PF	TP	A	TO	BI	St	Min
34 Maymon, Jeronne	f	6-10	0-0	0-0	0-1-1	3	12	0	1	1	27
20 Hall, Kenny	c	3-6	0-0	2-2	3-9-12	2	8	0	1	2	27
11 Golden, Trae	g	4-8	1-3	3-4	0-1-1	3	12	6	3	0	34
23 Tatum, Cameron	g	5-12	2-6	1-2	0-10-10	1	13	1	4	0	34
52 McRae, Jordan	g	2-8	1-4	0-0	0-1-1	1	5	5	1	2	30
00 Makanjula, Yemi	1-3	0-0	0-0	3-0-3	0	2	0	0	0	0	13
01 Richardson, Josh	0-1	0-0	0-0	1-0-1	1	0	1	0	0	0	9
04 Washpun, Wes	0-0	0-0	0-0	0-0-0	1	0	0	0	0	0	6
13 McBee, Skylar	0-0	0-0	0-0	0-0-0	2	0	0	0	0	0	7
25 Miller, Dwight	2-3	0-1	0-0	0-2-2	2	4	0	0	1	0	13
TEAM				0-1-1							
Totals	23-51	4-14	6-8	7-25-32	16	56	13	11	6	3	200

TOTAL FG% 1st Half: 11-21 52.4% 2nd Half: 12-30 40.0% Game: 45.1%
 3-Pt. FG% 1st Half: 2-5 40.0% 2nd Half: 2-9 22.2% Game: 28.6%
 F Throw % 1st Half: 2-2 100% 2nd Half: 4-6 66.7% Game: 75.0%

Officials: Joe Lindsay, Roger Ayers, Tim Clougherty

Technical: Pittsburgh-None. Tennessee-None.

Attendance: 17,249

Points in the paint-PITT 28, UT 36. Points off turnovers-PITT 11, UT 10.
 2nd chance points-PITT 18, UT 4. Fast break points-PITT 2, UT 8.
 Bench points-PITT 17, UT 6. Score tied-2 times. Lead changed-10 times.
 Last FG-PITT 2nd-00:02, UT 2nd-00:15.
 Largest lead-PITT by 8 2nd-05:01, UT by 6 1st-04:22.

Score by Periods	1st	2nd	Total
Pittsburgh	27	34	61
Tennessee	26	30	56

Game #8

Austin Peay (2-9) 74
Tennessee (3-5) 70

Noon ET • Dec. 10, 2011 • Thompson-Boling Arena • Knoxville, Tenn.

Austin Peay	FG	3PT	FT	REBS	PF	TP	A	TO	BI	St	Min
20 Baker, Melvin	f	4-5	2-3	0-0	1-1-2	4	10	0	1	1	20
23 Terry, Josh	f	6-10	0-0	8-10	1-5-6	3	20	5	2	0	39
21 Fraley, John	c	5-6	0-0	2-3	2-3-5	1	12	1	3	2	29
01 Clyburn, Jerome	g	3-5	1-1	2-3	0-2-2	3	9	4	3	1	33
22 Lawrence, Herdie	g	0-3	0-0	0-0	0-0-0	0	1	3	0	2	15
10 Triggs, Will	0-1	0-0	2-2	0-4-4	1	2	1	0	0	0	16
11 Greer, Thomas	0-0	0-0	0-0	0-0-0	0	1	0	0	0	0	3
12 Edmondson, Tyshawn	7-13	2-4	3-4	1-2-3	2	19	2	3	0	1	30
15 Freeman, Chris	1-1	0-0	0-0	0-1-1	1	2	0	0	0	1	15
TEAM				0-1-1							
Totals	26-44	5-8	17-22	5-19-24	15	74	15	16	6	10	200

TOTAL FG% 1st Half: 10-22 45.5% 2nd Half: 16-22 72.7% Game: 59.1%
 3-Pt. FG% 1st Half: 1-3 33.3% 2nd Half: 4-5 80.0% Game: 62.5%
 F Throw % 1st Half: 9-10 90.0% 2nd Half: 8-12 66.7% Game: 77.3%

Tennessee	FG	3PT	FT	REBS	PF	TP	A	TO	BI	St	Min
20 Hall, Kenny	f	5-5	0-0	2-4	7-3-10	1	12	1	2	2	28
34 Maymon, Jeronne	f	8-10	0-1	2-5	6-3-9	1	18	2	0	2	31
52 McRae, Jordan	f	7-14	0-3	0-0	0-2-2	4	14	3	3	0	23
11 Golden, Trae	g	1-9	1-5	4-4	1-1-2	3	7	4	3	0	30
23 Tatum, Cameron	g	0-6	0-2	1-2	0-0-0	2	1	3	2	0	30
00 Makanjula, Yemi	1-1	0-0	0-0	0-3-3	2	2	0	0	0	0	10
01 Richardson, Josh	2-4	1-2	0-0	1-0-1	3	5	0	2	0	0	10
04 Washpun, Wes	0-3	0-0	0-0	2-1-3	2	0	1	2	0	1	10
13 McBee, Skylar	3-6	3-6	0-1	1-2-3	1	9	2	1	0	0	21
25 Miller, Dwight	1-2	0-0	0-0	0-0-0	0	2	0	0	0	1	7
TEAM				1-0-1							
Totals	28-60	5-19	9-16	19-35-34	19	70	16	18	2	8	200

TOTAL FG% 1st Half: 16-36 44.4% 2nd Half: 12-24 50.0% Game: 46.7%
 3-Pt. FG% 1st Half: 2-9 22.2% 2nd Half: 3-10 30.0% Game: 26.3%
 F Throw % 1st Half: 3-8 37.5% 2nd Half: 6-8 75.0% Game: 56.3%

Officials: Gary Maxwell, John Hampton, Pat Adams

Technical: Austin Peay-None. Tennessee-None.

Attendance: 14,692

Points in the paint-APSU 24, UT 42. Points off turnovers-APSU 27, UT 20.
 2nd chance points-APSU 9, UT 21. Fast break points-APSU 6, UT 12.
 Bench points-APSU 23, UT 18. Score tied-4 times. Lead changed-6 times.
 Last FG-APSU 2nd-00:16, UT 2nd-02:39.
 Largest lead-APSU by 4 1st-19:09, UT by 12 2nd-17:02.

Score by Periods	1st	2nd	Total
Austin Peay	30	44	74
Tennessee	37	33	70

Game #9

Tennessee (3-6) 65
College of Charleston (8-1) 71

9 p.m. ET • Dec. 14, 2011 • TD Arena • Charleston, S.C.

Tennessee													
		FG	3PT	FT	REBS	PF	TP	A	TO	BI	St	Min	
20	Hall, Kenny	f	1-1	0-0	0-0	0-1	4	2	0	2	0	18	
34	Maymon, Jeronne	f	4-6	0-0	1-2	1-7-8	4	9	2	1	1	30	
11	Golden, Trae	g	4-8	1-4	0-0	1-2-3	2	9	5	5	0	35	
23	Tatum, Cameron	g	1-6	0-4	0-0	0-3-1	1	2	3	2	0	19	
52	McRae, Jordan	g	6-12	4-8	3-4	0-1-1	2	19	1	3	2	0	32
00	Makanjula, Yemi		0-1	0-0	0-0	1-2-3	3	0	0	0	0	6	
01	Richardson, Josh		1-2	0-1	0-0	1-1-2	0	2	3	2	0	19	
03	Woolridge, Renaldo		0-5	0-2	0-0	2-1-3	2	0	0	0	0	9	
13	McBee, Skylar		3-8	3-8	0-0	0-2-2	2	9	0	1	0	0	13
25	Miller, Dwight		6-8	1-2	0-0	4-3-7	0	13	0	0	2	0	13
TEAM					0-3-3								
Totals			26-57	9-29	4-6	10-26-36	20	65	14	16	5	6	200

TOTAL FG% 1st Half: 14-33 42.4% 2nd Half: 12-24 50.0% Game: 45.6%
 3-Pt. FG% 1st Half: 5-16 31.3% 2nd Half: 4-13 30.8% Game: 31.0%
 F Throw % 1st Half: 4-6 66.7% 2nd Half: 0-0 0.0% Game: 66.7%

College of Charleston		FG	3PT	FT	REBS	PF	TP	A	TO	BI	St	Min	
30	Wiggins, Antwaine	f	10-12	3-4	1-5	3-5-8	0	24	3	4	0	1	31
44	Wiedeman, Trent	f	3-7	0-0	2-6	0-3-3	0	8	0	2	0	1	3
01	Baru, Adjeji	c	3-4	0-0	2-2	1-1-2	1	8	0	0	0	2	27
04	Lawrence, Andrew	g	3-12	1-2	7-10	0-3-3	4	14	4	0	1	5	32
32	Scott, Jordan	g	0-4	0-2	0-0	1-0-1	0	2	1	1	0	1	18
05	Sundberg, Matt	3-5	2-4	0-0	1-3-4	2	8	1	0	0	0	0	23
11	Johnson, Nori	0-0	0-0	0-0	0-0-0	1	0	0	0	0	0	0	4
22	Stitt, Anthony	3-7	1-3	2-3	0-3-3	0	9	3	1	0	0	0	30
TEAM					2-4-6								
Totals		25-51	7-15	14-26	8-22-30	8	71	13	10	2	9	2	200

TOTAL FG% 1st Half: 10-28 35.7% 2nd Half: 15-23 65.2% Game: 49.0%
 3-Pt. FG% 1st Half: 5-10 50.0% 2nd Half: 2-5 40.0% Game: 46.7%
 F Throw % 1st Half: 8-12 66.7% 2nd Half: 6-14 42.9% Game: 53.8%

Officials: J.B. Caldwell, Mike Kitts and Roger Ayers

Technical: Tennessee-None. College of Charleston-None.

Attendance: 5,137

Points in the paint-UT 28, COFC 26. Points off turnovers-UT 16, COFC 22.
 2nd chance points-UT 11, COFC 9. Fast break points-UT 8, COFC 9.
 Bench points-UT 24, COFC 17. Score tied-2 times. Lead changed-3 times.
 Last FG-UT 2nd-01:01, COFC 2nd-02:08.
 Largest lead-UT by 13 1st-05:39, COFC by 14 2nd-06:00.

Score by Periods	1st	2nd	Total
Tennessee	37	28	65
College of Charleston	33	38	71

Game #10

UNC Asheville (6-5) 68
Tennessee (4-6) 72

7 p.m. ET • Dec. 20, 2011 • Thompson-Boling Arena • Knoxville, Tenn.

UNC Asheville	FG	3PT	FT	REBS	PF	TP	A	TO	BI	St	Min
15 Atkinson, Jeremy	f	7-14	1-4	0-2	2-3-5	4	15	1	2	0	34
32 Dickson, Quinn	f	1-5	0-0	1-2	2-7-9	2	3	3	1	0	33
02 Jackson, Matt	g	2-7	1-5	2-2	1-2-3	3	7	3	4	0	31
03 Primm, J.P.	g	6-12	4-8	9-11	0-3-3	4	25	2	5	0	37
04 Stephenson, Chris	g	3-5	1-2	3-5	0-3-3	4	10	5	0	0	25
23 Hornsby, Keith	0-1	0-0	0-0	0-0-0	1	0	0	1	0	0	7
35 Nwannunu, Jon	3-4	0-0	2-2	0-5-5	3	8	0	1	1	0	24
45 Roberts, Jaleel	0-1	0-0	0-0	1-1-2	0	0	0	0	0	0	2
55 Meyer, Trent	0-0	0-0	0-0	1-0-1	0	0	0	0	0	0	5
TEAM				1-1-2							
Totals	22-49	7-19	17-24	8-25-33	21	68	14	14	1	6	200

TOTAL FG% 1st Half: 13-25 52.0% 2nd Half: 9-24 37.5% Game: 44.9%
 3-Pt. FG% 1st Half: 3-8 37.5% 2nd Half: 4-11 36.4% Game: 36.8%
 F Throw % 1st Half: 6-7 85.7% 2nd Half: 11-17 64.7% Game: 70.8%

Tennessee		FG	3PT	FT	REBS	PF	TP	A	TO	BI	St	Min
20 Hall, Kenny	f	6-9	0-0	0-2	2-2-4	3	12	2	3	3	0	26
34 Maymon, Jeronne	f	4-6	0-0	2-4	6-7-13	4	10	3	3	0	23	
52 McRae, Jordan	f	0-4	0-3	0-0	0-2-2	0	0	0	0	0	10	
11 Golden, Trae	g	1-8	0-4	3-4	1-0-1	2	5	3	3	0	29	
23 Tatum, Cameron	g	5-8	4-5	3-4	2-5-7	4	17	3	0	0	31	
00 Makanjula, Yemi	0	0-0	0-1	1-0-1	0	0	0	0	0	1	4	
01 Richardson, Josh	1	1-3	0-0	3-3	0-0-0	2	5	0	1	0	12	
03 Woolridge, Renaldo	7-12	3-6	0-0	0-3-3	4	17	2	2	0	0	23	
04 Woodpeck, Wes	1-2	0-0	0-0	2-1-3	0	2	2	0	0	0	10	
13 McBea, Skylar	1-7	1-6	1-2	0-1-1	2	4	1	1	0	0	26	
25 Miller, Dwight	0-1	0-0	0-0	1-0-1	2	0	0	0	1	1	6	
TEAM				0-1-1								
Totals		26-60	8-24	12-20	15-22-37	23	72	18	12	4	7	200

Game #13

Chattanooga (6-9)

Tennessee (7-6)

63

76

7 p.m. ET • Jan. 2, 2012 • Thompson-Boling Arena • Knoxville, Tenn.

7 p.m. ET • Jan. 2, 2012 • Chattanooga-Boring Arena • Knoxville, Tenn.												
Chattanooga		FG	3PT	FT	REBS	PF	T	A	TO	Bl	St	Min
00 Wattad, Omar	f	5-11	4-8	2-2	0-1-1	3	16	2	0	0	0	28
20 Zlovaric, Drazen	f	4-11	0-1	3-4	2-5-7	2	11	1	0	0	0	36
32 Burroughs, Jahmal	f	0-2	0-1	0-4	3-3-6	4	0	1	2	0	0	22
03 Bell, Keegan	g	5-13	4-10	1-3	0-4-4	1	15	3	2	0	1	38
22 Taylor, Ricky	g	3-10	3-5	8-9	0-5-5	2	17	4	3	0	0	34
01 Stokes, Lance		0-0	0-0	0-0	0-0-0	1	0	0	0	0	0	4
02 Hampton, Dontay		0-2	0-1	0-0	0-0-0	1	0	0	1	0	0	7
11 White, Ronrico		1-3	0-0	0-0	1-3-4	1	2	0	0	0	1	14
30 Mason, Z.		1-3	0-0	0-0	0-2-2	1	2	0	0	0	0	18
34 Bryant, Jared		0-0	0-0	0-0	0-1-1	4	0	0	3	0	0	3
TEAM					1-6-7							
Totals		19-55	11-26	14-22	7-30-37	20	63	11	12	0	3	200

TOTAL FG%	1st Half: 9-30 30.0%	2nd Half: 10-25 40.0%	Game: 34.5%
3-Pt. FG%	1st Half: 9-24 37.5%	2nd Half: 5-11 45.5%	Game: 42.3%
F Throw %	1st Half: 8-9 88.9%	2nd Half: 6-13 46.2%	Game: 63.6%

Tennessee		FG	3PT	FT	REBS	PF	T	A	TO	BI	St	Min
20 Hall, Kenny	f	1-3	0-0	0-1	4-1-5	2	2	1	2	1	1	28
34 Maymon, Jeronne	f	1-4	0-0	0-0	5-5-10	5	2	2	1	1	0	20
52 McRae, Jordan	f	3-10	2-7	4-4	0-1-1	2	12	1	0	1	0	
11 Golden, Trae	g	11-17	4-9	3-3	1-3-4	2	29	3	3	0	1	36
23 Tatum, Cameron	g	3-16	1-9	0-0	0-8-8	0	7	6	0	0	0	32
00 Makanjula, Yemi		0-0	0-0	0-2	0-3-3	0	0	0	0	2	0	8
01 Richardson, Josh		0-1	0-0	1-2	0-2-2	1	1	0	0	0	1	6
03 Woolridge, Renaldo		3-6	1-3	0-0	2-5-7	2	7	0	3	1	0	24
04 Washpun, Wes		0-0	0-0	0-0	0-1-1	0	0	0	0	0	0	4
13 McBee, Skylar		5-11	5-11	1-2	0-1-1	2	16	1	1	0	0	26
TEAM					1-2-3							
Totals		27-68	13-39	9-14	13-32-45	16	76	14	10	6	3	200

TOTAL FG%	1st Half: 16-35 45.7%	2nd Half: 11-33 33.3%	Game: 39.7%
3-Pt. FG%	1st Half: 9-24 37.5%	2nd Half: 4-15 26.7%	Game: 33.3%
F Throw %	1st Half: 3-4 75.0%	2nd Half: 6-10 60.0%	Game: 64.3%

Officials: Tom Eades, Mike Nance, Mark Whitehead

Technical: Chattanooga-None. Tennessee-Maymon, Jeronne.

Attendance: 15,239

Points in the paint-UT 16, UT 26. Points off turnovers-UTC 9, UT 14.
2nd chance points-UTC 4, UT 14. Fast break points-UTC 7, UT 8.
Bench points-UTC 4, UT 24. Score tied-2 times. Lead changed-2 times.
Last FG-UTC 2nd-06:02, UT 2nd-01:19.
Largest lead-UTC by 7 1st-06:47, UT by 14 1st-00:23.

Score by Periods	1st	2nd	Total
Chattanooga	32	31	63
Tennessee	44	32	76

Game #14

Tennessee (7-7)

Memphis (9-5)

51

69

7 p.m. CT • Jan. 4, 2012 • FedEx Forum • Memphis, Tenn.

Tennessee		FG	3PT	FT	REBS	PF	TP	A	TO	Bl	St	Min
20 Hall, Kenny	f	2-3	0-0	0-0	0-0-0	2	4	1	1	1	1	20
34 Maymon, Jeronne	f	4-15	0-1	1-3	4-5-9	2	9	1	0	0	0	28
52 McRae, Jordan	f	1-4	0-2	0-0	0-1-1	0	2	0	2	0	1	15
11 Golden, Trae	g	8-14	3-5	3-4	1-0-1	2	22	3	5	0	1	35
23 Tatum, Cameron	g	2-6	1-2	0-0	0-1-1	0	5	2	2	1	2	28
00 Makanjuola, Yemi		0-0	0-0	0-0	2-2-4	1	0	0	3	2	0	13
01 Richardson, Josh		1-5	0-3	0-0	1-5-6	2	2	0	0	0	1	16
03 Woolridge, Renaldo		3-6	1-4	0-0	0-1-1	0	7	0	2	0	0	20
04 Washpun, Wes		0-0	0-0	0-0	0-1-1	4	0	2	0	1	0	9
13 McBee, Skylar		0-5	0-4	0-0	0-0-0	2	0	1	0	0	1	16
TEAM					0-2-2							
Totals		21-58	5-21	4-7	8-18-26	15	51	10	15	6	6	200

TOTAL FG%	1st Half: 9-30 30.0%	2nd Half: 12-28 42.9%	Game: 36.2%
3-Pt. FG%	1st Half: 2-10 20.0%	2nd Half: 3-11 27.3%	Game: 23.8%
F Throw %	1st Half: 0-0 0.0%	2nd Half: 4-7 57.1%	Game: 57.1%

Memphis		FG	3PT	FT	REBS	P	A	T	O	BI	St	Min
00 Hall, Ferrakohn	f	1-3	0-0	0-0	0-2-2	3	2	0	1	0	0	19
10 Black, Tarik	f	7-8	0-0	4-4	2-5-7	3	18	1	3	2	0	36
35 Thomas, Adonis	f	2-6	0-2	0-0	2-3-5	0	4	2	1	0	0	23
02 Barton, Antonio	g	5-7	4-5	5-5	0-3-3	2	19	2	2	0	0	23
03 Crawford, Chris	g	2-5	1-1	0-0	0-6-6	1	5	5	2	1	4	24
01 Jackson, Joe		2-5	0-2	3-4	0-2-2	2	7	4	4	0	1	15
04 Carmouche, Charles		0-0	0-0	0-0	0-0-0	0	0	0	0	0	1	4
05 Barton, Will		4-13	0-3	2-2	2-2-4	1	10	2	2	0	3	31
11 Witherspoon, Wesley		2-5	0-3	0-0	0-3-3	2	4	2	1	0	1	21
30 Stephens, D.J.		0-1	0-0	0-0	1-1-2	0	0	0	0	0	0	2
32 Simpson, Stan		0-0	0-0	0-0	0-0-0	0	0	0	0	0	0	2
TEAM					1-1-2							
Totals		25-53	5-16	14-15	8-24-36	14	69	18	16	3	10	200

TOTAL FG%	1st Half: 11-27 40.7%	2nd Half: 14-26 53.8%	Game: 47.2%
3-Pt. FG%	1st Half: 2-10 20.0%	2nd Half: 3-6 50.0%	Game: 31.3%
F Throw %	1st Half: 4-4 100%	2nd Half: 10-11 90.9%	Game: 93.3%

Officials: Ted Valentine, J.B. Caldwell, Anthony Jordan

Technical: Tennessee-Washpun, Wes. Memphis-Barton, Will.

Attendance: 18334

Points in the paint-UT 22, MEM 38. Points off turnovers-UT 17, MEM 18.
2nd chance points-UT 6, MEM 6. Fast break points-UT 12, MEM 11.
Bench points-UT 9, MEM 21. Score tied-1 time. Lead changed-3 times.
Last FG-UT 2nd-00:30, MEM 2nd-00:52.
Largest lead-UT by 2 1st-19:04, MEM by 22 2nd-02:46.

Score by Periods	1st	2nd	Total
Tennessee	20	31	51
Memphis	28	41	69

Game #15

#13 Florida (12-4, 0-1 SEC)

Tennessee (8-7, 1-0 SEC)

56

67

7 p.m. ET • Jan. 7, 2012 • Thompson-Boling Arena • Knoxville, Tenn.

Florida		FG	3PT	FT	REBS	PF	TP	A	TO	Bl	St	Min
33 Murphy, Erik	f	5-7	1-2	2-2	1-3-4	2	13	1	3	4	1	27
04 Young, Patric	c	4-9	0-0	4-7	3-4-7	2	12	2	1	1	2	32
01 Boynton, Kenny	g	4-12	3-9	2-4	3-3-6	3	13	3	1	0	0	31
11 Walker, Erving	g	3-8	2-5	0-0	0-2-2	2	8	2	3	0	1	29
23 Beal, Bradley	g	4-12	1-5	0-0	0-5-5	4	9	1	5	2	1	34
03 Rosario, Mike		0-0	0-0	0-0	0-1-1	1	0	1	0	0	0	2
05 Wilbekin, Scottie		0-2	0-1	0-0	0-1-1	0	0	0	1	0	1	15
15 Yeguet, Will		0-3	0-0	0-0	3-2-5	4	0	0	0	0	1	17
24 Prather, Casey		0-3	0-0	1-2	4-0-4	2	1	0	1	0	0	11
34 Larson, Cody		0-0	0-0	0-0	0-0-0	0	0	0	0	0	0	2
Team					0-2-2							
Totals		20-56	7-22	9-15	14-23-37	20	56	10	15	7	7	200

TOTAL FG%	1st Half: 12-29 41.4%	2nd Half: 8-27 29.6%	Game: 35.7%
3-Pt. FG%	1st Half: 4-11 36.4%	2nd Half: 3-11 27.3%	Game: 31.8%
F Throw %	1st Half: 1-2 50.0%	2nd Half: 8-13 61.5%	Game: 60.0%

Tennessee		FG	3PT	FT	REBS	PF	TP	A	TO	BI	St	Min	
03	Woolridge, Renaldo	f	1-4	0-1	0-2	1-4-5	1	2	1	0	0	0	27
34	Maymon, Jeronne	f	4-8	0-0	4-10	1-6-7	2	12	2	0	0	2	27
01	Richardson, Josh	g	2-3	1-1	2-2	0-2-2	1	7	1	1	1	1	28
11	Golden, Trae	g	4-8	2-3	2-2	0-4-4	1	12	7	3	0	0	35
23	Tatum, Cameron	g	3-7	1-1	2-2	1-4-5	3	9	2	1	0	2	23
00	Makanjuola, Yemi		0-0	0-0	0-0	0-0-0	0	0	0	0	0	0	2
04	Washpun, Wes		1-2	0-0	0-0	0-1-1	2	2	2	4	1	0	9
13	McBee, Skylar		0-0	0-0	0-0	0-0-0	2	0	0	0	0	1	4
20	Hall, Kenny		6-8	0-0	1-1	0-5-5	4	13	0	1	0	0	24
52	McRae, Jordan		4-9	1-4	1-2	2-1-3	3	10	0	1	1	2	21
TEAM					2-0-2								
Totals			25-49	5-10	12-21	7-27-34	19	67	15	13	3	8	200

TOTAL FG%	1st Half: 13-27 48.1%	2nd Half: 12-22 54.5%	Game: 51.0%
3-Pt. FG%	1st Half: 3-5 60.0%	2nd Half: 2-5 40.0%	Game: 50.0%
F Throw %	1st Half: 4-8 50.0%	2nd Half: 8-13 61.5%	Game: 57.1%

Officials: Doug Shows, Pat Adams, John Hampton

Technical: Florida-None. Tennessee-None.

Attendance: 17,689

Points in the paint-UF 20, UT 32. Points off turnovers-UF 10, UT 14.
2nd chance points-UF 7, UT 9. Fast break points-UF 8, UT 7.
Bench points-UF 1, UT 25. Score tied-5 times. Lead changed-11 times.
Last FG-UF 2nd-01:01, UT 2nd-01:57.
Largest lead-UF by 4 1st-10:37, UT by 16 2nd-01:57.

Score by Periods	1st	2nd	Total
Florida	29	27	56
Tennessee	33	34	67

Game #16

Tennessee (8-8, 1-1 SEC)

#20 Mississippi State (14-3, 1-1 SEC)

58

62

8 p.m. CT • Jan. 12, 2012 • Humphrey Coliseum • Starkville, Miss.

Tennessee													
		FG	3PT	FT	REBS	PF	TP	A	TO	BI	St Min		
03	Woolridge, Renaldo	f	2-6	1-2	0-0	2-3-5	0	5	1	0	1	25	
34	Maymon, Jeronne	f	6-9	0-0	1-1	3-1-4	5	13	0	3	0	18	
01	Richardson, Josh	g	0-4	0-2	0-0	0-0-0	3	0	1	1	1	25	
11	Golden, Trae	g	7-11	4-6	2-2	0-4-4	3	20	4	5	0	34	
23	Tatum, Cameron	g	0-7	0-1	0-0	0-3-3	0	0	2	2	0	28	
00	Makanjula, Yemi		0-1	0-0	0-2	2-4-6	2	0	0	0	1	8	
13	McBee, Skylar		1-2	1-2	0-0	0-1-1	1	3	1	1	0	14	
20	Hall, Kenny		5-8	0-0	2-2	0-3-3	4	12	0	0	0	1	28
25	Miller, Dwight		0-0	0-0	0-0	0-0-0	0	0	0	0	0	1	
52	McRae, Jordan		2-6	1-1	0-0	1-2-3	1	5	0	1	1	0	19
TEAM					3-3-6								
Totals			23-54	7-14	5-7	11-24-35	19	58	9	14	3	4	200

Game #19

#13 Connecticut (14-5, 4-3 Big East) 57
Tennessee (9-10, 1-3 SEC) 60

4 p.m. ET • Jan. 21, 2012 • Thompson-Boling Arena • Knoxville, Tenn.

UConn	FG	3PT	FT	REBS	PF	TP	A	TO	BI	St	Min
34 Oriakhi, Alex	f	2-6	0-0	1-3	4-3-7	5	5	0	1	0	19
12 Drummond, Andre	c	3-8	0-0	0-0	5-4-9	3	6	0	3	1	31
03 Lamb, Jeremy	g	8-17	2-6	5-6	0-3-3	4	23	2	1	1	39
05 Giffey, Niels	g	1-3	1-2	2-2	1-5-6	2	5	1	1	1	35
13 Napier, Shabazz	g	6-18	3-10	3-6	1-3-4	4	18	4	2	0	38
02 Daniels, Deandre	0-0	0-0	0-0	1-0-1	0	0	0	0	1	0	4
04 Allen, Brendan	0-0	0-0	0-0	0-0-0	0	0	0	0	0	0	4
10 Olander, Tyler	0-0	0-0	0-0	0-2-2	3	0	1	1	0	0	18
22 Smith, Roscoe	0-3	0-0	0-0	1-3-4	0	0	0	0	0	0	12
TEAM				1-2-3							
Totals		20-55	6-18	11-17	14-25-39	21	57	8	11	3	200

TOTAL FG% 1st Half: 10-30 33.3% 2nd Half: 10-25 40.0% Game: 36.4%
 3-Pt. FG% 1st Half: 3-10 30.0% 2nd Half: 3-8 37.5% Game: 33.3%
 F Throw % 1st Half: 4-5 80.0% 2nd Half: 7-12 58.3% Game: 64.7%

Tennessee	FG	3PT	FT	REBS	PF	TP	A	TO	BI	St	Min
05 Stokes, Jarnell	f	6-10	0-0	4-9	3-9-12	2	16	0	0	2	29
34 Maymon, Jeronne	f	4-10	0-0	0-1	3-4-7	3	8	0	4	0	25
01 Richardson, Josh	g	2-3	0-1	0-0	0-1-1	2	4	0	1	0	28
11 Golden, Trae	g	0-4	0-2	2-5	0-1-1	2	6	2	0	3	36
23 Tatum, Cameron	g	5-8	4-7	1-2	1-1-2	4	15	3	0	0	30
03 Woolridge, Renaldo	0-1	0-1	0-0	0-2-2	0	0	0	0	0	0	3
04 Washpun, Wes	0-0	0-0	0-0	0-0-0	0	0	0	0	0	1	1
13 McBee, Skylar	2-5	2-5	2-2	0-0-0	1	8	2	1	0	0	15
20 Hall, Kenny	2-5	0-0	1-2	2-4-6	2	5	0	1	0	0	18
25 Miller, Dwight	0-2	0-0	0-0	1-0-1	1	0	0	0	0	0	5
52 McRae, Jordan	1-4	0-2	0-0	0-1-1	1	2	0	0	0	1	10
TEAM				2-2-4							
Totals		22-52	6-18	10-21	12-25-37	18	60	11	10	2	200

TOTAL FG% 1st Half: 11-27 40.7% 2nd Half: 11-25 44.0% Game: 42.3%
 3-Pt. FG% 1st Half: 3-9 33.3% 2nd Half: 3-9 33.3% Game: 33.3%
 F Throw % 1st Half: 0-2 0.0% 2nd Half: 7-10 70.0% Game: 47.6%

Officials: Karl Hess, Jamie Luckie, Michael Stephens
Technical: UConn-None. Tennessee-None.
Attendance: 21,114

Points in the paint-UConn 20, UT 22. Points off turnovers-UConn 9, UT 11.
 2nd chance points-UConn 9, UT 4. Fast break points-UConn 5, UT 2.
 Bench points-UConn 0, UT 15. Score tied-5 times. Lead changed-7 times.
 Last FG-UConn 2nd-00:06, UT 2nd-04:02.
 Largest lead-UConn by 4 1st-17:28, UT by 10 2nd-03:15.

Score by Periods	1st	2nd	Total
UConn	27	30	57
Tennessee	25	35	60

Game #20

Tennessee (9-11, 1-4 SEC) 47
Vanderbilt (15-8, 5-1 SEC) 65

6 p.m. CT • Jan. 24, 2012 • Memorial Gymnasium • Nashville, Tenn.

Tennessee		FG	3PT	FT	REBS	PF	A	TO	BI	St	Min	
05 Stokes, Jarnell	f	2-5	0-0	2-2	5-5-10	3	6	0	7	1	0	24
34 Maymon, Jeronne	f	6-9	0-0	2-4	2-6-8	2	15	1	2	1	29	
01 Richardson, Josh	g	1-5	1-3	2-2	0-0-0	2	5	2	3	0	1	23
11 Golden, Trae	g	2-11	0-1	0-0	0-1-1	0	4	0	1	0	1	33
23 Tatum, Cameron	g	1-5	0-2	0-0	1-2-3	1	2	1	2	0	0	24
00 Makanjula, Yemi		3-5	0-0	1-3	2-4-6	3	7	0	1	0	1	12
03 Woolridge, Renaldo		0-0	0-0	2-2	0-0-0	1	2	0	0	0	0	3
04 Washpun, Wes		1-1	0-0	1-1	1-2-3	0	2	2	3	0	2	13
13 McBee, Skylar		0-3	0-3	0-0	0-0-0	2	0	1	2	0	0	18
20 Hall, Kenny		1-3	0-0	0-0	0-2-2	1	2	1	1	1	0	11
25 Miller, Dwight		1-1	0-0	0-0	0-0-0	1	2	0	1	0	0	2
52 McRae, Jordan		0-3	0-1	0-0	2-2-4	2	0	0	2	0	0	8
TEAM					1-2-3							
Totals		18-51	1-10	10-14	14-26-40	18	47	8	25	3	6	200

TOTAL FG% 1st Half: 7-24 29.2% 2nd Half: 11-27 40.7% Game: 35.3%
 3-Pt. FG% 1st Half: 0-6 0.0% 2nd Half: 1-4 25.0% Game: 10.0%
 F Throw % 1st Half: 8-8 87.5% 2nd Half: 3-6 50.0% Game: 71.4%

Vanderbilt	FG	3PT	FT	REBS	PF	TP	A	TO	BI	St	Min
05 Goulbourne, Lance	f	1-4	1-4	0-0	2-1-3	4	3	2	4	1	23
44 Taylor, Jeffery	f	8-14	3-3	4-4	3-6-9	3	23	0	1	0	29
03 Ezeli, Festus	c	2-8	0-0	1-4	3-6-9	3	5	0	3	4	23
01 Tinsley, Brad	g	3-5	0-1	0-0	0-2-2	0	6	4	2	0	30
23 Jenkins, John	g	5-12	2-6	4-4	0-2-2	2	16	0	1	0	32
02 Johnson, Kedren		2-3	0-0	1-2	0-1-1	1	5	2	3	0	12
11 Fuller, Kyle		0-0	0-0	0-0	0-0-0	0	0	0	0	0	1
24 Parker, Dai-Jon		1-2	1-1	0-0	0-0-0	0	3	1	0	0	15
33 Tchiengang, Steve		1-5	1-2	0-0	0-0-0	4	3	1	1	1	17
34 Moats, Shelby		0-0	0-0	0-0	0-0-0	0	0	0	0	0	1
35 Siakam, James		0-0	0-0	0-0	0-0-0	0	0	0	0	0	1
45 Odom, Rod		0-1	0-1	1-3	1-2-3	3	1	2	0	0	16
TEAM					2-1-3						
Totals		23-54	8-18	11-17	11-21-32	20	65	12	16	6	200

TOTAL FG% 1st Half: 16-33 48.5% 2nd Half: 7-21 33.3% Game: 42.6%
 3-Pt. FG% 1st Half: 3-8 37.5% 2nd Half: 5-10 50.0% Game: 44.4%
 F Throw % 1st Half: 5-7 71.4% 2nd Half: 6-10 60.0% Game: 64.7%

Officials: Ted Valentine, J.B. Caldwell, Anthony Jordan
Technical: Tennessee-Stokes, Jarnell. Vanderbilt-Ezeli, Festus
Attendance: 14316

Points in the paint-UT 28, VU 26. Points off turnovers-UT 10, VU 30.
 2nd chance points-UT 8, VU 9. Fast break points-UT 0, VU 15.
 Bench points-UT 15, VU 12. Score tied-0 times. Lead changed-0 times.
 Last FG-UT 2nd-00:34, VU 2nd-06:08.
 Largest lead-UT None, VU by 27 2nd-10:57.

Score by Periods	1st	2nd	Total
Tennessee	21	26	47
Vanderbilt	40	25	65

Game #21

Auburn (12-9, 2-5 SEC) 49
Tennessee (10-11, 2-4 SEC) 64

6 p.m. ET • Jan. 28, 2012 • Thompson-Boling Arena • Knoxville, Tenn.

Auburn		FG	3PT	FT	REBS	PF	TP	A	TO	BI	St	Min
02 Payne, Allen	f	0-2	0-1	0-0	0-3-3	2	0	3	1	1	0	18
22 Gabriel, Kenny	f	5-11	3-6	0-0	0-5-5	4	13	0	1	1	1	34
41 Chubb, Rob	c	4-9	0-0	2-4	2-3-5	2	10	4	0	2	2	35
11 Wallace, Josh	g	0-0	0-0	2-2	0-0-0	3	2	2	1	0	0	12
23 Sullivan, Frankie	g	2-12	1-4	0-0	0-5-5	4	5	1	2	0	1	35
01 Ward, Varez		3-9	0-1	6-8	1-4-5	2	12	1	1	0	2	28
03 Denson, Chris		1-5	0-1	0-1	1-0-1	0	2	1	1	0	0	7
15 Neysmith, Tony		0-0	0-0	0-0	0-0-0	0	0	0	0	0	0	1
32 Johnson, Noel		1-4	1-3	0-0	1-1-2	2	3	0	0	0	2	17
45 Forbes, Adrian		1-4	0-0	0-0	0-2-2	2	2	0	2	1	2	13
TEAM					0-2-2							
Totals		17-56	5-16	10-15	5-25-30	21	49	8	13	3	20	200

TOTAL FG% 1st Half: 6-25 24.0% 2nd Half: 11-31 35.5% Game: 30.4%
 3-Pt. FG% 1st Half: 1-6 16.7% 2nd Half: 4-10 40.0% Game: 31.3%
 F Throw % 1st Half: 3-7 42.9% 2nd Half: 7-8 87.5% Game: 66.7%

Tennessee		FG	3PT	FT	REBS	PF	A	TO	BI	St	Min	
05 Stokes, Jarnell	f	5-9	0-0	1-2	3-3-6	2	11	2	3	2	4	27
34 Maymon, Jeronne	f	5-8	0-0	5-9	5-14-19	3	15	2	3	1	0	34
01 Richardson, Josh	g	0-2	0-1	0-0	1-2-3	1	0	0	2	0	0	10
11 Golden, Trae	g	2-9	1-3	8-8	1-3-4	2	13	2	4	1	0	35
23 Tatum, Cameron	g	0-9	0-6	0-0	0-4-4	0	0	1	0	0	1	22
00 Makanjula, Yemi	0	0-0	0-0	0-0	1-0-1	2	0	0	0	0	0	3
13 McBee, Skylar	3-9	2-7	4-4	0-4-4	3	12	2	0	0	0	30	
20 Hall, Kenny	1-5	0-0	0-0	3-2-5	4	2	0	1	2	0	14	
52 McRae, Jordan	4-7	1-3	2-2	0-6-6	0	11	1	3	2	0	25	
TEAM				1-0-1								
Totals		20-58	4-20	20-25	15-38-53	17	64	10	16	8	200	

TOTAL FG% 1st Half: 11-32 34.4% 2nd Half: 9-26 34.6% Game: 34.5%
 3-Pt. FG% 1st Half: 2-10 20.0% 2nd Half: 2-10 20.0% Game: 20.0%
 F Throw % 1st Half: 6-7 85.7% 2nd Half: 14-18 77.8% Game: 80.0%

Officials: Joe Lindsay, Mark Whitehead, Lee Cassell
Technical: Auburn-None. Tennessee-None.
Attendance: 19,024

Points in the paint-AU 12, UT 26. Points off turnovers-AU 20, UT 9.
 2nd chance points-AU 4, UT 12. Fast break points-AU 3, UT 6.
 Bench points-AU 19, UT 25. Score tied-2 times. Lead changed-5 times.
 Last FG-AU 2nd-00:21, UT 2nd-02:23.
 Largest lead-AU by 3 1st-17:47, UT by 20 2nd-01:06.

Score by Periods	1st	2nd	Total
Auburn	16	33	49
Tennessee	30	34	64

Game #22

Tennessee (10-12, 2-5 SEC) 44
Kentucky (22-1, 8-0 SEC) 69

7 p.m. ET • Jan. 31, 2012 • Rupp Arena • Lexington, Ky.

Tennessee													
		FG	3PT	FT	REBS	PF	A	T	O	BI	St		
05	Stokes, Jarnell	f	2-9	0-0	0-0	3-3-6	4	4	1	1	0	23	
34	Maymon, Jeronne	f	4-8	0-0	5-6	1-2-3	4	13	0	3	1	0	19
01	Richardson, Josh	g	0-5	0-3	0-0	1-0-1	2	0	1	0	0	0	16
11	Golden, Trae	g	2-6	1-3	0-1	0-2-2	2	5	1	2	0	0	25
23	Tatum, Cameron	g	0-7	0-1	0-0	1-2-3	1	0	3	1	0	0	27
00	Makanjuola, Yemi		1-1	0-0	0-0	2-3-5	2	2	0	0	0	0	15
03	Woolridge, Renaldo		6-9	5-6	0-0	1-2-3	0	17	0	1	0	0	25
04	Washpun, Wes		0-0	0-0	0-0	1-0-1	1	0	1	1	0	0	6
13	McBee, Skylar		1-6	1-4	0-0	0-1-1	1	3	0	1	0	2	25
20	Hall, Kenny		0-3	0-0	0-0	1-1-2	4	0	0	1	0	0	8
25	Miller, Dwight		0-1	0-0	0-0	1-0-1	1	0	0	0	0	0	5
52	McRae, Jordan		0-2	0-1	0-0	0-0-0	1	0	0	0	0	0	6
TEAM					1-0-1								
Totals			16-57	7-18	5-7	13-16-29	23	44	7	11	1	6	200

TOTAL FG% 1st Half: 9-32 28.1% 2nd Half: 7-25 28.0% Game: 28.1%
 3-Pt. FG% 1st Half: 7-12 58.3% 2nd Half: 0-6 0.0% Game: 38.9%
 F Throw % 1st Half: 0-0 0.0% 2nd Half: 5-7 71.4% Game: 71.4%

Kentucky	FG
----------	----

Game #25

Tennessee (13-12, 5-5 SEC)	75
#8 Florida (19-6, 7-3 SEC)	70
4 p.m. ET • Feb. 11, 2012 • Stephen C. O'Connell Center • Gainesville, Fla.	

Tennessee	FG	3PT	FT	REBS	PF	TP	A	TO	BI	St	Min
20 Hall, Jeronne	f	4-8	0-0	0-2	2-13	4	8	1	0	0	22
34 Maymon, Jeronne	f	5-14	0-0	5-9	3-8-11	1	15	2	3	0	1 36
11 Golden, Trae	g	4-7	0-1	9-11	1-2-3	1	17	7	2	0	0 38
13 McBee, Skylar	g	4-7	4-7	1-2	0-2-2	2	13	1	0	0	0 38
23 Tatum, Cameron	g	0-0	0-0	0-0	0-2-2	5	0	0	2	0	0 17
01 Richardson, Josh	g	2-4	0-0	2-2	0-1-1	2	6	1	2	0	0 11
03 Woolridge, Renaldo	g	0-0	0-0	0-0	0-0-0	0	0	0	1	0	0 1
04 Washpun, Wes	g	0-0	0-0	0-0	0-0-0	1	0	0	0	0	0+
05 Stokes, Jarnell	g	1-4	0-0	2-4	1-1-2	1	4	1	1	0	2 11
52 McRae, Jordan	g	4-6	1-3	3-4	1-5-6	5	12	1	1	1	0 26
TEAM				4-2-6							
Totals	24-50	5-11	22-34	12-24-36	22	75	14	13	1	4	200

TOTAL FG%	1st Half: 15-30 50.0%	2nd Half: 9-20 45.0%	Game: 48.0%
3-Pt. FG%	1st Half: 4-9 44.4%	2nd Half: 1-2 50.0%	Game: 45.5%
F Throw %	1st Half: 7-10 70.0%	2nd Half: 15-24 62.5%	Game: 64.7%

Florida	FG	3PT	FT	REBS	PF	TP	A	TO	BI	St	Min
04 Young, Patric	f	2-4	0-0	3-4	1-7-8	3	7	1	2	2	0 36
33 Murphy, Erik	f	5-9	2-5	0-0	0-3-3	4	12	1	3	0	2 27
01 Boynton, Kenny	g	4-10	4-8	4-8	0-3-3	1	16	1	2	0	0 35
11 Walker, Erving	g	4-9	1-6	0-1	0-1-1	2	9	2	2	0	0 34
23 Beal, Bradley	g	2-8	1-5	11-13	2-6-8	4	16	3	1	2	38
05 Wilbekin, Scottie	g	3-6	3-5	0-0	2-0-2	5	9	1	0	0	1 17
15 Yegute, Will	g	0-0	0-0	0-0	0-0-0	0	0	0	1	1	1 2
24 Prather, Casey	g	0-0	0-0	1-2	0-2-2	5	1	0	2	1	1 11
35 Pitchford, Walter	g	0-0	0-0	0-0	0-0-0	0	0	0	0	0	0+
TEAM				1-2-3							
Totals	20-46	11-29	19-28	6-24-30	24	70	9	15	5	7	200

TOTAL FG%	1st Half: 9-21 42.9%	2nd Half: 11-25 44.0%	Game: 43.5%
3-Pt. FG%	1st Half: 4-10 40.0%	2nd Half: 7-19 36.8%	Game: 37.9%
F Throw %	1st Half: 8-10 80.0%	2nd Half: 11-18 61.1%	Game: 67.9%

Officials: Antonio Petty, Bert Smith, Patrick Evans
Technical: Tennessee-Washpun, Wes. Florida-None.
Attendance: 12249

Points in the paint-UT 36, UF 14. Points off turnovers-UT 11, UF 12.
 2nd chance points-UT 17, UF 8. Fast break points-UT 0, UF 0.
 Bench points-UT 22, UF 10. Score tied 2 times. Lead changed 5 times.
 Last FG-UT 2nd-0245, UF 2nd-0001.
 Largest lead-UT by 17 1st-0227, UF by 2 1st-19:17.

Score by Periods	1st	2nd	Total
Tennessee	41	34	75
Florida	30	40	70

Game #26

Arkansas (17-8, 5-5 SEC)	57
Tennessee (13-12, 5-5 SEC)	69
8 p.m. ET • Feb. 15, 2012 • Thompson-Boling Arena • Knoxville, Tenn.	

Arkansas	FG	3PT	FT	REBS	PF	TP	A	TO	BI	St	Min
04 Abbron, Devonta	f	3-6	0-0	1-2	0-0-0	3	7	0	1	0	0 12
22 Waithe, Marvell	f	1-3	0-1	0-0	2-3-5	2	2	2	1	0	0 21
01 Wade, Mardarius	g	1-6	1-3	0-0	1-2-3	2	3	1	0	2	31
11 Young, BJ	g	7-10	1-2	3-4	1-0-1	1	18	1	4	0	1 27
23 Nobles, Jylisses	g	3-9	1-5	0-0	1-3-4	2	7	6	2	0	3 30
00 Madden, Rashad	g	0-2	0-0	2-2	1-2-3	0	2	1	5	0	0 12
03 Scott, Rickey	g	1-6	0-1	0-0	1-4-5	1	2	0	2	0	2 21
20 Haydar, Kikko	g	0-0	0-0	0-0	0-0-0	0	0	0	0	0	0 2
21 Mickelson, Hunter	g	6-9	0-0	0-0	1-4-5	1	12	0	2	2	1 30
25 Mitchell, Brandon	g	2-5	0-0	1-2	2-0-2	4	5	0	0	0	0 14
TEAM				1-2-3							
Totals	24-56	3-12	7-10	11-20-31	16	58	10	18	2	9	200

TOTAL FG%	1st Half: 12-28 42.9%	2nd Half: 12-28 42.9%	Game: 42.9%
3-Pt. FG%	1st Half: 2-6 33.3%	2nd Half: 1-6 16.7%	Game: 25.0%
F Throw %	1st Half: 4-5 80.0%	2nd Half: 3-5 60.0%	Game: 70.0%

Tennessee	FG	3PT	FT	REBS	PF	TP	A	TO	BI	St	Min
05 Stokes, Jarnell	f	3-6	0-0	4-6	1-3-4	0	10	0	1	1	0 27
34 Maymon, Jeronne	f	5-5	0-0	2-4	0-5-5	2	12	2	3	0	3 25
11 Golden, Trae	g	5-6	3-4	0-1	0-2-2	0	13	7	4	0	1 28
13 McBee, Skylar	g	4-7	4-7	0-0	0-1-1	3	12	1	1	0	1 32
23 Tatum, Cameron	g	5-12	1-5	0-0	2-7-9	2	11	3	1	0	2 30
00 Makanjula, Yemi	g	0-0	0-0	0-0	0-0-0	1	0	0	0	0	0 6
01 Richardson, Josh	g	2-4	1-1	0-0	2-2-4	1	5	2	1	0	2 17
02 Campbell, Galen	g	0-0	0-0	0-0	0-0-0	0	0	0	0	0	0 1
14 Summitt, Tyler	g	0-0	0-0	0-0	0-0-0	0	0	0	0	0	0 1
21 Kilmarin, Ryan	g	0-0	0-0	0-0	0-0-0	1	0	0	0	0	0 1
24 Lopez, Brandon	g	0-0	0-0	0-0	0-0-0	0	0	0	0	0	0 1
52 McRae, Jordan	g	4-10	2-6	4-6	1-1-2	3	14	4	2	3	1 31
TEAM				1-2-3							
Totals	28-50	11-23	10-17	7-23-30	13	77	19	14	4	10	200

TOTAL FG%	1st Half: 17-25 68.0%	2nd Half: 11-25 44.0%	Game: 56.0%
3-Pt. FG%	1st Half: 7-10 70.0%	2nd Half: 4-13 30.8%	Game: 47.8%
F Throw %	1st Half: 6-9 66.7%	2nd Half: 4-8 50.0%	Game: 58.8%

Officials: John Cahill, Gary Maxwell, J.B. Caldwell
Technical: Arkansas-None. Tennessee-None.
Attendance: 16048

Points in the paint-AR 34, UT 30. Points off turnovers-AR 19, UT 26.
 2nd chance points-AR 12, UT 6. Fast break points-AR 8, UT 6.
 Bench points-AR 21, UT 19. Score tied 1 time. Lead changed 3 times.
 Last FG-AR 2nd-0201, UT 2nd-0256.
 Largest lead-AR by 3 1st-19:48, UT by 24 1st-03:57.

Score by Periods	1st	2nd	Total
Arkansas	30	28	58
Tennessee	47	30	77

Game #27

Tennessee (14-13, 6-6 SEC)	50
Alabama (17-9, 6-6 SEC)	62
1:30 p.m. CT • Feb. 18, 2012 • Coleman Coliseum • Tuscaloosa, Ala.	

Tennessee	FG	3PT	FT	REBS	PF	TP	A	TO	BI	St	Min
05 Stokes, Jarnell	f	3-5	0-0	2-5	3-5-8	2	8	1	2	1	0 21
34 Maymon, Jeronne	f	6-8	0-0	8-13	4-2-6	4	20	0	5	0	1 35
11 Golden, Trae	g	4-9	2-3	2-2	2-1-3	0	12	2	6	0	1 36
13 McBee, Skylar	g	0-6	0-6	0-0	0-0-0	5	0	0	0	0	0 23
23 Tatum, Cameron	g	0-6	0-5	4-4	0-3-3	3	4	3	1	0	2 31
00 Makanjula, Yemi	g	0-0	0-0	0-0	0-0-0	1	0	0	1	0	0 5
01 Richardson, Josh	g	0-2	0-1	0-0	1-2-3	2	0	2	1	0	0 15
03 Woolridge, Renaldo	g	0-0	0-0	0-0	0-0-0	0	0	0	0	0	0 3
24 Lopez, Brandon	g	0-0	0-0	0-0	0-0-0	0	0	0	0	0	0 1
25 Miller, Dwight	g	0-0	0-0	0-0	0-1-1	0	0	0	0	2	0 4
52 McRae, Jordan	g	2-8	2-5	0-0	2-4-6	5	6	1	1	0	0 26
TEAM				0-1-1							
Totals	15-44	4-20	16-24	12-19-31	22	50	9	17	3	4	200

TOTAL FG%	1st Half: 8-22 36.4%	2nd Half: 7-22 31.8%	Game: 34.1%
3-Pt. FG%	1st Half: 3-11 27.3%	2nd Half: 1-9 11.1%	Game: 20.0%
F Throw %	1st Half: 6-9 66.7%	2nd Half: 10-15 66.7%	Game: 66.7%

Alabama	FG	3PT	FT	REBS	PF	TP	A	TO	BI	St	Min
14 Gueye, Moussa	c	0-1	0-0	2-2	1-1-2	4	2	0	2	6	0 16
03 Lacey, Trevor	g	4-10	1-3	9-12	1-2-3	0	18	2	1	0	4 34
20 Randolph, Levi	g	2-6	2-3	0-1	3-4-7	3	6	0	2	1	3 29
21 Cooper, Rodney	g	2-8	2-6	0-0	1-1-2	1	6	1	3	1	25
22 Steele, Andrew	g	2-7	0-2	6-8	1-4-5	1	10	7	3	0	5 36
02 Hankerson, Charles	g	0-2	0-2	0-0	0-1-1	1	0	0	0	0	0 9
04 Engstrom, Carl	g	3-4	0-0	1-1	4-3-7	5	7	0	1	0	0 23
10 Eble, Ben	g	0-0	0-0	0-0	0-0-0	0	0	0	0	0	0 1
12 Relieford, Trevor	g	4-8	0-2	5-6	0-3-3	4	13	0	2	0	2 27
TEAM				3-4-7							
Totals	17-46	5-18	23-30	14-23-37	19	62	10	14	7	15	200

TOTAL FG%	1st Half: 8-24 33.3%	2nd Half: 9-22 40.9%	Game: 37.0%
3-Pt. FG%	1st Half: 3-13 23.1%	2nd Half: 2-5 40.0%	Game: 27.8%
F Throw %	1st Half: 10-11 90.9%	2nd Half: 13-19 68.4%	Game: 76.7%

Officials: Tony Greene, Mike Nance, Ron Groover
Technical: Tennessee-None. Alabama-None.
Attendance: 12988

Points in the paint-UT 18, UA 22. Points off turnovers-UT 13, UA 19.
 2nd chance points-UT 6, UA 10. Fast break points-UT 2, UA 4.
 Bench points-UT 6, UA 20. Score tied 3 times. Lead changed 3 times.
 Last FG-UT 2nd-0102, UA 2nd-0117.
 Largest lead-UT by 5 1st-12:19, UA by 17 2nd-05:54.

Score by Periods	1st	2nd	Total
Tennessee	25	25	50
Alabama	29	33	62

Game #28

Ole Miss (15-12, 5-8 SEC)	60
Tennessee (13-12, 7-6 SEC)	73
7 p.m. ET • Feb. 22, 2012 • Thompson-Boling Arena • Knoxville, Tenn.	

Ole Miss	FG	3PT	FT	REBS	PF	TP	A	TO	BI	St	Min
01 Henry, Terrance	f	6-11	1-3	2-2	0-4-2	2	15	1	2	0	0 31
31 Holloway, Murphy	f	6-9	0-0	1-4	1-3-4	5	13	2	3	2	1 31
04 Cox, Demarco	f	2-4	0-0	0-0	1-0-1	3	4	1	0	0	2 17
20 Williams, Nick	g	5-11	1-3	0-0	0-6-6	4	11	0	1	0	1 31
32 Summers, Jarvis	g	3-9	1-3	0-1	1-0-1	3	7	4	1	0	1 29
10 White, LaDarious	g	0-1	0-1	0-0	0-0-0	0	1	0	0	0	0 5
12 Aniefok, Maurice	g	0-2	0-0	0-0	0-1-1	0	0	0	0	0	0 2
23 Buckner, Reginald	g	0-1	0-0	0-0	2-1-3	2	0	1	2	0	1 24
24 Norman, Will	g	0-0	0-0	0-0	0-0-0	0	0	0	0	0	0 1
34 Jones, Aaron	g	0-1	0-0	0-0	1-1-2	0	0	0	0	0	0 6
45 Kendrick, Jelani	g	3-7	0-1	4-5	0-3-3	3	10	1	2	1	1 23
TEAM				1-2-3							
Totals	25-56	3-11	7-12	7-21-28	22	60	11	11	3	7	200

TOTAL FG%	1st
-----------	-----



2011-12 Tennessee Basketball
Tennessee Combined Team Statistics (as of Mar 01, 2012)
All games

Overall record: 17-13 Conf: 9-6 Home: 13-3 Away: 3-8 Neutral: 1-2

#	Player	gp-gs	min	avg	Total		3-Point		F-Throw		Rebounds				pf	dq	a	to	blk	stl	pts	avg
					fg-fga	fg%	3fg-fga	3fg%	ft-fa	ft%	off	def	tot	avg								
11	Golden, Trae	30-29	959	32.0	126-286	.441	45-116	.388	102-121	.843	17	70	87	2.9	58	1	137	94	3	23	399	13.3
34	Maymon, Jeronne	30-30	827	27.6	136-242	.562	0-5	.000	107-163	.656	84	152	236	7.9	83	3	36	76	10	29	379	12.6
52	McRae, Jordan	30-14	650	21.7	93-230	.404	39-110	.355	52-66	.788	13	71	84	2.8	51	2	44	46	24	18	277	9.2
05	Stokes, Jarnell	13-10	319	24.5	48-88	.545	0-2	.000	21-44	.477	32	59	91	7.0	26	0	9	27	12	13	117	9.0
23	Tatum, Cameron	30-30	854	28.5	80-226	.354	41-117	.350	32-43	.744	15	106	121	4.0	53	1	76	50	4	24	233	7.8
13	McBee, Skylar	30-8	638	21.3	58-153	.379	55-138	.399	26-31	.839	3	32	35	1.2	48	1	23	21	1	17	197	6.6
20	Hall, Kenny	25-16	506	20.2	61-113	.540	0-0	.000	32-49	.653	44	69	113	4.5	71	1	9	32	25	10	154	6.2
03	Woolridge, Renaldo	23-4	328	14.3	41-96	.427	16-40	.400	6-11	.545	18	54	72	3.1	28	0	7	16	5	2	104	4.5
01	Richardson, Josh	30-9	477	15.9	29-85	.341	9-34	.265	16-23	.696	15	28	43	1.4	53	0	24	29	17	16	83	2.8
25	Miller, Dwight	20-0	148	7.4	25-48	.521	4-8	.500	1-6	.167	18	16	34	1.7	19	0	1	3	11	5	55	2.8
00	Makanjuola, Yemi	24-0	193	8.0	22-34	.647	0-0	.000	5-13	.385	28	37	65	2.7	38	1	2	8	10	4	49	2.0
21	Kilmartin, Ryan	3-0	3	1.0	1-1	1.000	1-1	1.000	0-0	.000	0	0	0	0.0	1	0	0	0	0	0	3	1.0
04	Washpun, Wes	18-0	173	9.6	6-21	.286	0-3	.000	4-8	.500	7	15	22	1.2	22	0	23	15	7	8	16	0.9
02	Campbell, Galen	5-0	7	1.4	1-3	.333	0-2	.000	0-0	.000	0	1	1	0.2	0	0	0	0	0	0	2	0.4
15	Rob Murphy	3-0	5	1.7	0-1	.000	0-0	.000	1-2	.500	1	0	1	0.3	1	0	0	0	0	1	1	0.3
14	Summitt, Tyler	3-0	3	1.0	0-0	.000	0-0	.000	0-0	.000	0	0	0	0.0	1	0	0	0	0	0	0	0.0
24	Lopez, Brandon	7-0	10	1.4	0-0	.000	0-0	.000	0-0	.000	0	1	1	0.1	0	0	0	0	0	0	0	0.0
Team											37	40	77					5				
Total.....		30	6100		727-1627	.447	210-576	.365	405-580	.698	332	751	1083	36.1	553	10	391	422	129	170	2069	69.0
Opponents.....		30	6100		690-1666	.414	166-481	.345	410-584	.702	319	668	987	32.9	540	-	331	362	117	220	1956	65.2

TEAM STATISTICS	UT	OPP	Date	Opponent	Score	Att.
SCORING	2069	1956	1	11/11/11	UNC GREENSBORO	W 92-63 17483
Points per game	69.0	65.2		11/16/11	ULM	W 85-62 14751
Scoring margin	+3.8	-	2	11/21/11	vs Duke	L 67-77 2400
FIELD GOALS-ATT	727-1627	690-1666	2	11/22/11	vs Memphis	Lo2 97-99 2400
Field goal pct	.447	.414	2	11/23/11	vs Chaminade	W 86-60 2400
3 POINT FG-ATT	210-576	166-481		11/28/11	at Oakland University	L 81-89 3755
3-point FG pct	.365	.345	3	12/03/11	PITTSBURGH	L 56-61 17249
3-pt FG made per game	7.0	5.5		12/10/11	AUSTIN PEAY	L 70-74 14692
FREE THROWS-ATT	405-580	410-584		12/14/11	at College of Charleston	L 65-71 5137
Free throw pct	.698	.702		12/20/11	UNC ASHEVILLE	W 72-68 15324
F-Throws made per game	13.5	13.7		12/23/11	ETSU	W 66-63 16044
REBOUNDS	1083	987		12/29/11	THE CITADEL	W 86-55 16245
Rebounds per game	36.1	32.9		01/02/12	CHATTANOOGA	W 76-63 15239
Rebounding margin	+3.2	-		01/04/12	at Memphis	L 51-69 18334
ASSISTS	391	331	*	01/07/12	FLORIDA	W 67-56 17689
Assists per game	13.0	11.0	*	01/12/12	at Mississippi State	L 58-62 7588
TURNOVERS	422	362	*	01/14/12	KENTUCKY	L 62-65 21678
Turnovers per game	14.1	12.1	*	01/18/12	at Georgia	Lot 53-57 7307
Turnover margin	-2.0	-		01/21/12	UCONN	W 60-57 21114
Assist/turnover ratio	0.9	0.9	*	01/24/12	at Vanderbilt	L 47-65 14316
STEALS	170	220	*	01/28/12	AUBURN	W 64-49 19024
Steals per game	5.7	7.3	*	01/31/12	at Kentucky	L 44-69 24359
BLOCKS	129	117	*	02/04/12	GEORGIA	W 73-62 19379
Blocks per game	4.3	3.9	*	02/08/12	SOUTH CAROLINA	W 69-57 14784
ATTENDANCE	273822	131668	*	02/11/12	at Florida	W 75-70 12249
Home games-Avg/Game	16-17114	11-11315	*	02/15/12	ARKANSAS	W 77-58 16048
Neutral site-Avg/Game	-	3-2400	*	02/18/12	at Alabama	L 50-62 12988
			*	02/22/12	OLE MISS	W 73-60 17079
			*	02/25/12	at South Carolina	W 73-64 7959
			*	02/29/12	at LSU	Wot 74-69 10476
Score by Periods	1st	2nd	OT	OT2	Totals	
Tennessee	987	1047	29	6	2069	
Opponents	947	973	28	8	1956	

1 = EA SPORTS Maui Invitational Opening Game (Knoxville, Tenn.)

2 = EA SPORTS Maui Invitational (Maui, Hawaii)

3 = Big East/SEC Challenge (Knoxville, Tenn.)

* = Conference game



2011-12 Tennessee Basketball
Tennessee Combined Team Statistics (as of Mar 01, 2012)
Conference games

Overall record: 9-6 Conf: 9-6 Home: 6-1 Away: 3-5 Neutral: 0-0

#	Player	gp-gs	min	avg	Total		3-Point		F-Throw		Rebounds				pf	dq	a	to	blk	stl	pts	avg
					fg-fga	fg%	3fg-fga	3fg%	ft-fa	ft%	off	def	tot	avg								
34	Maymon, Jeronne	15-15	440	29.3	71-122	.582	0-0	.000	73-111	.658	34	85	119	7.9	45	2	20	46	5	16	215	14.3
11	Golden, Trae	15-14	498	33.2	56-131	.427	21-48	.438	57-64	.891	4	39	43	2.9	25	0	57	51	1	6	190	12.7
05	Stokes, Jarnell	12-9	290	24.2	42-78	.538	0-2	.000	17-35	.486	29	50	79	6.6	24	0	9	27	10	13	101	8.4
52	McRae, Jordan	15-0	326	21.7	42-100	.420	15-44	.341	24-34	.706	11	47	58	3.9	30	2	21	20	12	6	123	8.2
13	McBee, Skylar	15-8	358	23.9	24-70	.343	23-64	.359	20-22	.909	1	21	22	1.5	27	1	13	11	1	10	91	6.1
20	Hall, Kenny	10-2	197	19.7	23-48	.479	0-0	.000	11-16	.688	12	26	38	3.8	31	0	2	11	7	3	57	5.7
23	Tatum, Cameron	15-15	423	28.2	29-101	.287	13-50	.260	13-17	.765	10	54	64	4.3	31	1	35	27	1	16	84	5.6
03	Woolridge, Renaldo	10-4	115	11.5	9-28	.321	6-13	.462	2-4	.500	8	12	20	2.0	6	0	3	5	1	1	26	2.6
01	Richardson, Josh	15-8	253	16.9	13-42	.310	5-15	.333	7-8	.875	7	14	21	1.4	26	0	10	16	8	6	38	2.5
25	Miller, Dwight	7-0	44	6.3	7-15	.467	3-4	.750	0-2	.000	8	4	12	1.7	7	0	1	2	4	1	17	2.4
00	Makanjuola, Yemi	12-0	72	6.0	6-12	.500	0-0	.000	1-5	.200	7	13	20	1.7	20	1	0	3	2	1	13	1.1
04	Washpun, Wes	5-0	28	5.6	2-3	.667	0-0	.000	0-1	.000	2	3	5	1.0	4	0	5	8	2	2	4	0.8
02	Campbell, Galen	1-0	1	1.0	0-0	.000	0-0	.000	0-0	.000	0	0	0	0.0	0	0	0	0	0	0	0	0.0
14	Summitt, Tyler	1-0	1	1.0	0-0	.000	0-0	.000	0-0	.000	0	0	0	0.0	0	0	0	0	0	0	0	0.0
21	Kilmartin, Ryan	1-0	1	1.0	0-0	.000	0-0	.000	0-0	.000	0	0	0	0.0	1	0	0	0	0	0	0	0.0
24	Lopez, Brandon	3-0	3	1.0	0-0	.000	0-0	.000	0-0	.000	0	0	0	0.0	0	0	0	0	0	0	0	0.0
Team											19	16	35				2					
Total.....		15	3050		324-750	.432	86-240	.358	225-319	.705	152	384	536	35.7	277	7	176	229	54	81	959	63.9
Opponents.....		15	3050		318-810	.393	77-239	.322	212-296	.716	156	329	485	32.3	288	-	147	185	80	122	925	61.7

TEAM STATISTICS	UT	OPP	Date	Opponent	Score	Att.
SCORING	959	925	* 01/07/12	FLORIDA	W 67-56	17689
Points per game	63.9	61.7	* 01/12/12	at Mississippi State	L 58-62	7588
Scoring margin	+2.3	-	* 01/14/12	KENTUCKY	L 62-65	21678
FIELD GOALS-ATT	324-750	318-810	* 01/18/12	at Georgia	Lot 53-57	7307
Field goal pct	.432	.393	* 01/24/12	at Vanderbilt	L 47-65	14316
3 POINT FG-ATT	86-240	77-239	* 01/28/12	AUBURN	W 64-49	19024
3-point FG pct	.358	.322	* 01/31/12	at Kentucky	L 44-69	24359
3-pt FG made per game	5.7	5.1	* 02/04/12	GEORGIA	W 73-62	19379
FREE THROWS-ATT	225-319	212-296	* 02/08/12	SOUTH CAROLINA	W 69-57	14784
Free throw pct	.705	.716	* 02/11/12	at Florida	W 75-70	12249
F-Throws made per game	15.0	14.1	* 02/15/12	ARKANSAS	W 77-58	16048
REBOUNDS	536	485	* 02/18/12	at Alabama	L 50-62	12988
Rebounds per game	35.7	32.3	* 02/22/12	OLE MISS	W 73-60	17079
Rebounding margin	+3.4	-	* 02/25/12	at South Carolina	W 73-64	7959
ASSISTS	176	147	* 02/29/12	at LSU	Wot 74-69	10476
Assists per game	11.7	9.8				
TURNOVERS	229	185				
Turnovers per game	15.3	12.3				
Turnover margin	-2.9	-				
Assist/turnover ratio	0.8	0.8				
STEALS	81	122				
Steals per game	5.4	8.1				
BLOCKS	54	80				
Blocks per game	3.6	5.3				
ATTENDANCE	125681	97242				
Home games-Avg/Game	7-17954	8-12155				
Neutral site-Avg/Game	-	0-0				

1 = EA SPORTS Maui Invitational Opening Game (Knoxville, Tenn.)

2 = EA SPORTS Maui Invitational (Maui, Hawaii)

3 = Big East/SEC Challenge (Knoxville, Tenn.)

* = Conference game

Score by Periods	1st	2nd	OT	Totals
Tennessee	460	478	21	959
Opponents	456	449	20	925



CUONZO MARTIN

Head Coach • Purdue, 2000

- Born Sept. 23, 1971, in East St. Louis, Ill.
- He and his wife, Roberta, have two sons, Joshua and Chase, and a daughter, Addison.
- Attended Lincoln High School in East St. Louis, New Hampton Prep School in New Hampshire and the University of Purdue. Lettered at Purdue from 1992-95 and earned his degree in 2000.
- Won two Big 10 championships at Purdue, scored 1,666 career points and finished his career as the program's all-time leading 3-point shooter (179 3-pointers made)
- Selected 57th overall by the Atlanta Hawks in the 1995 NBA Draft. Played with the Vancouver Grizzlies, Milwaukee Bucks, Grand Rapids Hoops (CBA) and also starred professionally in Italy.
- Developed a malignant tumor between his heart and lungs and was diagnosed with Non-Hodgkins Lymphoma in November 1997. He underwent his last treatment on April 20, 1998 (now in full remission).
- 2011 Ben Jobe National Coach of the Year recipient
- High school teammate of LaPhonso Ellis; college teammate of Glenn Robinson; instrumental in recruiting Carl Landry, Jajuan Johnson, E'Twaun Moore and Robbie Hummel to Purdue.

ON THE BENCH



TRACY WEBSTER Assistant Coach • Wisconsin, 1995

- First season at Tennessee; 12th season as an assistant at the Division I level.
- Previously worked at Ball State (2001-03), Purdue (2004), Illinois (2005-07), Kentucky (2008-09), DePaul (2010; stint as interim head coach) and Nebraska (2011)
- Has 10 seasons of postseason playing/coaching experience, including a national runner-up finish while on staff at Illinois in 2005.
- Native of Harvey, Ill.; Lettered at Wisconsin (1992-94) and scored 1,264 points for the Badgers (hold numerous school records).



JON HARRIS Assistant Coach • Marquette, 2002

- First season at Tennessee; 10th season as an assistant at the Division I level.
- Previously worked at Marquette (2003), Wisconsin-Green Bay (2004-08) and Missouri State (2009-11).
- Has five seasons of postseason playing/coaching experience, including a Final Four appearance while on staff at Marquette in 2003.
- Native of Edwardsville, Ill.; Lettered at Marquette (1999-2002) and finished his career ranked 20th on Conference USA's all-time rebounding list (494).



KENT WILLIAMS Assistant Coach • Southern Illinois, 2003

- First season at Tennessee; seventh season as a basketball operations staffer/assistant coach at the Division I level.
- Previously worked at Purdue (2006-08) and Missouri State (2009-11).
- Has five seasons of postseason playing/coaching experience, and he also played one season in the NBA D-League.
- Native of Mt. Vernon, Ill.; Lettered at Southern Illinois (2000-03) and scored 2,012 points for the Salukis (program's second all-time leading scorer).



HOUSTON FANCHER Director of Basketball Operations • Middle Tennessee, 1988

- Third season at Tennessee; 24th season as a college basketball operations staffer/assistant coach/head coach.
- Previously worked at Vanderbilt (1996) and Appalachian State (1997-2009; last nine seasons as head coach).
- Won 137 games as the head coach at Appalachian State and captured SoCon North Division titles in 2003, 2007 and 2008; 2003 SoCon Coach of the Year.
- Native of Newport, Tenn.; Grew up cheering for the Vols during the Ray Mears and Don DeVoe eras.



MARCO HARRIS Student-Athlete Welfare Coordinator • Southeastern Oklahoma State, 1994

- First season at Tennessee; Functions as a mentor to the basketball team in the classroom and in the community.
- Played both baseball (middle infield and centerfield) and basketball (point guard) in college.
- One of Cuonzo Martin's closest and most trusted friends, as their friendship dates back more than 30 years.
- Native of East St. Louis, Ill.



MARK PANCRTZ Coordinator of Video Scouting • UW-Milwaukee, 2006

- Sixth season at Tennessee; Responsible for oversight of the staff's video editing needs.
- Lettered at Wisconsin-Milwaukee (2003-06) and helped lead the Panthers to the Sweet Sixteen in 2005.
- At just 29-years-old, he already boasts 18 games of NCAA Tournament experience as a player and/or administrative staff member.
- Native of Schaumburg, Ill.



CHAD NEWMAN Athletic Trainer • Tennessee, 1994

- 17th season at Tennessee.
- Under his care, the Vols have advanced to postseason play 12 times, including 10 NCAA Tournament berths.
- 2009 Tennessee Athletic Trainer's Society (TATS) Athletic Trainer of the Year.
- Native of Chattanooga, Tenn.



TROY WILLS Strength & Conditioning Coach • Emory & Henry, 2000

- Eighth season at Tennessee.
- Has implemented customized training programs that prevent athletic injuries and aid in optimizing athletic potential.
- Was a three-year football letterman at Emory & Henry.
- Native of Pocahontas, Va.

2 GALEN CAMPBELL

FR Guard • 6-3 • 193
Knoxville, Tenn. • Fulton HS



- Made his SEC debut in the final minute of UT's home win over Arkansas (2/15/12).
- His first collegiate points came on a fastbreak layup in traffic during the win over The Citadel (12/29/11).
- Saw action late in the Vols' season-opening win over UNC Greensboro (11/11/11) and also played three minutes in UT's win over Chaminade in Maui (11/23/11).
- His father, Richard, played basketball at Middle Tennessee (shooting guard), and his mother, Beverly, played basketball at Oral Roberts (point guard).
- One of his reasons for choosing to attend Tennessee as a preferred walk-on was the ability to remain close to his church.
- Lives with Yemi Makanjuola, and the pair is rumored to maintain the cleanest room in Gibbs Hall.
- Scored 1,000 career points faster than any player in Fulton High School history. Fulton also produced Tennessee All-Americans and 1,000-point scorers Bill Justus (1967-69) and Ron Widby (1965-67).

SEASON HIGHS

Points

Season 2 vs. The Citadel (12/29/11)
Career Same

Rebounds

Season -
Career -

Assists

Season -
Career -

Blocks

Season -
Career -

Steals

Season -
Career -

Minutes

Season 3 vs. Chaminade (11/23/11)
Career Same

Field Goals Made

Season 1 vs. The Citadel (12/29/11)
Career Same

Field Goals Attempted

Season 2 vs. Chaminade (11/23/11)
Career Same

3-Pt. Field Goals Made

Season -
Career -

3-Pt. Field Goals Attempted

Season 2 vs. Chaminade (11/23/11)
Career Same

Free Throws Made

Season -
Career -

Free Throws Attempted

Season -
Career -



CONTENT BOOSTER

Use your smartphone to scan this code and access bonus content related to Galen Campbell.

2011-12 GAME-BY-GAME STATS

OPPONENT	DATE	St	MIN	FG-FGA	PCT	3FG-FGA	PCT	FT-FTA	PCT	OFF DEF TOT	PF	A	T/O	BLK	STL	PTS
UNC Greensboro	11/11/11		1	0-0	.000	0-0	.000	0-0	.000	0 0 0	0	0	0	0	0	0
ULM	11/16/11		1	0-0	.000	0-0	.000	0-0	.000	0 0 0	0	0	0	0	0	0
vs. No. 6 Duke	11/21/11															
vs. No. 8 Memphis	11/22/11															
vs. Chaminade	11/23/11		3	0-2	.000	0-2	.000	0-0	.000	0 1 1	0	0	0	0	0	0
at Oakland	11/28/11															
No. 17 Pittsburgh	12/03/11															
Austin Peay	12/10/11															
at CofC	12/14/11															
UNC Asheville	12/20/11															
ETSU	12/23/11															
The Citadel	12/29/11		1	1-1	1.000	0-0	.000	0-0	.000	0 0 0	0	0	0	0	0	2
Chattanooga	1/2/12															
at Memphis	1/4/12															
No. 13 Florida	1/7/12															
at No. 20 Miss. St.	1/12/12															
No. 2 Kentucky	1/14/12															
at Georgia	1/18/12															
No. 13 UConn	1/21/12															
at Vanderbilt	1/24/12															
Auburn	1/28/12															
at No. 1 Kentucky	1/31/12															
Georgia	2/4/12															
South Carolina	2/8/12															
at No. 8 Florida	2/11/12															
Arkansas	2/15/12		1	0-0	.000	0-0	.000	0-0	.000	0 0 0	0	0	0	0	0	0
at Alabama	2/18/12															
Ole Miss	2/22/12															
at South Carolina	2/25/12															
at LSU	2/29/12															
Vanderbilt																
SEC Tournament																

PRODUCTION TRACKER



CAREER STATS

	GP-GS	Min	Avg	FG-A	Pct	3FG-A	Pct	FT-A	Pct	Off-Def-Rebs	Avg	PF-FO	Ast	TO	Blk	Stl	Pts	Avg
2011-12	5-0	7	1.4	1-3	.333	0-2	.000	0-0	.000	0-1-1	0.2	0-0	0	0	0	0	2	0.4

FT Routine: Two dribbles with both hands, a spin, bend the knees, shoot ... **Why No. 2?** His friend, former UT guard JaJuan Smith (2005-08), wore No. 2 as a Vol.

31 QUINTON CHIEVOUS

FR Guard • 6-5 • 201

Chicago, Ill. • Notre Dame College Prep



- Last name is pronounced: CHEE-viss
- Will likely redshirt this season, as the Vols' have depth in the backcourt.
- Coach Martin loves Chievious' toughness and refers to him as "a warrior" during practice.
- This is just his fourth year playing organized basketball; his father didn't let him play when he was young.
- His father, Derrick Chievious, is Missouri's all-time leading scorer (2,580 points from 1985-88) and was selected by the Houston Rockets with the 16th overall pick in the 1988 NBA Draft.
- Averaged a double-double as a senior in high school (20.9 points, 10.2 rebounds).
- Shot an impressive 53 percent from the field during his senior season and was a 2011 ESPNChicago.com All-Area selection.
- Lives with fellow freshman guard Brandon Lopez.

SEASON HIGHS

Points

Season -
Career -

Rebounds

Season -
Career -

Assists

Season -
Career -

Blocks

Season -
Career -

Steals

Season -
Career -

Minutes

Season -
Career -

Field Goals Made

Season -
Career -

Field Goals Attempted

Season -
Career -

3-Pt. Field Goals Made

Season -
Career -

3-Pt. Field Goals Attempted

Season -
Career -

Free Throws Made

Season -
Career -

Free Throws Attempted

Season -
Career -

**CONTENT BOOSTER**

Use your smartphone to scan this code and access bonus content related to Quinton Chievious.

2011-12 GAME-BY-GAME STATS

OPPONENT	DATE	St	MIN	FG-FGA	PCT	3FG-FGA	PCT	FT-FTA	PCT	OFF DEF TOT	PF	A	T/O	BLK	STL	PTS
UNC Greensboro	11/11/11															DNP
ULM	11/16/11															DNP
vs. No. 6 Duke	11/21/11															DNP
vs. No. 8 Memphis	11/22/11															DNP
vs. Chaminade	11/23/11															DNP
at Oakland	11/28/11															DNP
No. 17 Pittsburgh	12/03/11															DNP
Austin Peay	12/10/11															DNP
at CofC	12/14/11															DNP
UNC Asheville	12/20/11															DNP
ETSU	12/23/11															DNP
The Citadel	12/29/11															DNP
Chattanooga	1/2/12															DNP
at Memphis	1/4/12															DNP
No. 13 Florida	1/7/12															DNP
at No. 20 Miss. St.	1/12/12															DNP
No. 2 Kentucky	1/14/12															DNP
at Georgia	1/18/12															DNP
No. 13 UConn	1/21/12															DNP
at Vanderbilt	1/24/12															DNP
Auburn	1/28/12															DNP
at No. 1 Kentucky	1/31/12															DNP
Georgia	2/4/12															DNP
South Carolina	2/8/12															DNP
at No. 8 Florida	2/11/12															DNP
Arkansas	2/15/12															DNP
at Alabama	2/18/12															DNP
Ole Miss	2/22/12															DNP
at South Carolina	2/25/12															DNP
at LSU	2/29/12															DNP
Vanderbilt																
SEC Tournament																

PRODUCTION TRACKER

	2011-12
Had a Double-Double	-
Scored 10+ Points	-
Scored 15+ Points	-
Scored 20+ Points	-
Double-Digit Assists	-
Led the Vols in Scoring	-
Led the Vols in 3-Pointers (Made)	-
Led the Vols in Rebounding	-
Led the Vols in Assists	-
Led the Vols in Steals	-
Had 5+ Assists	-
Made 3+ 3-Pointers	-
Had 3+ Steals	-



CAREER STATS

GP-GS	Min	Avg	FG-A	Pct	3FG-A	Pct	FT-A	Pct	Off-Def-Rebs	Avg	PF-FO	Ast	TO	Blk	Stl	Pts	Avg
2011-12																	

Free-Throw Routine: Two dribbles, bounce, one dribble, a big breath in, and then I just shoot it. ... **Why No. 31?** It was the number of former Celtics forward Cornbread Maxwell.

11 TRAE GOLDEN

SO Guard • 6-1 • 209

Powder Springs, Ga. • McEachern HS

All-SEC Candidate



SEASON/CAREER HIGHS

Points

Season 29 two times, last vs. Chattanooga (1/2/12)
 Career Same

Rebounds

Season 6 two times, last vs. Georgia (2/4/12)
 Career Same

Assists

Season 11 vs. ULM (11/16/11)
 Career Same

Blocks

Season 1 three times, last vs. Auburn (1/28/12)
 Career Same

Steals

Season 3 three times, last vs. UConn (1/21/12)
 Career 3 four times, last vs. UConn (1/21/12)

Minutes

Season 42 vs. Memphis (11/22/11)
 Career Same

Field Goals Made

Season 11 vs. Chattanooga (1/2/12)
 Career Same

Field Goals Attempted

Season 19 vs. Memphis (11/22/11)
 Career Same

3-Pt. Field Goals Made

Season 5 vs. UNC Greensboro (11/11/11)
 Career Same

3-Pt. Field Goals Attempted

Season 9 two times, last vs. Chattanooga (1/2/12)
 Career Same

Free Throws Made

Season 9 two times, last at LSU (2/29/12)
 Career Same

Free Throws Attempted

Season 11 at Florida (2/11/12)
 Career Same

**CONTENT BOOSTER**

Use your smartphone to scan this code and access bonus content related to Trae Golden.

- Ranks fourth in the SEC in assists (4.6 apg) and is Tennessee's top scorer at 13.3 ppg.
- Averaging 12.7 points per game in SEC play; Has a 1.84 assist/turnover ratio in Tennessee's wins.
- Has scored in double figures in each of the last eight games.
- Is 52-of-58 at the FT line over the last 10 games (.897) and is shooting .449 from the floor during that span.
- Had surgery on his broken nose Dec. 30 but did not miss any games.
- In first game off the bench all year, he scored team-high 16 points in UT's home win over Georgia (2/4/12).
- Led the Vols with 22 points at Memphis (1/4/12).
- Made a career-high 11 field goals in the win vs. Chattanooga (1/2/12) and tied a career-high with 29 points.
- Averaged 14.7 points, 3.7 rebounds and 5.3 assists in UT's three games at the Maui Invitational.
- Set numerous career-highs, highlighted by 29 points, in the season-opening win over UNC Greensboro (11/11/11), draining five 3-pointers, grabbing six rebounds and dishing out nine assists (second career start).

2011-12 GAME-BY-GAME STATS

OPPONENT	DATE	St	MIN	FG-FGA	PCT	3FG-FGA	PCT	FT-FTA	PCT	OFF DEF TOT	PF	A	T/O	BLK	STL	PTS
UNC Greensboro	11/11/11	g	27	10-14	.714	5-9	.556	4-5	.800	1 5 6	0 9	2 1	2	1	2	29
ULM	11/16/11	g	31	5-11	.456	1-4	.250	6-7	.857	1 2 3	2 11	3 0	0	0	0	17
vs. No. 6 Duke	11/21/11	g	20	4-8	.500	0-2	.000	5-6	.833	1 0 1	4 2	3 0	0	0	0	13
vs. No. 8 Memphis	11/22/11	g	42	3-19	.158	1-7	.143	7-8	.875	1 4 5	2 7	2 1	3	1	3	14
vs. Chaminade	11/23/11	g	25	6-8	.750	4-4	1.000	1-2	.500	1 4 5	1 7	2 0	0	0	0	17
at Oakland	11/28/11	g	27	4-11	.364	3-6	.500	1-2	.500	2 0 2	5 1	3 0	0	0	0	12
No. 17 Pittsburgh	12/03/11	g	34	4-8	.500	1-3	.333	3-4	.750	0 1 1	3 6	3 0	1	1	1	12
Austin Peay	12/10/11	g	30	1-9	.111	1-5	.200	4-4	1.000	1 1 2	3 4	3 0	0	0	0	7
at CoFC	12/14/11	g	35	4-8	.500	1-4	.250	0-0	.000	1 2 3	2 5	5 0	3	9	9	
UNC Asheville	12/20/11	g	29	1-8	.125	0-4	.000	3-4	.750	1 0 1	2 5	3 0	2	5	11	
ETSU	12/23/11	g	30	4-9	.444	0-3	.000	3-3	1.000	0 4 4	1 6	2 0	1	1	11	
The Citadel	12/29/11	g	24	5-7	.714	0-1	.000	0-0	.000	1 4 5	2 5	2 0	0	0	10	
Chattanooga	1/2/12	g	36	11-17	.647	4-9	.444	3-3	1.000	1 3 4	2 3	3 0	1	29	29	
at Memphis	1/4/12	g	35	8-14	.571	3-5	.600	3-4	.750	1 0 1	2 3	5 0	1	22	22	
No. 13 Florida	1/7/12	g	35	4-8	.500	2-3	.667	2-2	1.000	1 4 5	3 7	3 0	0	0	12	
at No. 20 Miss. St.	1/12/12	g	34	7-11	.636	4-6	.667	2-2	1.000	0 4 4	3 4	5 0	0	0	20	
No. 2 Kentucky	1/14/12	g	31	1-6	.167	0-3	.000	0-0	.000	0 1 1	2 6	2 0	0	0	2	
at Georgia	1/18/12	g	37	7-17	.412	1-5	.200	1-2	.500	0 3 3	2 2	3 0	0	0	16	
No. 13 UConn	1/21/12	g	36	0-4	.000	0-2	.000	2-5	.400	0 1 1	2 6	2 0	3	2	2	
at Vanderbilt	1/24/12	g	33	2-11	.182	0-1	.000	0-0	.000	0 1 1	2 0	1 0	1	4	3	
Auburn	1/28/12	g	35	2-9	.222	1-3	.333	8-8	1.000	1 3 4	2 2	4 1	0	13	13	
at No. 1 Kentucky	1/31/12	g	25	2-6	.333	1-3	.333	0-1	.000	0 2 2	2 1	2 0	0	0	5	
Georgia	2/4/12	g	28	5-8	.625	1-3	.333	5-6	.833	0 6 6	3 5	3 0	0	0	16	
South Carolina	2/8/12	g	36	3-8	.375	1-4	.250	7-7	1.000	0 3 3	2 4	2 0	0	0	14	
at No. 8 Florida	2/11/12	g	38	4-7	.571	0-1	.000	9-11	.818	1 2 3	1 7	2 0	0	0	17	
Arkansas	2/15/12	g	28	5-6	.833	3-4	.750	0-1	.000	0 2 2	0 7	4 0	1	13	13	
at Alabama	2/18/12	g	36	4-9	.444	2-3	.667	2-2	1.000	2 1 3	0 2	6 0	1	12	12	
Ole Miss	2/22/12	g	30	3-7	.429	1-3	.333	4-4	1.000	0 1 1	4 5	2 0	1	11	11	
at South Carolina	2/25/12	g	31	5-9	.556	3-4	.750	8-9	.889	0 1 1	2 1	6 0	1	21	21	
at LSU	2/29/12	g	41	2-9	.222	1-2	.500	7-7	1.000	0 5 5	1 4	6 0	1	14	14	
Vanderbilt																
SEC Tournament																

PRODUCTION TRACKER

	Last Season	This Season	Career
Had a Double-Double	-	1	1
Scored 10+ Points	-	23	23
Scored 15+ Points	-	9	9
Scored 20+ Points	-	5	5
Double-Digit Assists	-	1	1
Led the Vols in Scoring	-	9	9
Led the Vols in 3-Pointers (Made)	-	9	9
Led the Vols in Rebounding	-	-	-
Led the Vols in Assists	9	22	31
Led the Vols in Steals	4	8	12
Had 5+ Assists	3	16	19
Made 3+ 3-Pointers	-	8	8
Had 3+ Steals	1	3	4



CAREER STATS

	GP-GS	Min	Avg	FG-A	Pct	3FG-A	Pct	FT-A	Pct	Off-Def-Rebs	Avg	PF-FO	Ast	TO	Blk	Stl	Pts	Avg
2010-11	31-1	411	13.3	27-92	.293	6-33	.182	33-40	.825	6-29-35	1.1	25-0	69	32	0	23	93	3.0
2011-12	30-29	959	32.0	126-286	.441	45-116	.388	102-121	.843	17-70-87	2.9	58-1	137	94	3	23	399	13.3
Totals	61-30	1370	22.5	153-378	.405	51-149	.342	135-161	.839	23-99-122	2.0	83-1	206	126	3	46	492	8.1

FT Routine: Dribble three times w/right hand, hope my parents and sister are proud, shoot ... **Why No. 11?** "It represents my mom and my sister. They're both No. 1 in my life."

20 KENNY HALL

JR Forward • 6-9 • 222

Stone Mountain, Ga. • Redan HS



- Was suspended indefinitely Feb. 15 for conduct detrimental to the team.
- Leads the team in blocks (1.0 bpg) and is UT's third-leading rebounder (4.6 rpg).
- Nearly half (42.7 percent) of his career rebounds have been offensive boards (111 of 260).
- Came off the bench for the first time all season and scored a season-high 13 points in the win over Florida.
- Was dominant on both ends of the floor in UT's win over ETSU (12/23/11), finishing with 11 points.
- Had 12 points and set career-highs for blocks (3) and assists (2) in UT's win over UNC Asheville (12/20/11).
- Had his first double-double of the season and the second of his career when he logged 12 points and 10 rebounds vs. Austin Peay (12/10/11); he shot 5-of-5 from the field against the Gobs and had two blocks.
- Scored eight points and grabbed a career-high 12 rebounds vs. No. 17 Pitt (12/3/11).
- Was Tennessee's third center last season, as he played behind now-departed seniors John Fields and Brian Williams (both of whom went on to sign professional basketball contracts).

2011-12 GAME-BY-GAME STATS

OPPONENT	DATE	St	MIN	FG-FGA	PCT	3FG-FGA	PCT	FT-FTA	PCT	OFF DEF TOT	PF	A	T/O	BLK	STL	PTS
UNC Greensboro	11/11/11	f	16	2-3	.667	0-0	.000	1-2	.500	0 4 4	4	0	0	1	1	5
ULM	11/16/11	f	17	1-5	.200	0-0	.000	0-0	.000	2 3 5	1	1	3	2	0	2
vs. No. 6 Duke	11/21/11	f	13	2-5	.400	0-0	.000	2-2	1.000	2 2 4	4	0	0	2	1	6
vs. No. 8 Memphis	11/22/11	f	22	4-6	.667	0-0	.000	3-5	.600	4 2 6	5	0	2	0	1	11
vs. Chaminade	11/23/11	f	12	1-2	.500	0-0	.000	0-0	.000	0 5 5	3	1	3	0	0	2
at Oakland	11/28/11	f	23	2-5	.400	0-0	.000	4-5	.800	1 2 3	4	8	0	0	0	8
No. 17 Pittsburgh	12/03/11	f	27	3-6	.500	0-0	.000	2-2	1.000	3 9 12	2	0	1	2	0	8
Austin Peay	12/10/11	f	28	5-5	1.000	0-0	.000	2-4	.500	7 3 10	1	1	2	2	1	12
at CoFC	12/14/11	f	18	1-1	1.000	0-0	.000	0-0	.000	0 1 1	4	0	2	0	0	2
UNC Asheville	12/20/11	f	26	6-9	.667	0-0	.000	0-2	.000	2 2 4	3	2	3	3	0	12
ETSU	12/23/11	f	24	4-5	.800	0-0	.000	3-4	.750	4 4 8	0	0	1	2	1	11
The Citadel	12/29/11	f	17	2-2	1.000	0-0	.000	3-4	.750	1 1 2	3	0	0	2	0	7
Chattanooga	1/2/12	f	28	1-3	.333	0-0	.000	0-1	.000	4 1 5	2	1	2	1	1	2
at Memphis	1/4/12	f	20	2-3	.667	0-0	.000	0-0	.000	0 0 0	2	1	1	1	1	4
No. 13 Florida	1/7/12		24	6-8	.750	0-0	.000	1-1	1.000	0 5 5	4	0	1	0	0	13
at No. 20 Miss. St.	1/12/12		28	5-8	.625	0-0	.000	2-2	1.000	0 3 3	4	0	0	0	1	12
No. 2 Kentucky	1/14/12		18	3-9	.333	0-0	.000	2-2	1.000	1 2 3	3	0	2	1	0	8
at Georgia	1/18/12		21	1-1	1.000	0-0	.000	2-2	1.000	0 3 3	3	0	3	0	1	4
No. 13 UConn	1/21/12		18	2-5	.400	0-0	.000	1-2	.500	2 4 6	2	0	1	0	0	5
at Vanderbilt	1/24/12		11	1-3	.333	0-0	.000	0-0	.000	0 2 2	1	1	1	1	0	2
Auburn	1/28/12		14	1-5	.200	0-0	.000	0-0	.000	3 2 5	4	0	1	2	0	2
at No. 1 Kentucky	1/31/12		8	0-3	.000	0-0	.000	0-0	.000	1 1 2	4	0	1	0	0	0
Georgia	2/4/12		19	1-1	1.000	0-0	.000	2-2	1.000	0 2 2	3	0	0	0	0	4
South Carolina	2/8/12	f	32	1-2	.500	0-0	.000	2-5	.400	5 5 10	1	0	1	3	1	4
at No. 8 Florida	2/11/12	f	22	4-8	.500	0-0	.000	0-2	.000	2 1 3	4	1	1	0	0	8
Arkansas	2/15/12						SUSP									
at Alabama	2/18/12						SUSP									
Ole Miss	2/22/12						SUSP									
at South Carolina	2/25/12						SUSP									
at LSU	2/29/12						SUSP									
Vanderbilt																
SEC Tournament																

PRODUCTION TRACKER

	Last Season	This Season	Career
Had a Double-Double	-	1	2
Scored 10+ Points	-	6	11
Scored 15+ Points	-	-	1
Scored 20+ Points	-	-	-
Double-Digit Rebounds	-	3	5
Led the Vols in Scoring	-	1	2
Led the Vols in Rebounding	2	4	10
Led the Vols in Steals	1	3	6
Led the Vols in Blocks	-	10	17
Had 3+ Steals	-	1	1
Had 3+ Blocks	-	2	2
Had 3+ Dunks	-	1	1



SEASON/CAREER HIGHS

Points

Season 13 vs. Florida (1/7/12)
 Career 16 vs. North Carolina A&T (12/23/09)

Rebounds

Season 12 vs. Pittsburgh (12/3/11)
 Career Same

Assists

Season 2 vs. UNC Asheville (12/20/11)
 Career Same

Blocks

Season 3 two times, last vs. South Carolina (2/8/12)
 Career Same

Steals

Season 1 eight times, last vs. South Carolina (2/8/12)
 Career 2 vs. Kentucky (3/13/10)

Minutes

Season 32 vs. South Carolina (2/8/12)
 Career Same

Field Goals Made

Season 6 two times, last vs. Florida (1/7/12)
 Career 6 four times, last vs. Florida (1/7/12)

Field Goals Attempted

Season 9, two times, last vs. Kentucky (1/14/12)
 Career 10 at Alabama (1/19/10)

3-Pt. Field Goals Made

Season -
 Career -

3-Pt. Field Goals Attempted

Season -
 Career 1 two times, last vs. Middle Tenn. (11/30/10)

Free Throws Made

Season 4 at Oakland (11/28/11)
 Career 5 vs. Belmont (11/16/10)

Free Throws Attempted

Season 5 at Oakland (11/28/11)
 Career 6 two times, last vs. Belmont (11/16/10)



CONTENT BOOSTER

Use your smartphone to scan this code and access bonus content related to Kenny Hall.

CAREER STATS

	GP-GS	Min	Avg	FG-A	Pct	3FG-A	Pct	FT-A	Pct	Off-Def-Rebs	Avg	PF-FO	Ast	TO	Blk	Stl	Pts	Avg
2009-10	35-3	435	12.4	52-90	.578	0-1	.000	23-42	.548	52-52-104	3.0	69-2	7	29	18	8	127	3.6
2010-11	25-1	176	7.0	19-36	.528	0-1	.000	12-21	.571	17-29-46	1.8	36-1	3	15	4	1	50	2.0
2011-12	25-16	506	20.2	61-113	.540	0-0	.000	32-49	.653	44-69-113	4.5	71-1	9	32	25	10	154	6.2
Totals	85-20	1117	13.1	132-239	.552	0-2	.000	67-112	.598	113-150-263	3.1	176-4	19	76	47	19	331	3.9

Big Dancer: Hall has appeared in five NCAA Tournament games in his first two seasons of collegiate basketball ... **Dogs or Cats?** "Dogs. Because I'm a big dog."

21 RYAN KILMARTIN

RS-SO Guard • 6-5 • 210

Charlotte, N.C. • Appalachian State University



- Made his SEC debut in the final minute of UT's home win over Arkansas (2/15/12).
- His first points as a Vol came on a 3-pointer from the top of the key against The Citadel (12/29/11).
- Made his Tennessee debut by playing the final minute during UT's win over Chaminade in Maui (11/23/11).
- His younger brother, Alex, is on the basketball team at UNC Wilmington.
- Earned a silver medal with the Wales team at the 2007 FIBA European Championships.
- Holds a second-degree black belt in Tae Kwon Do and has won multiple junior Olympic championships and AAU titles in that sport.
- Loves Indian food and says his favorite dish is chicken tikki massala.
- His father, Sean, and his uncle, Mike Helms, both played basketball at Appalachian State in the early 1980s.
- His mother, Jane, was born in Wales, named "Miss Wales" in 1984 and participated in the Miss Universe pageant that same year.

SEASON/CAREER HIGHS

Points

Season 3 vs. The Citadel (12/29/11)
 Career Same

Rebounds

Season -
 Career -

Assists

Season -
 Career -

Blocks

Season -
 Career -

Steals

Season -
 Career -

Minutes

Season 1 three times, last vs. Arkansas (2/15/12)
 Career *4 vs. Montreat (11/16/10)

Field Goals Made

Season 1 vs. The Citadel (12/29/11)
 Career 1 two times, last vs. The Citadel (12/29/11)

Field Goals Attempted

Season 1 vs. The Citadel (12/29/11)
 Career 1 two times, last vs. The Citadel (12/29/11)

3-Pt. Field Goals Made

Season 1 vs. The Citadel (12/29/11)
 Career 1 two times, last vs. The Citadel (12/29/11)

3-Pt. Field Goals Attempted

Season 1 vs. The Citadel (12/29/11)
 Career *2 vs. Montreat (11/16/10)

Free Throws Made

Season -
 Career -

Free Throws Attempted


Season -
 Career -

* Mark set while playing at Appalachian State University

2011-12 GAME-BY-GAME STATS

OPPONENT	DATE	St	MIN	FG-FGA	PCT	3FG-FGA	PCT	FT-FTA	PCT	OFF DEF TOT	PF	A	T/O	BLK	STL	PTS
UNC Greensboro	11/11/11								DNP							
ULM	11/16/11								DNP							
vs. No. 6 Duke	11/21/11								DNP							
vs. No. 8 Memphis	11/22/11								DNP							
vs. Chaminade	11/23/11	1		0-0	.000	0-0	.000	0-0	.000	0 0 0	0	0	0	0	0	0
at Oakland	11/28/11								DNP							
No. 17 Pittsburgh	12/03/11								DNP							
Austin Peay	12/10/11								DNP							
at CoFC	12/14/11								DNP							
UNC Asheville	12/20/11								DNP							
ETSU	12/23/11								DNP							
The Citadel	12/29/11	1		1-1	1.000	1-1	1.000	0-0	.000	0 0 0	0	0	0	0	0	3
Chattanooga	1/2/12								DNP							
at Memphis	1/4/12								DNP							
No. 13 Florida	1/7/12								DNP							
at No. 20 Miss. St.	1/12/12								DNP							
No. 2 Kentucky	1/14/12								DNP							
at Georgia	1/18/12								DNP							
No. 13 UConn	1/21/12								DNP							
at Vanderbilt	1/24/12								DNP							
Auburn	1/28/12								DNP							
at No. 1 Kentucky	1/31/12								DNP							
Georgia	2/4/12								DNP							
South Carolina	2/8/12								DNP							
at No. 8 Florida	2/11/12								DNP							
Arkansas	2/15/12	1		0-0	.000	0-0	.000	0-0	.000	0 0 0	1	0	0	0	0	0
at Alabama	2/18/12								DNP							
Ole Miss	2/22/12								DNP							
at South Carolina	2/25/12								DNP							
at LSU	2/29/12								DNP							
Vanderbilt																
SEC Tournament																

PRODUCTION TRACKER



CAREER STATS

	GP-GS	Min	Avg	FG-A	Pct	3FG-A	Pct	FT-A	Pct	Off-Def-Rebs	Avg	PF-FO	Ast	TO	Blk	Stl	Pts	Avg
*2010-11	1-0	4	4.0	1-3	.333	0-2	.000	0-0	.000	0-0-0	0.0	0-0	0	0	0	0	2	2.0
2011-12	3-0	3	1.0	1-1	1.000	1-1	1.000	0-0	.000	0-0-0	0.0	1-0	0	0	0	0	3	1.0

* at Appalachian State University

FT Routine: Two dribbles, spin it, catch it on the seams, rise and shoot ... **Why No. 21?** My dad, Sean, wore No. 42 at Appy State in the 1980s. I hope to be "half" the man he is.

24 BRANDON LOPEZ

FR Guard • 6-1 • 179
Knoxville, Tenn. • Austin-East HS



- Has appeared in three SEC games: Arkansas (2/15/12), Alabama (2/18/12) and South Carolina (2/25/12).
- Battled a throat ailment early during the Vols' time in Maui, but played the final three minutes of UT's win over Chaminade (11/23/11) on the tournament's final day.
- Grabbed one rebound while playing the final minute of UT's season-opening win over UNC Greensboro.
- Played in the Nov. 3 exhibition win over Carson-Newman. It was also his 19th birthday.
- Averaged an impressive 25.6 points during his senior season at Knoxville's Austin-East High School.
- Scored a career-best 45 points in a 61-51 victory over Fulton High School.
- AEHS also produced Tennessee 1,000-point scorer and all-time games-played leader Rob Jones (1983-86).
- Posted an impressive 3.9 GPA in high school.
- Was a summer ball teammate of fellow Vols freshman Galen Campbell for three years.
- Lives with fellow freshman guard Quinton Chievous.

2011-12 GAME-BY-GAME STATS

OPPONENT	DATE	St	MIN	FG-FGA	PCT	3FG-FGA	PCT	FT-FTA	PCT	OFF DEF TOT	PF	A	T/O	BLK	STL	PTS
UNC Greensboro	11/11/11		1	0-0	.000	0-0	.000	0-0	.000	0 1 1	0	0	0	0	0	0
ULM	11/16/11	2		0-0	.000	0-0	.000	0-0	.000	0 0 0	0	0	0	0	0	0
vs. No. 6 Duke	11/21/11						DNP									
vs. No. 8 Memphis	11/22/11						DNP									
vs. Chaminade	11/23/11	3		0-0	.000	0-0	.000	0-0	.000	0 0 0	0	0	0	0	0	0
at Oakland	11/28/11						DNP									
No. 17 Pittsburgh	12/03/11						DNP									
Austin Peay	12/10/11						DNP									
at CofC	12/14/11						DNP									
UNC Asheville	12/20/11						DNP									
ETSU	12/23/11						DNP									
The Citadel	12/29/11	1		0-0	.000	0-0	.000	0-0	.000	0 0 0	0	0	0	0	0	0
Chattanooga	1/2/12						DNP									
at Memphis	1/4/12						DNP									
No. 13 Florida	1/7/12						DNP									
at No. 20 Miss. St.	1/12/12						DNP									
No. 2 Kentucky	1/14/12						DNP									
at Georgia	1/18/12						DNP									
No. 13 UConn	1/21/12						DNP									
at Vanderbilt	1/24/12						DNP									
Auburn	1/28/12						DNP									
at No. 1 Kentucky	1/31/12						DNP									
Georgia	2/4/12						DNP									
South Carolina	2/8/12						DNP									
at No. 8 Florida	2/11/12						DNP									
Arkansas	2/15/12	1		0-0	.000	0-0	.000	0-0	.000	0 0 0	0	0	0	0	0	0
at Alabama	2/18/12	1		0-0	.000	0-0	.000	0-0	.000	0 0 0	0	0	0	0	0	0
Ole Miss	2/22/12						DNP									
at South Carolina	2/25/12	1		0-0	.000	0-0	.000	0-0	.000	0 0 0	0	0	0	0	0	0
at LSU	2/29/12						DNP									
Vanderbilt																
SEC Tournament																

SEASON HIGHS

Points

Season -
Career -

Rebounds

Season 1 vs. UNC Greensboro
Career Same

Assists

Season -
Career -

Blocks

Season -
Career -

Steals

Season -
Career -

Minutes

Season 3 vs. Chaminade (11/23/11)
Career Same

Field Goals Made

Season -
Career -

Field Goals Attempted

Season -
Career -

3-Pt. Field Goals Made

Season -
Career -

3-Pt. Field Goals Attempted

Season -
Career -

Free Throws Made

Season -
Career -

Free Throws Attempted

Season -
Career -



CONTENT BOOSTER

Use your smartphone to scan this code and access bonus content related to Brandon Lopez.

PRODUCTION TRACKER

	2011-12
Had a Double-Double	-
Scored 10+ Points	-
Scored 15+ Points	-
Scored 20+ Points	-
Double-Digit Assists	-
Led the Vols in Scoring	-
Led the Vols in 3-Pointers (Made)	-
Led the Vols in Rebounding	-
Led the Vols in Assists	-
Led the Vols in Steals	-
Had 5+ Assists	-
Made 3+ 3-Pointers	-
Had 3+ Steals	-



CAREER STATS

	GP-GS	Min	Avg	FG-A	Pct	3FG-A	Pct	FT-A	Pct	Off-Def-Rebs	Avg	PF-FO	Ast	TO	Blk	Stl	Pts	Avg
2011-12	7-0	10	1.4	0-0	.000	0-0	.000	0-0	.000	0-1-1	0.1	0-0	0	0	0	0	0	0.0

Toughing it Out: Lopez broke his left index finger exactly one week before his senior basketball season began; he had surgery, and stitches but didn't miss a single game.

0 YEMI MAKANJUOLA

FR Center • 6-9 • 244

Lagos, Nigeria • Word of God Christian Academy (N.C.)



- Name pronounced: YEH-mee MACK-in-JEW-luh
- Totaled seven points and six rebounds in just 12 minutes off the bench at Vanderbilt (1/24/12).
- Scored 18 straight points vs. The Citadel (12/29/11) and also grabbed 11 rebounds in just 13 minutes.
- Had six points and team-high seven rebounds in UT's win over Chaminade in Maui (11/23/11).
- Played beyond his years in the loss to No. 6 Duke (11/21/11), giving his team 13 strong minutes off the bench.
- Had two rebounds, two blocks and one assist in 10 minutes vs. UNC Greensboro (11/11/11).
- A fierce and tenacious post defender with good shot-blocking instincts.
- Participated in the 2008 NBA Basketball Without Borders camp in South Africa as well as the 2009 adidas Futures camp in Abuja, Nigeria.
- Is UT's second basketball player from Nigeria, joining former forward Emmanuel Negedu (2008-09).
- Lives with fellow freshman Galen Campbell; the pair is rumored to maintain the cleanest room in Gibbs Hall.

2011-12 GAME-BY-GAME STATS

OPPONENT	DATE	St	MIN	FG-FGA	PCT	3FG-FGA	PCT	FT-FTA	PCT	OFF	DEF	TOT	PF	A	T/O	BLK	STL	PTS
UNC Greensboro	11/11/11		10	0-0	.000	0-0	.000	0-0	.000	1	1	2	2	1	0	2	0	0
ULM	11/16/11						DNP											
vs. No. 6 Duke	11/21/11	13	2-2	1.000	0-0	.000	0-0	.000	0-0	1	1	2	4	0	0	0	0	4
vs. No. 8 Memphis	11/22/11	13	1-1	1.000	0-0	.000	0-0	.000	0-0	0	3	3	1	0	1	1	2	2
vs. Chaminade	11/23/11	13	3-3	1.000	0-0	.000	0-0	.000	0-0	3	4	7	2	0	0	1	0	6
at Oakland	11/28/11	5	1-2	.500	0-0	.000	0-0	.000	0-0	2	1	3	2	1	1	0	0	2
No. 17 Pittsburgh	12/03/11	13	1-3	.333	0-0	.000	0-0	.000	0-0	3	0	3	0	0	0	0	0	2
Austin Peay	12/10/11	10	1-1	1.000	0-0	.000	0-0	.000	0-0	0	3	3	2	0	0	0	0	2
at CoFC	12/14/11	6	0-1	.000	0-0	.000	0-0	.000	0-0	1	2	3	3	0	0	0	0	0
UNC Asheville	12/20/11	4	0-0	.000	0-0	.000	0-0	.000	0-1	1	0	1	0	0	0	0	1	0
ETSU	12/23/11						DNP											
The Citadel	12/29/11	18	7-9	.778	0-0	.000	4-5	.800	7	4	11	1	0	0	0	0	0	18
Chattanooga	1/2/12	8	0-0	.000	0-0	.000	0-2	.000	0	3	3	0	0	0	2	0	0	0
at Memphis	1/4/12	13	0-0	.000	0-0	.000	0-0	.000	2	2	4	1	0	3	2	0	0	0
No. 13 Florida	1/7/12	2	0-0	.000	0-0	.000	0-0	.000	0	0	0	0	0	0	0	0	0	0
at No. 20 Miss. St.	1/12/12	8	0-1	.000	0-0	.000	0-2	.000	2	4	6	2	0	0	1	0	0	0
No. 2 Kentucky	1/14/12	2	0-0	.000	0-0	.000	0-0	.000	0	1	1	1	0	0	0	0	0	0
at Georgia	1/18/12	3	0-0	.000	0-0	.000	0-0	.000	0	0	0	0	0	0	0	0	0	0
No. 13 UConn	1/21/12						DNP											
at Vanderbilt	1/24/12	12	3-5	.600	0-0	.000	1-3	.333	2	4	6	3	0	1	0	1	7	7
Auburn	1/28/12	3	0-0	.000	0-0	.000	0-0	.000	1	0	1	2	0	0	0	0	0	0
at No. 1 Kentucky	1/31/12	15	1-1	1.000	0-0	.000	0-0	.000	2	3	5	2	0	0	0	0	0	2
Georgia	2/4/12						DNP											
South Carolina	2/8/12	1	0-1	.000	0-0	.000	0-0	.000	0	0	0	2	0	0	0	0	0	0
at No. 8 Florida	2/11/12						DNP											
Arkansas	2/15/12	6	0-0	.000	0-0	.000	0-0	.000	0	0	0	1	0	0	0	0	0	0
at Alabama	2/18/12	5	0-0	.000	0-0	.000	0-0	.000	0	0	0	1	0	1	0	0	0	0
Ole Miss	2/22/12	3	0-1	.000	0-0	.000	0-0	.000	0	0	0	1	0	1	0	0	0	0
at South Carolina	2/25/12						DNP											
at LSU	2/29/12	12	2-3	.667	0-0	.000	0-0	.000	0	1	1	5	0	0	1	0	4	4
Vanderbilt																		
SEC Tournament																		

PRODUCTION TRACKER

	2011-12
Had a Double-Double	1
Scored 5+ Points	3
Scored 10+ Points	1
Scored 15+ Points	1
Scored 20+ Points	-
Had Double-Digit Rebounds	1
Led the Vols in Scoring	1
Led the Vols in Rebounding	3
Had Multiple Steals	-
Had Multiple Blocks	3
Had 3+ Blocks	-
Led the Vols in Blocks	5
Had 3+ Dunks	-



SEASON HIGHS

Points

Season 18 vs. The Citadel (12/29/11)
Career Same

Rebounds

Season 11 vs. The Citadel (12/29/11)
Career Same

Assists

Season 1 two times, last at Oakland (11/28/11)
Career Same

Blocks

Season 2 two times, last vs. Chattanooga (1/2/12)
Career Same

Steals

Season 2 vs. Memphis (11/22/11)
Career Same

Minutes

Season 15 at Kentucky (1/31/12)
Career Same

Field Goals Made

Season 7 vs. The Citadel (12/29/11)
Career Same

Field Goals Attempted

Season 9 vs. The Citadel (12/29/11)
Career Same

3-Pt. Field Goals Made

Season -
Career -

3-Pt. Field Goals Attempted

Season -
Career -

Free Throws Made

Season 4 vs. The Citadel (12/29/11)
Career Same

Free Throws Attempted

Season 5 vs. The Citadel (12/29/11)
Career Same



CONTENT BOOSTER

Use your smartphone to scan this code and access bonus content related to Yemi Makanjuola.

CAREER STATS

	GP-GS	Min	Avg	FG-A	Pct	3FG-A	Pct	FT-A	Pct	Off-Def-Rebs	Avg	PF-FO	Ast	TO	Blk	Stl	Pts	Avg
2011-12	24-0	193	8.0	22-34	.647	0-0	.000	5-13	.385	28-37-65	2.7	38-1	2	8	10	4	49	2.0

FT Routine: Take a couple dribbles and shoot (he used to whisper to the ball, "Please go in!") ... **Why No. 0?** Nigerian center Olumide Oyedeji wore No. 00 with the Orlando Magic.

34 JERONNE MAYMON

JR Forward • 6-7 • 265

Name pronounced: juhr-ON MAY-min

Madison, Wis. • Marquette University

All-SEC Candidate



- In SEC play, he leads the Vols in scoring (14.3 ppg), rebounding (7.9 rpg), field-goal percentage (.582) and steals (1.1 spg); He has scored at least 12 points in every SEC game.
- Has eight double-doubles this season and is the team's leading rebounder (7.9 rpg; fifth in the SEC).
- Has drawn a team-high 15 charges this season.
- Scored 18 points and had 11 rebounds with two assists and a steal in the Ole Miss win (2/22/12).
- Had 20 points and six rebounds vs. Alabama (2/18/12).
- Had 15 points and 11 rebounds to lead the Vols past No. 8 Florida in Gainesville (2/11/12).
- Had 19 rebounds and 15 points in Tennessee's home win over Auburn (1/28/12).
- Went for team-high 15 points and eight rebounds at Vanderbilt (1/24/12).
- Recorded 15 points and 10 rebounds against No. 2 Kentucky (1/14/12).
- Exploded for 32 points and 20 rebounds in UT's double-overtime loss to No. 8 Memphis (11/22/11).

2011-12 GAME-BY-GAME STATS

OPPONENT	DATE	St	MIN	FG-FGA	PCT	3FG-FGA	PCT	FT-FTA	PCT	OFF DEF TOT	PF	A	T/O	BLK	STL	PTS
UNC Greensboro	11/11/11	f	23	6-8	.750	0-1	.000	3-4	.750	2 2 4	3	2	3	0	1	15
ULM	11/16/11	f	23	5-6	.833	0-0	.000	1-3	.333	5 6 11	0	1	2	0	0	11
vs. No. 6 Duke	11/21/11	f	32	5-14	.357	0-2	.000	4-4	1.000	5 7 12	2	2	4	0	2	14
vs. No. 8 Memphis	11/22/11	f	40	8-15	.533	0-0	.000	16-17	.941	9 11 20	4	0	3	0	0	32
vs. Chaminade	11/23/11	f	2	0-1	.000	0-0	.000	0-0	.000	0 0 0	0	0	0	0	0	0
at Oakland	11/28/11	f	29	3-5	.600	0-0	.000	2-7	.286	2 4 6	2	0	2	1	2	8
No. 17 Pittsburgh	12/3/11	f	27	6-10	.600	0-0	.000	0-0	.000	0 1 1	3	0	1	1	0	12
Austin Peay	12/10/11	f	31	8-10	.800	0-1	.000	2-5	.400	6 3 9	1	2	2	0	1	18
at CoFC	12/14/11	f	30	4-6	.667	0-0	.000	1-2	.500	1 7 8	4	2	1	1	1	9
UNC Asheville	12/20/11	f	23	4-6	.667	0-0	.000	2-4	.500	6 7 13	4	3	3	0	2	10
ETSU	12/23/11	f	28	4-6	.667	0-0	.000	0-0	.000	1 2 3	3	0	3	0	2	8
The Citadel	12/29/11	f	26	3-4	.750	0-0	.000	2-2	.000	1 3 4	2	1	1	1	0	8
Chattanooga	1/2/12	f	20	1-4	.250	0-0	.000	0-0	.000	5 5 10	5	2	1	1	0	2
at Memphis	1/4/12	f	28	4-15	.267	0-1	.000	1-3	.333	4 5 9	2	1	0	0	0	9
No. 13 Florida	1/7/12	f	27	4-8	.500	0-0	.000	4-10	.400	1 6 7	2	2	2	0	2	12
at No. 20 Miss. St.	1/12/12	f	18	6-9	.667	0-0	.000	1-1	1.000	3 1 4	5	0	3	0	0	13
No. 2 Kentucky	1/14/12	f	30	4-7	.571	0-0	.000	7-10	.700	2 8 10	4	0	3	0	2	15
at Georgia	1/18/12	f	31	5-8	.625	0-0	.000	2-5	.400	2 6 8	5	0	5	1	1	12
No. 13 UConn	1/21/12	f	25	4-10	.400	0-0	.000	0-1	.000	3 4 7	3	0	4	0	1	8
at Vanderbilt	1/24/12	f	29	6-9	.667	0-0	.000	3-4	.750	2 6 8	2	1	2	1	1	15
Auburn	1/28/12	f	34	5-8	.625	0-0	.000	5-9	.556	5 14 19	3	2	3	1	0	15
at No. 1 Kentucky	1/31/12	f	19	4-8	.500	0-0	.000	5-6	.833	1 2 3	4	0	3	1	0	13
Georgia	2/4/12	f	34	3-6	.500	0-0	.000	9-12	.750	3 5 8	1	2	2	0	1	15
South Carolina	2/8/12	f	35	3-6	.500	0-0	.000	6-7	.857	0 6 6	4	3	2	0	1	12
at No. 8 Florida	2/11/12	f	36	5-14	.357	0-0	.000	5-9	.556	3 8 11	1	2	3	0	1	15
Arkansas	2/15/12	f	25	5-5	1.000	0-0	.000	2-4	.500	0 5 5	2	2	3	0	3	12
at Alabama	2/18/12	f	35	6-8	.750	0-0	.000	8-13	.615	4 2 6	4	0	5	0	1	20
Ole Miss	2/22/12	f	30	6-7	.857	0-0	.000	6-8	.750	4 7 11	0	2	3	0	1	18
at South Carolina	2/25/12	f	27	6-10	.600	0-0	.000	2-3	.667	4 4 8	4	2	4	1	1	14
at LSU	2/29/12	f	30	3-9	.333	0-0	.000	8-10	.800	0 5 5	4	2	2	0	1	14
Vanderbilt																
SEC Tournament																

PRODUCTION TRACKER

	Last Season	This Season	Career
Had a Double-Double	-	8	8
Scored 10+ Points	1	22	23
Scored 15+ Points	-	9	9
Scored 20+ Points	-	2	2
Double-Digit Rebounds	-	9	9
Led the Vols in Scoring	-	7	7
Led the Vols in Rebounding	-	14	14
Led the Vols in Steals	1	9	10
Led the Vols in Blocks	-	3	3
Had 3+ Steals	-	1	1
Had 3+ Blocks	-	-	-
Had 3+ Dunks	-	-	-
Drew Multiple Charges	-	2	2



SEASON/CAREER HIGHS

Points

Season 32 vs. Memphis (11/22/11)
Career Same

Rebounds

Season 20 vs. Memphis (11/22/11)
Career Same

Assists

Season 3 two times, last vs. South Carolina (2/8/12)
Career Same

Blocks

Season 1 10 times, last at South Carolina (2/25/12)
Career Same

Steals

Season 3 vs. Arkansas (2/15/12)
Career Same

Minutes

Season 40 vs. Memphis (11/22/11)
Career Same

Field Goals Made

Season 8 two times, last vs. Austin Peay (12/10/11)
Career Same

Field Goals Attempted

Season 15 two times, last at Memphis (1/4/12)
Career Same

3-Pt. Field Goals Made

Season -
Career -

3-Pt. Field Goals Attempted

Season 2 vs. Duke (11/21/11)
Career Same

Free Throws Made

Season 16 vs. Memphis (11/22/11)
Career Same

Free Throws Attempted

Season 17 vs. Memphis (11/22/11)
Career Same

* Mark set while playing at Marquette University



CONTENT BOOSTER

Use your smartphone to scan this code and access bonus content related to Jeronne Maymon.

CAREER STATS

	GP-GS	Min	Avg	FG-A	Pct	3FG-A	Pct	FT-A	Pct	Off-Def-Rebs	Avg	PF-FO	Ast	TO	Blk	Stl	Pts	Avg
*2009-10	9-0	147	16.3	13-27	.481	0-0	.000	10-18	.556	15-23-38	4.2	24-0	5	10	1	3	36	4.0
2010-11	14-0	127	9.1	16-34	.471	0-2	.000	5-20	.250	20-19-39	2.8	18-0	3	14	0	2	37	2.6
2011-12	30-30	827	27.6	136-242	.562	0-5	.000	107-163	.656	84-152-236	7.9	83-3	36	76	10	29	379	12.6
UT TOTALS	44-30	954	21.7	152-276	.551	0-7	.000	112-183	.612	104-171-275	6.3	101-3	39	90	10	31	416	9.5

* at Marquette University

FT Routine: Two dribbles, wait... three dribbles, spin the ball, breathe out and let it loose ... **Surprising Musical Tastes:** Enjoys listening to Musiq Soulchild and Green Day

13 SKYLAR McBEE

JR Guard • 6-3 • 199

Rutledge, Tenn. • Grainger HS




- Averaging a career-best 6.6 ppg and 6.1 ppg in SEC play.
- Shooting .399 (55-138) from 3-point range and has made at least three 3-pointers nine times this season.
- **UT is 10-0 when he scores 10+ points;** More than 80 percent of his career shot attempts have been 3FG
- Made his first career start (his 87th career game) in UT's home win over Georgia and had 10 points (2/4/12).
- Had 12 points, four rebounds and two assists in 30 minutes in the win over Auburn (1/28/12).
- Had eight points in the win over UConn (1/21/12) and sank two clutch free throws to secure the victory.
- Scored a career-high 16 points, with five 3-pointers, in UT's win over Chattanooga (1/2/12).
- Played a career-high 30 minutes and scored 15 points with five 3-pointers in the win vs. ULM (11/16/11).
- His 94 games played make him Tennessee's second-most experienced player (behind Tatum).
- This is his second season on scholarship; he competed as a preferred walk-on in 2009-10.
- Received football scholarship offers out of high school.

2011-12 GAME-BY-GAME STATS

OPPONENT	DATE	St	MIN	FG-FGA	PCT	3FG-FGA	PCT	FT-FTA	PCT	OFF	DEF	TOT	PF	A	T/O	BLK	STL	PTS
UNC Greensboro	11/11/11		18	2-2	1.000	2-2	1.000	0-0	.000	0	0	0	1	0	1	0	0	6
ULM	11/16/11		30	5-11	.455	5-9	.556	0-0	.000	1	2	3	2	2	0	0	2	15
vs. No. 6 Duke	11/21/11		12	1-2	.500	0-1	.000	0-0	.000	0	2	2	1	1	1	0	1	2
vs. No. 8 Memphis	11/22/11		13	1-1	1.000	1-1	1.000	0-0	.000	0	0	0	3	0	2	0	0	3
vs. Chaminade	11/23/11		17	3-7	.429	2-6	.333	2-2	1.000	0	1	1	1	0	0	0	0	10
at Oakland	11/28/11		15	0-2	.000	0-1	.000	0-0	.000	0	0	0	0	0	0	0	0	0
No. 17 Pittsburgh	12/03/11		7	0-0	.000	0-0	.000	0-0	.000	0	0	0	2	0	0	0	0	0
Austin Peay	12/10/11		21	3-6	.500	3-6	.500	0-1	.000	1	2	3	1	2	1	0	0	9
at CoFC	12/14/11		19	3-8	.375	3-8	.375	0-1	.000	0	2	2	2	0	1	0	0	9
UNC Asheville	12/20/11		26	1-7	.143	1-6	.167	1-2	.500	0	1	1	2	1	1	0	0	4
ETSU	12/23/11		27	4-6	.667	4-6	.667	0-0	.000	0	0	0	1	0	1	0	0	12
The Citadel	12/29/11		18	4-10	.400	4-8	.500	0-0	.000	0	0	0	0	0	0	0	1	12
Chattanooga	1/2/12		26	5-11	.455	5-11	.455	1-2	.500	0	1	1	2	1	1	0	0	16
at Memphis	1/4/12		16	0-5	.000	0-4	.000	0-0	.000	0	0	0	2	1	0	0	1	0
No. 13 Florida	1/7/12		4	0-0	.000	0-0	.000	0-0	.000	0	0	0	2	0	0	0	0	0
at No. 20 Miss. St.	1/12/12		14	1-2	.500	1-2	.500	0-0	.000	0	1	1	1	1	1	0	1	3
No. 2 Kentucky	1/14/12		25	2-4	.500	2-4	.500	0-0	.000	0	3	3	1	0	1	0	1	6
at Georgia	1/18/12		29	1-5	.200	1-4	.250	0-0	.000	0	3	3	2	1	0	1	1	3
No. 13 UConn	1/21/12		15	2-5	.400	2-5	.400	2-2	1.000	0	0	0	1	2	1	0	0	8
at Vanderbilt	1/24/12		18	0-3	.000	0-3	.000	0-0	.000	0	0	0	2	1	2	0	0	0
Auburn	1/28/12		30	3-9	.333	2-7	.286	4-4	1.000	0	4	4	3	2	0	0	0	12
at No. 1 Kentucky	1/31/12		25	1-6	.167	1-4	.250	0-0	.000	0	1	1	1	0	1	0	2	3
Georgia	2/4/12	g	20	1-4	.250	1-4	.250	7-8	.875	0	1	1	2	0	1	0	0	10
South Carolina	2/8/12	g	31	4-7	.571	4-7	.571	6-6	1.000	0	0	0	0	0	0	0	1	18
at No. 8 Florida	2/11/12	g	38	4-7	.571	4-7	.571	1-2	.500	0	2	2	2	1	0	0	0	13
Arkansas	2/15/12	g	32	4-7	.571	4-7	.571	0-0	.000	0	1	1	3	1	1	0	1	12
at Alabama	2/18/12	g	23	0-6	.000	0-6	.000	0-0	.000	0	0	0	5	0	0	0	0	0
Ole Miss	2/22/12	g	20	0-3	.000	0-3	.000	0-0	.000	1	2	3	1	2	0	0	0	0
at South Carolina	2/25/12	g	30	2-5	.400	2-5	.400	2-2	1.000	0	2	2	2	2	2	0	0	8
at LSU	2/29/12	g	19	1-2	.500	1-1	1.000	0-0	.000	0	1	1	0	2	2	0	2	3
Vanderbilt																		
SEC Tournament																		

PRODUCTION TRACKER

	Last Season	This Season	Career
Had a Double-Double	-	-	-
Scored 10+ Points	2	10	13
Scored 15+ Points	-	3	3
Scored 20+ Points	-	-	-
Double-Digit Assists	-	-	-
Led the Vols in Scoring	-	1	1
Led the Vols in 3-Pointers (Made)	5	11	21
Led the Vols in Rebounding	-	-	-
Led the Vols in Assists	1	1	2
Led the Vols in Steals	7	6	17
Had 5+ Assists	-	-	-
Made 3+ 3-Pointers	2	9	12
Had 3+ Steals	2	-	3



SEASON/CAREER HIGHS

Points

Season 18 vs. South Carolina (2/8/12)
Career Same

Rebounds

Season 4 vs. Auburn (1/28/12)
Career 6 two times, last vs. Alabama (2/5/11)

Assists

Season 2 seven times, last at LSU (2/29/12)
Career 4 vs. Chattanooga (11/12/10)

Blocks

Season 1 at Georgia (1/18/12)
Career 1 two times, both at Georgia (1/18/11, 12)

Steals

Season 2 four times, last at LSU (2/29/12)
Career 3 three times, last vs. Alabama (2/5/11)

Minutes

Season 38 at Florida (2/11/12)
Career Same

Field Goals Made

Season 5 two times, last vs. Chattanooga (1/2/12)
Career Same

Field Goals Attempted

Season 11 two times, last vs. Chattanooga (1/2/12)
Career Same

3-Pt. Field Goals Made

Season 5 two times, last vs. Chattanooga (1/2/12)
Career Same

3-Pt. Field Goals Attempted

Season 11 vs. Chattanooga (1/2/12)
Career Same

Free Throws Made

Season 7 vs. Georgia (2/4/12)
Career Same

Free Throws Attempted

Season 8 vs. Georgia (2/4/12)
Career Same



CONTENT BOOSTER

Use your smartphone to scan this code and access bonus content related to Skylar McBee.

CAREER STATS

	GP-GS	Min	Avg	FG-A	Pct	3FG-A	Pct	FT-A	Pct	Off-Def-Rebs	Avg	PF-FO	Ast	TO	Blk	Stl	Pts	Avg
2009-10	33-0	431	13.1	32-99	.323	25-80	.313	24-27	.889	4-34-38	1.2	53-0	18	16	0	18	113	3.4
2010-11	31-0	392	12.6	28-84	.333	22-68	.324	15-17	.882	11-20-31	1.0	43-0	18	15	1	23	93	3.0
2011-12	30-8	638	21.3	58-153	.379	55-138	.399	26-31	.839	3-32-35	1.2	48-1	23	21	1	17	197	6.6
Totals	94-8	1461	15.5	118-336	.351	102-286	.357	65-75	.867	18-86-104	1.1	144-1	59	52	2	58	403	4.3

FT Routine: One dribble and shoot ... **Why No. 13?** He began his career as a walk-on; of the few options he was given at the time, he selected No. 13.

52 JORDAN McRAE

SO Guard • 6-5 • 174

Midway, Ga. • Liberty County HS



- Has come off the bench to score in double figures in six of UT's last 10 games.
- Ranks second on the team in blocks with 24 and **averages 4.5 rebounds over the last nine games.**
- Ranks third on the team in scoring (9.2 ppg) and is shooting .355 from 3-point range.
- Scored 16 points and had a career-high eight rebounds in the win at South Carolina (2/25/12).
- Totaled 16 points, six rebounds and four assists vs. Ole Miss (2/22/12) and had the No. 1 Top Play on SportsCenter when he threw down a monster dunk over Terrance Henry.
- Totaled 12 points and a career-high-tying six rebounds in the win at No. 8 Florida (2/11/12).
- Made three 3-pointers and finished with 14 points in UT's home win over Georgia (2/4/12).
- Came off the bench for the first time all season and totaled 10 points and two steals in the win over Florida.
- Led the Vols with 19 points at College of Charleston (12/14/11), draining four 3-pointers.
- Scored a career-high 25 points in back-to-back games (vs. Chaminade and Oakland).

2011-12 GAME-BY-GAME STATS

OPPONENT	DATE	St	MIN	FG-FGA	PCT	3FG-FGA	PCT	FT-FTA	PCT	OFF DEF TOT	PF	A	T/O	BLK	STL	PTS
UNC Greensboro	11/11/11	g	25	4-7	.571	4-5	.800	2-2	1.000	0 2 2	0	3	0	0	2	14
ULM	11/16/11	g	17	3-9	.333	1-5	.200	2-2	1.000	0 1 1	1	1	3	2	0	9
vs. No. 6 Duke	11/21/11	g	28	3-10	.300	0-1	.000	5-6	.833	0 2 2	2	0	2	0	0	11
vs. No. 8 Memphis	11/22/11	g	20	3-11	.273	2-4	.500	0-1	.000	0 1 1	0	1	0	1	2	8
vs. Chaminade	11/23/11	g	24	9-12	.750	5-7	.714	2-3	.667	0 1 1	1	1	3	1	5	25
at Oakland	11/28/11	g	33	7-17	.412	3-8	.375	8-8	1.000	2 2 4	4	3	0	0	0	25
No. 17 Pittsburgh	12/03/11	g	30	2-8	.250	1-4	.250	0-0	.000	0 1 1	5	1	5	1	2	5
Austin Peay	12/10/11	g	23	7-14	.500	0-3	.000	0-0	.000	0 2 2	4	3	3	0	3	14
at CoFC	12/14/11	g	32	6-12	.500	4-8	.500	3-4	.750	0 1 1	2	1	3	2	0	19
UNC Asheville	12/20/11	g	10	0-4	.000	0-3	.000	0-0	.000	0 2 2	0	0	0	0	0	0
ETSU	12/23/11	g	18	1-2	.500	1-2	.500	2-2	1.000	0 2 2	2	0	3	1	0	5
The Citadel	12/29/11	g	23	1-6	.167	1-5	.200	0-0	.000	0 4 4	1	4	3	1	0	3
Chattanooga	1/2/12	g	16	3-10	.300	2-7	.286	4-4	1.000	0 1 1	2	1	0	1	0	12
at Memphis	1/4/12	g	15	1-4	.250	0-2	.000	0-0	.000	0 1 1	0	0	2	0	1	2
No. 13 Florida	1/7/12	21	4-9	.444	1-4	.250	1-2	.500	2 1 3	3	0	1	1	1	2	10
at No. 20 Miss. St.	1/12/12	19	2-6	.333	1-1	1.000	0-0	.000	1 2 3	1	0	1	1	0	5	5
No. 2 Kentucky	1/14/12	11	0-2	.000	0-0	.000	1-2	.500	0 0 0	1	1	1	1	0	0	1
at Georgia	1/18/12	10	0-2	.000	0-1	.000	1-2	.500	0 3 3	0	0	1	0	1	1	1
No. 13 UConn	1/21/12	10	1-4	.250	0-2	.000	0-0	.000	0 1 1	1	0	1	0	1	0	2
at Vanderbilt	1/24/12	8	0-3	.000	0-1	.000	0-0	.000	2 2 4	2	0	2	0	0	0	0
Auburn	1/28/12	25	4-7	.571	1-3	.333	2-2	1.000	0 6 6	0	1	3	2	0	11	11
at No. 1 Kentucky	1/31/12	6	0-2	.000	0-1	.000	0-0	.000	1 0 1	1	0	0	0	0	0	0
Georgia	2/4/12	24	5-9	.556	3-5	.600	1-1	1.000	0 2 2	1	2	0	0	0	0	14
South Carolina	2/8/12	21	3-7	.429	2-5	.400	0-0	.000	0 5 5	4	3	3	1	0	8	8
at No. 8 Florida	2/11/12	26	4-6	.667	1-3	.333	3-4	.750	1 5 6	5	1	1	1	1	12	12
Arkansas	2/15/12	31	4-10	.400	2-6	.333	4-6	.667	1 1 2	3	4	2	3	1	14	14
at Alabama	2/18/12	26	2-8	.250	2-5	.400	0-0	.000	2 4 6	5	1	1	0	0	6	6
Ole Miss	2/22/12	30	5-13	.385	0-3	.000	6-9	.667	1 5 6	1	4	0	1	0	16	16
at South Carolina	2/25/12	32	5-7	.714	1-3	.333	5-6	.833	1 7 8	2	3	3	1	1	16	16
at LSU	2/29/12	36	4-9	.444	1-3	.333	0-0	.000	0 4 4	1	1	1	1	1	0	9
Vanderbilt																
SEC Tournament																

PRODUCTION TRACKER

	Last Season	This Season	Career
Had a Double-Double	-	-	-
Scored 10+ Points	-	14	13
Scored 15+ Points	-	5	5
Scored 20+ Points	-	2	2
Double-Digit Assists	-	-	-
Led the Vols in Scoring	-	4	4
Led the Vols in 3-Pointers (Made)	-	6	6
Led the Vols in Blocks	1	11	12
Led the Vols in Assists	-	1	1
Led the Vols in Steals	1	4	5
Had 5+ Assists	-	1	1
Made 3+ 3-Pointers	-	5	5
Had 3+ Steals	-	2	2



SEASON/CAREER HIGHS

Points

Season 25 two times, last at Oakland (11/28/11)
Career Same

Rebounds

Season 8 at South Carolina (2/25/12)
Career Same

Assists

Season 5 vs. Pittsburgh (12/3/11)
Career Same

Blocks

Season 3 vs. Arkansas (2/15/12)
Career 3 two times, last vs. Arkansas (2/15/12)

Steals

Season 5 vs. Chaminade (11/23/11)
Career Same

Minutes

Season 36 at LSU (2/29/12)
Career Same

Field Goals Made

Season 9 vs. Chaminade (11/23/11)
Career Same

Field Goals Attempted

Season 17 at Oakland (11/28/11)
Career Same

3-Pt. Field Goals Made

Season 5 vs. Chaminade (11/23/11)
Career Same

3-Pt. Field Goals Attempted

Season 8 two times, last at C of C (12/14/11)
Career Same

Free Throws Made

Season 8 at Oakland (11/28/11)
Career Same

Free Throws Attempted

Season 9 vs. Ole Miss (2/22/12)
Career Same



CONTENT BOOSTER

Use your smartphone to scan this code and access bonus content related to Jordan McRae.

CAREER STATS

	GP-GS	Min	Avg	FG-A	Pct	3FG-A	Pct	FT-A	Pct	Off-Def-Rebs	Avg	PF-FO	Ast	TO	Blk	Stl	Pts	Avg
2010-11	10-0	53	5.3	6-19	.316	1-9	.111	5-11	.455	2-6-8	0.8	5-0	0	5	4	2	18	1.8
2011-12	30-14	650	21.7	93-230	.404	39-110	.355	52-66	.788	13-71-84	2.8	51-2	44	46	24	18	277	9.2
Totals	40-14	703	17.6	99-249	.398	40-119	.336	57-77	.740	15-77-92	2.3	56-2	44	51	28	20	295	7.4

FT Routine: Dribble three times, inhale the good, exhale the bad, shoot ... **Why No. 52?** It's a unique number that isn't associated with any former well known Vols.

25 DWIGHT MILLER

RS-JR Forward • 6-8 • 240

Nassau, Bahamas • Midland (Texas) College



- Has appeared in 20 games; Averaging 2.8 points and 1.7 rebounds in 7.4 minutes per game.
- Gave the Vols a huge boost off the bench vs. Ole Miss (2/22/12), scoring 10 points, grabbing seven rebounds and blocking one shot in the win; he was 2-for-3 from 3-point range.
- After five straight DNPs, he came off the bench to log two blocks in four minutes at Alabama (2/18/12).
- Erupted for 13 points and seven rebounds (all in the first half) at College of Charleston (12/14/11).
- Scored eight points on 4-of-6 shooting against No. 8 Memphis (11/22/11).
- Led Midland College to the 2011 NJCAA national championship game.
- Initially signed with Pittsburgh out of St. Pius X High School in Houston; he redshirted the 2008-09 season before appearing in 16 games as a redshirt freshman in 2009-10.
- Trains with former University of Houston and NBA standout Hakeem Olajuwon in the off-season.
- Writes an occasional blog for UTsports.com entitled "Dwight's Insight."

2011-12 GAME-BY-GAME STATS

OPPONENT	DATE	St	MIN	FG-FGA	PCT	3FG-FGA	PCT	FT-FTA	PCT	OFF DEF TOT	PF	A	T/O	BLK	STL	PTS
UNC Greensboro	11/11/11		2	0-0	.000	0-0	.000	0-0	.000	0 0 0	1	0	0	0	1	0
ULM	11/16/11	15	3-4	.750	0-0	.000	1-3	.333	2	4 6	3	0	0	0	1	7
vs. No. 6 Duke	11/21/11	9	1-4	.250	0-1	.000	0-1	.000	0	1 1	0	0	0	0	1	2
vs. No. 8 Memphis	11/22/11	18	4-6	.667	0-0	.000	0-0	.000	2	2 4	1	0	0	1	0	8
vs. Chaminade	11/23/11	7	0-2	.000	0-0	.000	0-0	.000	0	0 0	1	0	0	0	0	0
at Oakland	11/28/11	2	0-0	.000	0-0	.000	0-0	.000	0	0 0	1	0	1	0	0	0
No. 17 Pittsburgh	12/03/11	13	2-3	.667	0-1	.000	0-0	.000	0	2 2	2	0	0	1	0	4
Austin Peay	12/10/11	7	1-2	.500	0-0	.000	0-0	.000	0	0 0	0	0	0	0	1	2
at CoFC	12/14/11	13	6-8	.750	1-2	.500	0-0	.000	4	3 7	0	0	0	2	0	13
UNC Asheville	12/20/11	6	0-1	.000	0-0	.000	0-0	.000	1	0 1	2	0	0	0	1	0
ETSU	12/23/11	3	0-0	.000	0-0	.000	0-0	.000	0	0 0	0	0	0	0	2	0
The Citadel	12/29/11	4	1-1	1.000	0-0	.000	0-0	.000	0	0 0	0	0	0	0	0	2
Chattanooga	1/2/12															
at Memphis	1/4/12															
No. 13 Florida	1/7/12															
at No. 20 Miss. St.	1/12/12	1	0-0	.000	0-0	.000	0-0	.000	0	0 0	0	0	0	0	0	0
No. 2 Kentucky	1/14/12															
at Georgia	1/18/12															
No. 13 UConn	1/21/12	10	0-2	.000	0-0	.000	0-0	.000	1	0 1	1	0	0	0	0	0
at Vanderbilt	1/24/12	2	1-1	1.000	0-0	.000	0-0	.000	0	0 0	1	0	1	0	0	2
Auburn	1/28/12															
at No. 1 Kentucky	1/31/12	5	0-1	.000	0-0	.000	0-0	.000	1	0 1	1	0	0	0	0	0
Georgia	2/4/12															
South Carolina	2/8/12															
at No. 8 Florida	2/11/12															
Arkansas	2/15/12															
at Alabama	2/18/12	4	0-0	.000	0-0	.000	0-0	.000	0	1 1	0	0	0	2	0	0
Ole Miss	2/22/12	16	4-8	.500	2-3	.667	0-2	.000	5	2 7	1	0	1	1	0	10
at South Carolina	2/25/12	8	1-3	.333	0-0	.000	0-0	.000	2	0 2	2	0	0	1	0	2
at LSU	2/29/12	8	1-2	.500	1-1	1.000	0-0	.000	0	1 1	2	1	0	0	1	3
Vanderbilt																
SEC Tournament																

PRODUCTION TRACKER

	2011-12
Had a Double-Double	-
Scored 10+ Points	2
Scored 15+ Points	-
Scored 20+ Points	-
Double-Digit Rebounds	-
Led the Vols in Scoring	-
Led the Vols in Rebounding	-
Led the Vols in Steals	-
Led the Vols in Blocks	4
Made 3+ 3-Pointers	-
Had 3+ Steals	-
Had 3+ Blocks	-
Had 3+ Dunks	-



SEASON/CAREER HIGHS

Points

Season 13 vs. C of C (12/14/11)
Career Same

Rebounds

Season 7 two times, last vs. Ole Miss (2/22/12)
Career Same

Assists

Season 1 at LSU (2/29/12)
Career 1 three times, last at LSU (2/29/12)

Blocks

Season 2 three times, last at Alabama (2/18/12)
Career Same

Steals

Season 1 five times, last at LSU (2/29/12)
Career 1 seven times, last at LSU (2/29/12)

Minutes

Season 18 vs. Memphis (11/22/11)
Career Same

Field Goals Made

Season 6 vs. C of C (12/14/11)
Career Same

Field Goals Attempted

Season 8 two times, last vs. Ole Miss (2/22/12)
Career Same

3-Pt. Field Goals Made

Season 2 vs. Ole Miss (2/22/12)
Career Same

3-Pt. Field Goals Attempted

Season 3 vs. Ole Miss (2/22/12)
Career Same

Free Throws Made

Season 1 vs. ULM (11/16/11)
Career 1 two times, last vs. ULM (11/16/11)

Free Throws Attempted

Season 3 vs. ULM (11/16/11)
Career Same

* Mark set while playing at University of Pittsburgh



CONTENT BOOSTER

Use your smartphone to scan this code and access bonus content related to Dwight Miller.

CAREER STATS

	GP-GS	Min	Avg	FG-A	Pct	3FG-A	Pct	FT-A	Pct	Off-Def-Rebs	Avg	PF-FO	Ast	TO	Blk	Stl	Pts	Avg
*2008-09	REDSHIRT																	
*2009-10	16-0	84	5.3	4-15	.267	1-7	.143	1-2	.500	3-15-18	1.1	11-0	2	7	4	2	10	0.6
*2011-12	20-0	148	7.4	25-48	.521	4-8	.500	1-6	.167	18-16-34	1.7	19-0	1	3	11	5	55	2.8


*at University of Pittsburgh

FT Routine: "I look up at the rim, take a breath, shrug my shoulders, let my shoulders down, take three dribbles, spin the ball, shrug my shoulders again then let it go."

15 ROB MURPHY

RS-JR Forward • 6-8 • 230

Brentwood, Tenn. • Lipscomb University



- Drained a free throw vs. The Citadel to log his first point as a Vol (12/29/11); also tallied one rebound and a steal in UT's win over the Bulldogs.
- Saw action at the Maui Invitational, playing the final three minutes of UT's win over Chaminade (11/23/11).
- Made his official Tennessee debut by playing the final minute of UT's win over UNC Greensboro (11/11/11).
- Sat out last season as a transfer from Lipscomb University in Nashville, Tenn.
- Was a two-time Atlantic Sun Conference All-Academic Team honoree while at Lipscomb.
- Attended the same high school (Brentwood Academy) as former Vols guard Josh Bone (2010-11), Dallas Mavericks forward Brandan Wright and Green Bay Packers center (and former Vol) Scott Wells.

SEASON/CAREER HIGHS

Points

Season 1 vs. The Citadel (12/29/11)
 Career *15 vs. Oakland City (11/15/08)

Rebounds

Season 1 vs. The Citadel (12/29/11)
 Career *6 vs. Oakland City (11/15/08)

Assists

Season -
 Career *1 vs. Oakland City (11/15/08)

Blocks

Season -
 Career *1 vs. Oakland City (11/15/08)

Steals

Season 1 vs. The Citadel (12/29/11)
 Career 1 two times, last vs. The Citadel (12/29/11)

Minutes

Season 3 vs. Chaminade (11/23/11)
 Career *18 vs. Oakland City (11/15/08)

Field Goals Made

Season -
 Career *6 vs. Oakland City (11/15/08)

Field Goals Attempted

Season 1 vs. The Citadel (12/29/11)
 Career *7 vs. Oakland City (11/15/08)

3-Pt. Field Goals Made

Season -
 Career -

3-Pt. Field Goals Attempted

Season -
 Career -

Free Throws Made

Season 1 vs. The Citadel (12/29/11)
 Career *3 vs. Oakland City (11/15/08)

Free Throws Attempted


Season 2 vs. The Citadel (12/29/11)
 Career *3 vs. Oakland City (11/15/08)

*Mark set while playing at Lipscomb University

2011-12 GAME-BY-GAME STATS

OPPONENT	DATE	St	MIN	FG-FGA	PCT	3FG-FGA	PCT	FT-FTA	PCT	OFF DEF TOT	PF	A	T/O	BLK	STL	PTS
UNC Greensboro	11/11/11		1	0-0	.000	0-0	.000	0-0	.000	0 0 0	0	0	0	0	0	0
ULM	11/16/11						DNP									
vs. No. 6 Duke	11/21/11						DNP									
vs. No. 8 Memphis	11/22/11						DNP									
vs. Chaminade	11/23/11	3		0-0	.000	0-0	.000	0-0	.000	0 0 0	0	0	0	0	0	0
at Oakland	11/28/11						DNP									
No. 17 Pittsburgh	12/03/11						DNP									
Austin Peay	12/10/11						DNP									
at CofC	12/14/11						DNP									
UNC Asheville	12/20/11						DNP									
ETSU	12/23/11						DNP									
The Citadel	12/29/11	1		0-1	.000	0-0	.000	1-2	.500	1 0 1	1	0	0	0	1	1
Chattanooga	1/2/12						DNP									
at Memphis	1/4/12						DNP									
No. 13 Florida	1/7/12						DNP									
at No. 20 Miss. St.	1/12/12						DNP									
No. 2 Kentucky	1/14/12						DNP									
at Georgia	1/18/12						DNP									
No. 13 UConn	1/21/12						DNP									
at Vanderbilt	1/24/12						DNP									
Auburn	1/28/12						DNP									
at No. 1 Kentucky	1/31/12						DNP									
Georgia	2/4/12						DNP									
South Carolina	2/8/12						DNP									
at No. 8 Florida	2/11/12						DNP									
Arkansas	2/15/12						DNP									
at Alabama	2/18/12						DNP									
Ole Miss	2/22/12						DNP									
at South Carolina	2/25/12						DNP									
at LSU	2/29/12						DNP									
Vanderbilt																
SEC Tournament																

PRODUCTION TRACKER



CAREER STATS

	GP-GS	Min	Avg	FG-A	Pct	3FG-A	Pct	FT-A	Pct	Off-Def-Rebs	Avg	PF-FO	Ast	TO	Blk	Stl	Pts	Avg
*2008-09	9-0	37	4.1	8-10	.800	0-0	.000	8-9	.889	3-4-7	0.8	9-1	1	7	1	1	24	2.7
*2009-10	4-0	9	2.3	1-1	1.000	0-0	.000	6-6	1.000	0-3-3	0.8	4-0	0	0	0	0	8	2.0
2011-12	3-0	5	1.7	0-1	.000	0-0	.000	1-2	.500	1-0-1	0.3	1-0	0	0	0	1	1	0.3

*at Lipscomb University

FT Routine: "Catch the ball, deep breath, three dribbles, spin it to myself, I think a certain keyword that I cannot reveal, and then I let it go."

1 JOSH RICHARDSON

FR Guard • 6-6 • 186
Edmond, Okla. • Santa Fe HS



- A solid all-around player who is extremely versatile; Started nine straight games in Jan.-Feb.
- One of the team's top perimeter defenders, he has 16 steals and 17 blocks on the season.
- In his first career start, totaled seven points, two rebounds, one block and a steal vs. the Gators (1/7/12).
- Played a season-high 31 minutes vs. No. 8 Memphis and tallied eight points, two steals, one rebound and a block (11/22/11).
- Recorded a season-high 11 points in the win over ULM (11/16/11).
- Scored three points and recorded one blocked shot in his Vols debut vs. UNC Greensboro (11/11/11).
- Capable of playing both the 2 and 3 positions, and can also fill in at point guard if called upon.
- Has gained more than 17 lbs. of muscle since enrolling at Tennessee in the summer.
- Chose UT over Georgia Tech, Oklahoma, Penn State and TCU; Plays classical piano.
- Lives with fellow freshman guard Wes Washpun.

SEASON HIGHS

Points

Season 11 vs. ULM (11/16/11)
Career Same

Rebounds

Season 6 vs. Memphis (1/4/12)
Career Same

Assists

Season 4 vs. The Citadel (12/29/11)
Career Same

Blocks

Season 3 vs. Kentucky (1/14/12)
Career Same

Steals

Season 2 four times, last vs. Arkansas (2/15/12)
Career Same

Minutes

Season 31 vs. Memphis (11/22/11)
Career Same

Field Goals Made

Season 4 vs. ULM (11/16/11)
Career Same

Field Goals Attempted

Season 7 vs. ULM (11/16/11)
Career Same

3-Pt. Field Goals Made

Season 2 vs. Memphis (11/22/11)
Career Same

3-Pt. Field Goals Attempted

Season 4 vs. Memphis (11/22/11)
Career Same

Free Throws Made

Season 3 vs. UNC Asheville (12/20/11)
Career Same

Free Throws Attempted

Season 4 vs. Memphis (11/22/11)
Career Same



CONTENT BOOSTER

Use your smartphone to scan this code and access bonus content related to Josh Richardson.

2011-12 GAME-BY-GAME STATS

OPPONENT	DATE	St	MIN	FG-FGA	PCT	3FG-FGA	PCT	FT-FTA	PCT	OFF DEF TOT	PF	A	T/O	BLK	STL	PTS
UNC Greensboro	11/11/11		14	1-2	.500	0-1	.000	1-2	.500	1 0 1	1	0	1	1	0	3
ULM	11/16/11		18	4-7	.571	1-3	.333	2-2	1.000	1 1 2	1	2	0	0	2	11
vs. No. 6 Duke	11/21/11		10	0-0	.000	0-0	.000	0-0	.000	0 1 1	2	0	0	1	0	0
vs. No. 8 Memphis	11/22/11		31	2-4	.500	2-4	.500	2-4	.500	0 1 1	4	1	2	1	2	8
vs. Chaminade	11/23/11		22	1-4	.250	0-1	.000	0-0	.000	1 0 1	2	3	2	2	0	2
at Oakland	11/28/11		6	0-2	.000	0-1	.000	0-0	.000	0 0 0	2	0	0	2	1	0
No. 17 Pittsburgh	12/03/11		9	0-1	.000	0-0	.000	0-0	.000	1 0 1	1	1	0	0	0	0
Austin Peay	12/10/11		10	2-4	.500	1-2	.500	0-0	.000	1 0 1	3	0	2	0	0	5
at CoFC	12/14/11		19	1-2	.500	0-1	.000	0-0	.000	1 1 2	0	3	2	0	2	2
UNC Asheville	12/20/11		12	1-3	.333	0-0	.000	3-3	1.000	0 0 0	2	0	0	1	0	5
ETSU	12/23/11		5	0-1	.000	0-1	.000	0-2	.000	0 0 0	1	0	1	0	1	0
The Citadel	12/29/11		18	1-4	.250	0-1	.000	0-0	.000	1 2 3	3	4	2	0	1	2
Chattanooga	1/2/12		6	0-1	.000	0-0	.000	1-2	.500	0 2 2	1	0	0	0	1	1
at Memphis	1/4/12		16	1-5	.200	0-3	.000	0-0	.000	1 5 6	2	0	0	0	1	2
No. 13 Florida	1/7/12	g	28	2-3	.667	1-1	1.000	2-2	1.000	0 2 2	1	1	1	1	1	7
at No. 20 Miss. St.	1/12/12	g	25	0-4	.000	0-2	.000	0-0	.000	0 0 0	3	1	1	1	1	0
No. 2 Kentucky	1/14/12	g	16	2-2	1.000	1-1	1.000	0-0	.000	0 1 1	4	0	0	3	0	5
at Georgia	1/18/12	g	17	0-2	.000	0-0	.000	0-0	.000	0 0 0	1	0	0	0	0	0
No. 13 UConn	1/21/12	g	28	2-3	.667	0-1	.000	0-0	.000	0 1 1	2	0	1	0	0	4
at Vanderbilt	1/24/12	g	23	1-5	.200	1-3	.333	2-2	1.000	0 0 0	2	2	3	0	1	5
Auburn	1/28/12	g	10	0-2	.000	0-1	.000	0-0	.000	1 2 3	1	0	2	0	0	0
at No. 1 Kentucky	1/31/12	g	16	0-5	.000	0-3	.000	0-0	.000	1 0 1	2	1	0	0	0	0
Georgia	2/4/12	g	20	1-2	.500	0-1	.000	1-2	.500	1 0 1	1	0	2	0	0	3
South Carolina	2/8/12		14	3-3	1.000	1-1	1.000	0-0	.000	1 2 3	1	0	1	0	0	7
at No. 8 Florida	2/11/12		11	2-4	.500	0-0	.000	2-2	1.000	0 1 1	2	1	2	0	1	6
Arkansas	2/15/12		17	2-4	.500	1-1	1.000	0-0	.000	2 2 4	1	2	1	0	2	5
at Alabama	2/18/12		15	0-2	.000	0-1	.000	0-0	.000	1 2 3	2	2	1	0	0	0
Ole Miss	2/22/12		15	0-3	.000	0-0	.000	0-0	.000	0 0 0	0	0	1	0	0	0
at South Carolina	2/25/12		10	0-1	.000	0-0	.000	0-0	.000	0 2 2	3	0	0	2	0	0
at LSU	2/29/12		16	0-0	.000	0-0	.000	0-0	.000	0 0 0	2	0	1	1	1	0
Vanderbilt																
SEC Tournament																

PRODUCTION TRACKER

	2011-12
Scored 5+ Points	10
Scored 10+ Points	1
Scored 15+ Points	-
Double-Digit Assists	-
Led the Vols in Scoring	-
Led the Vols in 3-Pointers (Made)	2
Led the Vols in Assists	1
Led the Vols in Steals	5
Led the Vols in Blocks	7
Had 5+ Assists	-
Made 3+ 3-Pointers	-
Had 3+ Steals	-
Had 3+ Blocks	1




CAREER STATS

	GP-GS	Min	Avg	FG-A	Pct	3FG-A	Pct	FT-A	Pct	Off-Def-Rebs	Avg	PF-FO	Ast	TO	Blk	Stl	Pts	Avg
2011-12	30-9	477	15.9	29-85	.341	9-34	.265	16-23	.696	15-28-43	1.4	53-0	24	29	17	16	83	2.8

Post-Basketball Aspiration: Surgeon (admires Ben Carson) ... **Why No. 1?** He wore No. 1 all the way until he got to high school, where it was taken; now he says he's "back to his roots."

5 JARNELL STOKES

FR Forward • 6-8 • 250
Memphis, Tenn. • Southwind HS



- Shooting .545 on the year; Ranks fourth on the team in scoring (9.0 ppg) and second in rebounding (7.0 rpg).
- Scored a career-high 18 points on 9-of-10 shooting at LSU (2/29/12) and also had seven rebounds.
- Made first career start and logged first career double-double (16-12) in the win over No. 13 UConn (1/21/12).
- Had 11 points and eight rebounds at Georgia (1/18/12) in just his second college game.
- Made his Tennessee debut vs. No. 2 Kentucky (1/14/12) and impressed with nine points, four rebounds and an assist in 17 minutes off the bench; he made his first four field-goal attempts vs. the Wildcats.
- Received final eligibility clearance on Jan. 12 and practiced for the first time as a Vol Jan. 9.
- Graduated from Memphis' Southwind HS in December and signed with Tennessee on Dec. 23.
- High school honors student was a consensus national top-20 prospect.
- A chess enthusiast who has won multiple junior tournaments, he turned 18-years-old on Jan. 7.
- Wears a size 20 shoe (Shaq wore size 22; Wilt Chamberlain and Yao Ming both wore size 18).

2011-12 GAME-BY-GAME STATS

OPPONENT	DATE	St	MIN	FG-FGA	PCT	3FG-FGA	PCT	FT-FTA	PCT	OFF DEF TOT	PF	A	T/O	BLK	STL	PTS
UNC Greensboro	11/11/11															
ULM	11/16/11															
vs. No. 6 Duke	11/21/11															
vs. No. 8 Memphis	11/22/11															
vs. Chaminade	11/23/11															
at Oakland	11/28/11															
No. 17 Pittsburgh	12/03/11															
Austin Peay	12/10/11															
at CofC	12/14/11															
UNC Asheville	12/20/11															
ETSU	12/23/11															
The Citadel	12/29/11															
Chattanooga	1/2/12															
at Memphis	1/4/12															
No. 13 Florida	1/7/12															
at No. 20 Miss. St.	1/12/12															
No. 2 Kentucky	1/14/12		17	4-5	.800	0-0	.000	1-2	.500	1 3 4	2	1	3	0	0	9
at Georgia	1/18/12		26	5-9	.556	0-1	.000	1-3	.333	5 3 8	1	1	3	1	1	11
No. 13 UConn	1/21/12	f	29	6-10	.600	0-0	.000	4-9	.444	3 9 12	2	0	0	2	0	16
at Vanderbilt	1/24/12	f	24	2-5	.400	0-0	.000	2-2	1.000	5 5 10	3	0	7	1	0	6
Auburn	1/28/12	f	27	5-9	.556	0-0	.000	1-2	.500	3 3 6	2	2	3	2	4	11
at No. 1 Kentucky	1/31/12	f	23	2-9	.222	0-0	.000	0-0	.000	3 3 6	4	1	1	0	4	4
Georgia	2/4/12	f	24	1-2	.500	0-1	.000	3-6	.500	1 8 9	2	0	2	1	0	5
South Carolina	2/8/12															
at No. 8 Florida	2/11/12		11	1-4	.250	0-0	.000	2-4	.500	1 1 2	1	1	1	0	2	4
Arkansas	2/15/12	f	27	3-6	.500	0-0	.000	4-6	.667	1 3 4	0	0	1	1	0	10
at Alabama	2/18/12	f	21	3-5	.600	0-0	.000	2-5	.400	3 5 8	2	1	2	1	0	8
Ole Miss	2/22/12	f	30	4-7	.571	0-0	.000	0-1	.000	2 6 8	1	1	2	0	0	8
at South Carolina	2/25/12	f	24	3-8	.375	0-0	.000	1-4	.250	2 5 7	3	1	2	2	0	7
at LSU	2/29/12	f	36	9-10	.900	0-0	.000	0-0	.000	2 5 7	3	0	0	1	2	18
Vanderbilt																
SEC Tournament																

PRODUCTION TRACKER

	2011-12
Had a Double-Double	1
Scored 5+ Points	11
Scored 10+ Points	5
Scored 15+ Points	2
Scored 20+ Points	-
Had Double-Digit Rebounds	2
Led the Vols in Scoring	2
Led the Vols in Rebounding	7
Had Multiple Steals	4
Led the Vols in Steals	4
Had Multiple Blocks	4
Led the Vols in Blocks	5
Had 3+ Dunks	1



SEASON HIGHS

Points

Season 18 at LSU (2/19/12)
 Career Same

Rebounds

Season 12 vs. UConn (1/21/12)
 Career Same

Assists

Season 2 vs. Auburn (1/28/12)
 Career Same

Blocks

Season 2 three times, last at South Carolina (2/25/12)
 Career Same

Steals

Season 4 two times, last at Kentucky (1/31/12)
 Career Same

Minutes

Season 36 at LSU (2/29/12)
 Career Same

Field Goals Made

Season 9 at LSU (2/29/12)
 Career Same

Field Goals Attempted

Season 10 two times, last at LSU (2/29/12)
 Career Same

3-Pt. Field Goals Made

Season -
 Career -

3-Pt. Field Goals Attempted

Season 1 at Georgia (1/18/12)
 Career Same

Free Throws Made

Season 4 two times, last vs. Arkansas (2/15/12)
 Career Same

Free Throws Attempted

Season 9 vs. UConn (1/21/12)
 Career Same



CONTENT BOOSTER

Use your smartphone to scan this code and access bonus content related to Jarnell Stokes.

CAREER STATS

	GP-GS	Min	Avg	FG-A	Pct	3FG-A	Pct	FT-A	Pct	Off-Def-Rebs	Avg	PF-FO	Ast	TO	Blk	Stl	Pts	Avg
2011-12	13-10	319	24.5	48-88	.545	0-2	.000	21-44	.477	32-59-91	7.0	26-0	9	27	12	13	117	9.0

FT Routine: One bounce, rotate the ball five times, shoot ... **What he loves about chess:** "It's a mind game and there's mystery behind every move."

14 TYLER SUMMITT

RS-SO Guard • 6-1 • 180
Knoxville, Tenn. • Webb School



- Appeared in Tennessee's wins over Arkansas (2/15/12) and The Citadel (12/29/11).
- Saw action at the Maui Invitational, playing the final three minutes of UT's win over Chaminade (11/23/11).
- Was limited more than two months with a left wrist injury that required surgery (performed Aug. 24), but was cleared on Nov. 10 to resume full-contact work.
- Was featured on ABC's primetime show 20/20 on Nov. 4, as Robin Roberts highlighted his mother, legendary Lady Vols head coach Pat Summitt, who was recently diagnosed with early-onset dementia.
- Appeared in four games last season.
- Is on track to graduate in May with a degree in Communications (with honors).
- Attended the NCAA's "Career in Sports Forum" in Indianapolis this past summer.
- Has made six National Championship trips to the White House with the Lady Vols.
- Is enrolled in UT's Chancellor's Honors Program.

SEASON HIGHS

Points

Season -
 Career 3 vs. Middle Tennessee (11/30/10)

Rebounds

Season -
 Career 1 vs. Chattanooga (11/12/10)

Assists

Season -
 Career -

Blocks

Season -
 Career -

Steals

Season -
 Career -

Minutes

Season 1 three times, last vs. Arkansas (2/15/12)
 Career 3 vs. LSU (1/26/11)

Field Goals Made

Season -
 Career 1 vs. Middle Tennessee (11/30/10)

Field Goals Attempted

Season -
 Career 1 vs. Middle Tennessee (11/30/10)

3-Pt. Field Goals Made

Season -
 Career 1 vs. Middle Tennessee (11/30/10)

3-Pt. Field Goals Attempted

Season -
 Career 1 vs. Middle Tennessee (11/30/10)

Free Throws Made

Season -
 Career -

Free Throws Attempted

Season -
 Career -



CONTENT BOOSTER


Use your smartphone to scan this code and access bonus content related to Tyler Summitt.

2011-12 GAME-BY-GAME STATS

OPPONENT	DATE	St	MIN	FG-FGA	PCT	3FG-FGA	PCT	FT-FTA	PCT	OFF DEF TOT	PF	A	T/O	BLK	STL	PTS
UNC Greensboro	11/11/11								DNP							
ULM	11/16/11								DNP							
vs. No. 6 Duke	11/21/11								DNP							
vs. No. 8 Memphis	11/22/11								DNP							
vs. Chaminade	11/23/11	1		0-0	.000	0-0	.000	0-0	.000	0 0 0	0	0	0	0	0	0
at Oakland	11/28/11								DNP							
No. 17 Pittsburgh	12/03/11								DNP							
Austin Peay	12/10/11								DNP							
at CofC	12/14/11								DNP							
UNC Asheville	12/20/11								DNP							
ETSU	12/23/11								DNP							
The Citadel	12/29/11	1		0-0	.000	0-0	.000	0-0	.000	0 0 0	1	0	0	0	0	0
Chattanooga	1/2/12								DNP							
at Memphis	1/4/12								DNP							
No. 13 Florida	1/7/12								DNP							
at No. 20 Miss. St.	1/12/12								DNP							
No. 2 Kentucky	1/14/12								DNP							
at Georgia	1/18/12								DNP							
No. 13 UConn	1/21/12								DNP							
at Vanderbilt	1/24/12								DNP							
Auburn	1/28/12								DNP							
at No. 1 Kentucky	1/31/12								DNP							
Georgia	2/4/12								DNP							
South Carolina	2/8/12								DNP							
at No. 8 Florida	2/11/12								DNP							
Arkansas	2/15/12	1		0-0	.000	0-0	.000	0-0	.000	0 0 0	0	0	0	0	0	0
at Alabama	2/18/12								DNP							
Ole Miss	2/22/12								DNP							
at South Carolina	2/25/12								DNP							
at LSU	2/29/12								DNP							
Vanderbilt																
SEC Tournament																

PRODUCTION TRACKER

	2011-12
Had a Double-Double	-
Scored 10+ Points	-
Scored 15+ Points	-
Scored 20+ Points	-
Double-Digit Assists	-
Led the Vols in Scoring	-
Led the Vols in 3-Pointers (Made)	-
Led the Vols in Rebounding	-
Led the Vols in Assists	-
Led the Vols in Steals	-
Had 5+ Assists	-
Made 3+ 3-Pointers	-
Had 3+ Steals	-



CAREER STATS

	GP-GS	Min	Avg	FG-A	Pct	3FG-A	Pct	FT-A	Pct	Off-Def-Rebs	Avg	PF-FO	Ast	TO	Blk	Stl	Pts	Avg
2010-11	4-0	7	1.8	1-1	1.000	1-1	1.000	0-0	.000	0-1-1	0.3	0-0	0	1	0	0	3	0.8
2011-12	3-0	3	1.0	0-0	.000	0-0	.000	0-0	.000	0-0-0	0.0	1-0	0	0	0	0	0	0.0
Totals	7-0	10	1.4	1-1	1.000	1-1	1.000	0-0	.000	0-1-1	0.1	1-0	0	1	0	0	3	0.4

Free-Throw Routine: Two dribbles, then a spin ... **Why No. 14?** His mother wore No. 14 during the 1976 Montreal Olympics (the United States won silver).

23 CAMERON TATUM

RS-SR Guard • 6-7 • 193

Lithonia, Ga. • The Patterson School



- Became the 44th all-time member of Tennessee's "1,000-Point Club" in home win over South Carolina.
- Currently second on Tennessee's all-time games-played list (134). His former teammate, Wayne Chism, holds the record with 142 games played from 2007-10.
- The team's top-rebounding guard with 4.0 rpg; graduated Dec. 9 with a degree in Africana Studies.
- Second on the team in assists (2.5 apg) and ranks fifth on the team with 7.8 points per game.
- His stat line at South Carolina (2/25/12): five points, nine rebounds, six assists and two steals.
- Made four 3-pointers en route to 15 points in the win over 13th-ranked UConn (1/21/12).
- Scored a team-high 16 points in UT's home game vs. second-ranked Kentucky (1/14/12).
- Logged his first career double-double (13 points, 10 rebounds) in the loss to No. 17 Pitt (12/3/11).
- Scored a season-high 19 points with five rebounds and three assists at Oakland (11/28/11).
- Has scored 10 or more points 44 times during his Tennessee career; has a team-high 73 career starts.

2011-12 GAME-BY-GAME STATS

OPPONENT	DATE	St	MIN	FG-FGA	PCT	3FG-FGA	PCT	FT-FTA	PCT	OFF DEF TOT	PF	A	T/O	BLK	STL	PTS
UNC Greensboro	11/11/11	g	24	2-5	.400	2-3	.667	1-2	.500	0 2 2	1	4	2	0	0	7
ULM	11/16/11	g	31	4-10	.400	3-6	.500	2-3	.667	1 3 4	1	2	0	0	2	13
vs. No. 6 Duke	11/21/11	g	29	4-8	.500	0-0	.000	2-3	.667	0 5 5	1	4	0	0	0	10
vs. No. 8 Memphis	11/22/11	g	31	2-7	.286	1-4	.250	2-2	1.000	0 1 1	3	0	1	0	0	7
vs. Chaminade	11/23/11	g	23	5-7	.714	2-4	.500	0-0	.000	0 5 5	1	4	2	0	0	12
at Oakland	11/28/11	g	34	6-12	.500	3-5	.600	4-4	1.000	1 4 5	0	3	3	1	1	19
No. 17 Pittsburgh	12/03/11	g	34	5-12	.417	2-6	.333	1-2	.500	0 10 10	1	1	4	0	2	13
Austin Peay	12/10/11	g	30	0-6	.000	0-2	.000	1-2	.500	0 0 0	2	3	2	0	0	1
at CoFC	12/14/11	g	19	1-6	.167	0-4	.000	0-0	.000	0 3 3	1	3	2	0	0	2
UNC Asheville	12/20/11	g	31	5-8	.625	4-5	.800	3-4	.750	2 5 7	4	3	0	0	0	17
ETSU	12/23/11	g	36	4-8	.500	3-5	.600	2-2	1.000	0 2 2	3	1	2	0	1	13
The Citadel	12/29/11	g	19	3-6	.500	2-5	.400	0-0	.000	0 2 2	0	2	3	0	1	8
Chattanooga	1/2/12	g	32	3-16	.188	1-9	.111	0-0	.000	0 8 8	0	6	0	0	0	7
at Memphis	1/4/12	g	28	2-6	.333	1-2	.500	0-0	.000	0 1 1	0	2	2	2	1	5
No. 13 Florida	1/7/12	g	23	3-7	.429	1-1	1.000	2-2	1.000	1 4 5	3	2	1	0	2	9
at No. 20 Miss. St.	1/12/12	g	28	0-7	.000	0-1	.000	0-0	.000	0 3 3	0	2	2	0	0	0
No. 2 Kentucky	1/14/12	g	34	5-11	.455	3-6	.500	3-4	.750	0 2 2	3	3	2	0	1	16
at Georgia	1/18/12	g	42	3-9	.333	0-3	.000	0-0	.000	1 5 6	2	2	5	1	3	6
No. 13 UConn	1/21/12	g	30	5-8	.625	4-7	.571	1-2	.500	1 1 2	4	3	0	0	0	15
at Vanderbilt	1/24/12	g	24	1-5	.200	0-2	.000	0-0	.000	1 2 3	1	1	2	0	0	2
Auburn	1/28/12	g	22	0-9	.000	0-6	.000	0-0	.000	0 4 4	0	1	0	0	1	0
at No. 1 Kentucky	1/31/12	g	27	0-7	.000	0-1	.000	0-0	.000	1 2 3	1	3	1	0	0	0
Georgia	2/4/12	g	28	2-9	.222	2-8	.250	0-0	.000	0 2 2	3	3	0	0	0	6
South Carolina	2/8/12	g	27	2-4	.500	2-3	.667	0-1	.000	3 2 5	2	4	3	0	1	6
at No. 8 Florida	2/11/12	g	17	0-0	.000	0-0	.000	0-0	.000	0 2 2	5	0	2	0	0	0
Arkansas	2/15/12	g	30	5-12	.417	1-5	.200	0-0	.000	2 7 9	2	3	1	0	2	11
at Alabama	2/18/12	g	31	0-6	.000	0-5	.000	4-4	1.000	0 3 3	3	3	1	0	2	4
Ole Miss	2/22/12	g	26	3-7	.429	2-5	.400	2-2	1.000	0 4 4	1	1	1	0	0	10
at South Carolina	2/25/12	g	37	2-3	.667	1-2	.500	0-1	.000	1 8 9	2	6	4	0	2	5
at LSU	2/29/12	g	27	3-5	.600	1-2	.500	2-3	.667	0 4 4	3	1	2	0	2	9
Vanderbilt																
SEC Tournament																

PRODUCTION TRACKER

	Last Season	This Season	Career
Had a Double-Double	-	1	1
Scored 10+ Points	14	11	44
Scored 15+ Points	4	4	12
Scored 20+ Points	1	-	2
Double-Digit Assists	-	-	-
Led the Vols in Scoring	2	4	7
Led the Vols in 3-Pointers (Made)	10	7	29
Led the Vols in Rebounding	-	2	3
Led the Vols in Assists	8	6	17
Led the Vols in Steals	9	8	27
Had 5+ Assists	1	2	5
Made 3+ 3-Pointers	2	6	17
Had 3+ Steals	3	1	6



SEASON/CAREER HIGHS

Points

Season 19 at Oakland (11/28/11)
Career 22 vs. Gonzaga (1/7/09)

Rebounds

Season 10 vs. Pittsburgh (12/3/11)
Career Same

Assists

Season 6 two times, last at South Carolina (2/25/12)
Career Same

Blocks

Season 2 at Memphis (1/4/12)
Career 2 six times, last at Memphis (1/4/12)

Steals

Season 3 at Georgia (1/18/12)
Career 4 two times, last vs. East Carolina (11/20/09)

Minutes

Season 42 at Georgia (1/18/12)
Career Same

Field Goals Made

Season 6 at Oakland (11/28/11)
Career 8 vs. Gonzaga (1/7/09)

Field Goals Attempted

Season 16 vs. Chattanooga (1/2/12)
Career 16 two times, last vs. Chattanooga (1/2/12)

3-Pt. Field Goals Made

Season 4 two times, last vs. UConn (1/21/12)
Career 5 two times, last vs. Gonzaga (1/7/09)

3-Pt. Field Goals Attempted

Season 9 vs. Chattanooga (1/2/12)
Career 10 two times, last at Georgia (1/10/09)

Free Throws Made

Season 4 two times, last at Alabama (2/18/12)
Career 6 vs. Belmont (11/16/10)

Free Throws Attempted

Season 4 four times, last at Alabama (2/18/12)
Career 10 at Southern California (12/19/09)



CONTENT BOOSTER

Use your smartphone to scan this code and access bonus content related to Cameron Tatum.

CAREER STATS

	GP-GS	Min	Avg	FG-A	Pct	3FG-A	Pct	FT-A	Pct	Off-Def-Rebs	Avg	PF-FO	Ast	TO	Blk	Stl	Pts	Avg
2007-08	7-0	74	10.6	13-26	.500	3-8	.375	6-14	.429	4-12-16	2.3	8-0	6	8	2	8	35	5.0
2008-09	34-4	626	18.4	91-217	.419	43-134	.321	32-53	.604	23-53-76	2.2	52-0	30	41	6	17	257	7.6
2009-10	29-6	491	16.9	75-156	.481	28-72	.389	38-56	.679	12-51-63	2.2	50-0	31	26	3	16	216	7.4
2010-11	34-33	857	25.2	97-259	.375	34-125	.272	70-105	.667	27-78-105	3.1	63-0	78	57	12	30	298	8.8
2011-12	30-30	854	28.5	80-226	.354	41-117	.350	32-43	.744	15-106-121	4.0	53-1	76	50	4	24	233	7.8
Totals	134-73	2902	21.7	356-884	.403	149-456	.327	178-271	.657	81-300-381	2.8	226-1	221	182	27	95	1039	7.8

4 WES WASHPUN

FR Guard • 6-1 • 163

Cedar Rapids, Iowa • Washington HS



- One of the quickest players and highest leapers on the Vols' roster this season.
- Martin praised his on-ball pressure after 13 solid minutes off the bench at Vanderbilt (1/24/12).
- True freshman played 81 consecutive minutes without a turnover during a six-game span in Nov.-Dec.
- In 33 total minutes against No. 6 Duke and No. 8 Memphis in Maui, he had four point and zero turnovers.
- Played 19 minutes vs. No. 6 Duke when Trae Golden got into foul trouble and recorded two points and two steals while never turning the ball over in an efficient effort running the point.
- Managed two points and two assists in his Tennessee debut vs. UNC Greensboro (11/11/11).
- Tennessee strength and conditioning coach Troy Wills had this to say about Washpun: "Wes is one of the most athletic kids we've had in a while. He's got a 41-inch vertical and recorded a time in the pro agility test that is comparable to a lot of the better defenders I've worked with in the past seven years."
- Lives with fellow freshman guard Josh Richardson.

SEASON HIGHS

Points

Season 3 vs. Oakland (11/28/11)
Career Same

Rebounds

Season 3 four times, last at Vanderbilt (1/24/12)
Career Same

Assists

Season 4 vs. Chaminade (11/23/11)
Career Same

Blocks

Season 1 five times, last vs. Florida (1/7/12)
Career Same

Steals

Season 2 two times, last at Vanderbilt (1/24/12)
Career Same

Minutes

Season 20 vs. Chaminade (11/23/11)
Career Same

Field Goals Made

Season 1 six times, last at Vanderbilt (1/24/12)
Career Same

Field Goals Attempted

Season 3 two times, last vs. ETSU (12/23/11)
Career Same

3-Pt. Field Goals Made

Season -
Career -

3-Pt. Field Goals Attempted

Season 1 three times, last vs. ETSU (12/23/11)
Career Same

Free Throws Made

Season 2 vs. UNC Greensboro (11/11/11)
Career Same

Free Throws Attempted

Season 3 vs. UNC Greensboro (11/11/11)
Career Same

**CONTENT BOOSTER**

Use your smartphone to scan this code and access bonus content related to Wes Washpun.

2011-12 GAME-BY-GAME STATS

OPPONENT	DATE	St	MIN	FG-FGA	PCT	3FG-FGA	PCT	FT-FTA	PCT	OFF DEF TOT	PF	A	T/O	BLK	STL	PTS
UNC Greensboro	11/11/11		12	0-1	.000	0-0	.000	2-3	.667	0 0 0	3	2	3	0	0	2
ULM	11/16/11															
vs. No. 6 Duke	11/21/11		19	1-2	.500	0-0	.000	0-0	.000	0 1 1	1	0	0	0	2	2
vs. No. 8 Memphis	11/22/11		14	1-2	.500	0-1	.000	0-0	.000	0 1 1	1	1	0	1	0	2
vs. Chaminade	11/23/11		20	0-2	.000	0-1	.000	1-2	.500	0 2 2	1	4	0	1	0	1
at Oakland	11/28/11		16	1-2	.500	0-0	.000	1-2	.500	0 1 1	2	3	0	1	0	3
No. 17 Pittsburgh	12/03/11		6	0-0	.000	0-0	.000	0-0	.000	0 0 0	1	0	0	0	0	0
Austin Peay	12/10/11		10	0-3	.000	0-0	.000	0-0	.000	2 1 3	2	1	2	0	1	0
at CoFC	12/14/11															
UNC Asheville	12/20/11		10	1-2	.500	0-0	.000	0-0	.000	2 1 3	0	2	0	0	1	2
ETSU	12/23/11		10	0-3	.000	0-1	.000	0-0	.000	0 1 1	1	2	2	0	0	0
The Citadel	12/29/11		14	0-1	.000	0-0	.000	0-0	.000	1 2 3	3	1	0	1	1	0
Chattanooga	1/2/12		4	0-0	.000	0-0	.000	0-0	.000	0 1 1	0	0	0	0	0	0
at Memphis	1/4/12		9	0-0	.000	0-0	.000	0-0	.000	0 1 1	4	2	0	1	0	0
No. 13 Florida	1/7/12		9	1-2	.500	0-0	.000	0-0	.000	0 1 1	2	2	4	1	0	2
at No. 20 Miss. St.	1/12/12															
No. 2 Kentucky	1/14/12															
at Georgia	1/18/12															
No. 13 UConn	1/21/12		1	0-0	.000	0-0	.000	0-0	.000	0 0 0	0	0	0	0	1	0
at Vanderbilt	1/24/12		13	1-1	1.000	0-0	.000	0-1	.000	1 2 3	0	2	3	0	2	2
Auburn	1/28/12															
at No. 1 Kentucky	1/31/12		6	0-0	.000	0-0	.000	0-0	.000	1 0 1	1	1	1	0	0	0
Georgia	2/4/12															
South Carolina	2/8/12															
at No. 8 Florida	2/11/12		1	0-0	.000	0-0	.000	0-0	.000	0 0 0	1	0	0	0	0	0
Arkansas	2/15/12															
at Alabama	2/18/12															
Ole Miss	2/22/12															
at South Carolina	2/25/12															
at LSU	2/29/12															
Vanderbilt																
SEC Tournament																

PRODUCTION TRACKER

	2011-12
Had a Double-Double	-
Scored 10+ Points	-
Scored 15+ Points	-
Scored 20+ Points	-
Double-Digit Assists	-
Led the Vols in Scoring	-
Led the Vols in 3-Pointers (Made)	-
Led the Vols in Rebounding	-
Led the Vols in Assists	2
Led the Vols in Steals	3
Had 5+ Assists	-
Made 3+ 3-Pointers	-
Had 3+ Steals	-



CAREER STATS

	GP-GS	Min	Avg	FG-A	Pct	3FG-A	Pct	FT-A	Pct	Off-Def-Rebs	Avg	PF-FO	Ast	TO	Blk	Stl	Pts	Avg
2011-12	17-0	173	10.2	6-21	.286	0-3	.000	4-8	.500	7-15-22	1.3	22-0	23	15	6	8	16	0.9

FT Routine: "My dad took dribbles out of my free-throw routine when I was young because I did it too much. Now it's bend my knees, two spins and up."

3 RENALDO WOOLRIDGE

SR Forward • 6-9 • 215

Sherman Oaks, Calif. • Harvard-Westlake HS



- Started UT's first four SEC games at power forward.
- Was 5-for-5 from 3-point range in the first half at top-ranked Kentucky en route to career-high-tying 17 points.
- Made his first start of the season when UT hosted No. 13 Florida (1/7/12) and had two points and five boards.
- Had 10 points and three rebounds off the bench in the win over The Citadel (12/29/11).
- Scored career-high 17 points on 7-of-12 shooting in UT's win over UNC Asheville (12/20/11).
- Scored 11 points and tied a career-high with eight rebounds vs. UNC Greensboro (11/11/11).
- On track to graduate this academic year with a degree in Sociology.
- Saw limited playing time last season, appearing in just eight games and scoring only 13 total points.
- His older brother, Zach, played basketball at Princeton (2005-08) and graduated with a degree in Operations Research & Financial Engineering. And his younger sister, Tiana, is a freshman volleyball player at Princeton.
- His hip-hop persona, Swiperboy, is "verified" on Twitter (@Swiperboy).

2011-12 GAME-BY-GAME STATS

OPPONENT	DATE	St	MIN	FG-FGA	PCT	3FG-FGA	PCT	FT-FTA	PCT	OFF DEF TOT	PF	A	T/O	BLK	STL	PTS
UNC Greensboro	11/11/11		26	4-6	.667	2-3	.667	1-2	.500	1 7 8	3	0	1	0	1	11
ULM	11/16/11		15	0-4	.000	0-2	.000	0-0	.000	0 5 5	0	0	0	1	0	0
vs. No. 6 Duke	11/21/11		15	1-3	.333	0-1	.000	1-2	.500	1 2 3	3	0	2	0	0	3
vs. No. 8 Memphis	11/22/11		6	1-2	.500	0-0	.000	0-0	.000	1 4 5	0	0	0	0	0	2
vs. Chaminade	11/23/11		24	4-6	.667	2-2	1.000	1-1	1.000	0 6 6	3	0	1	1	0	11
at Oakland	11/28/11		10	2-5	.400	0-1	.000	0-0	.000	2 1 3	4	0	0	0	0	4
No. 17 Pittsburgh	12/03/11								DNP							
Austin Peay	12/10/11								DNP							
at CoFC	12/14/11		9	0-5	.000	0-2	.000	0-0	.000	2 1 3	2	0	0	0	0	0
UNC Asheville	12/20/11		23	7-12	.583	3-6	.500	0-0	.000	0 3 3	4	2	2	0	0	17
ETSU	12/23/11		19	3-6	.500	0-1	.000	0-0	.000	1 2 3	1	2	0	1	0	6
The Citadel	12/29/11		19	4-6	.667	1-1	1.000	1-2	.500	0 3 3	0	0	0	0	0	10
Chattanooga	1/2/12		24	3-6	.500	1-3	.333	0-0	.000	2 5 7	2	0	3	1	0	7
at Memphis	1/4/12		20	3-6	.500	1-4	.250	0-0	.000	0 1 1	0	0	2	0	0	7
No. 13 Florida	1/7/12	f	27	1-4	.250	0-1	.000	0-2	.000	1 4 5	1	1	0	0	0	2
at No. 20 Miss. St.	1/12/12	f	25	2-6	.333	1-2	.500	0-0	.000	2 3 5	0	1	1	0	1	5
No. 2 Kentucky	1/14/12	f	16	0-6	.000	0-3	.000	0-0	.000	2 2 4	1	1	1	1	0	0
at Georgia	1/18/12	f	9	0-2	.000	0-1	.000	0-0	.000	1 1 2	1	0	0	0	0	0
No. 13 UConn	1/21/12		3	0-1	.000	0-1	.000	0-0	.000	0 2 2	0	0	0	0	0	0
at Vanderbilt	1/24/12		3	0-0	.000	0-0	.000	2-2	.000	0 0 0	1	0	0	0	0	2
Auburn	1/28/12								DNP							
at No. 1 Kentucky	1/31/12		25	6-9	.667	5-6	.833	0-0	.000	1 2 3	0	0	1	0	0	17
Georgia	2/4/12		3	0-1	.000	0-0	.000	0-0	.000	1 0 1	0	0	0	0	0	0
South Carolina	2/8/12		3	0-0	.000	0-0	.000	0-0	.000	0 0 0	2	0	1	0	0	0
at No. 8 Florida	2/11/12		1	0-0	.000	0-0	.000	0-0	.000	0 0 0	0	0	1	0	0	0
Arkansas	2/15/12								DNP							
at Alabama	2/18/12		3	0-0	.000	0-0	.000	0-0	.000	0 0 0	0	0	0	0	0	0
Ole Miss	2/22/12								DNP							
at South Carolina	2/25/12								DNP							
at LSU	2/29/12								DNP							
Vanderbilt																
SEC Tournament																

PRODUCTION TRACKER

	Last Season	This Season	Career
Had a Double-Double	-	-	-
Scored 10+ Points	-	5	9
Scored 15+ Points	-	2	2
Scored 20+ Points	-	-	-
Double-Digit Rebounds	-	-	-
Led the Vols in Scoring	-	2	2
Led the Vols in Rebounding	-	1	4
Led the Vols in Steals	-	1	2
Led the Vols in Blocks	1	-	7
Had 3+ Steals	-	-	-
Had 3+ Blocks	-	-	-



SEASON/CAREER HIGHS

Points

Season 17 two times, last at Kentucky (1/31/12)
 Career Same

Rebounds

Season 8 vs. UNC Greensboro (11/11/11)
 Career 8 three times, last vs. UNC Greensboro (11/11/11)

Assists

Season 2 two times, last vs. ETSU (12/23/11)
 Career 3 two times, last vs. North Carolina A&T (12/23/09)

Blocks

Season 1 five times, last vs. Kentucky (1/14/12)
 Career 2 five times, last vs. Villanova (11/26/10)

Steals

Season 1 two times, last vs. Mississippi State (1/12/12)
 Career 1 13 times, last vs. Mississippi State (1/12/12)

Minutes

Season 27 vs. Florida (1/27/12)
 Career 34 vs. Kansas (1/10/10)

Field Goals Made

Season 7 vs. UNC Asheville (12/20/11)
 Career Same

Field Goals Attempted

Season 12 vs. UNC Asheville (12/20/11)
 Career Same

3-Pt. Field Goals Made

Season 5 at Kentucky (1/31/12)
 Career Same

3-Pt. Field Goals Attempted

Season 6 two times, last at Kentucky (1/31/12)
 Career 7 vs. Belmont (12/20/08)

Free Throws Made

Season 2 at Vanderbilt (1/24/12)
 Career 3 at Alabama (1/19/10)

Free Throws Attempted

Season 2 four times, last at Vanderbilt (1/24/12)
 Career 5 at Alabama (1/19/10)



CONTENT BOOSTER

Use your smartphone to scan this code and access bonus content related to Renaldo Woolridge.

CAREER STATS

	GP-GS	Min	Avg	FG-A	Pct	3FG-A	Pct	FT-A	Pct	Off-Def-Rebs	Avg	PF-FO	Ast	TO	Blk	Stl	Pts	Avg
2008-09	32-6	283	8.8	28-90	.311	19-69	.275	9-17	.529	14-29-43	1.3	31-0	17	11	8	4	84	2.6
2009-10	28-10	365	13.0	33-86	.384	15-47	.319	14-24	.583	23-57-80	2.9	38-0	9	24	11	7	95	3.4
2010-11	8-0	72	9.0	6-17	.353	0-8	.000	1-2	.500	3-8-11	1.4	9-0	4	4	2	0	13	1.6
2011-12	23-4	328	14.3	41-96	.427	16-40	.400	6-11	.545	18-54-72	3.1	28-0	7	16	5	2	104	4.5
Totals	91-20	1048	11.5	108-289	.374	50-164	.305	30-54	.556	58-148-206	2.3	106-0	37	55	26	13	296	3.3

Do you have any famous contacts in your phone? "Yeah, I have Jerry West, Willis Reed, Gale Sayers, Lil' Romeo... (hip-hop star) Sean Kingston is my most recent addition."

BROADCAST MEDIA CHEAT SHEET

(Probable starters noted with black numbers)



0

YEMI MAKANJUOLA

Pronounced: YEH-mee MACK-in-JEW-luh

GP/GS	PPG	RPG	SPG	BPG	FG%	FT%	
11-12	24/0	2.0	2.7	0.2	0.4	.647	.385

Career Highs Pts: 18 Reb: 11 Blk: 2 Stl: 2 Min: 15

Fr. • C • 6-9 • 244 • Lagos, Nigeria/Word of God (N.C.) Acad.

- Totaled seven points and six rebounds in just 12 minutes off the bench at Vanderbilt (1/24/12).
- Scored 18 straight points for UT and also grabbed 11 rebounds during the win over The Citadel (12/29/11)
- Posted six points and a team-high seven rebounds in the win over Chaminade in Maui (11/23/11)
- Moved to U.S. in Jan. 2010 to attend Oak Hill (Va.) Academy; transferred to Word of God (N.C.) for senior year



1

JOSH RICHARDSON

	GP/GS	PPG	RPG	APG	FG%	3FG%	FT%
11-12	30/9	2.8	1.4	0.8	.341	.265	.696

Career Highs Pts: 11 Reb: 6 Asst: 4 Blk: 3 Min: 31

Fr. • G • 6-6 • 186 • Edmond, Okla./Santa Fe HS

- Started nine straight games in Jan.-Feb.; One of team's top perimeter defenders (16 steals, 17 blocks)
- Averaging 2.8 points and 1.4 rebounds; Has scored at least five points 10 times this season
- Scored eight points with a block and two steals in a season-high 31 minutes vs. Memphis (11/22/11)
- Plays classical piano; father, Michael, is an Oklahoma City firefighter, mother, Alice, is an ordained minister



3

RENALDO WOOLRIDGE

	GP/GS	PPG	RPG	APG	FG%	3FG%	FT%
11-12	23/4	4.5	3.1	0.3	.427	.400	.545

Career 91/20 3.3 2.3 0.4 .374 .305 .556

Career Highs Pts: 17 Reb: 8 Asst: 3 Stl: 1 Min: 34

Sr. • F • 6-9 • 215 • Sherman Oaks, Calif./Harvard-Westlake HS

- Was 5-of-5 from 3FG in first half at top-ranked Kentucky en route to career-high-tying 17 points (1/31/12)
- Scored career-high 17 points on 7-of-12 shooting in win over UNC Asheville (12/20/11)
- Tied a career-high with eight rebounds vs. UNCG (11/11/11) and also tallied 11 points in 26 mins off the bench
- Father Orlando Woolridge started at Notre Dame and played 13 years in NBA; brother Zach played at Princeton



4

WES WASHPUN

	GP/GS	PPG	APG	RPG	FG%	3FG%	FT%
11-12	17/0	0.9	1.4	1.3	.286	.000	.500

Career Highs Pts: 3 Reb: 3 Asst: 4 Stl: 2 Min: 20

Fr. • G • 6-1 • 163 • Cedar Rapids, Iowa/Washington HS

- Had a streak of 81 consecutive minutes played without a turnover spanning six games in Nov.-Dec.
- Played 33 minutes against a pair of top-10 teams (Duke & Memphis) without a turnover in Maui
- Ran the team well out of necessity vs. No. 6 Duke (11/21/11) when Golden got into foul trouble (19 mins)
- Averaged 18.0 ppg, 5.4 rpg, 4.0 apg, 3.7 steals, 2.1 blocks per game as a HS senior



5

JARNELL STOKES

	GP/GS	PPG	RPG	SPG	BPG	FG%	FT%
11-12	13/10	9.0	7.0	1.0	0.9	54.5	47.7

Career Highs Pts: 18 Reb: 12 Blk: 2 Stl: 4 Min: 36

Fr. • F • 6-8 • 250 • Memphis, Tenn./Southwind HS

- Team's No. 2 rebounder (7.0 rpg); Had first career start and double-double (16-12) in win over UConn (1/21/12)
- Scored a career-high 18 points on 9-of-10 shooting at LSU (2/29/12) and had seven rebounds.
- Made first four FGs and totaled nine points, four rebounds in 17 mins off the bench vs. No. 2 Kentucky (1/14/12)
- Signed with UT Dec. 23 and enrolled for spring semester; received final eligibility clearance on Jan. 12



11

TRAE GOLDEN

Pronounced: TRAY

	GP/GS	PPG	RPG	APG	FG%	3FG%	FT%
11-12	30/29	13.3	2.9	4.6	.441	.388	.843

Career 61/30 8.1 2.0 3.4 .405 .342 .839

Career Highs Pts: 29 Reb: 6 Asst: 11 Stl: 3 Min: 42

So. • G • 6-1 • 209 • Powder Springs, Ga./McEachern HS

- Ranks fourth in the SEC in assists (4.6 apg); Team's top scorer (13.3 ppg) and free-throw shooter (.843)
- Has started all but one game this season and has scored in double figures in each of the last eight games
- Had team-high 22 points at Memphis (1/4/12); Ranks second in the SEC in free-throw shooting (.843)
- Tied his career-high with 29 points vs. Chattanooga (1/2/12) three days after having surgery on broken nose



13

SKYLAR MCBEE

	GP/GS	PPG	RPG	APG	FG%	3FG%	FT%
11-12	30/8	6.6	1.2	0.8	.379	.399	.839

Career 94/8 4.3 1.1 0.6 .351 .357 .867

Career Highs Pts: 18 Reb: 6 Asst: 4 Stl: 3 Min: 38

Jr. • G • 6-3 • 199 • Rutledge, Tenn./Grainger HS

- Shooting .399 from 3FG and averaging a career-best 6.6 ppg; UT is 10-0 when he scores 10+
- Started each of the last eight games; Career-high 18 points vs. South Carolina (2/8/12)
- Had 12 points in win over Auburn (1/28/12); More than 84 percent of career FG attempts are 3FGs
- Scored a career-high 16 points and tied his career-high with five treys in the win over Chattanooga (1/2/12)



20

KENNY HALL

	GP/GS	PPG	RPG	SPG	BPG	FG%	FT%
11-12	25/16	6.2	4.5	0.4	1.0	.540	.653

Career 85/20 3.9 3.1 0.2 0.6 .552 .598

Career Highs Pts: 16 Reb: 12 Asst: 2 Blk: 3 Min: 32

Jr. • F • 6-9 • 222 • Stone Mountain, Ga./Redan HS

- Was suspended indefinitely on Feb. 15 for conduct detrimental to the team
- Leads the team in blocks (1.0 bpg) and is team's third-leading rebounder (4.6 rpg)
- Had a team-high 13 points in his first game of the season off the bench as UT upset 13th-ranked Florida (1/7/12)
- Played mostly as UT's third center in 2010-11, averaging 2.0 ppg, 1.8 rpg in 25 games (one start)



23

CAMERON TATUM

	GP/GS	PPG	RPG	APG	FG%	3FG%	FT%
11-12	30/30	7.8	4.0	2.5	.354	.350	.744
Career	124/72	7.9	3.9	1.6	.402	.327	.655

Career 134/73 7.8 2.8 1.6 .403 .327 .657

Career Highs Pts: 22 Reb: 10 Asst: 6 Stl: 4 Min: 42

R-Sr. • G • 6-7 • 193 • Lithonia, Ga./Patterson School

- Second on the team in assists (2.5 apg) and fifth in scoring (7.8 ppg); Team's top-rebounding guard (4.0 rpg)
- Has 1,039 career points; graduated Dec. 9 (Africana studies); Has 221 career assists and 73 starts
- Led the Vols with 16 points in UT's home game vs. No. 2 Kentucky (1/14/12)
- Recorded his first career double-double in UT's loss to No. 17 Pitt (12/3/11), posting 13 points and 10 rebounds



24

BRANDON LOPEZ

	GP/GS	PPG	RPG	APG	FG%	3FG%	FT%
11-12	7/0	0.0	0.1	0.0	-	-	-

Career Highs Pts: 0 Reb: 1 Asst: 0 Stl: 0 Min: 3

Fr. • G • 6-1 • 179 • Knoxville, Tenn./Austin-East HS

- Preferred walk-on has appeared in three of the last five games; One of the team's toughest players
- Averaged 25.6 ppg as a HS senior and recorded three double-doubles (points, rebounds)
- Attended same HS as Tennessee 1,000-point scorer Rob Jones (1983-86)
- Carried an impressive 3.9 GPA in high school; Aspires to be a basketball coach one day



25

DWIGHT MILLER

	GP/GS	PPG	RPG	BPG	FG%	3FG%	FT%
11-12	20/0	2.8	1.7	0.6	.521	.500	.167

Career Highs Pts: 13 Reb: 7 Blk: 2 Stl: 1 Min: 18

R-Jr. • F • 6-8 • 240 • Nassau, Bahamas/St. Pius X HS

- Provided bench spark with 10 points, seven rebounds and a block in 16 solid minutes vs. Ole Miss (2/22/12)
- Had season-highs for points (13), rebounds (7) and blocks (2) at College of Charleston (12/14/11)
- Tallied eight points, four rebounds and a block in 18 minutes off the bench vs. No. 8 Memphis (11/22/11)
- Is second UT player from the Bahamas, joining Ian Lockhart (1987-90); Has trained with Hakeem Olajuwon



34

JERONNE MAYMON

Pronounced: juhr-ON MAY-min

	GP/GS	PPG	RPG	APG	SPG	FG%	FT%
11-12	30/30	12.6	7.9	1.2	1.0	.562	.656
Career	44/30	9.5	6.3	0.9	0.7	.551	.612

Career 44/30 9.5 6.3 0.9 0.7 .551 .612

Career Highs Pts: 32 Reb: 20 Asst: 3 Stl: 3 Min: 40

R-Jr. • F • 6-7 • 265 • Madison, Wis./Madison Memorial HS

- Team's top scorer (14.3 ppg) and rebounder (7.9 rpg) in SEC play; Scored at least 12 points in every SEC game
- Has eight double-doubles and ranks fifth in the SEC in rebounding (team-best 7.9 rpg)
- Totaled 15 points and 10 rebounds when the Vols hosted second-ranked Kentucky (1/14/12)
- Exploded for 32 points and Maui Invitational-record 20 rebounds vs. No. 8 Memphis in Maui (11/22/11)



52

JORDAN McRAE So. • F • 6-5 • 174 • Midway, Ga./Liberty County HS

	GP/GS	PPG	RPG	APG	FG%	3FG%	FT%
11-12	30/14	9.2	2.8	1.5	.404	.355	.788

Career 40/14 7.4 2.3 1.1 .398 .336 .740

Career Highs Pts: 25 Reb: 8 Asst: 5 Blk: 3 Min: 36

- Could become the first guard ever to lead UT in total blocks; Averages 4.5 rebounds in the last 10 games
- Has come off the bench to score in double figures in six of UT's last 10 games
- Sank three 3-pointers in a three-minute span late at College of Charleston (12/14/11) en route to 19 points
- Scored a career-high 25 points in back-to-back games vs. Chaminade (11/23/11) and Oakland (11/28/11)