



TENNESSEE

BASKETBALL



10 SEC CHAMPIONSHIPS | 25 ALL-AMERICANS | 11 SEC PLAYERS OF THE YEAR | 46 NBA DRAFT PICKS

#22/#21 TENNESSEE (13-5, 4-3 SEC) vs. VANDERBILT (7-12, 2-5 SEC)

JAN. 23 » THOMPSON-BOLING ARENA » KNOXVILLE, TENN. » 7:01 PM ET

THE MATCHUP

TENNESSEE VOLUNTEERS



VANDERBILT COMMODORES



UTSPORTS.COM

TENNESSEE QUICK FACTS

Head Coach: Rick Barnes (Lenoir-Rhyne, 1977)

Record at Tennessee: 44-40 / 3rd year

Career Record: 648-354 / 31st year

Scoring Leader: Grant Williams (16.4 ppg, 5th in SEC)

Rebounds Leader: Grant Williams (6.3 rpg, 13th in SEC)

Assists Leader: James Daniel III (3.5 apg)

QUICK COMPARISON

77.7 ppg	Points Per Game	71.3 ppg
69.2 ppg	Points Allowed Per Game	71.7 ppg
36.3 rpg	Rebounding Per Game	35.2 rpg
34.5 rpg	Rebounding Defense	34.4 rpg
.448	Field Goal Pct.	.422
.383	3-Point Pct.	.324



VUCOMMODORES.COM

VANDERBILT QUICK FACTS

Head Coach: Bryce Drew (Valparaiso, 1994)

Record at Vanderbilt: 26-28 / 2nd year

Career Record: 150-77 / 7th year

Scoring Leader: Jeff Roberson (15.1 ppg, 10th in SEC)

Rebounds Leader: Jeff Roberson (7.4 rpg, 4th in SEC)

Assists Leader: Saben Lee (3.4 apg)

VOLS BOAST NATION'S TOP-RATED STRENGTH OF SCHEDULE

THE SERIES

Overall: UT leads, 119-75

In Knoxville: UT leads, 70-20

In Nashville: VU leads, 54-41

Neutral Sites: UT leads, 8-1

Current Streak: UT has won one

Last Meeting: Tennessee won, 92-84, in Nashville, 1/9/18

Barnes vs. Vanderbilt: 4-3

Barnes vs. Drew: Barnes leads, 2-1

RIGHT NOW

Tennessee's 119 wins over Vanderbilt are its most over any opponent.

Junior **Admiral Schofield** has been a reliable force for the Vols over the last five games. He also has impressive career numbers vs. Vanderbilt. See notes on Page 3.

The Vols are rated No. 12 in the NCAA RPI and own the nation's top-rated SOS, per [KenPom](#).

A WIN WOULD...

Give Tennessee its first regular-season sweep over Vanderbilt since the 2012-13 season.

Give the Vols four wins in their last five meetings with the Commodores.

Snap Vandy's three-game win streak in Knoxville.

Give the Big Orange 11 wins over teams occupying a top-150 spot in the current NCAA RPI.

PROBABLE STARTERS

Tennessee			Ht.	Wt.	Yr.	Hometown	PPG	RPG	Other
G	0	Jordan Bone	6-3	176	So.	Nashville, Tenn.	8.2	1.8	3.2 apg
G	23	Jordan Bowden	6-5	185	So.	Knoxville, Tenn.	10.0	3.4	.517 3FG%
F	5	Admiral Schofield	6-5	238	Jr.	Zion, Ill.	13.2	5.8	.438 3FG%
F	2	Grant Williams	6-7	241	So.	Charlotte, N.C.	16.4	6.3	1.9 apg
F	11	Kyle Alexander	6-11	220	Jr.	Milton, Ontario	6.0	5.6	2.5 orpg

Vanderbilt			Ht.	Wt.	Yr.	Hometown	PPG	RPG	Other
G	0	Saben Lee	6-2	174	Fr.	Phoenix, Ariz.	11.0	2.6	3.4 apg
G	13	Riley LaChance	6-2	185	Sr.	Brookfield, Wis.	11.4	3.1	3.06 A/T
G	1	Payton Willis	6-4	182	So.	Fayetteville, Ark.	4.7	1.7	.345 3FG%
F	11	Jeff Roberson	6-6	220	Sr.	Houston, Texas	15.1	7.4	.398 3FG%
C	12	Djery Baptiste	6-10	235	RS-So.	Gonaives, Haiti	3.9	4.7	1.5 orpg

EXPERIENCE THE ACTION



TV

■ ESPNU

Kevin Fitzgerald (PxP)
Sean Harrington (analyst)
Rick Willenzik (producer)



RADIO

■ Vol Network

Bob Kesling (PxP)
Bert Bertelkamp (analyst)
Tim Berry (engineer)



SATELLITE RADIO

■ Sirius

Channel 138 (UT broadcast)

■ XM

Channel 191 (UT broadcast)



ONLINE/MOBILE

■ [UTsports.com](#)

■ Free audio stream only

■ [WatchESPN.com](#)

■ Video stream (thru cable provider)

2017-18 » SCHEDULE & RECORD

THE RECORD	OVERALL RECORD:	13-5
	SEC	4-3
	NON-CONFERENCE	9-2
	HOME	7-2
	AWAY	4-2
	NEUTRAL	2-1

THE SCHEDULE

DATE	OPPONENT (TV)	TIME/RESULT
N10	Presbyterian (SEC Network+)	W, 88-53
N14	High Point (SEC Network+)	W, 84-53
N22	1-vs. #18 Purdue (ESPN2)	W, 78-75 (OT)
N23	1-vs. #5 Villanova (ESPN)	L, 85-76
N24	1- vs. NC State (ESPN2)	W, 67-58
N29	Mercer (SEC Network+)	W, 84-60
D3	at Georgia Tech (ESPNU)	W, 77-70
D9	Liscomb (SEC Network)	W, 81-71
D17	#7 North Carolina (ESPN)	L, 78-73
D20	Furman (SEC Network)	W, 66-61
D23	at Wake Forest (ESPN2)	W, 79-60
D30	at Arkansas* (SEC Network)	L, 95-93 (OT)
J2	Auburn* (ESPNU)	L, 94-84
J6	#17 Kentucky* (ESEC Network)	W, 76-65
J9	at Vanderbilt* (SEC Network)	W, 92-84
J13	Texas A&M* (SEC Network)	W, 75-62
J17	at Missouri* (SEC Network)	L, 59-55
J20	at South Carolina* (ESPN2)	W, 70-63
J23	Vanderbilt* (ESPNU)	7:01 p.m.
J27	2-at Iowa State (ESPNU)	4 p.m.
J31	LSU* (SEC Network)	6:30 p.m.
F3	Ole Miss* (SEC Network)	6 p.m.
F6	at Kentucky* (ESPN)	7 p.m.
F10	at Alabama* (SEC Network)	6 p.m.
F13	South Carolina* (ESPNU)	9 p.m.
F17	at Georgia* (SEC Network)	6 p.m.
F21	Florida* (ESPN2)	9 p.m.
F24	at Ole Miss* (SEC Network)	1 p.m.
F27	at Mississippi State* (SEC Network)	7 p.m.
M3	Georgia* (SEC Network)	6 p.m.
M7-11	3-SEC Tournament	

Schedule Key

1-Bad Boy Mowers Battle 4 Atlantis (Paradise Island, Bahamas); 2-Big 12/SEC Challenge; 3-SEC Tournament (St. Louis, Mo.)

*Southeastern Conference Game

All Times Eastern; Opponent Rankings are AP



Are you viewing these game notes on a wifi-enabled mobile device? If so, click on any game's score above to view the video highlights from that contest.

► QUICK FACTS

THE BASICS

Location: Knoxville, Tenn.
 Founded: 1794
 Conference: Southeastern
 Enrollment: 28,321
 Colors: Orange & White
 Nickname: Volunteers
 Mascot: Smokey
 Band: Pride of the Southland
 University President: Dr. Joe DiPietro
 Knoxville Chancellor: Dr. Beverly Davenport
 Faculty Representative: Dr. Donald Bruce
 Vice Chancellor/Director of Athletics: Phillip Fulmer
 Athletic Department Phone: 865-974-1220
 Ticket Office Phone: 1-800-332-VOLS (8657)

COURT FACTS

Thompson-Boling Arena
 Capacity: 21,678
 Record in Arena: 361-129 (.737), 31st season
 Largest Crowd: 25,610 vs. Kentucky (1/21/89)
 at current capacity: 22,326 vs. Gonzaga (1/7/09)
 Record on Current Court: 30-11 (.732), 3rd season

► MEDIA INFORMATION

CREDENTIALS

Outlets interested in obtaining credentials to cover Tennessee basketball home games must apply for credentials via Sports Systems.

Link: www.sportssystem.com/clients/seccredentials/

Applications for single-game credentials should be submitted at least one week in advance of the game(s) one plans to cover.

COVERING PRACTICE

Only select Tennessee basketball practices are open to the media. Contact Assistant AD Tom Satkowiak (tomsid@tennessee.edu) for dates and times. See Page 261 of the Tennessee Media Guide for specific practice coverage guidelines.

WEEKLY PRESS CONFERENCES

During SEC play, Rick Barnes hosts weekly media press conferences in the Ray and Lucy Hand Digital Studio. Lunch for attendees is provided in the Media Relations office.

SEC COACHES TELECONFERENCE

This season's SEC coaches teleconferences are scheduled to occur on Jan. 8 and 25 (Thursday); Feb. 5 and 19; March 5. The postseason call takes place on March 12. All SEC basketball teleconferences can be listened to online at SECsports.com shortly after their conclusion.

Order of Appearance (All Times Eastern)

11:00 a.m.	Bryce Drew, Vanderbilt
11:07 a.m.	Michael White, Florida
11:14 a.m.	Frank Martin, South Carolina
11:21 a.m.	Mark Fox, Georgia
11:28 a.m.	Will Wade, LSU
11:35 a.m.	John Calipari, Kentucky
11:42 a.m.	Rick Barnes, Tennessee
11:49 a.m.	Mike Anderson, Arkansas
11:56 a.m.	Avery Johnson, Alabama
12:03 p.m.	Bruce Pearl, Auburn
12:10 p.m.	Andy Kennedy, Ole Miss
12:17 p.m.	Ben Howland, Mississippi State
12:24 p.m.	Cuonzo Martin, Missouri
12:31 p.m.	Billy Kennedy, Texas A&M

INSIDE TENNESSEE



Front Row (L-R): James Daniel III, Lamonté Turner, Brad Woodson, Jordan Bone, Jordan Bowden, Lucas Campbell, Chris Darrington, Jacob Fleschman; **Back Row (L-R):** Yves Pons, Grant Williams, John Fulkerson, Kyle Alexander, Zach Kent, Derrick Walker, Admiral Schofield, Jalen Johnson.

SCHOLARSHIP ROSTER & QUICK NOTES

No.	Name	Pos.	Ht.	Wt.	Class	Hometown Previous School
11	Kyle Alexander	F	6-11	220	Jr.	Milton, Ontario, Canada Orangeville Prep
Note: The tallest player on UT's roster, his minutes, field-goal percentage and scoring have increased every year						
0	Jordan Bone	G	6-3	176	So.	Nashville, Tenn. The Ensworth School
Note: Arguably the team's most natural point guard, his conditioning is much improved from a year ago						
23	Jordan Bowden	G	6-5	185	So.	Knoxville, Tenn. 22 Feet Academy (S.C.)
Note: Knoxville native is one of the team's most potent scoring threats; he started 28 games as a freshman last year						
3	James Daniel III	G	6-0	172	Sr.	Hampton, Va. Howard University
Note: Barnes' second-ever grad transfer; he led Division I in scoring as a junior at Howard in 2015-16 (27.1 ppg)						
32	Chris Darrington	G	6-1	179	Jr.	Toledo, Ohio Vincennes University (Ind.)
Note: Was a first-team NJCAA All-American last season; very dangerous player in transition (great finisher)						
10	John Fulkerson	F	6-9	210	RS-Fr.	Kingsport, Tenn. The Christ School (N.C.)
Note: Working his way back from two surgeries; high-energy forward appeared in only 10 games last season						
13	Jalen Johnson	G	6-7	190	RS-Fr.	Durham, N.C. Wesleyan Christian Academy
Note: Versatile wing added close to 15 pounds of muscle during his redshirt year; made his career debut Nov. 10						
33	Zach Kent	F	6-10	224	Fr.	Magnolia, Del. Blair Academy (N.J.)
Note: Barnes has said that the true freshman forward may have improved more than any player this preseason						
35	Yves Pons	G/F	6-5	203	Fr.	Fuveau, France INSEP Academy
Note: Perhaps the most athletic player on the roster, he is adjusting to life in the U.S. and NCAA basketball						
5	Admiral Schofield	F	6-5	238	Jr.	Zion, Ill. Zion-Benton Township HS
Note: Team leader is seeing increased action on the wing this year and is shooting a high percentage from 3-point range						
1	Lamonté Turner	G	6-1	183	RS-So.	Florence, Ala. IMG Academy (Fla.)
Note: One of the team's top FT shooters and an explosive scorer; has games of 24 and 25 points this season						
15	Derrick Walker Jr.	F	6-8	238	Fr.	Kansas City, Mo. Sunrise Christian Academy
Note: Arrived on campus this summer physically prepared for SEC basketball; starred for the Vols in Europe back in August						
2	Grant Williams	F	6-7	241	So.	Charlotte, N.C. Providence Day School
Note: All-SEC candidate leads the Vols in minutes played, scoring and rebounding; has five 20-point games this year						

STAFF

Head Coach: Rick Barnes
Record at Tennessee: 44-40 (3rd Year)
Overall Record : 648-354 (31st Year)

Associate Head Coach: Rob Lanier
Assistant Coach: Desmond Oliver
Assistant Coach: Michael Schwartz
Strength & Conditioning Coach: Garrett Medenwald
Athletic Trainer: Chad Newman
Director of Player Development: Riley Davis
Director of Basketball Operations: Mary-Carter Eggert
Director of Student-Athlete Development: Aubin Goporo
Assistant to the Head Coach: Kyle Condon
Graduate Managers: Parker Ratcliff and Todd Taravella

PRONUNCIATION GUIDE

Jordan Bowden	BAU-din (like old FSU coach)
Aubin Goporo	Aw-bin guh-POR-oh
Rob Lanier	luh-NEER
Garrett Medenwald	MAY-dihn-wald
Yves Pons	EEV POHNS
Lamonté Turner	luh-MAHN-tay

TENNESSEE BASKETBALL MEDIA RELATIONS CONTACTS

Tom Satkowiak
 Josh Lively

Assistant AD - Media Relations
 Media Relations Graduate Assistant

Cell: 865-696-2897
 Cell: 865-235-9728

Email: TomSID@tennessee.edu
 Email: jlively3@vols.utk.edu

Twitter: @TomSatkowiak
 Twitter: @Josh_Lively1

► BY THE NUMBERS

6

» There are only six active NCAA head coaches who have more career Division I wins to their credit than **Rick Barnes** (648).

8

» Tennessee ranks eighth nationally in average home attendance, having drawn 16,211 fans through nine home games at Thompson-Boling Arena.

14

» Junior **Admiral Schofield** has made multiple 3-pointers in 14 of UT's 18 games this season. His 35 made treys are most on the team.

TEAM NOTES

ABOUT VANDERBILT

- After falling to UT, 92-84, two weeks ago, Vanderbilt (7-12, 2-5 SEC) would drop its next two games, part of a four-game skid, before picking up a win over LSU at home this past Saturday, 77-71.
- Despite surrendering a 16-point lead, VU was able to defeat the Tigers behind a 26-point performance from senior guard **Riley LaChance**, while senior forward **Jeff Roberson** chipped in an additional 20 points.
- The Commodores are 0-5 on the road this season, losing by an average of 11.4 ppg in those contests. However, Vanderbilt has won the last three matchups in Knoxville against the Vols.
- Vanderbilt is paced by Roberson, who leads the team in scoring (15.1 ppg) and rebounding (7.4 rpg). **Matthew Fisher-Davis** has been the team's second best scorer, posting 11.9 ppg and 5.1 rpg, but the senior hasn't played the last two games.
- LaChance and freshman guard **Saben Lee** round out VU's primary scoring attack, averaging 11.4 and 11.0 ppg, respectively. Both players shoot better than 45 percent from the floor on the season and are crucial in running the offense, as they combine for 51 percent of the team's assist this season. Lee leads the Commodores with 3.4 apg.

FAST BREAK

The Volunteers under head coach **Rick Barnes** are a perfect 3-0 at home against bitter rival Kentucky, defeating the Wildcats in Thompson-Boling Arena in 2016, 2017 and 2018.

LAST MEETING WITH VANDERBILT

- A career night by **Grant Williams** lifted the 24th-ranked Tennessee Volunteers to a 92-84 victory over in-state rival Vanderbilt at Memorial Gymnasium on Jan. 9, 2018.
- Williams finished with a career-high 37 points on 12-of-20 shooting from the field to go along with seven rebounds, three blocks and a pair of assists.
- **Admiral Schofield** posted his second straight 20-point performance, tying his career-high with 22 points to go with a game-high nine rebounds.
- Tennessee sophomore **Jordan Bowden** scored all 12 of his points in the second half.
- UT's 92 points in Memorial Gym was the most ever scored by a Tennessee squad, assisted by 40 points in the paint to match Vanderbilt's hot shooting from beyond the arc.
- Despite a 10-point deficit at the half, the Volunteers opened the second half by hitting 8-of-10 shots from the field and using a 10-0 run to give UT a 57-56 lead with 12:39 remaining.
- After that, it was all Tennessee, as the Vols outscored the Commodores 57-39 in the second half to earn the road win. UT shot 57 percent (30-of-53) from the field to fuel its second double-digit comeback win away from home this season (other vs. Purdue).
- Despite a strong start by Tennessee, Vanderbilt was dialed in during the first half, connecting on 59

percent (17-of-29) of its shots from the field. The Commodores knocked down eight threes, including one at the buzzer to make it a 45-35 game at intermission.

- The Dores were paced by freshman guard **Saben Lee**, who posted 21 points on 7-of-10 shooting in 32 minutes of action.

MEMORABLE VOL PERFORMANCES AGAINST VANDERBILT

- **Josh Richardson** (now a season-long starter with the Miami Heat) helped the Vols rally from two separate double-digit deficits in the second half by scoring 15 of his game-high 22 points in the final stanza to lift Tennessee to a 67-61 comeback win over Vanderbilt in the 2015 SEC Tournament in Nashville on March 12, 2015. In what was the second-to-last game of his career, Richardson also led all players with three steals and was a perfect 6-for-6 from the free-throw line.
- **Dyron Nix** (17 points, 18 rebounds) and **Doug Roth** (10 points, 10 rebounds) recorded double-doubles and Tennessee beat Vanderbilt 79-69 in overtime in Stokely Athletics Center Feb. 4, 1987, in Knoxville.
- **Dick Johnston** made six free throws in double-overtime to lift UT to a 77-72 win over the Dores in Nashville on Feb. 2, 1970. **Jimmy England** led the charge with 27 points, and **Bobby Croft** had an 18-16 double-double.
- **Danny Schultz** holds UT's single-game scoring record against Vanderbilt, as he dropped 35 points on the Dores on Feb. 15, 1964, in Nashville.
- Tennessee All-Century Team member **Paul "Lefty" Walther** (1948-49) never lost to Vanderbilt during his career as a Vol. The Covington, Kentucky, native helped lead Tennessee to a 4-0 record over the Dores, beating Vandy by an average of 9.8 points.

SEVERAL VOLS BOAST IMPRESSIVE STATS VS. THE COMMODORES

- In three career games against Vanderbilt, sophomore forward **Grant Williams** averages 20.0 points, 8.7 rebounds and 2.7 blocks.
- Junior wing **Admiral Schofield** has faced Vandy six times previously, and he averages 12.7 points and 5.3 rebounds in those meetings while shooting .524 overall (33-63) and .417 from 3-point range (5-12).
- Sophomore point guard **Jordan Bone**—a Nashville native and graduate of The Ensworth School—averages 11.0 points and 3.0 assists with a +3.0 assist/turnover ratio in three career games vs. the Commodores. Bone shoots .571 overall (12-21) and .667 from 3-point range (6-9) against Vanderbilt.

"GOOD" LOSSES

- All five teams who have defeated Tennessee this season occupy a top-40 spot in the latest NCAA RPI, and three of those teams—Villanova (2), North Carolina (3) and Auburn (8)—own a top-10 RPI.
- Those five teams, which also include Arkansas and Missouri, own a combined record of 77-19 (.802).
- Finally, three of those five squads are ranked in this week's AP top-25 poll: No. 1 Villanova, No. 10 North Carolina, No. 19 Auburn

WILLIAMS HAD HISTORIC SCORING EFFORT IN NASHVILLE

- Sophomore forward **Grant Williams** scored a career-high 37 points while leading Tennessee to a 92-84 win at Vanderbilt on Jan. 9. He earned SEC Player of the Week honors for the first time in his career as a result.
- Williams' 37 points were the most by any SEC player in a league game this season.
- Williams' 37 points were the most in a game by a Vol since 2003 SEC Player of the Year **Ron Slay** scored 38 vs. New Mexico on Jan. 4, 2003.
- Williams' 37 points were the most by a Vol in a road game since All-American guard **Allan Houston** scored 37 at Oregon State on Dec. 22, 1990.
- Williams' 37 points were the most by a Vol without making a 3-pointer since All-American guard **Tony White** scored 49 at Florida State on Dec. 30, 1986.

SCHOFIELD STUFFING STAT SHEET OVER LAST FIVE GAMES

- Tennessee head coach **Rick Barnes** said that junior wing **Admiral Schofield** had his best game as Vol when UT defeated Kentucky on Jan. 6. That win started a streak of stellar play for Schofield.
- Over the last five contests, Schofield is averaging 15.4 points, 7.0 rebounds, 2.2 assists and 2.2 steals per game. He is shooting .536 overall and .444 from 3-point range during that span.
- Schofield also has scored in double figures and made multiple 3-pointers in each of the last five games.
- He ranks second in the SEC with 1.7 steals per game during conference play.

TENNESSEE HAS MATCHED LAST SEASON'S ROAD WINS TOTAL

- With four true road wins in only six tries this season, Tennessee has already matched its total for true road wins from a season ago.
- The Vols have logged road wins at Georgia Tech, Wake Forest, Vanderbilt and South Carolina. Tennessee also has neutral-site wins over Purdue and NC State.
- It looks to be a positive trend for the Vols under head coach **Rick Barnes**. In his first season at UT, the Big Orange won just two true road games. Last year, they won four, and they have six more opportunities to best that total this season.

ALEXANDER LOCKED IN

- Junior forward **Kyle Alexander** is 12-for-13 from the field over UT's last three games. He is averaging 9.7 points and 2.7 blocks per game over that span.
- In Tennessee's win over Texas A&M on Jan. 13, Alexander scored a career-high 14 points, and he followed that up with 12 points on perfect shooting at Mizzou on Jan. 17.
- The Missouri game marked the first time in Alexander's career that the Vols lost when he scored in double-figures (4-1).
- Through 18 games, Alexander has essentially doubled his production from his first two seasons as an underclassman, tallying 6.0 points, 5.6 rebounds and 1.8 blocks in 20.0 minutes per game while starting every contest.

TRENDING NOW

- In SEC play, Tennessee leads the league in assists per game (14.6) and rebounding defense (32.4 rapg) while ranking second in scoring offense (77.9), and field-goal percentage (.459).
- The Vols have 27 steals over their last three games.**
- In Saturday's road win at South Carolina (who was 7-1 at home entering that game), Tennessee posted a season-best field-goal percentage of .575 while attempting a season-low 40 field goals.
- Sophomore guard **Lamonté Turner** has made 17 consecutive free throws dating to Tennessee's Jan. 6 win over Kentucky. In SEC play, his .944 free-throw percentage (34-of-36) ranks third in the league.
- Junior forward **Kyle Alexander** has eight blocks over UT's last three games.

VOLS REMAIN IN TOP 25

- Tennessee on Dec. 4 made its first appearance in the AP top-25 poll since 2010—nearly seven full years. The Vols landed at No. 24 in that week's AP poll.
- Prior to that week, the last time UT appeared in the top 25 was Dec. 20, 2010 (19th AP, 18th coaches).
- This week, UT stands at No. 22 in the AP poll and No. 21 in the coaches poll.**
- UT's best AP ranking this year was No. 19, on Dec. 25.
- The Vols are riding a streak of eight straight weeks in the top 25. As a ranked team, Tennessee is 7-3 this season.

UT IN RARE RANKED COMPANY

- Tennessee is one of five schools whose men's and women's basketball teams are both ranked in the latest Associated Press top-25 poll.
- The Vols are ranked 22nd, and the Lady Vols (16-3) are ranked 10th under coach **Holly Warlick**.
- Other schools with two ranked hoops squads (AP poll) are Arizona State, Duke, Ohio State and West Virginia.

BOWDEN ON TARGET FROM DEEP

- While he no longer meets the SEC's "attempts per game" stat-ranking requirements, Tennessee sophomore **Jordan Bowden** would lead the SEC with a red-hot 3-point percentage of .517 (30-of-58) through 18 games this season.
- The Knoxville native's 30 3-pointers made are the second-most on the team.

FIRST-HALF DEFENSE STIFLING

- Through 18 games, UT has held opponents to an average 29.5 points during the first half.
- Tennessee's average lead at halftime this season is 7.6 points, and the Big Orange have trailed just three times at the break (vs. Auburn and Kentucky and at Vanderbilt).**

UT 13th IN NCAA IN ASSIST RATE

- According to noted college basketball statistical analyst **Ken Pomeroy** of KenPom.com, Tennessee ranks 13th nationally with an assist rate of 63.0 percent (meaning that 63.0 percent of the Vols' made field goals have been assisted on).
- That is the highest assist rate among SEC teams.
- The Volunteers average 16.6 assists per game, which ranks second in the SEC and 36th in the country.

COMPARING WINS vs. LOSSES

WINS	STATISTIC	LOSSES
64.2	Points Allowed	82.2
.399	Field Goal Pct. Defense	.450
.406	3-Point FG Pct.	.330
+3.4	Rebound Margin	-2.4
17.7	Assists Per Game	13.6

VULTURE VOLS LOOKING FOR SCRAPS

- UT is +70 in points-off-turnovers this year and has logged at least 20 points off TOs in six games.
- During their 84-60 rout of Southern Conference favorite Mercer on Nov. 29, the Vols scored a season-high 32 points off 20 Bears turnovers.
- Tennessee's high in SEC play this season came against Texas A&M, as the Vols scored 22 points off 17 Aggie turnovers.

VOLS TAKING CHARGE

- Tennessee players have drawn 24 total charges this season. Graduate transfer **James Daniel III** and junior forward **Kyle Alexander** lead the way with six apiece.
- Junior forward **Admiral Schofield** is Tennessee's active career leader in charges drawn, with 21 (four this season).

WINDICATORS

- Tennessee under **Rick Barnes** is 21-3 when holding its opponent below a .390 field-goal percentage.
- Tennessee under **Rick Barnes** is 17-3 when it takes a double-digit lead into halftime.
- UT is undefeated *this season* (10-0) when their opponent posts a field-goal percentage below .400.
- The Vols are 8-2 this season when they out-rebound their opponent.
- The Vols are 5-0 this season when Knoxville native **Jordan Bowden** scores at least 15 points.
- Tennessee is 4-0 during **Lamonté Turner's** career when he makes four or more 3-pointers.
- UT is 4-1 during **Kyle Alexander's** career when he scores 10 or more points.
- Tennessee is 7-2 during **Jordan Bone's** career when he records at least five assists.

NATIONAL POLLS

ASSOCIATED PRESS POLL

Updated: Jan. 22

Rank	School	Record	Points
1	Villanova (63)	18-1	1,623
2	Virginia (1)	18-1	1,537
3	Purdue (1)	19-2	1,499
4	Duke	17-2	1,439
5	Kansas	16-3	1,338
6	Michigan State	17-3	1,243
7	West Virginia	16-3	1,217
8	Xavier	18-3	1,180
9	Cincinnati	17-2	1,087
10	North Carolina	16-4	1,014
11	Arizona	16-4	974
12	Oklahoma	14-4	917
13	Ohio State	17-4	787
14	Texas Tech	15-4	763
15	Gonzaga	17-4	610
16	Saint Mary's	19-2	571
17	Wichita State	15-4	547
18	Clemson	16-3	474
19	Auburn	17-2	470
20	Florida	14-5	366
21	Arizona State	15-4	353
22	Tennessee	13-5	260
23	Nevada	18-3	190
24	Rhode Island	15-3	189
25	Michigan	17-5	123

Receiving Votes: Miami (Fla.) 83, Louisville 81, TCU 45, Kentucky 38, Kansas State 35, Seton Hall 25, Creighton 20, Florida State 14, Houston 5, New Mexico State 4, Boise State 2, Providence 2

Dropped from Rankings: Kentucky 18, Seton Hall 19, TCU 24, Miami 25

USA TODAY COACHES' POLL

Updated: Jan. 22

Rank	School	Record	Points
1	Villanova (31)	18-1	798
2	Virginia	18-1	759
3	Purdue (1)	19-2	740
4	Duke	17-2	707
5	Kansas	16-3	639
6	Michigan State	17-3	589
7	West Virginia	16-3	571
8	Cincinnati	17-2	566
8	Xavier	18-3	566
10	North Carolina	16-4	517
11	Oklahoma	14-4	407
12	Arizona	16-4	403
13	Ohio State	17-4	385
14	Texas Tech	15-4	346
15	Gonzaga	17-4	288
16	Wichita State	15-4	280
17	Clemson	16-3	275
18	Saint Mary's	19-2	217
19	Auburn	17-2	190
20	Arizona State	15-4	187
21	Tennessee	13-5	158
22	Florida	14-5	136
23	Rhode Island	15-3	107
24	Miami (Fla.)	14-4	98
25	Michigan	17-5	97

Receiving Votes: Kentucky 92, Nevada 90, Seton Hall 55, Louisville 45, Creighton 30, TCU 29, Providence 7, Alabama 6, Kansas State 6, Boise State 5, Middle Tennessee 4, Florida State 2, New Mexico State 2, Louisiana 1

Dropped from Rankings: Kentucky 16, Seton Hall 19, TCU 25

TRACKING TENNESSEE IN THE POLLS

	AP	COACHES'
Pre	NR	NR
11/13	NR	-
11/20	NR	NR
11/27	RV	RV
12/4	24	RV
12/11	20	20
12/18	21	20
12/25	19	20 (12/26)
1/1	23	22 (1/2)
1/8	24	23
1/15	21	21
1/22	22	21
1/29		
2/5		
2/12		
2/19		
2/26		
3/5		
Final		

RPI TRACKER (through Jan. 21)

CBSsports.com	12
ESPN.com InsideRPI	1 (BPI = 18)
KenPom.com	14
NCAA (official)	12
Sagarin	30

Tennessee's "Best" Official NCAA RPI Wins:
Purdue (9), Kentucky (20), Texas A&M (33), S. Carolina (53)

2017-18 SEC STANDINGS (through Jan. 22)

	SEC	Pct.	H	A	ALL	Pct.	H	A	N	Streak
Florida	6-1	.857	3-0	3-1	14-5	.737	8-2	3-1	3-2	W2
Auburn	5-1	.833	3-0	2-1	17-2	.895	10-0	4-1	3-1	W1
Alabama	5-2	.714	4-0	1-2	13-6	.684	9-2	1-3	3-1	W4
Kentucky	4-3	.571	2-1	2-2	14-5	.737	11-1	2-2	1-2	L2
Tennessee	4-3	.571	2-1	2-2	13-5	.722	7-2	4-2	2-1	W1
Missouri	3-3	.500	2-1	1-2	13-6	.684	9-1	2-3	2-2	L1
Arkansas	3-4	.429	3-1	0-3	13-6	.684	10-1	0-4	3-1	W1
Georgia	3-4	.429	2-1	1-3	12-6	.667	8-1	3-4	1-1	L1
Ole Miss	3-4	.429	3-0	0-4	10-9	.526	9-3	0-5	1-1	L2
South Carolina	3-4	.429	2-2	1-2	12-7	.632	7-2	3-3	2-2	L1
LSU	2-4	.333	0-3	2-1	11-7	.611	7-4	3-1	1-2	L3
Mississippi St.	2-4	.333	2-1	0-3	14-5	.737	13-1	0-4	1-0	L1
Texas A&M	2-5	.286	2-2	0-3	13-6	.684	9-2	1-3	3-1	W2
Vanderbilt	2-5	.286	2-2	0-3	7-12	.368	7-5	0-5	0-2	W1

FAST BREAK

Tennessee has produced four of the top 10 all-time scorers in SEC history: **Allan Houston** (No. 2; 2,801 points), **Ernie Grunfeld** (No. 5; 2,249 points), **Tony White** (No. 6; 2,219 points) and **Chris Lofton** (No. 10; 2,131 points).

FOCUSED ON FINISHING (FULL 40)

- Tennessee's three "best" losses this season have featured 125 total minutes of action, and the Volunteers held a lead for 89 minutes and 18 seconds (71.4 percent of total time).
- In the losses to UNC and Arkansas, execution in the final four minutes of regulation cost the Vols dearly.

OPPONENT	DATE	LED FOR	RESULT
vs. Villanova	Nov. 24	13:45	L, 85-76
North Carolina	Dec. 17	37:10	L, 78-73
at Arkansas	Dec. 30	38:23	L, 95-93 (OT)

DANIEL A DARN GOOD DISTRIBUTOR

- Graduate transfer **James Daniel III** is the first Vol to log multiple games of 10 or more assists in a single season in 24 years.
- LaMarcus Golden** had two double-digit assist games during the 1993-94 campaign, dishing out 12 vs. UT Martin (11/26/93) and 14 at South Carolina (1/19/94).
- Daniel distributed a career-high 10 assists in the win over High Point on Nov. 14 (his second game as a Vol). He then recorded 10 assists during UT's victory over Mercer on Nov. 29. And he didn't have a turnover in either game.
- Daniel's assist-turnover ratio this season is an impressive +2.74. That ranks fourth in the SEC and 37th nationally.**

J-BIRD REACHES 2K MILESTONE

- Graduate transfer **James Daniel III** is Division I's second-leading active career scorer, and on Dec. 20 vs. Furman (his 100th career game played), he eclipsed the 2,000 career point milestone. He now has 2,049 total collegiate points.
- 90 of those games, and 1,933 of those points, were scored during Daniel's standout career at Howard University.

VOLS WIN IN BARNES' 1,000th GAME

- Head coach **Rick Barnes**—who is in his third season at Tennessee but his 31st season as a Division I head coach—hit a career milestone on Jan. 13, as UT's win over Texas A&M marked his 1,000th career game as a college head coach.
- His 648 wins rank seventh among active Division I head coaches. For a complete top-15 list, see Page 11.

STREAK BUSTERS

- Tennessee has snapped three opponent win streaks of four games are longer this season, including streaks of five and six games.
- Furman had won five straight before falling in Knoxville Dec. 20, and Wake Forest had its six-game win streak snapped by the Vols Dec. 23 in Winston-Salem.
- Earlier in the season, Purdue had won four straight to open the year before UT halted that streak at the Battle for Atlantis on Nov. 22.

TENNESSEE IS FIFTH-YOUNGEST TEAM IN DIVISION I THIS SEASON

- Bowling Green State University basketball SID **James Nahikian** painstakingly compiled a list of the youngest teams (based on class/eligibility) in college basketball this season, and Tennessee was one of three SEC teams to make the top five.
- With 10 underclassmen and only one senior, Tennessee is tied with Wofford and Toledo as the fifth-youngest team in Division I.
- Kentucky (12 underclassmen, no seniors) is the nation's youngest team, and Auburn is the second-youngest (12 underclassmen, one senior).

RANK	TEAM	BREAKDOWN
1	Kentucky	12 (7 FR, 1 R-FR, 3 SO, 1 R-SO) - 0 SR
2	Auburn	12 (3 FR, 9 SO) - 1 SR
T-3	American	10 (7 FR, 3 SO) - 0 SR
T-3	The Citadel	10 (6 FR, 4 SO) - 0 SR
T-5	Wofford	10 (4 FR, 1 R-FR, 5 SO) - 1 SR
T-5	Toledo	10 (4 FR, 1 R-FR, 5 SO) - 1 SR
T-5	Tennessee	10 (3 FR, 3 R-FR, 3 SO, 1 R-SO) - 1 SR
8	Holy Cross	9 (6 FR, 3 SO) - 0 SR
T-9	Montana	9 (6 FR, 2 SO, 1 R-SO) - 1 SR
T-9	Bowling Green	9 (5 FR, 1 R-FR, 3 SO) - 1 SR
T-9	Marquette	9 (5 FR, 4 SO) - 1 SR
T-9	Oklahoma	9 (5 FR, 2 SO, 2 R-SO) - 1 SR
T-9	Kansas State	9 (3 FR, 2 R-FR, 4 SO) - 1 SR
T-9	Louisiana Tech	9 (3 FR, 1 R-FR, 5 SO) - 1 SR

"QUOTABLE"

Sophomore Forward
Grant Williams



"Last year we were really young, and that was our excuse for all the mistakes we made, things we did. Now we don't have that excuse anymore. We've grown up, and we've got to show that by being mature mentally."

SPECIALTY-STAT TRACKER

Opponent	Points in the Paint	Points Off TOs	2nd Chance Points	Bench Points
Presbyterian	38	26	7	31
High Point	24	29	15	35
vs. Purdue	38	20	21	25
vs. Villanova	38	19	21	23
vs. NC State	16	22	5	22
Mercer	30	32	10	33
at Georgia Tech	20	8	6	33
Lipscomb	28	13	8	30
North Carolina	24	19	16	21
Furman	32	11	9	16
at Wake Forest	30	17	5	14
at Arkansas	30	10	11	33
Auburn	28	9	18	28
Kentucky	30	16	16	17
at Vanderbilt	40	12	13	13
Texas A&M	32	22	11	15
at Missouri	28	16	13	14
at South Carolina	32	19	9	39
Vanderbilt	-	-	-	-
at Iowa State	-	-	-	-
LSU	-	-	-	-
Ole Miss	-	-	-	-
at Kentucky	-	-	-	-
at Alabama	-	-	-	-
South Carolina	-	-	-	-
at Georgia	-	-	-	-
Florida	-	-	-	-
at Ole Miss	-	-	-	-
at Mississippi St.	-	-	-	-
Georgia	-	-	-	-
Total +/-	+38	+70	Even	+153
Season Highs	40	32	21	39

ACTIVE CAREER SCORERS (DI)

Rank	Player	Games School	Career Played	Points
1	Jordan Howard	Central Arkansas	110	2,158
2	James Daniel III	Tennessee	108	2,049
3	Andrew Rowsey	Marquette	114	2,010
4	Trevon Bluiett	Xavier	128	1,987
5	Jonathan Stark	Murray State	117	1,922

Through Jan. 21



"QUOTABLE"

Head Coach
Rick Barnes



"(James Daniel III is) a guy that, as a coaching staff, when he gets a rhythm shot, gets a good look at it, we think he's our best shooter. He's learning to do things and play a way he's never played before."



NUMBERS OF NOTE

+13.01

Tennessee junior **Kyle Alexander** owns the best plus-minus rating per 40 minutes on the team, boasting a +13.01.

16

There are only 16 Division players older than Vols grad transfer **James Daniel III**. And among players from "Power Five" conferences, Daniel is the second-oldest in the country.

1,140

Last year's UT freshmen scored a school-record 1,140 points. That group accounted for 47.8 percent of UT's points, 59.0 percent of the team's assists and 57.7 percent of the team's steals.

AN (EARLY) ALL-STAR COMPARISON FOR FRESHMAN GRANT WILLIAMS

- Sophomore forward **Grant Williams** has said that one of the players he tries to emulate is Golden State Warriors' forward **Draymond Green**.
- Green and Williams both were rated by Rivals.com as three-star prospects. According to ESPN, Green was the nation's No. 21 power forward prospect in 2007, while Williams was the nation's No. 26 power forward in 2016.
- Below is a comparison between Williams' current stats and Green's year-by-year stats at Michigan State.

PLAYER	YEAR	FG%	PPG	RPG	BPG	MPG
Grant Williams	Fr (16-17)	.504	12.6	5.9	1.9	25.4
Grant Williams	So (17-18)	.484	16.4	6.3	1.6	29.7
Draymond Green	Fr (08-09)	.556	3.3	3.3	0.2	11.4
Draymond Green	So (09-10)	.525	9.9	7.7	0.9	25.5
Draymond Green	Jr (10-11)	.426	12.6	8.6	1.1	30.1
Draymond Green	Sr (11-12)	.449	16.2	10.6	1.0	33.2

10 WEARING VOLSCHOLAR PATCH

- A program-record 10 Vols have earned the privilege of wearing a "VOLScholar" patch on their game jersey: **Kyle Alexander, Jordan Bone, James Daniel III, John Fulkerson, Zach Kent, Yves Pons, Lamonté Turner, Derrick Walker, Grant Williams** and **Brad Woodson**.
- To be eligible to wear the patch, Tennessee student-athletes must achieve a 3.0 GPA in either of the two previous semesters, or they must own a cumulative 3.0 GPA.

ACADEMIC EXCELLENCE

- Rick Barnes'** commitment to his players' academic achievement cannot be overstated. His teams have posted a perfect 1,000 score in five of the last six multi-year APR reports and had perfect *single-year* APR scores every year from 2005-06 through 2014-15.
- A total of 31 Tennessee men's basketball players have graduated in the last eight years:: **Devon Baulkman, Josh Bone, Galen Campbell, Quinn Cannington, Quinton Chievous, Ryan Childress, Wayne Chism, D'Montre Edwards, John Fields, Melvin Goins, Kenny Hall, Tony Harris, Michael Hubert, Justin Jackson, Chris Lofton, Brandon Lopez, Jeronne Maymon, Skylar McBee, Jordan McRae, Dwight Miller, Armani Moore, Rob Murphy, Steven Pearl, J.P. Prince, Kevin Punter Jr., Josh Richardson, Tyler Summitt, Cameron Tatum, C.J. Watson, Tanner Wild** and **Renaldo Woolridge**.

"QUOTABLE"

Josh Richardson, Miami Heat

"I think (Rick Barnes is) a great coach. I wanted to play for him really bad my whole life growing up. I was a big Texas fan. I'm a bit jealous that these guys get to play for him."

VOLS SHINE IN LATEST GSR DATA

- The Tennessee basketball program had plenty to celebrate following the Nov. 8 release of the latest NCAA Graduation Success Rate (GSR) data.
- The program's multi-year GSR of 89 percent is an all-time program record (besting the previous high by 16 percentage points).
- The UT men's basketball program has improved its multi-year GSR 29 percentage points in four years—from 60 percent in 2014 to 89 percent in 2017.

TENNESSEE'S NON-CONFERENCE SCHEDULE RIPE WITH OPPORTUNITIES

- A cursory glance at UT's non-conference schedule reveals a handful of "Power Five" opponents—Purdue (W), NC State (W), Georgia Tech (W), UNC (L), Wake Forest (W) and Iowa State—that stand as potential RPI boosters. But dig a little deeper and one discovers additional opportunities for resumé-building wins outside of SEC play.
- Another Tennessee foe appears in the Jan. 15 update of the CollegeInsider.com Mid-Major Top 25, with Furman landing at No. 8. Tennessee outlasted Furman, 66-61, at home on Dec. 20. That is UT's fourth-best RPI win of the season (No. 98).
- [This article from HeatCheckbb.com](#) outlines why, based on their schedule, the Vols have more opportunities to log resumé-boosting wins than any other team in the country.
- As of Jan. 21, UT's strength of schedule was rated No. 1 nationally by ratings analyst Ken Pomeroy of KenPom.com.**

▶ LAST THREE GAMES

#	Player	gp-gs	min	avg	Total		3-Point		F-Throw		Rebounds								a	to	blk	stl	pts	avg
					fg-fga	fg%	3fg-fga	3fg%	ft-fa	ft%	off	def	tot	avg	pf	dq								
02	Williams, Grant	3-3	99	33.0	12-34	.353	0-2	.000	14-17	.824	3	9	12	4.0	8	1	3	6	4	4	38	12.7		
01	Turner, Lamonte	3-0	61	20.3	10-22	.455	5-11	.455	10-10	1.000	0	8	8	2.7	3	0	2	2	0	3	35	11.7		
05	Schofield, Admiral	3-3	95	31.7	13-29	.448	6-16	.375	3-5	.600	5	12	17	5.7	7	0	6	5	2	6	35	11.7		
11	Alexander, Kyle	3-3	66	22.0	12-13	.923	0-0	.000	5-5	1.000	7	6	13	4.3	5	0	1	2	8	1	29	9.7		
23	Bowden, Jordan	3-3	71	23.7	5-18	.278	2-11	.182	5-8	.625	3	8	11	3.7	4	0	5	4	0	6	17	5.7		
15	Walker, Derrick	3-0	37	12.3	7-7	1.000	0-0	.000	0-2	.000	2	5	7	2.3	5	0	0	1	1	0	14	4.7		
03	Daniel, James	3-0	59	19.7	3-10	.300	2-6	.333	5-7	.714	4	0	4	1.3	4	0	7	5	1	3	13	4.3		
00	Bone, Jordan	3-3	67	22.3	4-16	.250	0-3	.000	5-6	.833	1	5	6	2.0	3	0	8	5	0	3	13	4.3		
10	Fulkerson, John	2-0	16	8.0	2-5	.400	0-0	.000	0-0	.000	1	0	1	0.5	2	0	0	1	0	0	4	2.0		
35	Pons, Yves	1-0	12	12.0	1-1	1.000	0-0	.000	0-0	.000	1	1	2	2.0	3	0	0	0	1	0	2	2.0		
32	Darrington, Chris	2-0	4	2.0	0-0	.000	0-0	.000	0-0	.000	0	2	2	1.0	2	0	0	1	0	0	0	0.0		
13	Johnson, Jalen	2-0	13	6.5	0-0	.000	0-0	.000	0-0	.000	0	1	1	0.5	0	0	3	0	0	1	0	0.0		
	Team										1	6	7											
	Total.....	3	600		69-155	.445	15-49	.306	47-60	.783	28	63	91	30.3	46	1	35	32	17	27	200	66.7		
	Opponents.....	3	600		62-151	.411	22-61	.361	38-54	.704	30	61	91	30.3	48	2	40	43	9	16	184	61.3		



"QUOTABLE"

T.J. Ford, Wooden Award and Naismith Trophy winner

"Every day I wake up, I use things I learned from (Coach Barnes). Just knowing how to treat people, knowing how to be respectful, being engaging, being on time, how to be responsible, all of those things. I do it every day."

VOLS IN THE NBA

- Tennessee alums enjoyed a noteworthy presence in the NBA during the 2016-17 season—highlighted by **Tobias Harris** (2010-11) leading the Detroit Pistons in scoring.
- In his sixth NBA season, Harris played in all 82 games for the Pistons. He made 48 starts but thrived in the team's sixth-man role during the second half of the season. His 16.1 points per game led the team. For his career, the forward averages 13.8 points, 5.6 rebounds and 1.6 assists per game.
- Miami Heat guard **Josh Richardson** (2011-15) completed his second NBA season with the Miami Heat in 2016-17, and he agreed to a new four-year, \$42 million contract in September 2017. In his first two seasons in the league, the 24-year-old has appeared in 105 games and averaged 8.4 points, 2.6 rebounds and 2.0 assists. He also shoots at a .374 clip from 3-point range.
- Point guard **C.J. Watson** (2002-06) completed his 10th NBA season in 2016-17 as a member of the Orlando Magic. He appeared in 62 games, with nine starts, and averaged 4.5 points and 1.8 assists. For his decade-long NBA career, Watson has seen action in 600 games and averages 7.2 points and 2.5 assists while shooting .373 from 3-point range and .812 from the foul line.
- Shooting guard **Jordan McRae** (2010-14), a member of the Cleveland Cavaliers 2016 NBA Finals championship team, saw action in 37 games with the Cavs last season before being released. In 59 career NBA appearances, the 2014 draft pick averaged 4.4 points and shot .384 from 3-point range.
- 2014 NBA Draft pick **Jarnell Stokes** (2011-14), who has played for three different franchises during his three-year professional career, appeared in two games with the Denver Nuggets last season before suffering a season-ending foot injury. Stokes owns a .581 field-goal percentage in 28 career NBA games played.
- A pair of Tennessee alums continue lengthy tenures as NBA front-office executives in 2017-18. Washington Wizards President **Ernie Grunfeld** (1973-77) completed his 14th season as the team's top executive last year. And New York Knicks Assistant General Manager **Allan Houston** (1989-93) continues to play a key insider's role with that storied franchise.

FAST BREAK

Tennessee has made five NCAA Sweet Sixteen appearances since 2000.

TENNESSEE PICKED 13TH IN THE SEC

- Tennessee was predicted to finish 13th in the 2018 SEC race by an SEC and national media voting panel.
- The Volunteers also were picked 13th last season before posting an 8-10 SEC record to finish ninth.
- The Vols have outperformed their preseason SEC projection every season under head coach **Rick Barnes**.

EIGHT BARNES' PUPILS ACTIVE IN NBA

- There are currently eight **Rick Barnes** pupils active on NBA rosters, including one of the top players in the world: 2014 NBA MVP and 2017 Finals MVP **Kevin Durant**.

PLAYER, POS	DRAFTED	TEAM
LaMarcus Aldridge, F	2006	San Antonio Spurs
D. J. Augustin, G	2008	Orlando Magic
Avery Bradley, G	2010	Detroit Pistons
Kevin Durant, F	2007	Golden State Warriors
Cory Joseph, G	2011	Toronto Raptors
Tristan Thompson, F	2011	Cleveland Cavaliers
P.J. Tucker, F	2006	Phoenix Suns
Myles Turner, F	2015	Indiana Pacers

UT IN 2018 NIT SEASON TIP-OFF FIELD

- Tennessee will spend next Thanksgiving in New York City, where it will join Kansas, Louisville and Marquette in the 2018 NIT Season Tip-Off at Brooklyn's Barclays Center.
- In its last NIT Season Tip-Off appearance, UT won the 2010 title with victories over VCU and Villanova.
- In addition to their 2010 championship showing, the Vols also appeared in the 1992 and 2006 NIT Season Tip-Offs. The Big Orange defeated Rutgers before falling to Seton Hall in 1992. In 2006, UT suffered losses to Butler and North Carolina at Madison Square Garden.



VOLS IN THE NBA

& AROUND
THE GLOBE

NBA VOLS

TOBIAS HARRIS, SF

DETROIT PISTONS / 7TH YEAR IN THE NBA

Notes: 25-year-old has started each of Detroit's first 43 games and is averaging 18.1 points and 5.2 rebounds while shooting .424 from 3-point range.

JOSH RICHARDSON, SG

MIAMI HEAT / 3RD YEAR IN THE NBA

Notes: Agreed to a new four-year, \$42 million contract in September ... Averaged 12.7 points, 3.4 rebounds and 2.6 assists through the first 44 games this season (has started every game).

ERNIE GRUNFELD

WASHINGTON WIZARDS / PRESIDENT (GM)

Note: Has been with Wizards organization since 2003.

ALLAN HOUSTON

NEW YORK KNICKS / ASSISTANT GM

Note: Former Knicks All-Star now serves as assistant general manager and is also the GM of New York's G-League affiliate, the Westchester Knicks.




VOLS IN THE NBA G-LEAGUE

Name	Team	Affiliation
Devon Baulkman	Westchester Knicks	NY Knicks

VOLS ON INTERNATIONAL ROSTERS

Wayne Chism	Bahrain	Al-Manama
John Fields	Apel	Cyprus
Scotty Hopson	Turkey	Galatasaray
Robert Hubbs III	Montenegro	KK Sutjeska
Chris Lofton	France	Le Mans
Jordan McRae	Spain	Baskonia
Armani Moore	Poland	Stelmet ZG
Kevin Punter Jr.	Poland	Rosa Radom
Derek Reese	Puerto Rico	Ponce Lions
Tyler Smith	Turkey	Istanbulspor
Jarnell Stokes	China	Zhejiang GB
Cameron Tatum	Brazil	Botafogo FR

A FRESH TAKE ON AN OLD TRADITION



Fans who remember the entertaining era of basketball and showmanship under legendary Tennessee head coach **Ray Mears** (1963-77) will appreciate the candy-striped warmup pants donned during pregame by the Vols.

Outstanding Tennessee teams in the 1970s featuring Vol greats **Bernard King** and **Ernie Grunfeld**, made the candy-striped pants popular, wearing them prior to packed games at old Stokely Athletics Center.

The pants made intermittent appearances in the last decade but, thanks to **Rick Barnes**, are now worn for all games starting last season.

THOMPSON-BOLING ARENA

CAPACITY /// 21,678



361-129

Overall Record | Now in 31st Season

NOTES FROM "THE SUMMITT"

HOOPS FACILITY ENHANCMENTS OVER THE LAST DECADE

- Prior to the 2007-08 season, UT added a basketball-only practice facility, Pratt Pavilion, which houses two full-size gymnasiums (a men's court and a women's court) as well as an athletic training room, weight room and film-study room.
- Construction of Pratt Pavilion also marked the beginning of the "first phase" of renovations to Thompson-Boling Arena. This \$19 million phase included the addition of 32 luxury suites located in the north balcony, a loge area just below the suites that includes 166 side court seats, new seats for the entire arena, a \$3 million center-hung scoreboard and concourse refurbishments, such as graphics and other amenities.
- In the "second phase" of Thompson-Boling Arena renovations, the athletics department overhauled the men's and women's basketball offices during the 2010-11 campaign, creating a new and impressive "front door" for both programs.
- New to Thompson-Boling Arena for the 2013-14 season was a 360-degree LED ribbon board that runs along the bottom of the upper deck.
- In March of 2014, Thompson-Boling Arena became the third college basketball arena to install an LED lighting system, which features fixtures that are smaller, brighter, and up to 85 percent more efficient than conventional arena metal halide lights. The system—developed and manufactured by Oak Ridge-based LED North America at the Tech 20/20 incubator facility in Oak Ridge, Tennessee—incorporates Oak Ridge National Laboratory technology and was installed by Knoxville-based Bandit Lites.
- The weight room in Pratt Pavilion was renovated and expanded to 4,350 square feet in the summer of 2016. Additions include a full-court-length stretch of synthetic turf, a custom rubber floor, a 40-foot, steel-reinforced throwing wall, six Keiser Functional Trainers, four TRUEStretch Cages, three custom, 10-foot Power Lift pulley units (ideal for taller student-athletes), seven sets of 90-pound PowerBlocks and a zoned, high-powered stereo system.
- Work is set to conclude in January on a \$5 million locker-room overhaul at Thompson-Boling Arena, which will feature the addition of a hydrotherapy athletic training facility.

► AVG. HOME ATTENDANCE

2017-18 Average Home Attendance Rankings

Arena/School	Avg.
1. Rupp Arena Kentucky	21,691
2. The Carrier Dome Syracuse	19,881
3. KFC Yum! Center Louisville	17,540
4. Kohl Center Wisconsin	17,265
5. Dean E. Smith Center North Carolina	17,221
6. Allen Fieldhouse Kansas	16,367
7. CenturyLink Center Creighton	16,353
8. Thompson-Boling Arena Tennessee	16,211
9. Arkansas Bud Walton Arena	15,734
10. Pinnacle Bank Arena Nebraska	15,316
11. Missouri Mizzou Arena	15,061
12. Michigan State Breslin Student Events Center	14,797

through games of Jan. 21, 2018

► LEGENDS IN THE RAFTERS

■ TENNESSEE'S RETIRED NUMBERS


Name	No.	Honored on
Ray Mears (coach)	*	March 1, 2006
John Ward (broadcaster)	*	March 1, 2006
Bernard King	53	Feb. 13, 2007
Ernie Grunfeld	22	March 2, 2008
Allan Houston	20	March 6, 2011

* Honored with a personalized banner bearing the Tennessee "Power T" logo

■ TENNESSEE'S RETIRED JERSEYS

Name	No.	Honored on
Dale Ellis	14	March 1, 2014

► \$45 MILLION COMMITMENT



WELCOME TO YEAR NO. 31

- Thompson-Boling Arena is hosting its 31st season in 2017-18.
- The Vols have won nearly 75 percent of their games in Thompson-Boling Arena.
- The Vols have ranked in the top 10 nationally in average home attendance 12 times at TBA and own an active streak of 12 consecutive seasons ranked in the top 20.

BY THE NUMBERS

- Tennessee is 361-129 (.737) at Thompson-Boling Arena.
- Since the 1997-98 season, the Vols are 256-69 (.788) in Thompson-Boling Arena.
- The Vols are 119-50 against SEC teams at home over the last 12 seasons.
- Tennessee finished both the 2006-07 and 2007-08 seasons with a 16-0 home record.
- The Vols have won five of their last six home games against the defending national champions (wins over Kentucky in 2013, UConn in 2012, Florida in 2008, Florida in 2007, Kentucky in 1999).

HOME CROWDS OF 20,000+ NOTHING NEW FOR VOLS

- Tennessee has played in front of 52 home crowds larger than 20,000 dating to the 2005-06 season.
- The crowd of 22,326 for the 2009 Gonzaga game was the largest at Thompson-Boling Arena since capacity was reduced from 24,535 to 21,678 prior to the 2007-08 campaign.
- UT has hosted ESPN College GameDay twice at Thompson-Boling Arena, winning both games.



"QUOTABLE"

LaMarcus Aldridge, San Antonio Spurs/NBA All-Star

"Rick Barnes always told me I would be a franchise player, a go-to guy. I can't say that I always believed him, but he was right. He told me if I kept working hard and stayed with it, then I would be a go-to guy in the NBA, and it worked out. He kept me positive and kept me going in the right direction when I could have stopped believing in myself. That was a key to my development as a player."

TENNESSEE GOES 3-1 IN ACC PLAY

- Tennessee went 3-1 during its four games against ACC opponents over a 30-day span during pre-conference action, with all three wins coming away from Knoxville. **UT's scoring margin in those four games was +7.5.**
- The Vols defeated NC State, 67-58, in Atlantis. Tennessee then toppled Georgia Tech, 77-70, in Atlanta. UT fell at home to No. 7 UNC, 78-73, before routing Wake Forest, 79-60, in Winston-Salem.
- Additionally, Tennessee traveled to Clemson for a charity exhibition on Nov. 5. The Vols defeated the Tigers, 71-67.

UNC WAS SHOWCASE GAME FOR UT

- Tennessee's Dec. 17 showdown vs. defending national champion North Carolina was UT's first home sellout since Feb. 17, 2015. The crowd of 21,678 was the seventh-largest crowd in the NCAA to date this season (fourth-largest non-neutral-site crowd).
- The UNC game marked the first time two ranked men's teams collided at Thompson-Boling Arena since Feb. 27, 2010, when the 19th-ranked Vols upset second-ranked Kentucky, 74-65.
- VFLs and current NBA standouts **Tobias Harris** (Pistons) and **Josh Richardson** (Heat) teamed up to purchase 100 tickets for Knoxville-area children's charities.
- A stunning visual was created in Thompson-Boling Arena via a human checkerboard of 21k fans coordinated through CheckerTBA.com.

ROSTER BREAKDOWN

- The Vols' 2017-18 roster features 16 players (13 scholarship student-athletes) representing nine states as well as Ontario, Canada, and France.
- There are five Vols who hail from the state of Tennessee, two from North Carolina and one each from Alabama, Delaware, Illinois, Missouri, Ohio, Texas and Virginia.
- This is the first time since 2006-07 that the Vols' roster has not included at least one player from the state of Georgia.
- Tennessee has one senior (a graduate transfer), five juniors, four sophomores and six freshmen (including three redshirt freshmen).
- This is the tallest roster third-year head coach **Rick Barnes** has had at Tennessee. This season's team includes six players listed at 6-7 or taller. For each of the previous two seasons, UT had just three players listed at 6-7 or taller.

LANIER GIVES VOLS ADDITIONAL HEAD COACHING EXPERIENCE

- Rick Barnes** isn't the only person on Tennessee's bench with Division I head coaching experience.
- Associate head coach **Rob Lanier** was the head coach at Siena from 2001-05.
- During that span, the Saints posted a 58-70 mark, and advanced to one NCAA Tournament and one NIT.
- Under Lanier, Siena also won the 2002 Metro Atlantic Athletic Conference Tournament Championship.

VOLS LOOK TO EXTEND 13-YEAR STREAK OF TOP-20 ATTENDANCE

- Tennessee finished 20th nationally in average regular-season home attendance last year, drawing an average of 13,636 fans to 16 games at Thompson-Boling Arena.
- This season, UT ranks eighth in attendance with a home average of 16,211.
- The Vols have ranked among the top 20 in men's college basketball attendance for 13 consecutive years, including six seasons ranked in the top five nationally.
- Tennessee has played in front of 52 home crowds larger than 20,000 over the last 13 seasons.

VOLS' ROSTER BOASTS INTERNATIONAL FLAVOR

- Junior forward **Kyle Alexander** is just the second Canadian ever to letter for the Vols (joining Hamilton, Ontario, native **Bobby Croft**, 1967-70).
- From his freshman to sophomore campaigns, Alexander saw an increase in his minutes, points, rebounds and blocks per game. His field-goal percentage also improved.
- Tennessee head coach **Rick Barnes** boasts an impressive history of signing and developing Canadian standouts, including **Cory Joseph** (Toronto; now plays for the Toronto Raptors), **Myck Kabongo** (Toronto; now plays in Romania) and **Tristan Thompson** (Brampton, Ontario; now plays for the Cleveland Cavaliers).
- Barnes added another international team member this season in true freshman wing **Yves Pons**, from Fumeau, France.
- Pons—who was born in Port-au-Prince, Haiti—attended the INSEP (National Institute of Sport and Physical Education) Academy in Paris. Other notable INSEP basketball alumni include **Boris Diaw**, **Tony Parker** and **Ronny Turiaf**.
- Pons is Tennessee's first-ever men's basketball player from France and just the eighth international player in program history.
- The Tennessee roster has included at least one international student-athlete every year since Barnes took over as head coach.

PONS RANKED AMONG TOP INTERNATIONAL NEWCOMERS

- Tennessee true freshman **Yves Pons**, who hails from Fumeau, France, was included on **Evan Daniels'** (a college hoops writer for 247sports.com) list of the eight "best international newcomers in college basketball" in late October.
- Writes Daniels: "Pons is an active, energetic and aggressive combo forward that impacts the game with his toughness and physicality. Pons stands at 6-foot-7 and has a chiseled frame and tremendous athleticism. He has value as a rebounder, multi-positional defender and finisher at the rim."
- Pons was born in Haiti and was adopted by French parents when he was a toddler.

WHAT DOES VFL STAND FOR?

- VFL is an acronym used across Tennessee's various athletic programs that stands for "Vol For Life."

TEAM STAT RANKINGS

Category	SEC	NCAA	SEC*
Scoring Offense 78.1	9	93	77.9 2
Scoring Defense 69.6	6	105	74.6 11
Scoring Margin +8.5	7	87	+3.3 4
FG Pct. .443	8	165	.459 2
FG Pct. Defense .416	8	71	.452 11
3FG Pct. .381	3	56	.362 5
3FG Pct. Defense .342	11	178	.363 10
Free Throw Pct. .760	2	27	.789 3
Rebounds Per Game 36.9	11	160	33.9 11
Rebound Defense 34.7	10	-	32.4 1
Rebound Margin +2.2	8	144	+1.4 5
Off. Rebs Per Game 12.6	5	64	10.4 7
Def. Rebs Per Game 24.4	14	256	23.4 13
Assists Per Game 16.9	2	36	14.6 T-1
Assist/Turnover 1.3	4	52	1.3 3
Turnovers Per Game 12.9	7	141	11.6 9
Turnover Margin +2.6	4	48	+1.1 6
Blocks Per Game 5.2	6	26	4.4 T-7
Steals Per Game 6.9	5	103	6.6 3
Fouls Per Game 21.4	14	313	19.4 -

SEC thru Jan. 22 | NCAA thru Jan., 21

* Conference games only

GAMES STARTED

	Streak	2017-18	Career	SEC
Kyle Alexander	18	18	52	33
Jordan Bone	17	17	34	21
Jordan Bowden	20	18	46	22
James Daniel III	-	2	89	-
Chris Darrington	-	-	-	-
John Fulkerson	-	-	6	-
Zach Kent	-	-	-	-
Jalen Johnson	-	-	-	-
Yves Pons	-	-	-	-
Admiral Schofield	12	17	40	20
Lamonté Turner	-	-	6	3
Derrick Walker Jr.	-	-	-	-
Grant Williams	47	18	47	25

NON-CONF. BREAKDOWN

Team	Record	'17 RPI	'18 RPI	Result
Presbyterian	8-13	346	315	W, 88-53
High Point	10-9	233	248	W, 84-53
vs. #18 Purdue	19-2	18	9	W, 78-75
vs. #5 Villanova	18-1	3	2	L, 85-76
vs. NC State	13-7	138	86	W, 67-58
Mercer	10-10	196	208	W, 84-60
at Georgia Tech	10-9	79	141	W, 77-70
Lipscomb	12-8	190	89	W, 81-71
North Carolina	16-4	1	3	L, 78-73
Furman	14-6	90	109	W, 66-61
at Wake Forest	8-11	43	128	W, 79-60
Iowa State	11-7	21	83	Jan. 27

through Jan. 21



FOLLOW THE BEAT

Here is a list of reporters who regularly cover the Tennessee basketball beat and tweet about the Vols:

@charlie_burris - Charlie Burris, Orange & White Report
 @davidwcobb - David Cobb, Chattanooga Times Free Press
 @vinesports - Vince Ferrara, The Sports Animal
 @mikegriffith32 - Mike Griffith, SEC Country
 @jimmyhyams - Jimmy Hyams, The Sports Animal
 @volquest_rob - Rob Lewis, VolQuest.com
 @stevemegargee - Steve Megargee, Associated Press
 @grantramey - Grant Ramey, 247sports.com
 @wesrucker247 - Wes Rucker, 247sports.com
 @bymikewilson - Mike Wilson, Knoxville News Sentinel

RICK BARNES

Head Coach, Third Season at Tennessee

CAREER RECORDS

Overall Record: 648-354
 Conference Games (regular season): 287-215
 Non-Conference Games: 302-82
 Conference Tournament: 33-29
 NCAA Tournament: 21-22
 Overtime Games: 29-35
 One-Point Games: 17-23
 vs. AP Top 25: 98-168

VS. CURRENT SEC HEAD COACHES

COACH	All	Tenn	Tex	Clem	Prov	GMU
Anderson, Mike	2-7	0-4	2-3	-	-	-
Calipari, John	5-4	3-2	2-2	-	-	-
Drew, Bryce	2-1	2-1	-	-	-	-
Fox, Mark	0-4	0-3	0-1	-	-	-
Howland, Ben	5-2	2-1	3-1	-	-	-
Johnson, Avery	1-1	1-1	-	-	-	-
Kennedy, Billy	4-1	2-1	2-0	-	-	-
Kennedy, Andy	1-2	1-2	-	-	-	-
Martin, Cuonzo	1-1	0-1	1-0	-	-	-
Martin, Frank	5-7	2-3	3-4	-	-	-
Pearl, Bruce	4-4	3-2	1-2	-	-	-
Wade, Will	-	-	-	-	-	-
White, Michael	1-1	1-1	-	-	-	-
TOTAL	32-35	17-22	14-13			

vs. BARNES...

Anderson, Mike	was 3-2 at Missouri; 4-0 at Arkansas
Calipari, John	was 1-2 at Memphis; 3-3 at Kentucky
Drew, Bryce	is 1-2 at Vanderbilt
Fox, Mark	was 1-0 at Nevada; 3-0 at Georgia
Howland, Ben	was 1-3 at UCLA; 1-2 at Miss. State
Johnson, Avery	is 1-1 at Alabama
Kennedy, Andy	is 2-1 at Ole Miss
Kennedy, Billy	is 1-4 at Texas A&M
Martin, Cuonzo	is 1-0 at Missouri; was 0-1 at Cal
Martin, Frank	was 4-3 at K-State; 3-2 at SC
Pearl, Bruce	was 2-1 at Tennessee; 2-3 at Auburn
Wade, Will	no meetings
White, Michael	is 1-1 at Florida

► COACH BARNES: CAREER BREAKDOWN

Year	School	Overall	Conference	Finish	Postseason	Ranking	RPI
1987-88	George Mason	20-10 .667	9-5 .643	T-2nd		-/-	103
Totals	One Season	20-10 .667	9-5 .643				
1988-89	Providence	18-11 .621	7-9 .438	T-6th	NCAA Tournament First Round	-/-	29
1989-90	Providence	17-12 .586	8-8 .500	T-6th	NCAA Tournament First Round	-/-	36
1990-91	Providence	19-13 .594	7-9 .438	T-7th	NIT Quarterfinals	-/-	53
1991-92	Providence	14-17 .452	6-12 .333	9th		-/-	119
1992-93	Providence	20-13 .606	9-9 .500	T-4th	NIT Semifinals	-/-	41
1993-94	Providence	20-10 .667	10-8 .556	T-4th	NCAA Tournament First Round	-/-	23
Totals	Six Seasons	108-76 .587	47-55 .461				50.2
1994-95	Clemson	15-13 .536	5-11 .313	T-6th	NIT First Round	-/-	33
1995-96	Clemson	18-11 .621	7-9 .438	6th	NCAA Tournament First Round	-/-	44
1996-97	Clemson	23-10 .697	9-7 .563	4th	NCAA Tournament Sweet Sixteen	14/8	39
1997-98	Clemson	18-14 .563	7-9 .438	T-4th	NCAA Tournament First Round	-/-	25
Totals	Four Seasons	74-48 .607	28-36 .438				35.3
1998-99	Texas	19-13 .594	13-3 .813	1st	NCAA Tournament First Round	-/-	45
1999-00	Texas	24-9 .727	13-3 .813	2nd	NCAA Tournament Second Round	15/21	8
2000-01	Texas	25-9 .735	12-4 .750	T-2nd	NCAA Tournament First Round	18/-	13
2001-02	Texas	22-12 .647	10-6 .625	T-3rd	NCAA Tournament Sweet Sixteen	-/T18	15
2002-03	Texas	26-7 .788	13-3 .813	2nd	NCAA Tournament Final Four	5/3	5
2003-04	Texas	25-8 .758	12-4 .750	T-2nd	NCAA Tournament Sweet Sixteen	12/10	9
2004-05	Texas	20-11 .645	9-7 .563	T-5th	NCAA Tournament First Round	-/-	38
2005-06	Texas	30-7 .811	13-3 .813	T-1st	NCAA Tournament Elite Eight	9/9	10
2006-07	Texas	25-10 .714	12-4 .750	3rd	NCAA Tournament Second Round	11/16	26
2007-08	Texas	31-7 .816	13-3 .813	T-1st	NCAA Tournament Elite Eight	7/5	6
2008-09	Texas	23-12 .657	9-7 .563	T-4th	NCAA Tournament Second Round	-/23	38
2009-10	Texas	24-10 .706	9-7 .563	T-6th	NCAA Tournament First Round	-/-	35
2010-11	Texas	28-8 .778	13-3 .813	2nd	NCAA Tournament Third Round	8/16	11
2011-12	Texas	20-14 .588	9-9 .500	6th	NCAA Tournament Second Round	-/-	57
2012-13	Texas	16-18 .471	7-11 .389	7th	CBI Opening Round	-/-	121
2013-14	Texas	24-11 .686	11-7 .611	T-3rd	NCAA Tournament Third Round	-/-	41
2014-15	Texas	20-14 .588	8-10 .444	T-6th	NCAA Tournament Second Round	-/-	51
Totals	17 Seasons	402-180 .691	186-94 .664				31.1
2015-16	Tennessee	15-19 .441	6-12 .333	12th		-/-	142
2016-17	Tennessee	16-16 .500	8-10 .444			-/-	80
2017-18	Tennessee	13-5 .722	4-3 .571				
Totals	3 Seasons	44-40 .524	18-25 .419				111.0
OVERALL	31 Seasons	648-354 .647	287-215 .572				42.3

20-WIN SEASONS - ALL ACTIVE COACHES

RANK	COACH	20-WIN SEASONS
1	Mike Krzyzewski	33
2	Jim Boeheim	31
T-3	Bob Huggins	27
T-3	Roy Williams	27
5	John Calipari	25
6	Bill Self	20
T-7 Rick Barnes	19	
T-7	Tubby Smith	19
9	Steve Fisher	18

DIVISION I WINS - ACTIVE HEAD COACHES

RANK	COACH	SCHOOL	WINS
1	Mike Krzyzewski	Duke	1,088
2	Jim Boeheim	Syracuse	1,017
3	Roy Williams	North Carolina	832
4	Bob Huggins	West Virginia	758
5	John Calipari	Kentucky	666
6	Cliff Ellis	Coastal Carolina	663
7 Rick Barnes	Tennessee	648	
8	Bill Self	Kansas	640
9	Dana Altman	Oregon	610
10	Lon Kruger	Oklahoma	609
11	Jim Larranaga	Miami (Fla.)	596
12	Tubby Smith	Memphis	581
13	Tom Izzo	Michigan State	561
14	Fran Dunphy	Temple	550

through Jan. 21

NCAA TOURNAMENTS - ACTIVE SEC COACHES

RANK	COACH	SCHOOL	WINS
1 Rick Barnes	Tennessee	22	
2	John Calipari	Kentucky	16
3	Ben Howland	Mississippi State	10
T-4	Mike Anderson	Arkansas	8
T-4	Bruce Pearl	Auburn	8
T-6	Mark Fox	Georgia	5
T-6	Frank Martin	South Carolina	5
T-8	Bryce Drew	Vanderbilt	3
T-8	Andy Kennedy	Ole Miss	3
T-8	Billy Kennedy	Texas A&M	3
T-11	Cuonzo Martin	Missouri	2
T-11	Will Wade	LSU	2
13	Michael White	Florida	1
14	Avery Johnson	Alabama	0

through 2016-17 season

NCAA TOURNAMENT WINS - ACTIVE SEC COACHES

RANK	COACH	SCHOOL	WINS
1	John Calipari	Kentucky	41
2 Rick Barnes	Tennessee	21	
3	Ben Howland	Mississippi State	19
T-4	Frank Martin	South Carolina	10
T-4	Bruce Pearl	Auburn	10
6	Mike Anderson	Arkansas	9
T-7	Billy Kennedy	Texas A&M	3
T-7	Cuonzo Martin	Missouri	3
T-7	Michael White	Florida	3
10	Mark Fox	Georgia	2
T-11	Andy Kennedy	Ole Miss	1
T-11	Will Wade	LSU	1
T-13	Bryce Drew	Vanderbilt	0
T-13	Avery Johnson	Alabama	0

17 STRAIGHT NCAA BIDS

- **Rick Barnes** is one of only six active Division I head coach who have ever strung together at least 17 consecutive NCAA Tournament appearances.

NCAA TOURNAMENT STREAKS - ACTIVE COACHES

RANK	COACH	STREAK	YEARS
1	Mike Krzyzewski	22	1996-2017
2	Roy Williams	20	1990-2009
3	Tom Izzo	20	1998-2017
4	Bill Self	19	1999-2017
5	Mark Few	18	2000-2017
6 Rick Barnes	17	1996-2012	

BARNES' COACHING TREE EXPANSIVE

- **Rick Barnes** has seen nine of his assistant coaches move on to become head coaches in the Division I or professional ranks.

COACH	HEAD COACHING JOBS
Dennis Felton	Western Kentucky, Georgia
Fran Fraschilla	Manhattan, St. John's, New Mexico
Frank Haith	Miami (Fla.), Missouri, Tulsa*
Rob Lanier	Siena
Ken McDonald	Western Kentucky, Austin Toros (NBDL)
Herb Sendek	Miami (Ohio), NC State, Arizona State
Larry Shyatt	Clemson, Wyoming
Ricky Stokes	Virginia Tech, East Carolina
Rodney Terry	Fresno State*

* current

BARNES' TEAM POST SOLID RPIs

- One reason that **Rick Barnes'** teams have reached the NCAA Tournament with such regularity is his ability to post outstanding year-end RPIs.
- In his 17 seasons at Texas, Barnes' teams posted an average year-end RPI of 31.1 That includes five years in the top 10 and eight years in the top 20.
- In Barnes' 30 previous seasons as a Division I head coach, his teams' average year-end RPI is 43.2. His club has finished with a sub-100 RPI just twice in the last 25 years.
- Tennessee's current RPI is No. 12.

224 WEEKS IN THE TOP 25 RANKINGS

- During this 30+ seasons as a head coach, **Rick Barnes** has guided his teams to a total of 224 weeks in the Associated Press Top 25 rankings. That includes 98 total weeks in the top 10.

SCHOOL	WEEKS IN TOP 25	WEEKS IN TOP 10
George Mason	0	0
Providence	2	0
Clemson	34	14
Texas	180	84
Tennessee	8	0
TOTAL	224	98



Follow

I learned a lot from this guy, was much more than a coach but a father figure! Love you, Thank you



RETWEETS 2,907 LIKES 6,824

PLAYERS' HARDWARE



Naismith Trophy

T.J. Ford, G	2003
Kevin Durant, F	2007



Wooden Award

T.J. Ford, G	2003
Kevin Durant, F	2007



Wayman Tisdale Award

T.J. Ford, G	2002
Kevin Durant, F	2007



Oscar Robertson Trophy

Kevin Durant, F	2007
-----------------	------



Bob Cousy Award

D.J. Augustin, G	2008
------------------	------

BARNES vs. THE SEC

vs. Southeastern Conference: 72-52

OPPONENT	All	Tenn	Tex	Clem	Prov	GMU
Alabama	1-2	1-1	-	-	0-1	-
Arkansas	3-5	0-4	3-1	-	-	-
Auburn	3-2	3-2	-	-	-	-
Florida	1-1	1-1	-	-	-	-
Georgia	1-5	0-3	1-1	0-1	-	-
Kentucky	4-4	3-2	0-1	1-1	-	-
LSU	2-5	1-2	1-3	-	-	-
Mississippi	1-2	1-2	-	-	-	-
Mississippi State	5-1	2-1	3-0	-	-	-
Missouri	12-9	1-2	10-7	1-0	-	-
South Carolina	7-3	2-3	-	4-0	1-0	-
Tennessee	2-2	-	2-2	-	-	-
Texas A&M	27-8	2-1	23-7	2-0	-	-
Vanderbilt	4-3	3-3	1-0	-	-	-

RICK BARNES: WHERE & WHEN

Home: 406-86
Away: 145-177
Neutral: 97-91
at TBA: 27-11

November: 105-30
December: 162-48
January: 153-104
February: 132-99
March: 92-72
April: 0-1

ON THE BENCH



ROB LANIER

Associate Head Coach • St. Bonaventure, 1990

- Third season at Tennessee; ninth year working alongside Rick Barnes; this is his 27th season as a Division I coach (was head coach at Siena from 2001-05).
- Also has experience working as an assistant under Dave Leitao at Virginia (2006-07) and Billy Donovan at Florida (2007-11)
- Has played a role in signing eight McDonald's All-Americans, and 11 players that he either signed or coached have gone on to become NBA Draft Picks.
- A native of Buffalo, New York, he was a close friend of fellow Vols' staffer Desmond Oliver growing up.



DESMOND OLIVER

Assistant Coach • Dominican College, 1992

- Third season at Tennessee; before joining the Vols, he spent five seasons as an assistant coach at Charlotte.
- This is his 22nd season in the Division I coaching ranks; he has experience in the Atlantic 10, Big 12, Ivy League and Metro Atlantic Athletic Conference.
- Also boasts five years of previous SEC coaching experience at Georgia from 2004-09.
- A native of Buffalo, New York, he was a close friend of fellow Vols' staffer Rob Lanier growing up.



MICHAEL SCHWARTZ

Assistant Coach • Texas, 1999

- Second season at Tennessee; played two years under Barnes at Texas and was a member of the 1999 Big 12 Championship team (then became a GA on Texas' staff).
- Spent the 2015-16 season as an assistant coach and recruiting coordinator at Tulsa, helping the Golden Hurricane advance to the NCAA Tournament.
- Prior to that, he spent four seasons as the lead assistant under Rodney Terry (another Barnes pupil) at Fresno State, including one year as associate head coach.
- No stranger to the Southeast and East Coast, Schwartz spent six years on staff at Miami (Fla.) in the ACC.



GARRETT MEDENWALD

Strength & Conditioning Coach • Wisconsin-Whitewater, 2013

- Third season at Tennessee; he had three previous years of experience working alongside head coach Rick Barnes at Texas from 2012-15.
- As a football running back at UW-Whitewater, he helped lead the Warhawks to back-to-back national championships in 2010 and 2011.
- An elite powerlifter, Medenwald was a national qualifier in Olympic weightlifting and was a coach and co-founder of the UW-Whitewater Olympic Lifting Club.
- Native of Green Bay, Wisconsin (lifelong Green Bay Packers fan).



CHAD NEWMAN

Athletic Trainer • Tennessee, 1994

- 22nd season with the Tennessee basketball program.
- Under his care, the Vols have advanced to postseason play 14 times, including 10 NCAA Tournament berths and five Sweet Sixteen appearances.
- 2009 Tennessee Athletic Trainer's Society (TATS) Athletic Trainer of the Year.
- Native of Chattanooga, Tennessee



RILEY DAVIS

Director of Player Development • Texas, 2011

- Third season at Tennessee; is a Texas native.
- Had four previous years of experience as a member of Rick Barnes' basketball staff at Texas.
- Worked as a regional advance scout for the NBA's Charlotte Bobcats (now the Charlotte Hornets) in 2013-14.
- Spent the 2012-13 season as an assistant coach at Sam Houston State University in Huntsville, Texas.



MARY-CARTER EGGERT

Director of Basketball Operations • Tennessee, 2011

- A two-time Tennessee graduate, Eggert is in her third season working in a basketball operations role.
- One of only three women currently holding the role of director of basketball operations with a men's program at a "power five" conference school.
- Spent three years on UT's media relations staff, working closely with the Tennessee football program from 2012 to 2014.
- Native of Richmond, Virginia



AUBIN GOPORO

Director of Student-Athlete Development • Florida Tech, 1996

- A native of the Central African Republic, Goporo ative of joined Rick Barnes' full-time Tennessee basketball staff in June of 2017
- Coordinates community outreach and service efforts and also serves as a student-athlete mentor for personal and professional development.
- Served as the Director of Student-Athlete Development last season at the University of Louisiana at Lafayette.
- Spent 15 years at the helm of the boys basketball program at Florida Air Academy in Melbourne, Florida.



KYLE CONDON

Assistant to the Head Coach • Tennessee, 2013

- Is in his ninth overall season working with the basketball program at his alma mater (his third year in a full-time role).
- Was a student manager with the Volunteers for four years and then rose to a graduate position, which he occupied for two years.
- Boasts nine games of NCAA Tournament experience as a manager or administrative staffer.
- The native of Springfield, Virginia, is a two-time Tennessee graduate.



11 KYLE ALEXANDER

JR Forward | 6-11 | 220 | Communication Studies
Milton, Ontario, Canada | Orangeville Prep

@KyleJamal4

- **Leads all returning Vols with 82 career games played;** only grad transfer James Daniel III has more collegiate appearances (108) among players on this roster
- **Ranks sixth in the SEC with 2.50 offensive rebounds per game and seventh in blocks per game with 1.78**
- Posted back-to-back games in double digit points for the first time in his career against Missouri and Texas A&M
- Put together another strong performance with 12 points, four boards and three blocks at Missouri (1/17)
- Finished with a career-high 14 points, six rebounds and three blocks to lead the Vols to a win over Texas A&M (1/13)
- Helped the Vols earn a comeback win over #17 Kentucky (1/6) with nine points, five rebounds and a pair of steals
- Paced the Vols in rebounding during the Battle 4 Atlantis, tallying 10.3 rpg to go along with 8.3 ppg and 1.7 bpg
- Turned in his first career double-double with 13 points and 11 rebounds, both of which tied then-career highs, in UT's win over #18 Purdue (11/22)
- Was primarily a soccer and volleyball player before finally deciding to try hoops as a junior in high school; this is his fifth year playing competitive basketball
- His oldest sister, 6-4 center Kayla Alexander, played collegiately at Syracuse from 2009-13 and is the school's all-time leading scorer (2,024) and shot-blocker (350); she now plays for the WNBA's Las Vegas Stars

SEASON/CAREER HIGHS

Points

Season 14 vs. Texas A&M (1/13/18)
Career Same

Rebounds

Season 13 vs. NC State (11/24/17)
Career Same

Assists

Season 3 at Wake Forest (12/23/17)
Career Same

Blocks

Season 4 (2x), last vs. Lipscomb (12/9/17)
Career 6 at TCU (1/30/16)

Steals

Season 2 (3x), last vs. Kentucky (1/6/18)
Career 2 (5x), last vs. Kentucky (1/6/18)

Minutes

Season 30 vs. Texas A&M (1/13/18)
Career 31 at TCU (1/30/16)

Field Goals Made

Season 6 (2x), last at Missouri (1/17/18)
Career Same

Field Goals Attempted

Season 9 vs. Purdue (11/22/17)
Career Same

3-Pt. Field Goals Made

Season 1 vs. Purdue (11/22/17)
Career 1 (2x), last vs. Purdue (11/22/17)

3-Pt. Field Goals Attempted

Season 1 vs. Purdue (11/22/17)
Career 1 (7x), last vs. Purdue (11/22/17)

Free Throws Made

Season 3 vs. Kentucky (1/6/18)
Career 5 vs. Chattanooga (11/11/16)

Free Throws Attempted

Season 5 (2x), last vs. Kentucky (1/6/18)
Career 8 vs. Chattanooga (11/11/16)

2017-18 GAME-BY-GAME STATS

OPPONENT	DATE	St	MIN	FG-FGA	PCT	3FG-FGA	PCT	FT-FTA	PCT	OFF DEF TOT	PF	A	T/O	BLK	STL	PTS
Presbyterian	11/10/17	f	17	2-3	.667	0-0	.000	0-1	.000	2 2 4	5	0	1	1	0	4
High Point	11/14/17	f	15	1-1	1.000	0-0	.000	1-2	.500	4 3 7	1	0	1	2	0	3
vs. Purdue	11/22/17	f	29	6-9	.667	1-1	1.000	0-0	.000	5 6 11	4	1	1	1	2	13
vs. Villanova	11/23/17	f	14	2-2	1.000	0-0	.000	0-0	.000	4 3 7	3	0	1	0	0	4
vs. NC State	11/24/17	f	29	3-7	.429	0-0	.000	2-5	.400	7 6 13	2	0	1	4	2	8
Mercer	11/29/17	f	15	0-1	.000	0-0	.000	1-2	.500	1 2 3	2	1	0	1	0	1
at Georgia Tech	12/3/17	f	25	3-5	.600	0-0	.000	1-2	.500	2 9 11	5	0	1	3	1	7
Lipscomb	12/9/17	f	20	2-4	.500	0-0	.000	2-2	1.000	1 2 3	1	1	0	4	1	6
North Carolina	12/17/17	f	19	2-3	.667	0-0	.000	1-2	.500	3 1 4	2	0	0	3	0	5
Furman	12/20/17	f	11	0-0	.000	0-0	.000	2-2	1.000	1 3 4	0	0	0	0	0	2
at Wake Forest	12/23/17	f	23	5-6	.833	0-0	.000	1-1	1.000	1 3 4	1	3	0	2	0	11
at Arkansas	12/30/17	f	22	2-2	1.000	0-0	.000	0-0	.000	2 4 6	5	0	1	1	0	4
Auburn	1/2/18	f	20	1-1	1.000	0-0	.000	0-0	.000	3 3 6	1	2	1	1	1	2
Kentucky	1/6/18	f	24	3-3	1.000	0-0	.000	3-5	.600	2 3 5	4	0	0	1	2	9
at Vanderbilt	1/9/18	f	11	0-0	.000	0-0	.000	0-0	.000	0 0 0	4	0	0	0	0	0
Texas A&M	1/13/18	f	30	5-6	.833	0-0	.000	4-4	1.000	3 3 6	0	1	1	3	1	14
at Missouri	1/17/18	f	22	6-6	1.000	0-0	.000	0-0	.000	3 1 4	3	0	1	3	0	12
at South Carolina	1/20/18	f	14	1-1	1.000	0-0	.000	1-1	1.000	1 2 3	2	0	0	2	0	3
Vanderbilt	1/23/18															
at Iowa State	1/27/18															
LSU	1/31/18															
Ole Miss	2/3/18															
at Kentucky	2/6/18															
at Alabama	2/10/18															
South Carolina	2/13/18															
at Georgia	2/17/18															
Florida	2/21/18															
at Ole Miss	2/24/18															
at Mississippi State	2/27/18															
Georgia	3/3/18															

■ PRODUCTION TRACKER

	Last Season	This Season	Career
Scored 5+ Points	12	9	24
Scored 10+ Points	1	4	5
Had 5+ Rebounds	12	9	30
Had 10+ Rebounds	-	3	4
Led the Vols in Rebounds	5	3	12
Had a Double-Double	-	1	1
Had Multiple Blocks	9	9	25
Led the Vols in Blocks	10	12	32
Had Multiple Steals	1	3	5
Had Multiple Dunks	1	2	3



CAREER STATS

	GP-GS	Min	Avg	FG-A	Pct	3FG-A	Pct	FT-A	Pct	Off-Def-Rebs	Avg	PF-FO	Ast	TO	Blk	Stl	Pts	Avg
2015-16	32-11	391	12.2	16-37	.432	0-0	.000	21-32	.656	49-52-101	3.2	55-0	2	14	31	5	53	1.7
2016-17	32-23	447	14.0	41-88	.466	1-6	.167	22-44	.500	57-72-129	4.0	53-0	6	15	33	6	105	3.3
2017-18	18-18	360	20.0	44-60	.733	1-1	1.000	19-29	.655	45-56-101	5.6	45-3	9	10	32	10	108	6.0
TOTAL	82-52	1198	14.6	101-185	.546	2-7	.286	62-105	.590	151-180-331	4.0	153-3	17	39	96	21	266	3.2

JORDAN BONE

SO Guard | 6-3 | 176 | Recreation and Sport Management
Nashville, Tenn. | The Ensworth School



@JordanBone23

- Knocked down a pair of threes to score eight points and help the Vols defeat Vanderbilt on the road (1/9)
- Dropped season-highs in points (21) and rebounds (6) to go along with five assists at Arkansas (12/30)
- Used his elite speed to take over the second half at Wake Forest (12/23), dropping 12 points while dishing out five assists to jumpstart UT's offense
- Capped off the Battle 4 Atlantis with a 13-point performance to help the Vols defeat NC State (11/24)
- Recorded his best scoring output last season in his homecoming, tallying a career-best 23 points in UT's win at Vanderbilt
- Missed nine non-conference games last season with a stress fracture in his left foot
- According to Rick Barnes, Bone's speed is elite and is on par with that of former Barnes pupil and National Player of the Year T.J. Ford
- His older brother, Josh Bone, was a two-year letterman for the Vol from 2009-11 and was a contributor on UT's 2010 Elite Eight team

SEASON/CAREER HIGHS

Points

Season 21 at Arkansas (12/30/17)
Career 23 at Vanderbilt (1/14/17)

Rebounds

Season 6 at Arkansas (12/30/17)
Career 8 at Mississippi State (2/4/17)

Assists

Season 6 vs. Lipscomb (12/9/17)
Career 8 vs. Appalachian State (11/15/16)

Blocks

Season 1 at Georgia Tech (12/3/17)
Career Same

Steals

Season 3 vs. Presbyterian (11/10/17)
Career 3 (3x) last vs. Presbyterian (11/10/17)

Minutes

Season 38 at Arkansas (12/30/17)
Career Same

Field Goals Made

Season 7 at Arkansas (12/30/17)
Career 8 (2x), last at Vanderbilt (1/14/17)

Field Goals Attempted

Season 16 at Arkansas (12/30/17)
Career Same

3-Pt. Field Goals Made

Season 2 (3x), last at Arkansas (12/30/17)
Career 4 (2x), last vs. Georgia (3/9/17)

3-Pt. Field Goals Attempted

Season 6 vs. Auburn (1/2/18)
Career 6 (2x), last vs. Auburn (1/2/18)

Free Throws Made

Season 6 at Georgia Tech (12/3/17)
Career Same

Free Throws Attempted

Season 8 at Georgia Tech (12/3/17)
Career Same

2017-18 GAME-BY-GAME STATS

OPPONENT	DATE	St	MIN	FG-FGA	PCT	3FG-FGA	PCT	FT-FTA	PCT	OFF DEF TOT	PF	A	T/O	BLK	STL	PTS
Presbyterian	11/10/17		16	2-5	.400	1-1	1.000	4-4	1.000	0 0 0	0	4	0	0	3	9
High Point	11/14/17	g	22	6-8	.750	2-3	.667	2-2	1.000	2 2 4	3	2	6	0	0	16
vs. Purdue	11/22/17	g	29	1-10	.100	1-2	.500	1-2	.500	1 1 2	0	3	2	0	2	4
vs. Villanova	11/23/17	g	15	1-3	.333	0-1	.000	2-2	1.000	0 2 2	3	4	1	0	0	4
vs. NC State	11/24/17	g	22	3-5	.600	2-3	.667	5-6	.833	1 1 2	1	2	2	0	2	13
Mercer	11/29/17	g	19	0-3	.000	0-2	.000	2-2	1.000	0 0 0	1	4	1	0	0	2
at Georgia Tech	12/3/17	g	26	0-4	.000	0-2	.000	6-8	.750	0 0 0	1	4	1	1	1	6
Lipscomb	12/9/17	g	23	2-3	.667	1-1	1.000	0-0	.000	0 1 1	1	6	1	0	0	5
North Carolina	12/17/17	g	26	4-9	.444	0-3	.000	2-2	.000	3 1 4	0	4	2	0	1	10
Furman	12/20/17	g	24	0-5	.000	0-1	.000	1-2	.500	0 0 0	1	1	0	0	1	1
at Wake Forest	12/23/17	g	30	5-11	.455	0-2	.000	2-2	1.000	0 0 0	2	5	3	0	1	12
at Arkansas	12/30/17	g	38	7-16	.438	2-3	.667	5-6	.833	0 6 6	1	5	1	0	1	21
Auburn	1/2/18	g	32	6-13	.462	3-6	.500	3-4	.750	0 2 2	2	2	1	0	0	18
Kentucky	1/6/18	g	9	2-3	.667	1-1	1.000	0-0	.000	0 0 0	0	1	1	0	0	5
at Vanderbilt	1/9/18	g	25	3-5	.600	2-3	.667	0-0	.000	0 3 3	3	2	0	0	0	8
Texas A&M	1/13/18	g	27	3-7	.429	0-2	.000	4-4	1.000	1 2 3	0	4	2	0	2	10
at Missouri	1/17/18	g	24	0-6	.000	0-1	.000	1-2	.000	0 2 2	1	3	0	0	1	1
at South Carolina	1/20/18	g	16	1-3	.333	0-0	.000	0-0	.000	0 1 1	2	1	3	0	0	2
Vanderbilt	1/23/18															
at Iowa State	1/27/18															
LSU	1/31/18															
Ole Miss	2/3/18															
at Kentucky	2/6/18															
at Alabama	2/10/18															
South Carolina	2/13/18															
at Georgia	2/17/18															
Florida	2/21/18															
at Ole Miss	2/24/18															
at Mississippi State	2/27/18															
Georgia	3/3/18															

■ PRODUCTION TRACKER

	Last Season	This Season	Career
Scored 10+ Points	5	7	12
Scored 15+ Points	3	3	6
Scored 20+ Points	2	1	3
Led the Vols in Scoring	4	2	6
Had 5+ Assists	6	3	9
Led the Vols in Assists	8	7	15
Had Multiple Steals	4	4	8
Had 3+ Steals	2	1	3
Led the Vols in Steals	4	3	7
Made Multiple 3-Pointers	3	5	8
Had a Positive Assist/TO Ratio	15	14	29



CAREER STATS

	GP-GS	Min	Avg	FG-A	Pct	3FG-A	Pct	FT-A	Pct	Off-Def-Rebs	Avg	PF-FO	Ast	TO	Blk	Stl	Pts	Avg
2016-17	23-17	450	19.6	61-164	.372	14-46	.304	30-39	.769	6-33-39	1.7	29-0	66	32	0	12	166	7.2
2017-18	18-17	423	23.5	46-119	.387	15-37	.405	40-48	.833	8-24-32	1.8	22-0	57	27	1	15	147	8.2
TOTAL	41-34	873	21.3	107-283	.378	29-83	.349	70-87	.805	14-57-71	1.7	51-0	123	59	1	27	313	7.6

23 JORDAN BOWDEN

SO Guard | 6-5 | 185 | Sociology
Knoxville, Tenn. | 22 Feet Academy (S.C.)

@JordyBow3

- Is shooting an impressive .517 (30-of-58) from 3-point range through 18 games and has made multiple threes in 10 of UT's contests thus far
- Tennessee is 5-0 this season when he scores at least 15 points
- Is 32-for-40 from the free-throw line this season, including a perfect 14-for-14 in the final four minutes and OT
- Paced the Vols with his 15 points, six rebounds and career-high-tying three steals to down Texas A&M (1/13)
- Dropped 17 points on a perfect 5-of-5 performance from deep at Wake Forest (12/23)
- Turned in a career-high-tying 21 points to go along with a season-high six boards (all offensive) in UT's comeback win over Furman (12/20)
- Averaged 7.7 ppg, 2.7 rbg and 2.3 apg in 29.7 minutes a game and posed as one of UT's most solidified defenders during the Battle 4 Atlantis
- His length and quickness make him a dangerous perimeter defender
- Graduate of Carter High School was the first Knox County product to sign with UT as a freshman since Doug Roth (from Karns High School) in 1985

SEASON/CAREER HIGHS

Points

Season 21 vs. Furman (12/20/17)
Career 21 (2x), last vs. Furman (12/20/17)

Rebounds

Season 6 (3x), last vs. Texas A&M (1/13/18)
Career 7 (2x), last vs. Ole Miss (2/8/17)

Assists

Season 3 (5x), last at South Carolina (1/20/18)
Career 6 vs. Alabama (3/4/17)

Blocks

Season 2 at Wake Forest (12/23/17)
Career Same

Steals

Season 3 (2x), last vs. Texas A&M (1/13/18)
Career 3 (5x), last vs. Texas A&M (1/13/18)

Minutes

Season 36 vs. Villanova (11/23/17)
Career 36 (2x), last vs. Villanova (11/23/17)

Field Goals Made

Season 7 vs. Mercer (11/29/17)
Career 7 (2x), last vs. Mercer (11/29/17)

Field Goals Attempted

Season 10 vs. Mercer (11/29/17)
Career 16 at Ole Miss (1/17/17)

3-Pt. Field Goals Made

Season 5 at Wake Forest (12/23/17)
Career 5 (2x), last at Wake Forest (12/23/17)

3-Pt. Field Goals Attempted

Season 7 vs. Villanova (11/23/17)
Career 10 vs. Presbyterian (12/6/16)

Free Throws Made

Season 8 vs. Lipscomb (12/9/17)
Career Same

Free Throws Attempted

Season 9 vs. Furman (12/20/17)
Career 9 (3x), last vs. Furman (12/20/17)

2017-18 GAME-BY-GAME STATS

OPPONENT	DATE	St	MIN	FG-FGA	PCT	3FG-FGA	PCT	FT-FTA	PCT	OFF DEF TOT	PF	A	T/O	BLK	STL	PTS
Presbyterian	11/10/17	g	22	6-7	.857	3-3	1.000	0-0	.000	2 3 5	1	2	1	1	1	15
High Point	11/14/17	g	22	3-5	.600	2-4	.500	0-0	.000	0 4 4	3	0	1	1	0	8
vs. Purdue	11/22/17	g	26	2-7	.286	0-1	.000	0-0	.000	0 3 3	3	1	0	0	0	4
vs. Villanova	11/23/17	g	36	3-7	.429	3-7	.429	0-2	.000	2 0 2	3	3	2	0	0	9
vs. NC State	11/24/17	g	27	3-5	.600	2-3	.667	2-2	1.000	0 3 3	2	3	1	0	3	10
Mercer	11/29/17	g	27	7-10	.700	4-5	.800	0-0	.000	0 4 4	3	2	1	0	1	18
at Georgia Tech	12/3/17	g	31	3-5	.600	2-2	1.000	2-2	1.000	3 0 3	3	2	1	0	1	10
Lipscomb	12/9/17	g	21	0-5	.000	0-2	.000	8-8	1.000	1 2 3	2	2	1	1	0	8
North Carolina	12/17/17	g	27	3-7	.429	2-3	.667	4-4	1.000	1 2 3	4	1	0	0	2	12
Furman	12/20/17	g	30	6-14	.429	3-7	.429	6-9	.667	6 0 6	1	3	1	0	0	21
at Wake Forest	12/23/17	g	28	5-5	1.000	5-5	1.000	2-2	1.000	0 3 3	2	1	1	2	1	17
at Arkansas	12/30/17	g	22	3-5	.600	0-0	.000	1-3	.333	1 1 2	5	2	2	0	0	7
Auburn	1/2/18	g	24	0-4	.000	0-1	.000	1-2	.500	0 6 6	3	3	2	0	0	1
Kentucky	1/6/18	g	21	1-7	.142	1-3	.333	4-4	1.000	0 3 3	0	0	1	0	1	7
at Vanderbilt	1/9/18	g	33	4-7	.571	1-1	1.000	3-3	1.000	1 2 3	2	2	0	0	2	12
Texas A&M	1/13/18	g	28	4-8	.500	2-4	.500	5-5	1.000	2 4 6	1	1	1	0	3	15
at Missouri	1/17/18	g	30	1-7	.143	0-5	.000	0-1	.000	1 4 5	0	1	0	0	1	2
at South Carolina	1/20/18	g	13	0-3	.000	0-2	.000	0-2	.000	0 0 0	3	3	3	0	2	0
Vanderbilt	1/23/18															
at Iowa State	1/27/18															
LSU	1/31/18															
Ole Miss	2/3/18															
at Kentucky	2/6/18															
at Alabama	2/10/18															
South Carolina	2/13/18															
at Georgia	2/17/18															
Florida	2/21/18															
at Ole Miss	2/24/18															
at Mississippi State	2/27/18															
Georgia	3/3/18															

■ PRODUCTION TRACKER

	Last Season	This Season	Career
Scored 5+ Points	21	14	35
Scored 10+ Points	10	9	19
Had Multiple Assists	12	11	23
Led the Vols in Assists	3	2	5
Had Multiple Steals	8	5	13
Had 3+ Steals	3	2	5
Led the Vols in Steals	9	6	15
Had Multiple Blocks	-	1	1
Made Multiple 3-Pointers	11	10	21
Had a Positive Assist/TO Ratio	12	12	24
Had Multiple Dunks	-	-	-



CAREER STATS

	GP-GS	Min	Avg	FG-A	Pct	3FG-A	Pct	FT-A	Pct	Off-Def-Rebs	Avg	PF-FO	Ast	TO	Blk	Stl	Pts	Avg
2016-17	30-28	683	22.8	75-202	.371	35-111	.315	53-63	.841	24-63-87	2.9	62-1	40	22	5	27	238	7.9
2017-18	18-18	468	26.0	54-118	.458	30-58	.517	38-49	.776	20-44-64	3.6	41-1	32	19	5	18	176	9.8
TOTAL	48-46	1151	24.0	129-320	.403	65-169	.385	91-112	.813	44-107-151	3.1	103-2	72	41	10	45	414	8.6

24 LUCAS CAMPBELL

JR Guard | 6-4 | 186 | Supply Chain Management
Knoxville, Tenn. | Christian Academy of Knoxville

@LucasCampbell11

- Tied his career-high for scoring (3 points) and set a new high for assists (2) in the win over Presbyterian (11/10)
- Has gained local notoriety for his energy and emotion on the bench
- Saw action in three games during his sophomore year; each of his four total points came at the free-throw line
- Enrolled at Tennessee in the fall of 2015 and was a member of the track and field team before joining the basketball team as a walk-on on Oct. 7, 2016
- Knoxville native was an AAU teammate of current Vols forward John Fulkerson
- As a senior in high school, he earned District 4-AA MVP honors in basketball, and he was the bronze medalist in the long jump at the Class A-AA state track & field championships
- One of three walk-ons on the team, along with junior Brad Woodson and redshirt freshman Jacob Fleschman

SEASON/CAREER HIGHS

Points

Season 3 vs. Presbyterian (11/10/17)
Career 3 (2x), last vs. Presbyterian (11/10/17)

Rebounds

Season 1 vs. High Point (11/14/17)
Career 1 (2x), last vs. High Point (11/14/17)

Assists

Season 2 vs. Presbyterian (11/10/17)
Career Same

Blocks

Season -
Career -

Steals

Season -
Career -

Minutes

Season 3 vs. Presbyterian (11/10/17)
Career 4 vs. Auburn (3/9/16)

Field Goals Made

Season 1 vs. Presbyterian (11/10/17)
Career 1 (2x), last vs. Presbyterian (11/10/17)

Field Goals Attempted

Season 1 vs. Presbyterian (11/10/17)
Career 3 vs. Auburn (3/9/16)

3-Pt. Field Goals Made

Season -
Career 1 vs. Auburn (3/9/16)

3-Pt. Field Goals Attempted

Season -
Career 2 vs. Auburn (3/9/16)

Free Throws Made

Season 1 vs. Presbyterian (11/10/17)
Career 2 (2x), last vs. Missouri (2/18/17)

Free Throws Attempted

Season 1 vs. Presbyterian (11/10/17)
Career 3 (2x), last vs. Missouri (2/18/17)

2017-18 GAME-BY-GAME STATS

OPPONENT	DATE	St	MIN	FG-FGA	PCT	3FG-FGA	PCT	FT-FTA	PCT	OFF DEF TOT	PF	A	T/O	BLK	STL	PTS
Presbyterian	11/10/17	3	1-1	1.000	1-1	1.000	0-0	.000	0 0 0	0 0 0	0	2	0	0	0	3
High Point	11/14/17	2	0-0	.000	0-0	.000	0-0	.000	0 1 1	0 0 0	0	0	0	0	0	0
vs. Purdue	11/22/17							DNP								
vs. Villanova	11/23/17							DNP								
vs. NC State	11/24/17							DNP								
Mercer	11/29/17							DNP								
at Georgia Tech	12/3/17							DNP								
Lipscomb	12/9/17							DNP								
North Carolina	12/17/17							DNP								
Furman	12/20/17							DNP								
at Wake Forest	12/23/17							DNP								
at Arkansas	12/30/17							DNP								
Auburn	1/2/18							DNP								
Kentucky	1/6/18							DNP								
at Vanderbilt	1/9/18							DNP								
Texas A&M	1/13/18							DNP								
at Missouri	1/17/18							DNP								
at South Carolina	1/20/18							DNP								
Vanderbilt	1/23/18															
at Iowa State	1/27/18															
LSU	1/31/18															
Ole Miss	2/3/18															
at Kentucky	2/6/18															
at Alabama	2/10/18															
South Carolina	2/13/18															
at Georgia	2/17/18															
Florida	2/21/18															
at Ole Miss	2/24/18															
at Mississippi State	2/27/18															
Georgia	3/3/18															



CAREER STATS

	GP-GS	Min	Avg	FG-A	Pct	3FG-A	Pct	FT-A	Pct	Off-Def-Rebs	Avg	PF-FO	Ast	TO	Blk	Stl	Pts	Avg
2015-16	4-0	8	2.0	1-3	.333	1-2	.500	0-0	.000	0-1-1	0.3	1-0	0	1	0	0	3	0.8
2016-17	3-0	5	1.7	0-0	.000	0-0	.000	4-6	.667	0-0-0	0.0	0-0	0	0	0	0	4	1.3
2017-18	2-0	5	2.5	1-1	1.000	1-1	1.000	0-0	.000	0-1-1	0.5	0-0	2	0	0	0	3	1.5
TOTAL	9-0	18	2.0	2-4	.500	2-3	.667	4-6	.667	0-2-2	0.2	1-0	2	1	0	0	10	1.1

3 JAMES DANIEL III

RS-SR Guard | 6-0 | 172 | Agricultural Leadership (graduate studies)
| Hampton, Va. | Howard University



VOLScholar



SEASON/CAREER HIGHS

Points

Season 17 at Arkansas (12/30/17)
Career 39 vs. William & Mary (11/8/15)*

Rebounds

Season 4 (2x), last at Missouri (1/17/18)
Career 6 (2x), last at UMES (2/1/16)*

Assists

Season 10 (2x), last vs. Mercer (11/29/17)
Career Same

Blocks

Season 2 vs. High Point (11/14/17)
Career Same

Steals

Season 2 (4x), last at South Carolina (1/20/18)
Career 9 at Massachusetts (11/14/15)*

Minutes

Season 35 at Arkansas (12/30/17)
Career 49 (2x), last vs. Norfolk St. (2/6/16)*

Field Goals Made

Season 5 at Arkansas (12/30/17)
Career 13 vs. Radford (12/12/15)*

Field Goals Attempted

Season 11 vs. Lipscomb (12/9/17)
Career 36 vs. Radford (12/12/15)*

3-Pt. Field Goals Made

Season 4 (2x), last vs. North Carolina (12/17/17)
Career 7 at N.C. Central (12/7/15)*

3-Pt. Field Goals Attempted

Season 9 vs. Lipscomb (12/9/17)
Career 13 (3x), last vs. Florida A&M (1/4/17)*

Free Throws Made

Season 4 (2x), last at Arkansas (12/30/17)
Career 17 at Coppin St. (2/13/16)*

Free Throws Attempted

Season 5 (2x), last at Arkansas (12/30/17)
Career 24 vs. Hampton (2/22/14)*

*at Howard University

@jayd3__

- He is Division I's second-leading active career scorer, having totaled 2,049 points
- Ranks fourth in the SEC and 37th nationally with an impressive +2.74 assist/turnover ratio
- For the first time in his collegiate career, he has more assists (63) than he does made field goals (34)
- Has adjusted well from being a volume shooter (green-light guy) to playing a facilitator role within UT's system
- Came off the bench to drop a season-high 17 points, four assists and a pair of rebounds and steals at Arkansas (12/30)
- Eclipsed the 2,000-point mark with a stepback jumper in UT's win over Furman (12/20); also his 100th career game
- Posted 14 points behind four treys to go with three assists and no turnovers vs. UNC (12/17)
- Finished with nine points and 10 assists in win vs. Mercer (11/19), becoming the first Vol with multiple games of 10+ assists in a single season since 1993-94 (LaMarcus Golden; 12 vs. UT-Martin (11/26/93), 14 at South Carolina (1/19/94).
- Tallied career-highs in assists (10) and blocks (2) in win over High Point (11/14); became the first Vol to record 10 assists in nearly six years – since Trae Golden had 11 versus ULM on Nov. 16, 2011.
- Led the country in scoring at 27.1 points per game in 2015-16, ultimately earning MEAC Player of the Year honors and honorable mention All-America distinction
- Earned his bachelor's degree in Sociology from Howard in May and enrolled at UT in June

2017-18 GAME-BY-GAME STATS

OPPONENT	DATE	St	MIN	FG-FGA	PCT	3FG-FGA	PCT	FT-FTA	PCT	OFF DEF TOT	PF	A	T/O	BLK	STL	PTS
Presbyterian	11/10/17	g	14	1-1	1.000	0-0	.000	0-1	.000	0 3 3	1	2	0	0	0	2
High Point	11/14/17		28	1-4	.000	1-4	.000	1-2	.500	0 0 0	4	10	0	2	2	4
vs. Purdue	11/22/17		13	0-2	.000	0-0	.000	2-2	1.000	0 0 0	3	3	3	0	1	2
vs. Villanova	11/23/17		20	4-9	.444	1-3	.333	1-2	.500	0 1 1	4	1	2	0	1	10
vs. NC State	11/24/17		24	2-7	.286	1-5	.200	4-5	.800	0 2 2	2	2	2	1	1	9
Mercer	11/29/17	g	23	3-5	.600	3-5	.600	0-0	.000	0 2 2	3	10	0	0	2	9
at Georgia Tech	12/3/17		15	1-5	.200	1-3	.333	0-0	.000	0 0 0	2	2	0	0	0	3
Lipscomb	12/9/17		23	4-11	.364	4-9	.444	0-2	.000	0 4 4	3	2	2	0	1	12
North Carolina	12/17/17		20	4-6	.667	4-6	.667	2-2	1.000	0 2 2	4	3	0	0	0	14
Furman	12/20/17		27	2-6	.333	1-4	.250	3-4	.750	0 1 1	3	4	0	0	0	8
at Wake Forest	12/23/17		19	1-4	.250	1-3	.333	0-0	.000	1 1 2	2	1	3	0	1	3
at Arkansas	12/30/17		35	5-10	.500	3-7	.429	4-5	.800	0 2 2	2	4	2	0	2	17
Auburn	1/2/18		20	0-4	.000	0-4	.000	0-0	.000	0 1 1	3	2	1	0	0	0
Kentucky	1/6/18		27	1-3	.333	1-3	.333	0-0	.000	1 2 3	2	6	1	0	0	3
at Vanderbilt	1/9/18		24	2-4	.500	1-2	.500	2-2	1.000	0 1 1	5	4	2	0	0	7
Texas A&M	1/13/18		14	1-4	.250	0-2	.000	2-3	.667	0 0 0	2	3	3	0	0	4
at Missouri	1/17/18		23	2-4	.500	2-3	.667	1-2	.500	4 0 4	1	3	2	0	1	7
at South Carolina	1/20/18		22	0-2	.000	0-1	.000	2-2	1.000	0 0 0	1	1	0	1	2	2
Vanderbilt	1/23/18															
at Iowa State	1/27/18															
LSU	1/31/18															
Ole Miss	2/3/18															
at Kentucky	2/6/18															
at Alabama	2/10/18															
South Carolina	2/13/18															
at Georgia	2/17/18															
Florida	2/21/18															
at Ole Miss	2/24/18															
at Mississippi State	2/27/18															
Georgia	3/3/18															

■ PRODUCTION TRACKER

	Last Season	This Season	Career
Scored 10+ Points	2	4	89
Scored 15+ Points	1	1	75
Scored 20+ Points	1	-	54
Led the Vols in Scoring	-	-	-
Had 5+ Assists	-	4	15
Led the Vols in Assists	-	6	6
Had a Positive Assist/TO Ratio	1	12	35
Had Multiple Steals	1	4	54
Had 3+ Steals	-	-	18
Led the Vols in Steals	-	4	4
Made Multiple 3-Pointers	2	5	74



CAREER STATS

	GP-GS	Min	Avg	FG-A	Pct	3FG-A	Pct	FT-A	Pct	Off-Def-Rebs	Avg	PF-FO	Ast	TO	Blk	Stl	Pts	Avg
13-14*	28-26	891	31.8	155-421	.368	91-231	.394	186-233	.798	69	2.5	64-0	44	93	1	37	587	21.0
14-15*	30-30	972	32.4	140-414	.338	68-238	.286	152-186	.817	65	2.2	56-1	81	108	0	55	500	16.7
15-16*	30-29	1115	37.2	226-582	.388	80-241	.332	280-331	.846	66	2.2	62-0	84	123	7	62	812	27.1
16-17*	2-2	71	35.5	11-35	.314	6-21	.286	6-9	.667	5	2.5	2-0	8	6	0	3	34	17.0
2017-18	18-2	391	21.7	34-91	.374	24-64	.375	24-34	.706	6-22-28	1.6	47-1	63	23	4	14	116	6.4
TOTAL	108-89	3440	31.9	566-1543	.367	269-795	.338	648-793	.817	60-173-233	2.2	231-2	280	353	12	171	2049	19.0

*at Howard University

32 CHRIS DARRINGTON

JR Guard | 6-1 | 179 | Communication Studies
Toledo, Ohio | Vincennes University (Ind.)



@Chris_Darrington

- Battled an ankle injury early on but has scored multiple points in 12 games this season
- Enjoyed his most productive game in Tennessee's win over Lipscomb (12/9), as his 11 points, five assists and three rebounds were all season-highs
- Dropped six points behind a pair of threes in UT's win over NC State (11/24)
- Made his Big Orange debut in UT's opening win over Presbyterian (11/10), logging four points, three assists, no turnovers and a steal
- Missed both of UT's exhibition games while nursing an ankle injury
- Had the top scoring average on the team during Tennessee's three-game European exhibition tour, averaging 14.3 points per game
- Earned first-team NJCAA Division I All-America honors last season after averaging 20.7 points and 5.1 assists
- Attempted 245 free throws last season—third-most in NJCAA—and shot .804 at the foul line
- Plays with a chip on his shoulder and prides himself on being "just a kid from Toledo."
- Was named Ohio's Mr. Basketball, District Player of the Year and first-team All-Ohio as a HS senior in 2014-15

SEASON/CAREER HIGHS

Points

Season 11 vs. Lipscomb (12/9/17)
Career Same

Rebounds

Season 3 vs. Lipscomb (12/9/17)
Career Same

Assists

Season 5 vs. Lipscomb (12/9/17)
Career Same

Blocks

Season -
Career -

Steals

Season 1 (6x), last at Arkansas (12/30/17)
Career Same

Minutes

Season 20 vs. Mercer (11/29/17)
Career Same

Field Goals Made

Season 3 vs. Lipscomb (12/9/17)
Career Same

Field Goals Attempted

Season 6 vs. Lipscomb (12/9/17)
Career Same

3-Pt. Field Goals Made

Season 2 vs. NC State (11/24/17)
Career Same

3-Pt. Field Goals Attempted

Season 4 vs. Mercer (11/29/17)
Career Same

Free Throws Made

Season 5 vs. Lipscomb (12/9/17)
Career Same

Free Throws Attempted

Season 6 vs. Lipscomb (12/9/17)
Career Same

2017-18 GAME-BY-GAME STATS

OPPONENT	DATE	St	MIN	FG-FGA	PCT	3FG-FGA	PCT	FT-FTA	PCT	OFF DEF TOT	PF	A	T/O	BLK	STL	PTS
Presbyterian	11/10/17	15	2-4	.500	0-1	.000	0-0	.000	0	0	0	1	3	0	0	4
High Point	11/14/17	15	2-3	.667	1-1	1.000	2-2	1.000	0	1	1	1	2	1	0	7
vs. Purdue	11/22/17	15	1-5	.200	0-0	.000	2-2	1.000	0	2	2	0	1	1	0	4
vs. Villanova	11/23/17	8	1-2	.500	0-0	.000	0-0	.000	1	0	1	0	0	1	0	2
vs. NC State	11/24/17	11	2-3	.667	2-2	1.000	0-0	.000	0	0	0	0	0	0	0	6
Mercer	11/29/17	20	2-5	.400	1-4	.250	2-2	1.000	0	0	0	1	1	0	0	7
at Georgia Tech	12/3/17	13	2-3	.667	0-1	.000	0-0	.000	0	0	0	0	1	2	0	4
Lipscomb	12/9/17	19	3-6	.500	0-2	.000	5-6	.833	1	2	3	2	5	1	0	11
North Carolina	12/17/17	12	1-4	.250	1-2	.500	0-0	.000	0	0	0	1	1	1	0	3
Furman	12/20/17	13	0-2	.000	0-0	.000	0-0	.000	0	1	1	0	1	0	0	0
at Wake Forest	12/23/17	5	0-2	.000	0-1	.000	2-2	1.000	0	0	0	0	0	1	0	2
at Arkansas	12/30/17	9	1-4	.250	0-2	.000	2-4	.500	0	1	1	1	0	1	0	4
Auburn	1/2/18	11	1-2	.500	0-0	.000	1-2	.500	0	1	1	2	2	1	0	3
Kentucky	1/6/18							DNP								
at Vanderbilt	1/9/18	3	0-0	.000	0-0	.000	0-0	.000	0	0	0	1	0	0	0	0
Texas A&M	1/13/18							DNP								
at Missouri	1/17/18	1	0-0	.000	0-0	.000	0-0	.000	0	0	0	0	0	0	0	0
at South Carolina	1/20/18	3	0-0	.000	0-0	.000	0-0	.000	0	2	2	2	0	1	0	0
Vanderbilt	1/23/18															
at Iowa State	1/27/18															
LSU	1/31/18															
Ole Miss	2/3/18															
at Kentucky	2/6/18															
at Alabama	2/10/18															
South Carolina	2/13/18															
at Georgia	2/17/18															
Florida	2/21/18															
at Ole Miss	2/24/18															
at Mississippi State	2/27/18															
Georgia	3/3/18															

■ PRODUCTION TRACKER

	This Season
Scored 5+ Points	4
Scored 10+ Points	1
Scored 15+ Points	-
Led the Vols in Scoring	-
Led the Vols in 3-Pointers (Made)	1
Made Multiple 3-Pointers	1
Led the Vols in Steals	1
Had 5+ Rebounds	-
Had Multiple Assists	4
Had Multiple Steals	-
Had Multiple Blocks	-



CAREER STATS

	GP-GS	Min	Avg	FG-A	Pct	3FG-A	Pct	FT-A	Pct	Off-Def-Rebs	Avg	PF-FO	Ast	TO	Blk	Stl	Pts	Avg
2017-18	16-0	173	10.8	18-45	.400	5-18	.278	16-20	.800	2-10-12	0.8	12-0	17	11	0	6	57	3.6
TOTAL	16-0	173	10.8	18-45	.400	5-18	.278	16-20	.800	2-10-12	0.8	12-0	17	11	0	6	57	3.6

4 JACOB FLESCHEMAN

RS-FR Guard | 6-3 | 168 | Business Administration
Austin, Texas | Westlake High School



@jfleschman4

- Played the final three minutes of UT's season-opening win over Presbyterian (11/10) and then made a two-minute appearance vs. High Point (11/14)
- Grabbed one rebound in three minutes off the bench during UT's exhibition win over Carson-Newman (11/2)
- Redshirted last season
- Is an extremely accurate shooter
- Known to his teammates by his nickname, "Black" or "Blackjack"
- Ranked among the top five in free-throw percentage in all of Central Texas as both a junior and senior
- Westlake has produced several high-profile athletes, including NFL quarterbacks Drew Brees and Nick Foles and MLB pitcher Huston Street
- One of three walk-ons on the team, along with juniors Lucas Campbell and Brad Woodson

SEASON/CAREER HIGHS

Points

Season -
Career -

Rebounds

Season -
Career -

Assists

Season -
Career -

Blocks

Season -
Career -

Steals

Season -
Career -

Minutes

Season 3 vs. Presbyterian (11/10/17)
Career Same

Field Goals Made

Season -
Career -

Field Goals Attempted

Season -
Career -

3-Pt. Field Goals Made

Season -
Career -

3-Pt. Field Goals Attempted

Season -
Career -

Free Throws Made

Season -
Career -

Free Throws Attempted

Season -
Career -

2017-18 GAME-BY-GAME STATS

OPPONENT	DATE	St	MIN	FG-FGA	PCT	3FG-FGA	PCT	FT-FTA	PCT	OFF DEF TOT	PF	A	T/O	BLK	STL	PTS
Presbyterian	11/10/17	3		0-0	.000	0-0	.000	0-0	.000	0 0 0	0	0	0	0	0	0
High Point	11/14/17	2		0-0	.000	0-0	.000	0-0	.000	0 0 0	0	0	0	0	0	0
vs. Purdue	11/22/17							DNP								
vs. Villanova	11/23/17							DNP								
vs. NC State	11/24/17							DNP								
Mercer	11/29/17							DNP								
at Georgia Tech	12/3/17							DNP								
Lipscomb	12/9/17							DNP								
North Carolina	12/17/17							DNP								
Furman	12/20/17							DNP								
at Wake Forest	12/23/17							DNP								
at Arkansas	12/30/17							DNP								
Auburn	1/2/18							DNP								
Kentucky	1/6/18							DNP								
at Vanderbilt	1/9/18							DNP								
Texas A&M	1/13/18							DNP								
at Missouri	1/17/18							DNP								
at South Carolina	1/20/18							DNP								
Vanderbilt	1/23/18															
at Iowa State	1/27/18															
LSU	1/31/18															
Ole Miss	2/3/18															
at Kentucky	2/6/18															
at Alabama	2/10/18															
South Carolina	2/13/18															
at Georgia	2/17/18															
Florida	2/21/18															
at Ole Miss	2/24/18															
at Mississippi State	2/27/18															
Georgia	3/3/18															



CAREER STATS

	GP-GS	Min	Avg	FG-A	Pct	3FG-A	Pct	FT-A	Pct	Off-Def-Rebs	Avg	PF-FO	Ast	TO	Blk	Stl	Pts	Avg
2016-17								REDSHIRT										
2017-18	2-0	5	2.5	0-0	.000	0-0	.000	0-0	.000	0-0-0	0.0	0-0	0	0	0	0	0	0.0
TOTAL	2-0	5	2.5	0-0	.000	0-0	.000	0-0	.000	0-0-0	0.0	0-0	0	0	0	0	0	0.0

10 JOHN FULKERSON

RS-FR Forward | 6-9 | 210 | Recreation and Sport Mgmt.
Kingsport, Tenn. | The Christ School (N.C.)

VOLScholar



@fulkerson_john

- Was crucial in UT's comeback vs. #17 Kentucky (1/6), helping penetrate UK's zone defense to post three points, three rebounds and three assists in a season-high 19 minutes of action
- Contributed to the Vols' win vs. High Point (11/14), tallying eight points, three rebounds and a career-high three steals
- Underwent surgery on his left shoulder in May to repair a torn labrum
- Appeared in each of UT's first 10 games last season, but suffered a dislocated right elbow and fractured right wrist against Lipscomb (12/15/16), which sidelined him for the remainder of the season
- Turned in an impressive performance against No. 13 Oregon last season, logging his first career double-double with 12 points, a game-high 10 rebounds, five blocks, two steals and two assists in 37 minutes of work in Maui
- One of three left-handers on the team (along with Jalen Johnson and Yves Pons)
- Blocked 113 shots as a senior at The Christ School, breaking current Los Angeles Clippers center Marshall Plumlee's single-season school record
- His hometown of Kingsport, Tennessee, is just 100 miles northeast of Knoxville

SEASON/CAREER HIGHS

Points

Season 8 vs. High Point (11/14/17)
Career 12 (2x), last vs. Georgia Tech (12/3/16)

Rebounds

Season 5 vs. Presbyterian (11/10/17)
Career 10 vs. Oregon (11/22/16)

Assists

Season 5 vs. Presbyterian (11/10/17)
Career Same

Blocks

Season 2 vs. Presbyterian (11/10/17)
Career 5 vs. Oregon (11/22/16)

Steals

Season 3 vs. High Point (11/14/17)
Career Same

Minutes

Season 19 vs. Kentucky (1/6/18)
Career 37 vs. Oregon (11/22/16)

Field Goals Made

Season 2 (2x), last vs. High Point (11/14/17)
Career 5 vs. Georgia Tech (12/3/16)

Field Goals Attempted

Season 4 vs. Presbyterian (11/10/17)
Career 9 vs. Georgia Tech (12/3/16)

3-Pt. Field Goals Made

Season -
Career -

3-Pt. Field Goals Attempted

Season -
Career -

Free Throws Made

Season 4 vs. High Point (11/14/17)
Career 8 vs. Oregon (11/22/16)

Free Throws Attempted

Season 4 (2x), last vs. Villanova (11/23/17)
Career 12 vs. Oregon (11/22/16)

2017-18 GAME-BY-GAME STATS

OPPONENT	DATE	St	MIN	FG-FGA	PCT	3FG-FGA	PCT	FT-FTA	PCT	OFF DEF TOT	PF	A	T/O	BLK	STL	PTS
Presbyterian	11/10/17	18	2-4	.500	0-0	.000	0-2	.000	0	5 5	1	5	1	2	1	4
High Point	11/14/17	13	2-3	.667	0-0	.000	4-4	1.000	1	2 3	1	0	0	0	3	8
vs. Purdue	11/22/17	6	0-1	.000	0-0	.000	0-0	.000	0	0 0	1	0	2	0	0	0
vs. Villanova	11/23/17	16	2-3	.667	0-0	.000	3-4	.750	1	0 1	2	0	0	0	0	7
vs. NC State	11/24/17	6	0-1	.000	0-0	.000	0-0	.000	1	1 2	0	0	2	0	1	0
Mercer	11/29/17	14	0-1	.000	0-0	.000	0-0	.000	1	3 4	2	2	2	1	1	0
at Georgia Tech	12/3/17	3	0-0	.000	0-0	.000	0-0	.000	0	1 1	0	1	0	0	0	0
Lipscomb	12/9/17	8	0-0	.000	0-0	.000	0-0	.000	1	0 1	1	0	2	0	1	0
North Carolina	12/17/17	14	0-2	.000	0-0	.000	2-2	1.000	4	0 4	4	1	0	1	2	2
Furman	12/20/17	15	1-3	.333	0-0	.000	2-2	1.000	1	2 3	2	0	1	1	1	4
at Wake Forest	12/23/17	6	0-1	.000	0-0	.000	1-2	.5000	0	0 0	4	0	2	0	2	1
at Arkansas	12/30/17	11	0-1	.000	0-0	.000	0-0	.000	1	1 2	1	1	0	0	0	0
Auburn	1/2/18	8	0-1	.000	0-0	.000	0-0	.000	0	0 0	0	0	0	0	1	0
Kentucky	1/6/18	19	1-2	.500	0-0	.000	1-2	.500	1	2 3	2	3	0	1	0	3
at Vanderbilt	1/9/18	12	0-0	.000	0-0	.000	0-0	.000	0	1 1	1	1	1	1	0	0
Texas A&M	1/13/18	8	2-4	.500	0-0	.000	0-0	.000	1	0 1	1	0	0	0	0	4
at Missouri	1/17/18	8	0-1	.000	0-0	.000	0-0	.000	0	0 0	1	0	1	0	0	0
at South Carolina	1/20/18															
Vanderbilt	1/23/18															
at Iowa State	1/27/18															
LSU	1/31/18															
Ole Miss	2/3/18															
at Kentucky	2/6/18															
at Alabama	2/10/18															
South Carolina	2/13/18															
at Georgia	2/17/18															
Florida	2/21/18															
at Ole Miss	2/24/18															
at Mississippi State	2/27/18															
Georgia	3/3/18															

■ PRODUCTION TRACKER

	Last Season	This Season	Career
Scored 5+ Points	4	2	6
Scored 10+ Points	2	-	2
Led the Vols in Scoring	-	-	-
Had 5+ Rebounds	4	1	5
Had 10+ Rebounds	1	-	1
Led the Vols in Rebounds	3	-	3
Had Multiple Assists	3	3	6
Had Multiple Steals	4	3	7
Had Multiple Blocks	2	1	3
Led the Vols in Blocks	2	3	5
Had a Positive Assist/TO Ratio	5	5	10
Had Multiple Dunks	-	-	-



CAREER STATS

	GP-GS	Min	Avg	FG-A	Pct	3FG-A	Pct	FT-A	Pct	Off-Def-Rebs	Avg	PF-FO	Ast	TO	Blk	Stl	Pts	Avg
2016-17	10-6	160	16.0	17-30	.567	0-0	.000	13-20	.650	14-32-46	4.6	23-0	10	8	9	11	47	4.7
2017-18	17-0	185	10.9	10-28	.357	0-0	.000	13-18	.722	13-18-31	1.8	24-0	14	14	7	13	33	1.9
TOTAL	27-6	345	12.8	27-58	.466	0-0	.000	26-38	.684	27-50-77	2.9	47-0	24	22	16	24	80	3.0

13 JALEN JOHNSON

RS-FR Guard | 6-7 | 190 | Recreation and Sport Management
Durham, N.C. | Wesleyan Christian Academy



@The_Jalen_

- Has appeared in six games this season
- Played a season-high nine minutes and dished out two assists in win vs. Texas A&M (1/13)
- Made his long-awaited Big Orange debut in UT's season-opening win over Presbyterian (11/10), logging two points, two rebounds and an assist in eight minutes off the bench
- Did not play in either of UT's exhibition games
- Redshirted last season and then underwent a procedure in July to address a chronic stress fracture in his left shin
- Accurate shooter along the perimeter who also boasts elite athleticism and jumping ability
- Has demonstrated a knack for using his length and leaping ability to close out on shooters and block perimeter shots
- One of three left-handers on the team (along with John Fulkerson and Yves Pons)
- Both his parents were Division I track athletes (mother, Nikki Berry, at UNC; father, Brian Johnson, at ECU).
- One of two North Carolina natives on this year's team, along with sophomore Grant Williams (Charlotte)

SEASON/CAREER HIGHS

Points

Season 2 vs. Presbyterian (11/10/17)
Career Same

Rebounds

Season 2 vs. Presbyterian (11/10/17)
Career Same

Assists

Season 2 vs. Texas A&M (1/13/18)
Career Same

Blocks

Season 1 vs. Mercer (11/29/17)
Career Same

Steals

Season 1 at Missouri (1/17/18)
Career Same

Minutes

Season 9 vs. Texas A&M (1/13/18)
Career Same

Field Goals Made

Season 1 vs. Presbyterian (11/10/17)
Career Same

Field Goals Attempted

Season 2 vs. Presbyterian (11/10/17)
Career Same

3-Pt. Field Goals Made

Season -
Career -

3-Pt. Field Goals Attempted

Season 1 vs. Presbyterian (11/10/17)
Career Same

Free Throws Made

Season 1 vs. Mercer (11/29/17)
Career Same

Free Throws Attempted

Season 2 vs. Mercer (11/29/17)
Career Same

2017-18 GAME-BY-GAME STATS

OPPONENT	DATE	St	MIN	FG-FGA	PCT	3FG-FGA	PCT	FT-FTA	PCT	OFF DEF TOT	PF	A	T/O	BLK	STL	PTS
Presbyterian	11/10/17		8	1-2	.500	0-1	.000	0-0	.000	2 0 2	0	1	0	0	0	2
High Point	11/14/17		5	0-1	.000	0-0	.000	0-0	.000	0 0 0	0	0	0	0	0	0
vs. Purdue	11/22/17								DNP							
vs. Villanova	11/23/17								DNP							
vs. NC State	11/24/17								DNP							
Mercer	11/29/17		4	0-0	.000	0-0	.000	1-2	.500	1 0 1	0	0	1	1	0	1
at Georgia Tech	12/3/17								DNP							
Lipscomb	12/9/17								DNP							
North Carolina	12/17/17								DNP							
Furman	12/20/17								DNP							
at Wake Forest	12/23/17		1	0-0	.000	0-0	.000	0-0	.000	0 0 0	0	0	0	0	0	0
at Arkansas	12/30/17								DNP							
Auburn	1/2/18								DNP							
Kentucky	1/6/18								DNP							
at Vanderbilt	1/9/18								DNP							
Texas A&M	1/13/18		9	0-0	.000	0-0	.000	0-0	.000	0 1 1	0	2	0	0	0	0
at Missouri	1/17/18		4	0-0	.000	0-0	.000	0-0	.000	0 0 0	0	1	0	0	1	0
at South Carolina	1/20/18								DNP							
Vanderbilt	1/23/18															
at Iowa State	1/27/18															
LSU	1/31/18															
Ole Miss	2/3/18															
at Kentucky	2/6/18															
at Alabama	2/10/18															
South Carolina	2/13/18															
at Georgia	2/17/18															
Florida	2/21/18															
at Ole Miss	2/24/18															
at Mississippi State	2/27/18															
Georgia	3/3/18															

■ PRODUCTION TRACKER

	This Season
Scored 5+ Points	-
Scored 10+ Points	-
Had Multiple Assists	1
Led the Vols in Assists	-
Had Multiple Steals	-
Had 3+ Steals	-
Led the Vols in Steals	-
Had Multiple Blocks	-
Made Multiple 3-Pointers	-
Had a Positive Assist/TO Ratio	2
Had Multiple Dunks	-



CAREER STATS

	GP-GS	Min	Avg	FG-A	Pct	3FG-A	Pct	FT-A	Pct	Off-Def-Rebs	Avg	PF-FO	Ast	TO	Blk	Stl	Pts	Avg
2016-17																		
2017-18	6-0	31	5.2	1-3	.333	0-1	.000	1-2	.500	3-1-4	0.7	0-0	4	1	1	1	3	0.5
TOTAL	6-0	31	5.2	1-3	.333	0-1	.000	1-2	.500	3-1-4	0.7	0-0	4	1	1	1	3	0.5

33 ZACH KENT

FR Forward | 6-10 | 224 | Communication Studies
Magnolia, Del. | Blair Academy

VOLScholar



- Has appeared in two games this season
- Posted a fall GPA higher than 3.0 and thus earned the right to wear the VOLScholar patch on his jersey
- Made his collegiate debut in the season-opening victory over Presbyterian (11/10), logging four points and two rebounds in 10 minutes of action
- Had four points and an assist in eight minutes off the bench in UT's exhibition win over Carson-Newman (11/2)
- Barnes has said publicly that Kent may have improved more than any player on the roster during the preseason
- Has great touch for a player his size and is comfortable shooting from the perimeter
- Kent was one of four Blair Academy seniors who signed Division I NLLs; the school has produced several high-profile basketball alums, including Luol Deng, Charlie Villanueva and Royal Ivey, who played for Barnes at Texas before embarking on a career in the NBA
- He is the first Delaware native ever to suit up for the Vols
- Enjoys photography as a hobby

SEASON/CAREER HIGHS

Points

Season 4 vs. Presbyterian (11/10/17)
Career Same

Rebounds

Season 2 vs. Presbyterian (11/10/17)
Career Same

Assists

Season -
Career -

Blocks

Season -
Career -

Steals

Season -
Career -

Minutes

Season 10 vs. Presbyterian (11/10/17)
Career Same

Field Goals Made

Season 2 vs. Presbyterian (11/10/17)
Career Same

Field Goals Attempted

Season 5 vs. Presbyterian (11/10/17)
Career Same

3-Pt. Field Goals Made

Season -
Career -

3-Pt. Field Goals Attempted

Season 1 vs. Presbyterian (11/10/17)
Career Same

Free Throws Made

Season -
Career -

Free Throws Attempted


Season -
Career -

2017-18 GAME-BY-GAME STATS

OPPONENT	DATE	St	MIN	FG-FGA	PCT	3FG-FGA	PCT	FT-FTA	PCT	OFF DEF TOT	PF	A	T/O	BLK	STL	PTS
Presbyterian	11/10/17		10	2-5	.400	0-1	.000	0-0	.000	0 2 2	1	0	0	0	0	4
High Point	11/14/17		3	0-1	.000	0-0	.000	0-0	.000	1 0 1	0	0	0	0	0	0
vs. Purdue	11/22/17								DNP							
vs. Villanova	11/23/17								DNP							
vs. NC State	11/24/17								DNP							
Mercer	11/29/17								DNP							
at Georgia Tech	12/3/17								DNP							
Lipscomb	12/9/17								DNP							
North Carolina	12/17/17								DNP							
Furman	12/20/17								DNP							
at Wake Forest	12/23/17								DNP							
at Arkansas	12/30/17								DNP							
Auburn	1/2/18								DNP							
Kentucky	1/6/18								DNP							
at Vanderbilt	1/9/18								DNP							
Texas A&M	1/13/18								DNP							
at Missouri	1/17/18								DNP							
at South Carolina	1/20/18								DNP							
Vanderbilt	1/23/18															
at Iowa State	1/27/18															
LSU	1/31/18															
Ole Miss	2/3/18															
at Kentucky	2/6/18															
at Alabama	2/10/18															
South Carolina	2/13/18															
at Georgia	2/17/18															
Florida	2/21/18															
at Ole Miss	2/24/18															
at Mississippi State	2/27/18															
Georgia	3/3/18															

■ PRODUCTION TRACKER

	This Season
Scored 5+ Points	-
Scored 10+ Points	-
Had 5+ Rebounds	-
Had 10+ Rebounds	-
Had Multiple Blocks	-
Led the Vols in Blocks	-
Had 3+ Assists	-
Made Multiple 3-Pointers	-
Had a Positive Assist/TO Ratio	-
Had Multiple Dunks	-



CAREER STATS

	GP-GS	Min	Avg	FG-A	Pct	3FG-A	Pct	FT-A	Pct	Off-Def-Rebs	Avg	PF-FO	Ast	TO	Blk	Stl	Pts	Avg
2017-18	2-0	13	6.5	2-6	.333	0-1	.000	0-0	.000	1-2-3	1.5	1-0	0	0	0	0	4	2.0

35 YVES PONS

FR Forward | 6-5 | 203 | Economics
Fuveau, France | INSEP Academy



@PonsYves

Name pronounced: EEV POHNS

- Saw significant playing time against South Carolina (1/20), posting two points, two boards and a block in 12 minutes of action off the bench
- Posted a fall GPA higher than 3.0 and thus earned the right to wear the VOLScholar patch on his jersey
- Scored four points on a pair of dunks, including an alley-oop, to go along with two steals and a block in UT's win vs. Mercer (11/29)
- Logged a rebound, an assist and a highlight-reel block in UT's exhibition win over Carson-Newman (11/2)
- Arguably the most athletically gifted player on Tennessee's roster
- One of eight players named by Evan Daniels as the "best international newcomers in college basketball"
- Never took part in an organized weightlifting or strength training program before enrolling at UT
- One of three left-handers on the team (along with John Fulkerson and Jalen Johnson)
- Was born in Port-au-Prince, Haiti, and moved to France after being adopted at an early age (4-years-old)
- Attended the INSEP (National Institute of Sport and Physical Education) Academy in Paris; other notable INSEP basketball alums include Boris Diaw, Tony Parker and Ronny Turiaf
- He is Tennessee's first-ever men's basketball player from France and just the eighth international player in program history

SEASON/CAREER HIGHS

Points

Season 4 vs. Mercer (11/29/17)
Career Same

Rebounds

Season 2 at South Carolina (1/20/18)
Career Same

Assists

Season -
Career -

Blocks

Season 1 (2x), last at South Carolina (1/20/18)
Career Same

Steals

Season 2 vs. Mercer (11/29/17)
Career Same

Minutes

Season 12 at South Carolina (1/20/18)
Career Same

Field Goals Made

Season 2 vs. Mercer (11/29/17)
Career Same

Field Goals Attempted

Season 2 vs. Mercer (11/29/17)
Career Same

3-Pt. Field Goals Made

Season -
Career -

3-Pt. Field Goals Attempted

Season -
Career -

Free Throws Made

Season -
Career -

Free Throws Attempted

Season -
Career -

2017-18 GAME-BY-GAME STATS

OPPONENT	DATE	St	MIN	FG-FGA	PCT	3FG-FGA	PCT	FT-FTA	PCT	OFF DEF TOT	PF	A	T/O	BLK	STL	PTS
Presbyterian	11/10/17		4	0-1	.000	0-0	.000	0-0	.000	0 0 0	1	0	0	0	0	0
High Point	11/14/17								DNP							
vs. Purdue	11/22/17	1		0-0	.000	0-0	.000	0-0	.000	0 0 0	0	0	0	0	0	0
vs. Villanova	11/23/17								DNP							
vs. NC State	11/24/17	2		0-1	.000	0-0	.000	0-0	.000	1 0 1	0	0	0	0	0	0
Mercer	11/29/17	6		2-2	1.000	0-0	.000	0-0	.000	0 0 0	1	0	1	1	2	4
at Georgia Tech	12/3/17								DNP							
Lipscomb	12/9/17	3		0-0	.000	0-0	.000	0-0	.000	0 0 0	1	0	0	0	0	0
North Carolina	12/17/17								DNP							
Furman	12/20/17								DNP							
at Wake Forest	12/23/17	2		0-0	.000	0-0	.000	0-0	.000	0 0 0	0	0	0	0	0	0
at Arkansas	12/30/17								DNP							
Auburn	1/2/18								DNP							
Kentucky	1/6/18								DNP							
at Vanderbilt	1/9/18								DNP							
Texas A&M	1/13/18								DNP							
at Missouri	1/17/18								DNP							
at South Carolina	1/20/18	12		1-1	1.000	0-0	.000	0-0	.000	1 1 2	3	0	0	1	0	2
Vanderbilt	1/23/18															
at Iowa State	1/27/18															
LSU	1/31/18															
Ole Miss	2/3/18															
at Kentucky	2/6/18															
at Alabama	2/10/18															
South Carolina	2/13/18															
at Georgia	2/17/18															
Florida	2/21/18															
at Ole Miss	2/24/18															
at Mississippi State	2/27/18															
Georgia	3/3/18															

■ PRODUCTION TRACKER

	This Season
Scored 5+ Points	-
Scored 10+ Points	-
Had 5+ Rebounds	-
Had Multiple Blocks	-
Led the Vols in Blocks	-
Made Multiple 3-Pointers	-
Had Multiple Steals	1
Led the Vols in Steals	1
Had a Positive Assist/TO Ratio	-
Had Multiple Dunks	1
Took Multiple Charges	-



	GP-GS	Min	Avg	FG-A	Pct	3FG-A	Pct	FT-A	Pct	Off-Def-Rebs	Avg	PF-FO	Ast	TO	Blk	Stl	Pts	Avg
2017-18	7-0	30	4.3	3-5	.600	0-0	.000	0-0	.000	2-1-3	0.4	6-0	0	1	2	2	6	0.9

5 ADMIRAL SCHOFIELD

JR Forward | 6-5 | 238 | Africana Studies
Zion, Ill. | Zion-Benton Township HS



@admiralelite15

- After playing primarily in the post as an underclassman, he is logging major minutes at the No. 3 spot this season
- **Recorded multiple steals in four of the last five game and is tied for second in SEC play with 1.7 spg**
- Has led the Vols in rebounding in seven of the last nine games
- **He has made multiple 3-pointers in 14 of Tennessee's 18 games this season**
- Had a do-it-all performance at South Carolina (1/20), finishing with 12 points, four rebounds, three assists and two steals
- Tied his career high in points with 22 on 9-of-14 shooting to go along with nine boards to help the Vols beat Vandy (1/9)
- Posted 20 points, nine boards, a career-high-tying four assists and a career-high four steals to best #17 Kentucky (1/6)
- Tallied 16 points behind a career-high four treys to go along with seven boards at Arkansas (12/30)
- Turned in his first double-double of the season with 12 points and a career-high 13 rebounds vs. Furman (12/20)
- Was selected to take part in UT's year-long "VOLeaders Academy" program, which culminated with a service trip to Vietnam last summer
- From a military family, he was born in London (same hospital as Princes William and Harry)
- His older brother, O'Brien Schofield, played college football at Wisconsin before playing seven seasons in the NFL; O'Brien was a member of Seattle's 2014 Super Bowl XLVII championship team

SEASON/CAREER HIGHS

Points

Season 22 (2x), last at Vanderbilt (1/9/18)
Career 22 (3x), last at Vanderbilt (1/9/18)

Rebounds

Season 13 vs. Furman (12/20/17)
Career Same

Assists

Season 4 vs. Kentucky (1/6/18)
Career 4 (2x), last vs. Kentucky (1/6/18)

Blocks

Season 1 (3x), last vs. Kentucky (1/6/18)
Career 2 (2x), last at Ole Miss (1/17/17)

Steals

Season 4 vs. Kentucky (1/6/18)
Career Same

Minutes

Season 34 vs. Purdue (11/22/17)
Career 35 (2x), last at South Carolina (2/25/17)

Field Goals Made

Season 9 at Vanderbilt (1/9/18)
Career 9 (2x), last at Vanderbilt (1/9/18)

Field Goals Attempted

Season 14 at Vanderbilt (1/9/18)
Career 19 at Auburn (1/2/16)

3-Pt. Field Goals Made

Season 4 at Arkansas (12/30/17)
Career Same

3-Pt. Field Goals Attempted

Season 6 (2x), last at Arkansas (12/30/17)
Career 7 at Alabama (1/26/16)

Free Throws Made

Season 6 vs. Auburn (1/2/18)
Career 7 vs. Missouri (2/18/17)

Free Throws Attempted

Season 7 vs. Auburn (1/2/18)
Career 10 vs. Missouri (2/18/17)

2017-18 GAME-BY-GAME STATS

OPPONENT	DATE	St	MIN	FG-FGA	PCT	3FG-FGA	PCT	FT-FTA	PCT	OFF DEF TOT	PF	A	T/O	BLK	STL	PTS
Presbyterian	11/10/17	f	20	8-12	.667	2-3	.667	4-5	.800	1 4 5	0	1	1	0	2	22
High Point	11/14/17	f	20	4-7	.571	2-4	.500	4-4	1.000	0 6 6	3	2	2	0	0	14
vs. Purdue	11/22/17	f	34	4-13	.307	1-5	.200	1-1	1.000	3 4 7	4	1	0	1	2	10
vs. Villanova	11/23/17	f	25	6-13	.462	2-5	.400	2-3	.667	1 2 3	3	1	0	0	2	16
vs. NC State	11/24/17	f	22	0-6	.000	0-2	.000	0-0	.000	1 0 1	5	1	2	0	1	0
Mercer	11/29/17	f	17	4-6	.667	2-2	1.000	0-0	.000	2 1 3	3	0	3	1	0	10
at Georgia Tech	12/3/17	f	21	2-8	.250	2-4	.500	4-4	1.000	1 4 5	4	2	5	0	0	10
Lipscomb	12/9/17	f	28	5-9	.556	2-4	.500	1-3	.333	0 6 6	2	1	2	1	0	13
North Carolina	12/17/17	f	26	3-13	.231	2-6	.333	2-2	1.000	1 1 2	4	0	3	0	0	10
Furman	12/20/17	f	26	5-12	.417	1-4	.250	1-2	.500	2 11 13	3	3	3	0	2	12
at Wake Forest	12/23/17	f	26	6-9	.667	2-3	.667	0-2	.000	2 4 6	2	1	2	0	1	14
at Arkansas	12/30/17	f	27	4-10	.400	4-6	.667	4-4	1.000	0 7 7	5	1	2	0	0	16
Auburn	1/2/18	f	29	3-10	.300	1-5	.200	6-7	.857	3 3 6	5	2	3	1	1	13
Kentucky	1/6/18	f	33	8-13	.615	3-7	.429	1-1	1.000	3 6 9	3	4	2	1	4	20
at Vanderbilt	1/9/18	f	31	9-14	.643	3-4	.750	1-2	.500	4 5 9	2	1	1	0	1	22
Texas A&M	1/13/18	f	31	4-12	.333	2-6	.333	2-3	.667	4 4 8	3	3	1	2	2	12
at Missouri	1/17/18	f	32	4-10	.400	2-6	.333	1-2	.500	0 5 5	2	0	1	0	2	11
at South Carolina	1/20/18	f	32	5-7	.714	2-4	.500	0-0	.000	1 3 4	2	3	3	0	2	12
Vanderbilt	1/23/18															
at Iowa State	1/27/18															
LSU	1/31/18															
Ole Miss	2/3/18															
at Kentucky	2/6/18															
at Alabama	2/10/18															
South Carolina	2/13/18															
at Georgia	2/17/18															
Florida	2/21/18															
at Ole Miss	2/24/18															
at Mississippi State	2/27/18															
Georgia	3/3/18															

■ PRODUCTION TRACKER

	Last Season	This Season	Career
Scored 10+ Points	9	18	40
Scored 15+ Points	7	5	17
Scored 20+ Points	-	3	4
Led the Vols in Scoring	3	2	5
Had 5+ Rebounds	12	14	37
Led the Vols in Rebounds	4	7	14
Had a Double-Double	1	1	2
Had Multiple Blocks	1	2	4
Led the Vols in Blocks	1	3	6
Made Multiple 3-Pointers	3	14	23
Had Multiple Dunks	1	1	2
Drew Multiple Charges	-	-	1



CAREER STATS

	GP-GS	Min	Avg	FG-A	Pct	3FG-A	Pct	FT-A	Pct	Off-Def-Rebs	Avg	PF-FO	Ast	TO	Blk	Stl	Pts	Avg
2015-16	32-22	598	18.7	92-207	.444	25-83	.301	35-39	.897	43-86-129	4.0	88-2	29	22	10	12	244	7.6
2016-17	28-1	533	19.0	78-172	.453	21-54	.389	53-68	.779	26-98-124	4.4	65-2	21	32	5	9	230	8.2
2017-18	18-17	480	26.7	84-184	.457	35-80	.438	34-45	.756	29-76-105	5.8	55-3	27	36	7	22	237	13.2
TOTAL	78-40	1611	20.7	254-563	.451	81-217	.373	122-152	.803	98-260-358	4.6	208-7	77	90	22	43	711	9.1

1 LAMONTÉ TURNER

RS-So. Guard | 6-1 | 183 | Communication Studies
Florence, Ala. | IMG Academy (Fla.)



VolsScholar



@LTurn1

First name pronounced: luh-MAHN-tay

- **53 percent of his career field goals have been made from beyond the 3-point line**
- Has notched three of UT's highest scoring efforts this season (24 at Georgia Tech; 25 vs. Auburn; 25 at South Carolina) while coming off the bench
- **Ranks 14th in the country and fourth in the SEC in free-throw shooting percentage at .907 (49-54)**
- Sparked Tennessee's offense with 25 points on 6-of-9 shooting in win at South Carolina (1/20)
- Posted 11 points, five assists and four boards in 30 minutes of action in win over #17 Kentucky (1/6)
- Dropped a career-high 25 points behind a perfect 13-for-13 performance from the charity stripe vs. Auburn (1/2)
- Was clutch in Vols' win at Georgia Tech (12/3), posting 13 points during the final 6:25 of play to prevent UT's offense from going stagnant and tying his then-career-high with 24 points on 6-of-12 shooting from the floor
- Totaled 17 points behind four 3-pointers in win vs. #18 Purdue (11/22), including a clutch trey with 5.1 seconds remaining in regulation to tie the game and force overtime
- Knocked down seven threes against Presbyterian last season, tied for the fifth-most in a game in UT history

SEASON/CAREER HIGHS

Points

Season 25 (2x), last at South Carolina (1/20/18)
Career Same

Rebounds

Season 9 vs. North Carolina (12/17/17)
Career Same

Assists

Season 5 (2x), last vs. Kentucky (1/6/18)
Career 6 vs. Mississippi State (1/21/17)

Blocks

Season 1 (2x), vs. Villanova (11/23/17)
Career 1 (8x), last vs. Villanova (11/23/17)

Steals

Season 2 (2x), last vs. Furman (12/20/17)
Career 3 (2x), last vs. South Carolina (1/11/17)

Minutes

Season 33 vs. Purdue (11/22/17)
Career Same

Field Goals Made

Season 6 (4x), last at South Carolina (1/20/18)
Career 8 vs. Presbyterian (12/6/16)

Field Goals Attempted

Season 12 (2x), last at Georgia Tech (12/3/17)
Career 15 at Ole Miss (1/17/17)

3-Pt. Field Goals Made

Season 4 (2x), last vs. Purdue (11/22/17)
Career 7 vs. Presbyterian (12/6/16)

3-Pt. Field Goals Attempted

Season 8 (3x), last vs. Kentucky (1/6/18)
Career 11 vs. Presbyterian (12/6/16)

Free Throws Made

Season 13 vs. Auburn (1/2/18)
Career Same

Free Throws Attempted

Season 13 vs. Auburn (1/2/18)
Career Same

2017-18 GAME-BY-GAME STATS

OPPONENT	DATE	St	MIN	FG-FGA	PCT	3FG-FGA	PCT	FT-FTA	PCT	OFF DEF TOT	PF	A	T/O	BLK	STL	PTS
Presbyterian	11/10/17		15	0-2	.000	0-2	.000	0-0	.000	1 2 3	1	2	1	0	0	0
High Point	11/14/17		17	6-11	.545	4-7	.571	0-0	.000	0 0 0	3	1	2	1	0	16
vs. Purdue	11/22/17		33	6-12	.500	4-8	.500	1-1	1.000	2 3 5	1	2	2	0	0	17
vs. Villanova	11/23/17		29	1-9	.111	0-3	.000	2-3	.667	1 1 2	3	5	5	1	2	4
vs. NC State	11/24/17		21	1-4	.250	1-2	.500	2-2	1.000	0 2 2	3	2	5	0	1	5
Mercer	11/29/17		17	3-5	.600	3-5	.600	0-0	.000	0 1 1	3	2	0	0	0	9
at Georgia Tech	12/3/17		28	6-12	.500	3-8	.375	9-9	1.000	0 3 3	2	2	0	0	1	24
Lipscomb	12/9/17		22	3-10	.300	0-3	.000	1-2	.500	1 2 3	3	3	2	0	1	7
North Carolina	12/17/17		24	1-8	.125	0-5	.000	0-1	.000	2 7 9	0	1	2	0	0	2
Furman	12/20/17		17	2-9	.222	0-4	.000	0-0	.000	1 6 7	1	2	2	0	2	4
at Wake Forest	12/23/17		26	2-10	.200	1-7	.143	0-0	.000	1 4 5	3	2	1	0	1	5
at Arkansas	12/30/17		21	4-9	.444	2-6	.333	0-0	.000	0 2 2	2	2	1	0	0	10
Auburn	1/2/18		21	5-8	.625	2-4	.500	13-13	1.000	2 2 4	5	1	1	0	0	25
Kentucky	1/6/18		30	2-11	.181	2-8	.250	5-7	.714	0 4 4	1	5	1	0	0	11
at Vanderbilt	1/9/18		26	0-3	.000	0-2	.000	6-6	1.000	0 3 3	2	1	0	0	0	6
Texas A&M	1/13/18		17	3-7	.429	1-3	.333	0-0	.000	0 2 2	1	0	0	0	1	7
at Missouri	1/17/18		12	1-6	.167	1-5	.200	0-0	.000	0 0 0	0	0	0	0	1	3
at South Carolina	1/20/18		32	6-9	.667	3-3	1.000	10-10	1.000	0 6 6	2	2	2	0	1	25
Vanderbilt	1/23/18															
at Iowa State	1/27/18															
LSU	1/31/18															
Ole Miss	2/3/18															
at Kentucky	2/6/18															
at Alabama	2/10/18															
South Carolina	2/13/18															
at Georgia	2/17/18															
Florida	2/21/18															
at Ole Miss	2/24/18															
at Mississippi State	2/27/18															
Georgia	3/3/18															

■ PRODUCTION TRACKER

	Last Season	This Season	Career
Scored 10+ Points	11	7	18
Scored 15+ Points	4	5	9
Scored 20+ Points	1	3	4
Led the Vols in Scoring	3	4	7
Had 5+ Assists	5	2	7
Led the Vols in Assists	11	1	12
Had a Double-Double	-	-	-
Had Multiple Steals	4	2	6
Had 3+ Steals	2	-	2
Led the Vols in Steals	5	3	8
Made Multiple 3-Pointers	10	8	18
Had a Positive Assist/TO Ratio	18	7	25



CAREER STATS

	GP-GS	Min	Avg	FG-A	Pct	3FG-A	Pct	FT-A	Pct	Off-Def-Rebs	Avg	PF-FO	Ast	TO	Blk	Stl	Pts	Avg
2015-16								REDSHIRT										
2016-17	32-6	663	20.7	76-214	.355	41-125	.328	70-91	.769	10-71-81	2.5	67-0	86	55	6	19	263	8.2
2017-18	18-0	408	22.7	52-145	.359	27-85	.318	49-54	.907	11-50-61	3.4	36-1	35	27	2	11	180	10.0
TOTAL	50-6	1071	21.4	128-359	.357	68-210	.324	119-145	.821	21-121-142	2.8	103-1	121	82	8	30	443	8.9

15 DERRICK WALKER JR.

FR Forward | 6-8 | 238 | Communication Studies
Kansas City, Mo. | Sunrise Christian Academy



@derric_k

- Posted a fall GPA higher than 3.0 and thus earned the right to wear the VOLScholar patch on his jersey
- Stepped up big in UT's win over South Carolina (1/20), posting 10 points on 5-of-5 shooting to go along with four boards and a block in 25 minutes of action
- Totaled three points, three rebounds and two assists in 11 minutes off the bench at Wake Forest (12/23)
- Played 10 minutes off the bench in the season-opening win over Presbyterian (11/10), which marked his collegiate debut; he finished with five points
- Was one of Tennessee's top performers during the team's three-game European exhibition tour in August, averaging 13.0 points and 8.0 rebounds per game
- Played his AAU ball for MoKan Elite on the Nike EYBL circuit during the summer of 2016, helping that squad win the prestigious Nike Peach Jam championship in July; was teammates with Missouri freshman Michael Porter Jr. and Oklahoma freshman Trae Young
- On track to become the first Missouri native ever to letter for the Vols
- He also played football (wide receiver) his first three years of high school

SEASON/CAREER HIGHS

Points

Season 10 at South Carolina (1/20/18)
Career Same

Rebounds

Season 5 vs. High Point (11/14/17)
Career Same

Assists

Season 2 at Wake Forest (12/23/17)
Career Same

Blocks

Season 1 (5x), last at South Carolina (1/20/18)
Career Same

Steals

Season 1 vs. Presbyterian (11/10/17)
Career Same

Minutes

Season 25 at South Carolina (1/20/18)
Career Same

Field Goals Made

Season 5 at South Carolina (1/20/18)
Career Same

Field Goals Attempted

Season 5 at South Carolina (1/20/18)
Career Same

3-Pt. Field Goals Made

Season -
Career -

3-Pt. Field Goals Attempted

Season -
Career -

Free Throws Made

Season 1 (2x), last at Wake Forest (12/23/17)
Career Same

Free Throws Attempted

Season 2 (2x), last at Wake Forest (12/23/17)
Career Same

2017-18 GAME-BY-GAME STATS

OPPONENT	DATE	St	MIN	FG-FGA	PCT	3FG-FGA	PCT	FT-FTA	PCT	OFF DEF TOT	PF	A	T/O	BLK	STL	PTS
Presbyterian	11/10/17		10	2-3	.667	0-0	.000	1-2	.500	1 0 1	3	0	2	0	1	5
High Point	11/14/17		9	0-2	.000	0-0	.000	0-1	.000	2 3 5	0	1	1	1	0	0
vs. Purdue	11/22/17		9	1-3	.333	0-0	.000	0-0	.000	1 1 2	3	0	1	1	0	2
vs. Villanova	11/23/17		4	0-0	.000	0-0	.000	0-0	.000	0 1 1	2	0	0	0	0	0
vs. NC State	11/24/17		9	1-2	.500	0-0	.000	0-0	.000	1 1 2	3	0	1	1	0	2
Mercer	11/29/17		8	1-1	1.000	0-0	.000	0-0	.000	0 2 2	2	0	0	0	0	2
at Georgia Tech	12/3/17		14	1-2	.500	0-0	.000	0-0	.000	2 1 3	2	0	1	1	0	2
Lipscomb	12/9/17		6	0-0	.000	0-0	.000	0-0	.000	0 2 2	1	0	0	0	0	0
North Carolina	12/17/17		6	0-0	.000	0-0	.000	0-0	.000	1 1 2	0	0	0	0	0	0
Furman	12/20/17		2	0-0	.000	0-0	.000	0-0	.000	0 0 0	0	0	0	0	0	0
at Wake Forest	12/23/17		11	1-2	.500	0-0	.000	1-2	.500	1 2 3	3	2	2	0	0	3
at Arkansas	12/30/17		6	1-1	1.000	0-0	.000	0-0	.000	1 2 3	0	1	1	0	0	2
Auburn	1/2/18		2	0-0	.000	0-0	.000	0-0	.000	0 2 2	0	0	1	0	0	0
Kentucky	1/6/18		2	0-0	.000	0-0	.000	0-0	.000	0 0 0	0	0	3	0	0	0
at Vanderbilt	1/9/18		2	0-0	.000	0-0	.000	0-0	.000	0 0 0	0	0	1	0	0	0
Texas A&M	1/13/18		3	0-0	.000	0-0	.000	0-0	.000	0 2 2	1	0	0	0	0	0
at Missouri	1/17/18		9	2-2	1.000	0-0	.000	0-0	.000	1 0 1	1	0	0	0	0	4
at South Carolina	1/20/18		25	5-5	1.000	0-0	.000	0-2	.000	1 3 4	3	0	1	1	0	10
Vanderbilt	1/23/18															
at Iowa State	1/27/18															
LSU	1/31/18															
Ole Miss	2/3/18															
at Kentucky	2/6/18															
at Alabama	2/10/18															
South Carolina	2/13/18															
at Georgia	2/17/18															
Florida	2/21/18															
at Ole Miss	2/24/18															
at Mississippi State	2/27/18															
Georgia	3/3/18															

■ PRODUCTION TRACKER

	This Season
Scored 5+ Points	2
Scored 10+ Points	5
Led the Vols in Scoring	-
Had 5+ Rebounds	1
Had 10+ Rebounds	-
Led the Vols in Rebounds	-
Had Multiple Assists	-
Had Multiple Steals	-
Had Multiple Blocks	-
Led the Vols in Blocks	1
Had Multiple Dunks	-
Drew Multiple Charges	-



CAREER STATS

	GP-GS	Min	Avg	FG-A	Pct	3FG-A	Pct	FT-A	Pct	Off-Def-Rebs	Avg	PF-FO	Ast	TO	Blk	Stl	Pts	Avg
2017-18	18-0	137	7.6	15-23	.652	0-0	.000	2-9	.222	12-23-35	1.9	24-0	4	15	5	1	32	1.8

2 GRANT WILLIAMS

SO Forward | 6-7 | 241 | Business Administration
Charlotte, N.C. | Providence Day School

SEASON/CAREER HIGHS

Points

Season 37 at Vanderbilt (1/9/18)
Career Same

Rebounds

Season 12 vs. High Point (11/14/17)
Career 14 at LSU (3/1/17)

Assists

Season 4 (3x), last vs. Kentucky (1/6/18)
Career 6 vs. Kentucky (1/24/17)

Blocks

Season 3 (3x), last at Vanderbilt (1/9/18)
Career 6 at Texas A&M (12/29/16)

Steals

Season 2 (3x), last at Missouri (1/17/18)
Career 4 at South Carolina (2/25/17)

Minutes

Season 35 (3x), last at Missouri (1/17/18)
Career Same

Field Goals Made

Season 12 at Vanderbilt (1/9/18)
Career Same

Field Goals Attempted

Season 20 at Vanderbilt (1/9/18)
Career Same

3-Pt. Field Goals Made

Season 2 vs. Purdue (11/22/17)
Career 2 (2x), last vs. Purdue (11/22/17)

3-Pt. Field Goals Attempted

Season 4 vs. Purdue (11/22/17)
Career 4 (2x), last vs. Purdue (11/22/17)

Free Throws Made

Season 13 at Vanderbilt (1/9/18)
Career Same

Free Throws Attempted

Season 15 at Vanderbilt (1/9/18)
Career Same

@GrWill2

Coaches Preseason All-SEC (2nd)

- Team's top scorer/rebounder has started each of UT's last 47 games—the longest active streak on the team
- Earned his first SEC Player of the Week award after averaging 23.0 ppg and 6.0 rpg and leading the Vols to a pair of wins over Vanderbilt and Texas A&M
- Lifted the Vols to a road win at Vanderbilt (1/9) behind a career-high 37 points on 12-of-20 shooting from the floor, marking the most points by a Vol since SEC Player of the Year Ron Slay scored 38 vs. New Mexico on Jan. 4, 2003
- Dropped 18 points, eight boards and four assists to help the Vols come from behind to beat #17 Kentucky (1/6)
- Paced the Vols in scoring (18.7 ppg), assists (3.0 apg) and blocks (2.0 bpg) while ranking second on the squad in rebounding (7.3 rpg) during the Battle 4 Atlantis tournament
- His 402 total points last season ranked sixth all-time among Tennessee freshmen, trailing Bernard King (661), Allan Houston (609), Tobias Harris (521), Ernie Grunfeld (453) and Chris Lofton (410)
- His 61 blocked shots last season shattered Tennessee's previous freshman record of 39 (C.J. Black, 1996-97) and ranked as the second-most ever recorded in a single season by a Vol
- SEC All-Freshman Team performer notched two 30-point performances last season, making him just the third Vol in history to record multiple 30-point games as a freshman (Bernard King, Allan Houston)

2017-18 GAME-BY-GAME STATS

OPPONENT	DATE	St	MIN	FG-FGA	PCT	3FG-FGA	PCT	FT-FTA	PCT	OFF DEF TOT	PF	A	T/O	BLK	STL	PTS
Presbyterian	11/10/17	f	21	4-8	.500	0-2	.000	6-8	.750	1 6 7	4	3	1	0	0	14
High Point	11/14/17	f	25	2-9	.222	0-2	.000	4-6	.667	4 8 12	1	2	2	2	2	8
vs. Purdue	11/22/17	f	30	8-18	.444	2-4	.500	4-4	1.000	4 4 8	4	2	2	1	0	22
vs. Villanova	11/23/17	f	33	9-16	.563	0-1	.000	2-3	.667	3 5 8	5	3	2	2	0	20
vs. NC State	11/24/17	f	27	5-12	.417	0-1	.000	4-8	.500	2 4 6	4	4	0	3	2	14
Mercer	11/29/17	f	30	8-15	.533	0-2	.000	5-6	.833	1 2 3	2	4	2	2	1	21
at Georgia Tech	12/3/17	f	24	5-9	.556	0-0	.000	1-2	.500	1 5 6	5	1	3	2	0	11
Lipscomb	12/9/17	f	27	6-11	.545	0-1	.000	7-7	1.000	2 6 8	3	2	4	3	1	19
North Carolina	12/17/17	f	26	7-15	.467	0-0	.000	1-2	.500	1 3 4	4	0	2	2	1	15
Furman	12/20/17	f	35	7-11	.636	0-0	.000	0-1	.000	4 4 8	2	3	3	1	0	14
at Wake Forest	12/23/17	f	23	4-6	.667	1-2	.500	2-3	.667	0 3 3	3	0	2	0	0	11
at Arkansas	12/30/17	f	34	5-13	.385	0-1	.000	2-4	.500	3 3 6	5	1	2	2	1	12
Auburn	1/2/18	f	33	8-15	.533	0-1	.000	6-9	.667	4 4 8	4	0	3	1	0	22
Kentucky	1/6/18	f	35	7-13	.538	0-0	.000	4-5	.800	4 4 8	4	4	3	1	1	18
at Vanderbilt	1/9/18	f	33	12-20	.600	0-1	.000	13-15	.867	2 5 7	2	2	2	3	0	37
Texas A&M	1/13/18	f	33	3-13	.231	0-0	.000	3-4	.750	2 3 5	2	2	2	1	1	9
at Missouri	1/17/18	f	35	5-12	.417	0-1	.000	5-6	.833	1 4 5	5	1	4	1	2	15
at South Carolina	1/20/18	f	31	4-9	.444	0-1	.000	6-7	.857	0 2 2	1	0	0	2	1	14
Vanderbilt	1/23/18															
at Iowa State	1/27/18															
LSU	1/31/18															
Ole Miss	2/3/18															
at Kentucky	2/6/18															
at Alabama	2/10/18															
South Carolina	2/13/18															
at Georgia	2/17/18															
Florida	2/21/18															
at Ole Miss	2/24/18															
at Mississippi State	2/27/18															
Georgia	3/3/18															

■ PRODUCTION TRACKER

	Last Season	This Season	Career
Scored 10+ Points	20	16	36
Scored 15+ Points	11	9	20
Scored 20+ Points	3	5	8
Led the Vols in Scoring	9	8	17
Had 5+ Rebounds	21	14	35
Had 10+ Rebounds	5	1	6
Led the Vols in Rebounds	12	6	18
Had Multiple Assists	10	11	21
Had Multiple Steals	7	3	10
Had Multiple Blocks	16	10	26
Led the Vols in Blocks	18	10	28
Had Multiple Dunks	-	2	2



CAREER STATS

	GP-GS	Min	Avg	FG-A	Pct	3FG-A	Pct	FT-A	Pct	Off-Def-Rebs	Avg	PF-FO	Ast	TO	Blk	Stl	Pts	Avg
2016-17	32-29	814	25.4	132-262	.504	12-32	.375	126-189	.667	94-95-189	5.9	105-6	36	62	61	26	402	12.6
2017-18	18-18	535	29.7	109-225	.484	3-20	.150	75-100	.750	39-75-114	6.3	60-4	34	39	29	13	296	16.4
TOTAL	50-47	1349	27.0	241-487	.495	15-52	.288	201-289	.696	133-170-303	6.1	165-10	70	101	90	39	698	14.0

12 BRAD WOODSON

JR Guard | 6-1 | 180 | Kinesiology
Murfreesboro, Tenn. | Riverdale HS



@Bwoodson_12

- Knows how to play every position on the court (assignments, responsibilities, etc.)
- Has appeared in two games this season
- Logged a career-high 18 minutes at South Carolina as a freshman
- Was named to the 2015-16 First-Year SEC Academic Honor Roll
- Was a 1,000-point scorer at Riverdale High School, where his father, Kevin, was the varsity head coach
- Earned first-team *Murfreesboro Daily News Journal* All-Area Team honors as a high school senior in 2015 after averaging 15.8 points per game
- Also played third base for Riverdale's varsity baseball team, which won district, region and substate championships when he was a junior in 2014 (32 total wins)
- This is his first season wearing No. 12; he wore No. 32 his first two seasons
- Had perfect attendance from kindergarten through high school
- Volunteers as a middle school mentor and Sunday school teacher at his church in Knoxville
- Big fan of the Chicago Cubs

SEASON/CAREER HIGHS

Points

Season -
Career 5 vs. Presbyterian (12/6/16)

Rebounds

Season -
Career 3 at South Carolina (2/24/16)

Assists

Season -
Career 1 (4x), last vs. Missouri (2/18/17)

Blocks

Season -
Career 1 vs. Missouri (2/18/17)

Steals

Season -
Career 1 (2x), last vs. Presbyterian (12/6/16)

Minutes

Season 4 vs. Presbyterian (11/10/17)
Career 18 at South Carolina (2/24/16)

Field Goals Made

Season -
Career 1 (4x), last vs. Missouri (2/18/17)

Field Goals Attempted

Season -
Career 5 at South Carolina (2/24/16)

3-Pt. Field Goals Made

Season -
Career 1 (2x), last vs. Presbyterian (12/6/16)

3-Pt. Field Goals Attempted

Season -
Career 5 at South Carolina (2/24/16)

Free Throws Made

Season -
Career 2 (2x), last vs. Presbyterian (12/6/16)

Free Throws Attempted

Season -
Career 2 (2x), last vs. Presbyterian (12/6/16)

2017-18 GAME-BY-GAME STATS

OPPONENT	DATE	St	MIN	FG-FGA	PCT	3FG-FGA	PCT	FT-FTA	PCT	OFF DEF TOT	PF	A	T/O	BLK	STL	PTS
Presbyterian	11/10/17		4	0-0	.000	0-0	.000	0-0	.000	0 0 0	1	0	0	0	0	0
High Point	11/14/17		2	0-2	.000	0-0	.000	0-0	.000	0 0 0	0	0	0	0	0	0
vs. Purdue	11/22/17								DNP							
vs. Villanova	11/23/17								DNP							
vs. NC State	11/24/17								DNP							
Mercer	11/29/17								DNP							
at Georgia Tech	12/3/17								DNP							
Lipscomb	12/9/17								DNP							
North Carolina	12/17/17								DNP							
Furman	12/20/17								DNP							
at Wake Forest	12/23/17								DNP							
at Arkansas	12/30/17								DNP							
Auburn	1/2/18								DNP							
Kentucky	1/6/18								DNP							
at Vanderbilt	1/9/18								DNP							
Texas A&M	1/13/18								DNP							
at Missouri	1/17/18								DNP							
at South Carolina	1/20/18								DNP							
Vanderbilt	1/23/18															
at Iowa State	1/27/18															
LSU	1/31/18															
Ole Miss	2/3/18															
at Kentucky	2/6/18															
at Alabama	2/10/18															
South Carolina	2/13/18															
at Georgia	2/17/18															
Florida	2/21/18															
at Ole Miss	2/24/18															
at Mississippi State	2/27/18															
Georgia	3/3/18															



CAREER STATS

	GP-GS	Min	Avg	FG-A	Pct	3FG-A	Pct	FT-A	Pct	Off-Def-Rebs	Avg	PF-FO	Ast	TO	Blk	Stl	Pts	Avg
2015-16	10-0	63	6.3	2-14	.143	1-9	.111	2-2	1.000	3-5-8	0.8	6-0	3	2	0	1	7	0.7
2016-17	4-0	11	2.8	2-7	.286	1-4	.250	2-2	1.000	0-0-0	0.0	1-0	1	0	1	1	7	1.8
2017-18	2-0	6	3.0	0-2	.000	0-2	.000	0-0	.000	0-0-0	0.0	1-0	0	0	0	0	0	0.0
TOTAL	16-0	80	5.0	4-23	.174	2-15	.133	4-4	1.000	3-5-8	0.5	8-0	4	2	1	2	14	0.9

► THE LAST TIME

LAST TIME A TENNESSEE PLAYER...

Scored 40 Points: 43 by Allan Houston vs. LSU (2/10/90)

Scored 35 Points: 37 by Grant Williams at Vanderbilt (1/9/18)

Scored 30 Points: 337 by Grant Williams at Vanderbilt (1/9/18)

Scored 25 Points: 25 by Lamonté Turner at South Carolina (1/20/18)

Scored 30 Or More Points In Back-To-Back Games:

Chris Lofton with 34 vs. Memphis (12/6/06) and 32 vs. Western Kentucky (12/16/06)

Scored 25 or More Points in Back-To-Back Games:

Kevin Punter Jr. with 26 vs. Vanderbilt (1/20/16) and 36 vs. South Carolina (1/23/16)

Scored 20 or More Points in Five Consecutive Games:

Seven Games: Kevin Punter Jr. with 24 vs. Gardner-Webb (11/22/15), 26 vs. Army West Point (11/24/15), 24 vs. George Washington (12/27/15), 23 vs. Nebraska (11/28/15), 27 at Butler (12/12/15), 24 vs. Florida Atlantic (12/16/15) and 23 vs. Gonzaga (12/19/15)

Grabbed 20 Rebounds: 20 by Jeronne Maymon vs. Memphis (11/22/11)

Grabbed 15 Rebounds: 18 by Jarnell Stokes vs. Mercer (3/23/14)

Grabbed 10 Offensive Rebounds: 10 by Jeronne Maymon vs. NC State (12/18/13)

Made 15 Field Goals: 15 (15-19) by Dylon Nix vs. Tennessee Tech (11/25/88)

Made 10 Field Goals: 12 (12-20) by Grant Williams at Vanderbilt (1/9/18)

Attempted 25 Field Goals: 27 (14-27) by Allan Houston vs. LSU (2/10/90)

Attempted 20 Field Goals: 20 (12-20) by Grant Williams at Vanderbilt (1/9/18)

Made 8 3-pointers: 8 (8-11) by Jordan McRae at Georgia (3/2/13)

Made 7 3-pointers: 7 (7-11) by Lamonté Turner vs. Presbyterian (12/6/16)

Made 6 3-pointers: 7 (7-11) by Lamonté Turner vs. Presbyterian (12/6/16)

Attempted 15 3-pointers: 15 (6-15) by Chris Lofton at Vanderbilt (2/26/08)

Attempted 10 3-pointers: 10 (3-10) by Lamonté Turner at Ole Miss (1/17/17)

Made 15 Free Throws: 16 (16-17) by Jeronne Maymon vs. Memphis (11/22/11)

Made 10 Free Throws: 10 (10-10) by Lamonté Turner at South Carolina (1/20/18)

Attempted 20 Free Throws: 23 (22-23) by Bill Justus vs. Ohio (3/17/69)

Attempted 15 Free Throws: 15 (13-15) by Grant Williams at Vanderbilt (1/9/18)

Had 15 Assists: 15 by Fred Jenkins vs. Georgia (2/28/87)

Had 10 Assists: 10 by James Daniel III vs. Mercer (11/29/17)

Had 6 Steals: 6 by Josh Richardson vs. Butler (12/14/14)

Had 5 Steals: 5 by Devon Baulkman vs. Vanderbilt (3/10/16)

Had 5 Blocks: 6 by Grant Williams at Texas A&M (12/29/16)

Played Every Minute Of A Game: 40 minutes by Kevin Punter Jr. at Mississippi State (1/16/16)

Converted A 4-Point Play: Detrick Mostella vs. Kansas (11/28/14)

Hit A Shot At The Buzzer To Send A Game To Overtime:

Robert Hubbs III hit a driving layup as time expired to tie the game 67-67. Tennessee won 76-73 in overtime at Vanderbilt (2/11/15).

Hit A Shot In The Closing Seconds To Send A Game To Overtime:

Lamonté Turner made a 3-pointer vs. Purdue with 5.1 seconds left in regulation, tying the game at 63. Tennessee went on to win, 78-75, in overtime (11/22/17)

Hit A Shot At The Buzzer To Win A Game:

Brian Williams grabbed an offensive rebound off a Tobias Harris missed 3-pointer and sank a four-footer just off the right block at the buzzer to give Tennessee a 59-57 win at Georgia (1/18/11)

Hit A Closing-Seconds Shot To Win A Game:

Scotty Hopson sank a game-winning field goal with his foot on the 3-point line in UT's 61-60 victory over Florida (1/31/10)

Scored 20 or more points in a first half: Jordan McRae (20) vs. South Carolina (2/8/14)

Scored 20 or more points in a second half: Grant Williams (20 of his 37) at Vanderbilt (1/9/18)

Had A Triple-Double: Tyler Smith (12 points, 10 rebounds, 10 assists) vs. UNC Asheville (12/3/08)

The only triple-double in Tennessee basketball history

LAST TIME TENNESSEE...

Scored 110 Points: 124 vs. UNC Asheville (11/17/09)

Scored 105 Points: 105 vs. East Carolina (11/20/09)

Scored 100 Points: 103 vs. Appalachian State (11/15/16)

Allowed 100 Points: 105 vs. Texas (12/23/06, OT)

Scored 60 Points in a Half: 62 (2nd half) vs. East Carolina (11/20/09)

Did Not Score 20+ Points in a Half: 18 (1st half) vs. Vanderbilt (2/22/17)

Grabbed 55 Rebounds: 58 vs. UT Martin (11/18/08)

Grabbed 50 Rebounds: 50 vs. Purdue (11/22/17)

Made 40 Field Goals: 40 (40-70) vs. East Carolina (11/20/09)

Attempted 90 Field Goals: 91 (38-91) vs. LSU (2/10/90)

Attempted 80 Field Goals: 80 (29-80) vs. Purdue (11/22/17)

Attempted 70 Field Goals: 71 (32-71) at Arkansas (12/30/17)

Made 15 3-pointers: 16 (16-33) vs. Presbyterian (12/6/16)

Made 10 3-pointers: 11 (11-25) at Arkansas (12/30/17)

Attempted 35 3-pointers: 39 (13-39) vs. Chattanooga (1/2/12)

Attempted 30 3-pointers: 33 (16-33) vs. Presbyterian (12/6/16)

Made 45 Free Throws: 45 (45-60) vs. George Washington (12/28/00)

Made 40 Free Throws: 45 (45-60) vs. George Washington (12/28/00)

Attempted 55 Free Throws: 60 (45-60) vs. George Washington (12/28/00)

Had 30 Assists: 30 vs. Tusculum (1/4/14)

Had 25 Assists: 26 vs. Mercer (11/29/17)

Had 20 Steals: 21 vs. North Carolina A&T (12/23/09)

Had 15 Steals: 15 at Vanderbilt (2/22/11)

Had 12 Blocks: 14 vs. Virginia (12/19/00)

Never trailed in a game: vs. Mercer (11/29/17)

Faced a 25-Point Deficit: Trailed 82-55 in second half at South Carolina (2/25/17); lost 82-55

Faced a 20-Point Deficit: Trailed 82-55 in second half at South Carolina (2/25/17); lost 82-55

Faced a 15-Point Deficit: Trailed 40-24 in second half vs. Alabama (3/4/17); won 59-54

Overcame a 20-Point Deficit To Win: Trailed 13-34 in first half, won 84-77 vs. Kentucky (2/2/16)

Overcame a 15-Point Deficit To Win: Trailed 40-24 in second half vs. Alabama (3/4/17); won 59-54

Overcame a 10-Point Deficit To Win: Trailed 45-35 at halftime at Vanderbilt (1/9/18); won 92-84

Overcame a 15-Point Halftime Deficit To Win: Trailed 35-50 at halftime, won 111-105 in overtime vs. Texas (12/23/06)

Overcame a 10-Point Halftime Deficit To Win: Trailed 45-35 at halftime, won 92-84 at Vanderbilt (1/9/18)

Did Not Make A 3-Pointer: 0 (0-8) vs. Duke (11/21/11)
Active 3-point streak: 217 games

Played a Half Without a Committing a Turnover: Second half vs. George Washington (11/27/15)

Had Six Players Score In Double Figures In Same Game:

Robert Hubbs III (16), Lamonté Turner (15), Jordan Bowden (14), Kyle Alexander (13), Grant Williams (13), Shembari Phillips (11) vs. Appalachian State (11/15/16)

Had Seven Players Score In Double Figures In Same Game:

Vincent Yarbrough (18), Charles Hathaway (12), Harris Walker (12), Marcus Haislip (12), Isiah Victor (11), Tony Harris (11), Terrence Woods (11) vs. East Tennessee State (11/19/00)

Had Two Players Record Double-Doubles In Same Game:

Jeronne Maymon (11 pts, 11 rebs) and Jarnell Stokes (26 pts, 14 rebs) vs. UMass (3/21/14)

Tennessee Did Not Have A Player Score in Double Figures:

at Georgetown (11/30/12)

Opponent Did Not Have A Player Score in Double Figures:

vs. South Carolina (3/14/14)

Had Three Players Score 20+ Points In Same Game:

Jordan McRae (21), Josh Richardson (20) and Jarnell Stokes (20) vs. Virginia (12/30/13)

Had Two Players Score 25+ Points In Same Game:

Armani Moore (29) and Kevin Punter Jr. (26) vs. Army West Point (11/24/15)

Tennessee Player Made SportCenter's Top 10 Plays:

Jordan Bowden vs. Tennessee Tech (12/13/16). Alley-oop from Lamonté Turner on in-bounds play; No. 3 play

Tennessee Player was Called for a Technical Foul:

Lamonté Turner vs. Kentucky (1/6/18)

Tennessee Player was Ejected: Yemi Makanjuola (type-2 flagrant foul) at Vanderbilt (1/24/12)

Tennessee Head Coach was Called for a Technical Foul:

Rick Barnes vs. Kentucky (1/6/18)

Tennessee Head Coach was Ejected: Bruce Pearl vs. College of Charleston (12/31/10)

Opposing Player was Ejected: Trayvon Reed of Auburn (technical foul and a type-1 flagrant foul, 1/31/15)

Opposing Head Coach was Ejected: Mark Fox of Georgia (2/4/12)

► RESULTS

Record:	Overall	Home	Away	Neutral
All Games	13-5	7-2	4-2	2-1
Conference	4-3	2-1	2-2	0-0
Non-Conference	9-2	5-1	2-0	2-1

Date	Time	Opponent	Score	Attendance	High Points	High Rebounds	High Assists
Nov. 11	7 p.m.	Presbyterian (SEC Network+)	W, 88-53	15,047	22 Admiral Schofield	7 Grant Williams	5 John Fulkerson
Nov. 14	7 p.m.	High Point (SEC Network+)	W, 84-53	12,343	16 Jordan Bone 16 Lamonté Turner	12 Grant Williams	10 James Daniel III
Nov. 22	Noon	1-vs. #18 Purdue (ESPN2)	W, 78-75 (OT)	1,306	22 Grant Williams	11 Kyle Alexander	3 Jordan Bone 3 James Daniel III
Nov. 23	12:31 p.m.	1-vs. #5 Villanova (ESPN)	L, 85-76	2,102	20 Grant Williams	8 Grant Williams	5 Lamonté Turner
Nov. 24	2:30 p.m.	1-vs. NC State (ESPN2)	W, 67-58	1,329	14 Grant Williams	13 Kyle Alexander	4 Grant Williams
Nov. 29	7 p.m.	Mercer (SEC Network+)	W, 84-60	13,642	21 Grant Williams	4 Jordan Bowden 4 John Fulkerson	10 James Daniel III
Dec. 3	6 p.m.	at Georgia Tech (ESPNU)	W, 77-70	6,514	24 Lamonté Turner	11 Kyle Alexander	4 Jordan Bone
Dec. 9	2:15 p.m.	Lipscomb (SEC Network)	W, 81-71	14,051	19 Grant Williams	8 Grant Williams	6 Jordan Bone
Dec. 17	3 p.m.	#7 North Carolina (ESPN)	L, 78-73	21,678	15 Grant Williams	9 Lamonté Turner	4 Jordan Bone
Dec. 20	9 p.m.	Furman (SEC Network)	W, 66-61	13,095	21 Jordan Bowden	13 Admiral Schofield	4 James Daniel III
Dec. 23	12:30 p.m.	at Wake Forest (ESPN2)	W, 79-60	11,362	17 Jordan Bowden	6 Admiral Schofield	5 Jordan Bone
Dec. 30	1 p.m.	at Arkansas* (SEC Network)	L, 95-93 (OT)	18,696	21 Jordan Bone	7 Admiral Schofield	5 Jordan Bone
Jan. 2	7 p.m.	Auburn* (ESPNU)	L, 94-84	14,755	25 Lamonté Turner	8 Grant Williams	3 Jordan Bowden
Jan. 6	9 p.m.	#17 Kentucky* (SEC Network)	W, 76-65	21,678	20 Admiral Schofield	9 Admiral Schofield	6 James Daniel III
Jan. 9	9 p.m.	at Vanderbilt* (SEC Network)	W, 92-84	11,510	37 Grant Williams	9 Admiral Schofield	4 James Daniel III
Jan. 13	6 p.m.	Texas A&M* (SEC Network)	W, 75-62	19,612	15 Jordan Bowden	8 Admiral Schofield	4 Jordan Bone
Jan. 17	9 p.m.	at Missouri* (SEC Network)	L, 59-55	15,061	15 Grant Williams	5 Jordan Bowden 5 Admiral Schofield 5 Grant Williams	3 Jordan Bone 3 James Daniel III
Jan. 20	6 p.m.	at South Carolina* (ESPN2)	W, 70-63	18,000	25 Lamonté Turner	6 Lamonté Turner	3 Jordan Bowden 3 Admiral Schofield
Jan. 23	7 p.m.	Vanderbilt* (ESPNU)					
Jan. 27	4 p.m.	2-at Iowa State (ESPNU)					
Jan. 31	6:30 p.m.	LSU* (SEC Network)					
Feb. 3	6 p.m.	Ole Miss* (SEC Network)					
Feb. 6	7 p.m.	at Kentucky* (ESPN)					
Feb. 10	6 p.m.	at Alabama* (SEC Network)					
Feb. 13	9 p.m.	South Carolina* (ESPNU)					
Feb. 17	6 p.m.	at Georgia* (SEC Network)					
Feb. 21	9 p.m.	Florida* (ESPN2)					
Feb. 24	1 p.m.	at Ole Miss* (SEC Network)					
Feb. 27	7 p.m.	at Mississippi State* (SEC Network)					
March 3	6 p.m.	Georgia* (SEC Network)					
March 7 or 8		3-TBD					

1-Bad Boy Mowers Battle 4 Atlantis (Paradise Island, Bahamas)

2-Big 12/SEC Challenge presented by Sonic

3-SEC Tournament (Scottrade Center; St. Louis, Mo.)

* Southeastern Conference Game

Rankings listed are Associated Press

All Times Eastern

► TEAM GAME-BY-GAME STATS

	Date	Result	FG-A	Pct	3FG-A	Pct	FT-A	Pct	Rebounds O-D-Total	PF	Pts	A	TO	Blk	Stl	Min	Pts. at Half
Presbyterian			18-50	.360	8-26	.308	9-14	.643	7-21-28	21	53	12	19	0	3	200	14
at Tennessee	Nov. 10	W, 88-53	33-58	.569	7-15	.467	15-23	.652	10-29-39	20	88	25	8	4	9	200	46
High Point			19-57	.333	7-17	.412	8-17	.471	13-18-31	23	53	9	16	4	7	200	13
at Tennessee	Nov. 14	W, 88-54	27-57	.474	12-27	.444	18-23	.783	16-31-47	20	84	20	17	9	7	200	53
vs. #18 Purdue			22-59	.373	10-27	.370	21-25	.840	10-31-41	16	75	13	18	4	7	225	31
Tennessee	Nov. 22	W, 78-75 OT	29-80	.363	9-23	.391	11-12	.917	20-30-50	23	78	14	15	4	8	225	31
vs. #5 Villanova			23-50	.460	6-17	.353	33-37	.892	12-23-35	24	85	11	17	4	11	200	34
Tennessee	Nov. 23	L, 85-76	29-64	.453	6-20	.300	12-19	.632	16-16-32	28	76	17	15	3	6	200	46
vs. NC State			21-55	.382	3-16	.188	13-22	.591	17-26-43	22	58	9	21	1	9	200	23
Tennessee	Nov. 24	W, 67-58	20-53	.377	8-18	.444	19-28	.679	15-21-36	22	67	14	16	9	13	200	30
Mercer			17-45	.378	7-17	.412	19-26	.731	12-19-31	19	60	10	20	1	2	200	27
at Tennessee	Nov. 29	W, 84-60	30-54	.556	13-25	.520	11-14	.786	6-17-23	23	84	26	11	7	7	200	46
at Georgia Tech			21-54	.389	6-16	.375	22-33	.667	15-21-36	25	70	13	14	1	6	200	29
Tennessee	Dec. 3	W, 77-70	23-53	.434	8-20	.400	23-27	.852	11-24-35	24	77	15	14	7	5	200	35
Lipscomb			25-63	.397	7-20	.350	14-17	.824	10-27-37	23	71	12	15	4	5	200	27
at Tennessee	Dec. 9	W, 81-71	25-59	.424	7-22	.318	24-30	.800	10-29-39	20	81	22	15	9	5	200	40
#7 North Carolina			29-67	.433	6-17	.353	14-19	.737	19-25-44	16	78	17	16	2	4	200	32
Tennessee	Dec. 17	L, 78-73	25-67	.373	9-25	.360	14-17	.824	18-21-39	23	73	11	13	6	6	200	38
Furman			23-58	.397	7-27	.259	8-10	.800	7-26-33	18	61	10	13	2	9	200	26
at Tennessee	Dec. 20	W, 66-61	23-62	.371	5-20	.250	15-24	.625	17-30-47	13	66	17	10	2	7	200	29
at Wake Forest			20-53	.377	6-17	.353	14-17	.824	13-22-35	21	60	7	20	2	5	200	35
Tennessee	Dec. 23	W, 79-60	29-56	.518	10-23	.435	11-16	.688	6-23-29	22	79	15	17	4	7	200	36
at Arkansas			33-61	.541	8-20	.400	21-33	.636	6-28-34	20	95	9	12	7	4	225	31
Tennessee	Dec. 30	L, 95-93 OT	32-71	.451	11-25	.440	18-26	.692	11-30-41	27	93	17	14	3	5	225	38
Auburn			30-74	.405	9-31	.290	25-29	.862	22-24-46	29	94	17	10	5	9	200	42
at Tennessee	Jan. 2	L, 94-84	24-58	.414	6-21	.286	30-37	.811	14-24-38	25	84	14	15	3	3	200	36
#17 Kentucky			24-52	.462	7-19	.368	10-16	.625	8-22-30	23	65	14	16	4	7	200	37
at Tennessee	Jan. 6	W, 76-65	25-55	.455	8-22	.364	18-24	.750	12-25-37	16	76	23	12	4	8	200	29
at Vanderbilt			29-56	.518	11-26	.423	15-22	.682	9-17-26	23	84	14	8	2	3	200	45
Tennessee	Jan. 9	W, 92-84	30-53	.566	7-13	.538	25-28	.893	8-22-30	22	92	13	8	4	3	200	35
Texas A&M			24-54	.444	8-20	.400	6-10	.600	6-23-29	16	62	17	17	6	6	200	28
at Tennessee	Jan. 13	W, 75-62	25-61	.410	5-17	.294	20-23	.870	14-24-38	11	75	16	10	6	10	200	36
at Missouri			20-48	.417	4-18	.222	15-17	.882	9-22-31	13	59	10	12	2	4	200	27
Tennessee	Jan. 17	L, 59-55	21-54	.389	5-21	.238	8-13	.615	10-18-28	14	55	9	9	4	9	200	27
South Carolina			18-49	.367	10-23	.435	17-27	.630	15-16-31	19	63	13	14	1	6	200	30
at Tennessee	Jan. 20	W, 70-63	23-40	.575	5-11	.455	19-24	.792	4-21-25	21	70	10	13	7	8	200	33
Vanderbilt																	
at Tennessee	Jan. 23																
at Iowa State																	
Tennessee	Jan. 27																
LSU																	
at Tennessee	Jan. 31																
Ole Miss																	
at Tennessee	Feb. 3																
at Kentucky																	
Tennessee	Feb. 6																
at Alabama																	
Tennessee	Feb. 10																
South Carolina																	
at Tennessee	Feb. 13																
at Georgia																	
Tennessee	Feb. 17																
Florida																	
at Tennessee	Feb. 21																
at Ole Miss																	
Tennessee	Feb. 24																
at Mississippi State																	
Tennessee	Feb. 27																
Georgia																	
at Tennessee	March 3																
SEC Tournament																	
Tennessee	March 7 or 8																

Rankings listed are Associated Press

► INDIVIDUAL POINTS-REBOUNDS-ASSISTS

	Kyle Alexander	Jordan Bone	Jordan Bowden	Lucas Campbell	James Daniel III	Chris Darrington	John Fulkerson	Zach Kent	Jalen Johnson	Yves Pons	Admiral Schofield	Lamonté Turner	Derrick Walker	Grant Williams	Brad Woodson
Presbyterian	4-4-0	9-0-4	15-5-2	3-0-2	2-3-2	4-0-3	4-5-5	4-2-0	2-2-1	0-0-0	22-5-1	0-3-2	5-1-0	14-7-3	0-0-0
High Point	3-7-0	16-4-2	8-4-0	0-1-0	4-0-10	7-1-2	8-3-0	0-1-0	0-0-0	INJ	14-6-2	16-0-1	0-5-1	8-12-2	0-0-0
vs. #18 Purdue	13-11-1	4-2-3	4-3-1	DNP	2-0-3	4-2-1	0-0-0	DNP	DNP	0-0-0	10-7-1	17-5-2	2-2-0	22-8-2	DNP
vs. #5 Villanova	4-7-0	4-2-4	9-2-3	DNP	10-1-1	2-1-0	7-1-0	DNP	DNP	INJ	16-3-1	4-2-5	0-1-0	20-8-3	DNP
vs. NC State	8-13-0	13-2-2	10-3-3	DNP	9-2-2	6-0-0	0-2-0	DNP	DNP	0-1-0	0-1-1	5-2-2	2-2-0	14-6-4	DNP
Mercer	1-3-1	2-0-4	18-4-2	DNP	9-2-10	7-0-1	0-4-2	DNP	1-1-0	4-0-0	10-3-0	9-1-2	2-2-0	21-3-4	DNP
at Georgia Tech	7-11-0	6-0-4	10-3-2	DNP	3-0-2	4-0-1	0-1-1	DNP	DNP	DNP	10-5-2	24-3-2	2-3-0	11-6-1	DNP
Lipscomb	6-3-1	5-1-6	8-3-2	DNP	12-4-2	11-3-5	0-1-0	DNP	DNP	0-0-0	13-6-1	7-3-3	0-2-0	19-8-2	DNP
#7 North Carolina	5-4-0	10-4-4	12-3-1	DNP	14-2-3	3-0-1	2-4-1	DNP	DNP	DNP	10-2-0	2-9-1	0-2-0	15-4-0	DNP
Furman	2-4-0	1-0-1	21-6-3	DNP	8-1-4	0-1-1	4-3-0	DNP	DNP	DNP	12-13-3	4-7-2	0-0-0	14-8-3	DNP
at Wake Forest	11-4-3	12-0-5	17-3-1	DNP	3-2-1	2-0-0	1-0-0	DNP	0-0-0	0-0-0	14-6-1	5-5-2	3-3-2	11-3-0	DNP
at Arkansas	4-6-0	21-6-5	7-2-2	DNP	17-2-4	4-1-0	0-2-1	DNP	DNP	DNP	16-7-1	10-2-2	2-3-1	12-6-1	DNP
Auburn	2-6-2	18-2-2	1-6-3	DNP	0-1-2	3-1-2	0-0-0	DNP	DNP	DNP	13-6-2	25-4-1	0-2-0	22-8-0	DNP
#17 Kentucky	9-5-0	5-0-1	7-3-0	DNP	3-3-6	DNP	3-3-3	DNP	DNP	DNP	20-9-4	11-4-5	0-0-0	18-8-4	DNP
at Vanderbilt	0-0-0	8-3-2	12-3-2	DNP	7-1-4	0-0-0	0-1-1	DNP	DNP	ILLNESS	22-9-1	6-3-1	0-0-0	37-7-2	DNP
Texas A&M	14-6-1	10-3-4	15-6-1	DNP	4-0-3	DNP	4-1-0	DNP	0-1-2	DNP	12-8-3	7-2-0	0-2-0	9-5-2	DNP
at Missouri	12-4-0	1-2-3	2-5-1	DNP	7-4-3	0-0-0	0-0-0	DNP	0-0-1	DNP	11-5-0	3-0-0	4-1-0	15-5-1	DNP
at South Carolina	3-3-0	2-1-1	0-0-3	DNP	2-0-1	0-2-0	DNP	DNP	DNP	2-2-0	12-4-3	25-6-2	10-4-0	14-2-0	DNP
Vanderbilt															
at Iowa State															
LSU															
Ole Miss															
at Kentucky															
at Alabama															
South Carolina															
at Georgia															
Florida															
at Ole Miss															
at Mississippi State															
Georgia															
SEC Tournament															

Rankings listed are Associated Press

GAME-BY-GAME STARTERS

OPPONENT	1	2	3	4	5	OPPONENT	1	2	3	4	5
Presbyterian	Daniel III	Bowden	Schofield	Williams	Alexander	LSU					
High Point	Bone	Bowden	Schofield	Williams	Alexander	Ole Miss					
vs. #18 Purdue	Bone	Bowden	Schofield	Williams	Alexander	at Kentucky					
vs. #5 Villanova	Bone	Bowden	Schofield	Williams	Alexander	at Alabama					
vs. NC State	Bone	Bowden	Schofield	Williams	Alexander	South Carolina					
Mercer	Daniel	Bone	Bowden	Williams	Alexander	at Georgia					
at Georgia Tech	Bone	Bowden	Schofield	Williams	Alexander	Florida					
Lipscomb	Bone	Bowden	Schofield	Williams	Alexander	at Ole Miss					
#7 North Carolina	Bone	Bowden	Schofield	Williams	Alexander	at Mississippi State					
Furman	Bone	Bowden	Schofield	Williams	Alexander	Georgia					
at Wake Forest	Bone	Bowden	Schofield	Williams	Alexander	SEC Tournament					
at Arkansas	Bone	Bowden	Schofield	Williams	Alexander						
Auburn	Bone	Bowden	Schofield	Williams	Alexander						
#17 Kentucky	Bone	Bowden	Schofield	Williams	Alexander						
at Vanderbilt	Bone	Bowden	Schofield	Williams	Alexander						
Texas A&M	Bone	Bowden	Schofield	Williams	Alexander						
at Missouri	Bone	Bowden	Schofield	Williams	Alexander						
at South Carolina	Bone	Bowden	Schofield	Williams	Alexander						
Vanderbilt											
at Iowa State											

► HIGHS & LOWS

Individual Category	Tennessee	Opponent
Points	37 by Grant Williams at Vanderbilt (1/9/18)	33 by Daryl Macon, Arkansas (12/30/17)
Points (Half)	20 (2nd half) by Grant Williams at Vanderbilt (1/9/18) 20 (2nd half) by Lamonté Turner vs. Auburn (1/2/18)	19 (2nd half) by Garrison Mathews, Lipscomb (12/9/17)
Field Goals Made	12 by Grant Williams at Vanderbilt (1/9/18)	10 three times, last by Macon and Barford, Arkansas (12/20/17)
Field Goals Attempted	20 by Grant Williams at Vanderbilt (1/9/18)	19 by Joel Berry II, North Carolina (12/17/17)
Field Goal Percentage (min. 5 made)	1.000 (6-6) by Kyle Alexander at Missouri (1/17/18)	.750 (6-8) by D. Gafford, Arkansas and PJ Washington, UK
3-Pointers Made	5 by Jordan Bowden at Wake Forest (12/23/17)	5 by Daryl Macon, Arkansas (12/30/17)
3-Pointers Attempted	9 by James Daniel III vs. Lipscomb (12/9/17)	12 by Bryce Brown, Auburn (1/2/18)
3-Point Percentage (min. 2 made)	1.000 (5-5) by Jordan Bowden at Wake Forest (12/23/17)	1.000 (2-2) Ethan Stair, Mercer (11/29/17)
Free Throws Made	13 by Grant Williams at Vanderbilt (1/9/18) 13 by Lamonté Turner vs. Auburn (1/2/18)	10 by Jared Harper, Auburn (1/2/18)
Free Throws Attempted	15 by Grant Williams 10 by Jared Harper, Auburn (1/2/18)	11 by Jared Harper, Auburn (1/2/18)
Free Throw Percentage (min. 3 made)	1.000 (13-13) by Lamonté Turner vs. Auburn (1/2/18)	1.000 (9-9) Jalen Brunson, Villanova (11/23/17)
Offensive Rebounds	7 by Kyle Alexander vs. NC State (11/24/17)	5 by Garrison Brooks, North Carolina (12/17/17)
Defensive Rebounds	11 by Admiral Schofield vs. Furman (12/20/17)	11 by Eli Pepper, Lipscomb (12/9/17)
Total Rebounds	13 by K. Alexander vs. NC State and A. Schofield vs. Furman	15 by Eli Pepper, Lipscomb, 12/9/17)
Assists	10 by James Daniel III vs. Mercer (11/29/17) 10 by James Daniel III vs. High Point (11/14/17)	8 by Theo Pinson, North Carolina (12/17/17)
Blocks	4 by Kyle Alexander twice, last vs. Lipscomb (12/9/17)	5 by Daniel Gafford, Arkansas (12/30/17)
Steals	4 by Admiral Schofield vs. Kentucky (1/6/18)	3 several times, last by PJ Washington, Kentucky (1/6/18)
Minutes Played	38 by Jordan Bone at Arkansas (12/30/17)	42 by Anton Beard, Arkansas (12/30/17)

Team Category	Tennessee	Opponent
Points	93 at Arkansas (12/30/17)	95 by Arkansas (12/30/17)
Low	55 at Missouri (1/17/18)	53 by Presbyterian (11/10/17)
Points (Half)	57 (2nd half) at Vanderbilt (1/9/18)	52 (2nd half) by Auburn (1/2/18)
Low	27 (1st half) at Missouri (1/17/18)	13 (1st half) by High Point (11/14/17)
Field Goals Made	33 vs. Presbyterian (11/10/17)	33 by Arkansas (12/30/17)
Low	20 vs. NC State (11/24/17)	17 by Mercer (11/29/17)
Field Goals Attempted	80 vs. Purdue (11/22/17)	74 by Auburn (1/2/18)
Low	40 at South Carolina (1/20/18)	45 by Mercer (11/29/17)
Field Goal Percentage	.575 at South Carolina (1/20/18)	.541 (33-61) by Arkansas (12/30/17)
Low	.300 vs. Villanova (11/23/17)	.333 (19-57) by High Point (11/14/17)
3-Pointers Made	13 vs. Mercer (11/29/17)	11 by Vanderbilt (1/9/18)
Low	5 vs. Furman, Texas A&M and at Missouri	3 by NC State (11/24/17)
3-Pointers Attempted	27 vs. High Point (11/14/17)	31 by Auburn (1/2/18)
Low	13 at Vanderbilt (1/9/18)	16 by Georgia Tech (12/3/17) and NC State (11/24/17)
3-Point Percentage	.538 (7-13) at Vanderbilt (1/9/18)	.435 (10-23) by South Carolina (1/20/18)
Low	.238 (5-21) at Missouri (1/17/18)	.188 (3-16) by NC State (11/24/17)
Free Throws Made	30 vs. Auburn (1/2/18)	33 by Villanova (11/23/17)
Low	8 at Missouri (1/17/18)	6 by Texas A&M (1/13/18)
Free Throws Attempted	37 vs. Auburn (1/2/18)	37 by Villanova (11/23/17)
Low	12 vs. Purdue (11/22/17)	10 by Furman (12/20/17)
Free Throw Percentage	.917 (11-12) vs. Purdue (11/22/17)	.892 (33-37) by Villanova (11/23/17)
Low	.615 at Missouri (1/17/18)	.471 (8-17) by High Point (11/14/17)
Personal Fouls	27 at Arkansas (12/30/17)	29 by Auburn (1/2/18)
Low	11 vs. Texas A&M (1/13/18)	13 by Missouri (1/17/18)
Total Rebounds	50 vs. Purdue (11/22/17)	46 by Auburn (1/2/18)
Low	23 vs. Mercer (11/29/17)	26 by Vanderbilt (1/9/18)
Offensive Rebounds	20 vs. Purdue (11/22/17)	22 by Auburn (1/2/18)
Low	4 at South Carolina (1/20/18)	6 by Arkansas (12/30/17) and Texas A&M (1/13/18)
Assists	26 vs. Mercer (11/29/17)	17 by North Carolina, Auburn and Texas A&M
Low	9 at Missouri (1/17/18)	7 by Wake Forest (12/23/17)
Turnovers	17 vs. High Point (11/14/17) and at Wake Forest (12/23/17)	21 by NC State (11/24/17)
Low	8 vs. Presbyterian (11/10/17) and at Vanderbilt (1/9/18)	8 by Vanderbilt (1/9/18)
Blocks	9 vs. NC State (11/24/17) and vs. Lipscomb (12/9/17)	7 by Arkansas (12/30/17)
Low	2 vs. Furman (12/20/17)	0 by Presbyterian (11/10/17)
Steals	13 vs. NC State (11/24/17)	9 by NC State, Furman and Auburn
Low	3 vs. Auburn (1/2/18) and at Vanderbilt (1/9/18)	2 by Mercer (11/29/17)

► SUPERLATIVES

ATTENDANCE SUMMARY

	Games	Totals	Average
Home	9	145,901	16,211
Away	6	81,143	13,523
Neutral	3	4,737	1,579
Total	18	231,781	12,877

■ UT's RECORD WHEN...

Leading at halftime	10-3
Trailing at halftime	2-1
Tied at halftime	1-1
Leading with 10:00 remaining	11-4
Trailing with 10:00 remaining	2-1
Tied with 10:00 remaining	0-0
Leading with 5:00 remaining	11-2
Trailing with 5:00 remaining	1-3
Tied with 5:00 remaining	1-0
In Overtime	1-1
Tennessee out-rebounds opponent	8-2
Tennessee is out-rebounded	5-3
Same amount of rebounds	0-0
Tennessee commits more turnovers	1-2
Opponent commits more turnovers	9-3
Same amount of turnovers	3-0
Tennessee shoots 50 percent or better	5-0
Opponent shoots 50 percent or better	1-1
Tennessee shoots less than 50 percent	8-5
Opponent shoots less than 50 percent	12-4
Tennessee shoots better than opponent	8-1
Opponent shoots better than Tennessee	5-4
Same shooting percentage	0-0
Tennessee has more free-throw attempts	8-1
Opponent has more free-throw attempts	5-4
Same amount of free-throw attempts	0-0
Tennessee bench outscores opponent bench	8-3
Opponent bench outscores Tennessee bench	5-2
Bench score the same	0-0
Tennessee scores less than 50	0-0
Tennessee scores between 50-59	0-1
Tennessee scores between 60-69	2-0
Tennessee scores between 70-79	6-2
Tennessee scores between 80-89	4-1
Tennessee scores between 90-99	1-1
Tennessee scores 100 or more	0-0
Opponent scores less than 50	0-0
Opponent scores between 50-59	3-1
Opponent scores between 60-69	6-0
Opponent scores between 70-79	3-1
Opponent scores between 80-89	1-1
Opponent scores between 90-99	0-2
Opponent scores 100 or more	0-0
In November	5-1
In December	4-2
In January	4-2
In February	0-0
In March	0-0
On Monday	0-0
On Tuesday	2-1
On Wednesday	3-1
On Thursday	0-1
On Friday	2-0
On Saturday	5-1
On Sunday	1-1

Starting Lineups (listed in order of positions, 1-5)

W-L

11-5	Bone, Bowden, Schofield, Williams, Alexander
1-0	Daniel III, Bowden, Schofield, Williams, Alexander
1-0	Daniel III, Bone, Bowden, Williams, Alexander

Margin of Victory/Defeat

	1	2	3	4	5	6	7	8	9	10	11-15	16-19	20-24	25+
Wins	-	-	1	-	1	-	2	1	1	1	2	1	1	2
Losses	-	1	-	1	1	-	-	-	1	1	-	-	-	-

Most First Half Points

Tennessee	53	vs. High Point (11/14)
Opponents	45	Vanderbilt (1/9)

Fewest First Half Points

Tennessee	27	at Missouri (1/17)
Opponents	13	High Point (11/114)

Largest Halftime Lead

Tennessee	39	vs. High Point (11/14)
Opponents	10	Vanderbilt (1/9)

Jump Balls Controlled

Tennessee	11
Opponents	8

How Scored First Points

3-Pointer	5
Lay-up	5
Hook/Over Shoulder	3
Jump Shot	2
Dunk	1
Tip-in	1
Free Throw	1

Scored UT's First Points

Grant Williams	6
Kyle Alexander	4
Jordan Bowden	3
Jordan Bone	2
Admiral Schofield	2
James Daniel	1

First Off UT Bench^

John Fulkerson	13
James Daniel III	10
Lamonté Turner	9
Chris Darrington	4
Derrick Walker	2
Jordan Bone	1
Yves Pons	1
Admiral Schofield	1

^ includes multiple subs

Dunks Sea Car

Kyle Alexander	14	24
Grant Williams	12	21
Admiral Schofield	5	16
Yves Pons	3	3
Jordan Bowden	2	9
John Fulkerson	2	5
Derrick Walker	2	2
Lamonté Turner	1	1

Points Leader* Sea Car

Grant Williams	8	17
Lamonté Turner	4	7
Jordan Bowden	3	3
Jordan Bone	2	6
Admiral Schofield	2	5

Reb. Leader* Sea Car

Admiral Schofield	7	15
Grant Williams	5	17
Kyle Alexander	4	13
Lamonté Turner	3	3
Jordan Bowden	2	3
John Fulkerson	1	4
Jordan Bone	-	1

Assists Leader* Sea Car

Jordan Bone	8	17
James Daniel III	7	7
Jordan Bowden	2	5
John Fulkerson	1	2
Admiral Schofield	1	5
Lamonté Turner	1	12
Grant Williams	1	6

Steals Leader* Sea Car

Admiral Schofield	7	14
Jordan Bowden	6	16
John Fulkerson	5	8
Kyle Alexander	4	6
James Daniel	4	4
Lamonté Turner	4	10
Jordan Bone	3	7
Grant Williams	2	10
Chris Darrington	1	1
Yves Pons	1	1
Brad Woodson	-	1

Most Second Half Points

Tennessee	57	at Vanderbilt (1/9)
Opponents	52	Auburn (1/2)

Fewest Second Half Points

Tennessee	28	at Missouri (1/17)
Opponents	25	Wake Forest (12/23)

Largest Margin of Victory

Tennessee	35	vs. Presbyterian (11/10)
Opponents	10	Auburn (1/2)

Blocks Leader* Sea Car

Kyle Alexander	11	32
Grant Williams	10	28
John Fulkerson	3	5
Admiral Schofield	3	7
Jordan Bowden	1	3
James Daniel III	1	1
Derrick Walker	1	1
Lamonté Turner	-	1
Brad Woodson	-	1

10+ Points Sea Car

Admiral Schofield	17	38
Grant Williams	16	36
Jordan Bowden	9	18
Jordan Bone	7	12
Lamonté Turner	7	18
Kyle Alexander	4	5
James Daniel	4	4
Chris Darrington	1	1
Derrick Walker	1	1
John Fulkerson	-	2

20+ Points Sea Car

Grant Williams	5	8
Admiral Schofield	3	4
Lamonté Turner	3	4
Jordan Bowden	1	2
Jordan Bone	-	2

30+ Points Sea Car

Grant Williams	1	3
----------------	---	---

10+ Rebounds Sea Car

Kyle Alexander	3	3
Admiral Schofield	1	3
Grant Williams	1	6
John Fulkerson	-	1

10+ Assists Sea Car

James Daniel III	2	2
------------------	---	---

Double-Doubles Sea Car

Kyle Alexander	1	1
Admiral Schofield	1	2
Grant Williams	-	4
John Fulkerson	-	1

Charges Drawn Sea Ca

James Daniel III	6	6
Kyle Alexander	6	15
Admiral Schofield	4	21
Grant Williams	4	12
Lamonté Turner	3	5
Chris Darrington	1	1
John Fulkerson	-	1

Floor Burns

(Diving Efforts)	Sea	Car
Kyle Alexander	10	34
Admiral Schofield	8	29
Jordan Bowden	7	11
James Daniel III	7	7
John Fulkerson	6	10
Grant Williams	5	16
Derrick Walker	4	4
Lamonté Turner	3	9
Jordan Bone	2	5
Chris Darrington	1	1
Brad Woodson	-	1

Free Throws in Final Four Minutes^

Jordan Bowden	14-14
Chris Darrington	4-4
Kyle Alexander	2-2
Admiral Schofield	10-11
Lamonté Turner	19-21
James Daniel	5-6
Jordan Bone	12-15
Grant Williams	11-14
James Daniel	1-2
Jalen Johnson	1-2

* Includes all ties

^ also includes all of OT

BOX SCORES

Official Basketball Box Score -- Game Totals -- Final Statistics
Presbyterian vs Tennessee
11/10/17 7:01 p.m. at Knoxville, Tenn. (Thompson-Boling Arena)

Presbyterian 53 • 0-1

#	Player	FG	FGA	3-Ptr	FT	FTA	Off	Def	TP	PF	A	To	Bk	Stl	Min
15	Lewis, Francois	4	8	2-5	0-0	0-0	0	5	4	10	2	1	0	0	29
08	Withers, Jaron	1	2	0-2	0-0	0-0	0	2	4	0	0	0	0	0	16
05	Bell, Davon	6	10	2-6	8-8	0-5	5	5	3	20	3	3	0	0	29
14	Dillard, Reggie	6	17	0-2	0-0	0-0	0	0	3	2	1	5	0	0	34
25	Youniser, J.C.	4	11	1-6	0-1	1-3	4	0	7	0	3	0	3	0	29
02	Nelson, Montenia	0	1	0-1	0-0	0-0	1	1	1	0	3	2	0	0	14
01	Crouch, Romeo	0	1	0-1	0-0	0-0	0	0	0	0	1	2	0	0	7
11	Tette, Armel	0	1	0-1	0-0	1-3	4	0	0	0	0	0	0	0	9
12	Osui, Stephen	0	0	0-0	0-0	0-0	0	0	0	0	0	0	0	0	1
21	Miller, Jovontae	0	1	0-1	0-0	0-0	0	0	0	0	1	2	0	0	7
23	Arroyo, Arroy	2	4	1-3	3-3	4-2	2	2	4	1	8	2	0	0	20
32	Kay, Ethan	2	3	2-3	0-0	0-0	0	0	0	0	0	0	0	0	3
Team															
Totals		18-50		7-15		9-14		7 21		28 31		53 12		19 0	
FG % 1st Half: 6-23		26.1%		2nd half: 12-27		44.4%		Game: 18-50		36.0%		Rebounds		1	
3FG % 1st Half: 2-11		18.2%		2nd half: 6-15		40.0%		Game: 8-26		30.8%		Points		1	
FT % 1st Half: 0-2		0.0%		2nd half: 9-12		75.0%		Game: 14-24		58.3%		Points		1	

Tennessee 88 • 1-0

#	Player	Total		3-Ptr		Rebounds								PF	A	To	Bk	Stl	Min
		FG	FGA	FG	FGA	FT	FTA	Off	Def	TP	FP								
02	Williams, Grant	4	8	0	2	6	8	1	6	7	4	14	3	1	0	0	21		
08	Schofield, Admiral	8	12	2	3	4	5	0	1	4	5	0	2	1	0	0	21		
11	Alexander, Kyle	7	23	0	0	1	1	2	2	4	4	0	0	1	0	1	17		
01	Bone, Jordan	1	1	0	0	0	0	2	3	3	5	1	1	0	0	0	17		
23	Bowden, Jordan	6	7	3	3	0	2	3	3	3	1	15	2	1	0	1	22		
01	Bone, Jordan	2	5	1	4	0	0	0	0	0	0	9	4	0	0	3	16		
01	Turner, Lamonte	0	2	0	2	0	0	0	0	0	0	0	0	0	0	0	15		
04	Fleischman, Jacob	0	0	0	0	0	0	0	0	0	0	0	0	0	0	0	3		
10	Fulkerson, John	2	4	0	0	0	0	0	5	5	1	4	5	1	2	1	18		
12	Woodson, Brad	0	0	0	0	0	0	0	0	0	0	0	0	0	0	0	3		
13	Johnson, Jalen	1	2	0	1	0	0	0	2	0	2	0	2	0	0	0	8		
15	Walker, Derrick	0	0	0	0	0	0	1	0	1	3	5	0	2	0	1	10		
24	Campbell, Lucas	1	1	1	1	0	0	0	0	0	0	0	0	0	0	0	3		
23	Darrington, Chris	2	6	1	4	0	0	0	0	0	1	4	3	0	0	0	15		
33	Kent, Zach	2	5	0	1	0	0	0	2	2	1	4	0	0	0	0	10		
35	Pons, Yves	0	1	0	0	0	0	0	0	0	0	0	0	0	0	0	4		
Team		33-58		7-15		10-23		0 2		29 39		88 25		8 4		91 20			
Totals		33-58		7-15		10-23		0 2		29 39		88 25		8 4		91 20			
FG % 1st Half: 17-30 56.7%		2nd half: 16-28 57.1%		Game: 33-58 56.9%		3FG % 1st Half: 4-7 57.1%		2nd half: 3-7 42.9%		Game: 7-15 46.7%		Rebounds		23		64.3%			
FT % 1st Half: 8-13 61.5%		2nd half: 7-10 70.0%		Game: 15-23 65.2%		Points		88		25		64.3%		1		1			

Officials: Tony Henderson, Rob Rork, Hunter Allen
 Technical fouls: Presbyterian-None, Tennessee-None.
 Attendance: 15047
 2017 Battle 4 Atlanta Campus Site Game

Score by periods		1st	2nd	Total
Presbyterian		14	39	53
Tennessee		46	42	88

- Tennessee used a 28-0 run in the first half to fuel its way to an 88-53 victory over Presbyterian in its season-opener on Nov. 10, 2017, at Thompson-Boling Arena in front of 15,047 fans.
- After Presbyterian scored the opening basket of the game, the Vols did not yield a point over the next nine minutes to help build a 46-14 lead going into halftime. UT also kept the Blue Hose scoreless over the final 2:11 of the opening frame while holding them to 26 percent shooting.
- Jordan Bowden** led the way offensively for the Vols in the first half, shooting a perfect 6-of-6 from the field and 5-for-3 from 3-point range. Bowden finished with 15 points and five rebounds.
- Admiral Schofield** posted for a game-high and career-high-tying 22 points on 8-of-12 shooting while winning five rebounds. **Grant Williams** added 14 points and a team-high seven boards.
- Redshirt freshman forward **John Fulkerson** dished out a team-high five assists in his first action since suffering a season-ending injury in Tennessee's 10th game last season (Dec. 15, 2016).
- The victory marked the 400th home win of UT head coach **Rick Barnes'** 31-year career.

Official Basketball Box Score -- Game Totals -- Final Statistics
High Point vs Tennessee
11/14/17 7:01 p.m. at Knoxville, Tenn. (Thompson-Boling Arena)

High Point 53 • 1-1

#	Player	Total		3-Ptr		Rebounds		PF		FT		A To Bk		Min		
		FG	FGA	FG	FGA	FT	FTA	Off	Def	TP	FP	A	To Bk			
15	Kampa, Brandon	1	2	0	2	0	4	1	3	4	1	3	1	0	23	
34	Whitehead, Jordan	3	5	0	0	1	2	2	4	4	6	1	0	0	28	
11	Slay, Denny	0	6	0	3	0	1	0	3	3	2	5	2	0	10	
13	Proctor, Jahad	2	6	10	0	0	0	0	0	0	0	0	0	0	10	
22	Fox, Andre	6	10	3	5	0	0	2	3	5	2	13	1	0	0	31
02	White, Austin	0	1	0	1	0	0	0	0	0	0	0	0	0	1	8
03	Wright, James	0	5	0	3	2	2	0	2	3	0	2	0	0	15	1
05	Mutts, Justin	1	4	0	0	1	2	3	3	3	0	0	0	3	1	21
14	Venro, Luke	0	0	0	0	0	0	0	0	0	0	0	0	0	0	1
15	Thomas, Jr, Cliff	0	0	0	0	0	0	0	0	0	0	0	0	0	0	2
25	Marlin, Ricky	2	4	0	2	0	3	5	2	0	0	0	0	0	0	15
31	Berlin, Sam	1	1	0	0	2	2	1	1	0	0	0	0	0	0	2
Team		19-57		7-17		13 10		31 33		53 9		16 4		7 20		0
Totals		19-57		7-17		13 10		31 33		53 9		16 4		7 20		0
FG % 1st Half: 9-24 37.5% 2nd half: 14-33 42.4% Game: 19-57 33.3%																
3FG % 1st Half: 1-6 16.7% 2nd half: 8-17 47.1% Game: 7-17 41.2%																
Points 53 9 64.3% 1 1																

Tennessee 84 • 2-0

Tennesses 84 • 2-0															
#	Player	FG		3-PT		Rebounds		PF		FT		A To Bk		Min	
		FG	FGA	FG	FGA	FT	FTA	Off	Def	TP	FP	A	Bk		Stl
02	Williams, Grant	7	29	0	2	4	8	12	1	8	2	2	2	25	
08	Schofield, Admiral	4	4	2	4	4	0	6	6	3	14	2	0	20	
11	Alexander, Kyle	1	1	0	0	1	2	4	3	7	1	0	1	0	
01	Bone, Jordan	3	6	0	0	0	0	0	0	0	0	0	0	15	
23	Bowden, Jordan	5	9	2	4	0	0	4	4	3	8	0	1	0	
01	Turner, Lamonte	6	11	4	7	0	0	0	3	16	1	2	1	0	
01	Daniel, James	1	4	0	0	1	2	0	0	4	10	2	2	28	
04	Fleischman, Jacob	0	0	0	0	0	0	0	0	0	0	0	0	2	
10	Fulkerson, John	0	2	0	0	4	1	2	3	0	0	0	0	3	
12	Woodson, Brad	0	0	0	0	0	0	0	0	0	0	0	0	2	
13	Johnson, Jalen	0	1	0	0	0	0	0	0	0	0	0	0	5	
15	Walker, Derrick	0	0	0	0	0	0	0	0	0	0	0	0	5	
24	Campbell, Lucas	0	0	0	0	0	0	1	1	0	0	0	0	2	
23	Darrington, Chris	0	3	1	1	2	2	0	1	1	7	2	1	0	
33	Kent, Zach	0	1	0	0	0	0	0	0	0	0	0	0	3	
Team		27-57		12-27		18-33		16 31		47 30		84 17		9 20	
FG % 1st Half: 17-28 60.7%		2nd half: 10-29 34.5%		Game: 27-57 47.4%		3FG % 1st Half: 7-15 46.7%		2nd half: 5-12 41.7%		Game: 12-27 44.4%		Rebounds		31	
FT % 1st Half: 11-22 50.0%		2nd half: 7-11 63.6%		Game: 18-33 54.5%											

BOX SCORES

Official Basketball Box Score -- Game Totals -- Final Statistics
Tennessee vs Georgia Tech
12/13/17 6 p.m. at McCamish Pavilion, Atlanta, Ga.

Tennessee 77 • 6-1

#	Player	Total	3-Ptr		Rebounds				PF	TP	A	T	Bk	Stl	Min			
			FG	FGA	FT	FTA	Off	Def										
02	Williams, Grant	f	5	9	0	0	1	5	6	11	1	3	2	24				
09	Schofield, Admiral	f	2	8	2	4	4	4	1	4	5	4	10	2	5	0	21	
11	Alexander, Kyle	f	3	5	0	0	1	2	2	9	11	5	7	0	1	3	25	
23	Bowden, Jordan	f	5	5	2	2	2	2	0	0	3	10	2	1	0	1	31	
05	Bone, Jordan	f	0	0	0	2	6	8	0	0	0	1	6	4	1	1	26	
01	Turner, Lamonte	f	6	12	3	8	9	9	0	3	3	2	24	2	0	0	28	
03	Daniel, James	f	1	5	1	3	0	0	0	0	2	3	2	0	0	0	15	
18	Fulkerson, John	f	0	0	0	0	1	1	0	0	0	1	0	0	0	0	3	
15	Walker, Derrick	f	1	2	0	0	0	0	2	1	3	2	0	1	1	0	14	
32	Darrington, Chris	f	2	3	0	1	0	0	0	0	4	1	2	0	1	0	13	
Team			2	1	3													
Totals			23	53	8	20	23	27	11	24	35	24	77	15	14	7	5	200

FG % 1st Half: 14-31 45.2% 2nd half: 9-22 40.9% Game: 23-53 43.4%
 3FG % 1st Half: 5-14 35.7% 2nd half: 3-6 50.0% Game: 8-20 40.0%
 FT % 1st Half: 2-2 100.0 2nd half: 21-25 84.0% Game: 23-27 85.2%

Georgia Tech 70 • 4-3

#	Player		Total			3-Ptr		Rebounds			PF	TP	A	T	Bk	Stl	Min
			FG	FGA	FG-FGA	FT	FTA	Off	Def								
34	Gueye, Abdoulaye	r	2-3	0-0	0-2	2	1	3	4	2	0	0	2	0	2	23	
44	Lammers, Ben	c	5-12	0-0	5-9	2	1	4	3	1	1	1	1	1	1	34	
03	Jackson, Tadic	g	0-5	1-2	0-3	0	2	3	15	1	4	0	1	31			
10	Alvarado, Jose	g	4-15	3-6	3-4	3	4	7	4	1	2	0	2	35			
13	Haywood, Curtis	c	3-7	0-3	6-7	1	7	8	12	6	3	0	0	36			
06	Moore, Justin		1-1	0-0	0-0	0	0	0	3	2	0	0	0	6			
40	Alston, Brandon		0-1	0-0	0-0	0	0	0	4	0	0	0	0	15			
22	Wright, Moses		2-4	1-1	1-2	0	0	0	6	0	0	0	0	11			
	Team					4	2	6									
	Totals		21-54	6-16	22-33	15	21	36	25	70	13	14	1	6	200		

FG % 1st Half: 9-26 34.6% 2nd half: 12-28 42.9% Game: 21-54 39.4%
 3FG % 1st Half: 1-6 16.7% 2nd half: 5-10 50.0% Game: 6-16 37.5%
 FT % 1st Half: 10-14 71.4% 2nd half: 12-19 63.2% Game: 22-33 66.7%

Officials: Jamie Luckie, Ron Groover, Michael Stephens
 Technical fouls: Tennessee-None. Georgia Tech-None.
 Attendance: 6514

Score by periods	1st	2nd	Total
Tennessee	35	42	77
Georgia Tech	29	41	70

Last FG: UT 2nd 00:51, GT 2nd 00:05.
 Largest lead: UT by 11 2nd 00:05, UT by 4 1st 00:09.
 UT led for 32:51. UT led for 04:43. Game was tied for 02:26.
 Score tied: 4 times.
 Lead changed: 1 time.

• Despite a sluggish offensive showing, the Tennessee men's basketball team rallied in the final minutes to hold off Georgia Tech, 77-70, on Dec. 3, 2017, at McCamish Pavilion.

• **Lamonte Turner** led the way for the Volunteers, tying a career-high with 24 points on 6-of-12 shooting from the floor. He was also crucial in the closing minutes of the game, when Tennessee made 17-of-19 from the charity stripe in the final three minutes of action, burying all seven of his attempts during that stretch.

• **Grant Williams** finished with 11 points and six boards after being limited due to foul trouble. **Admiral Schofield** and **Jordan Bowden** both added 10 points each to round out UT's double-digit scorers.

• Tech fought back to make things interesting in the second half by using a 7-2 run to make it a one-point game with 2:58 remaining. The Vols answered with an 11-1 run of their own and capped off the change in momentum with a Turner three-point play on an and-one. The swing gave UT an unaccountable 69-58 edge with 51 seconds left.

• The Yellow Jackets were led by center **Ben Lammers**, who tallied 17 points and nine rebounds in the contest, including 15 points in the second half to help Georgia Tech stay within striking distance.

• After attempting only two free throws in the first half, the Volunteers made it to the charity stripe 25 times in the second period, converting on 84 percent (21-25) of those trips. Of the second-half attempts, 19 came in the final three minutes of action to help UT seal the victory.

Official Basketball Box Score -- Game Totals -- Final Statistics
Lipscomb vs Tennessee
12/09/17 2:15 p.m. at Knoxville, Tenn. (Thompson-Boling Arena)

Lipscomb 71 • 6-4

#	Player	Total		3-Ptr		Rebounds		PF	TP	A	T	Bk	Stl	Min	
		FG	FGA	FT	FTA	Off	Def								
00	MARBERY, Rob	3	9	0	0	0	0	1	1	0	2	0	1	32	
22	PEPPER, Eli	5	9	0	2	0	4	11	15	0	2	3	1	28	
01	BUCKLAND, Michael	0	3	0	5	1	2	3	2	5	4	1	2	0	28
02	COOPER, Kenny	5	10	0	1	0	0	6	11	7	5	0	2	26	
24	MATTHEWS, Garrison	0	12	0	7	0	10	0	6	22	0	1	2	33	
01	JONES, Greg	0	1	0	1	0	0	0	0	3	0	0	0	0	5
12	ROSE, Matt	2	5	1	3	2	2	0	0	2	7	1	0	0	17
16	FLEKING, Andrew	0	0	0	0	1	2	1	2	3	0	0	0	0	10
23	KORN, Aaron	1	2	0	1	0	3	3	2	2	1	1	0	0	11
05	BRAMMEIER, George	0	1	0	0	0	1	2	0	0	0	1	0	0	6
Team		1	2	3											
Totals		25-63	7-20	14-17	10	27	37	23	71	12	15	4	5	200	

FG % 1st Half: 9-26 34.6% 2nd half: 16-37 43.2% Game: 25-63 39.7%
 3FG % 1st Half: 2-10 20.0% 2nd half: 5-10 50.0% Game: 7-20 35.0%
 FT % 1st Half: 7-9 77.8% 2nd half: 7-8 87.5% Game: 14-17 82.4%

Tennessee 81 • 7-1

#	Player	Total	3-Ptr		Rebounds		PF	TP	A	T	Bk	Stl	Min	
			FG	FGA	FT	FTA								Off
02	Williams, Grant	6-11	0-1	0-1	7-7	2	6	8	19	2	4	3	27	
09	Schofield, Admiral	5-9	2-4	1-3	0	6	6	13	1	2	1	0	28	
11	Alexander, Kyle	2-4	0-0	2-2	1	2	3	1	6	0	1	0	20	
05	Bone, Jordan	0-0	0-0	0-1	0	0	1	1	5	6	1	0	23	
23	Bowden, Jordan	0-5	0-2	8-8	1	2	3	2	8	2	1	0	22	
01	Turner, Lamonte	3-10	0-3	1-2	1	2	3	7	3	2	0	1	23	
03	Daniel, James	4-11	4-9	0-2	0	4	4	12	2	2	0	1	23	
18	Fulkerson, John	0-0	0-0	1-2	1	1	2	3	0	0	0	0	8	
15	Walker, Derrick	0-0	0-0	0-0	0	2	2	1	0	0	0	0	6	
32	Darrington, Chris	3-6	0-2	5-6	1	2	3	2	11	5	1	0	19	
18	Pons, Yves	0-0	0-0	0-0	1	1	0	0	0	0	0	0	3	
Team		0	0	0										
Totals		25-59	7-22	24-30	10	29	39	20	81	22	15	0	5	200

FG % 1st Half: 15-32 46.9% 2nd half: 10-27 37.0% Game: 25-59 42.4%
 3FG % 1st Half: 6-15 40.0% 2nd half: 1-7 14.3% Game: 7-22 31.8%
 FT % 1st Half: 4-6 66.7% 2nd half: 20-24 83.3% Game: 24-30 80.0%

Officials: Brian Shyer, Gerald Williams, Rusty Phillips
 Technical fouls: Lipscomb-PEPPER, Eli; TEAM. Tennessee-Williams, Grant.
 Attendance: 14051

Score by periods	1st	2nd	Total
Lipscomb	27	44	71
Tennessee	40	41	81

Last FG: UT 2nd 04:14, UT 2nd 00:21.
 Largest lead: UT by 2 1st 19:39, UT by 14 1st 01:07.
 LP led for 00:10. UT led for 38:29. Game was tied for 01:07.
 Score tied: 1 time.
 Lead changed: 1 time.

• Four scorers in double digits helped No. 24 Tennessee to an 81-71 win over Lipscomb on Dec. 9, 2017, at Thompson-Boling Arena.

• **Grants Williams** led the way for UT, dropping 19 points on 6-of-11 shooting to go along with eight boards and three blocks in 27 minutes of action. **Admiral Schofield** pitched in an additional 13 points and six rebounds. **James Daniel III** and **Chris Darrington** were the other Vols to score in double figures, tallying 12 and 11, respectively.

• Darrington enjoyed his most productive game at Tennessee, as 11 points, five assists and three rebounds were all season-highs for the junior guard.

• **Garrison Matthews** led the way for the Bisons, totaling a game-high 22 points and six rebounds.

• Lipscomb never stopped fighting despite a double-digit deficit at intermission, pulling within three of UT in the second period, but Tennessee's 20-of-24 performance from the charity stripe in the half kept the Vols in the lead.

• The Vols jumped out to a 17-7 lead early in the first half behind a pair of treys from Schofield, but a 12-5 run by the Bisons made it a 22-19 game with 6:24 left in the half.

• Tennessee would pull away in the final minutes of the frame, using an 18-8 run and knocking down its last six shots to go into halftime up, 40-27.

• Tennessee's bench scored at least 30 points (30 exactly) for the fifth time in eight games on the year.

• It was Tennessee's first win as a ranked team since Dec. 23, 2010 (defeated Belmont).

Official Basketball Box Score -- Game Totals -- Final Statistics
North Carolina vs Tennessee
12/13/17 3:02 p.m. at Knoxville, Tenn. (Thompson-Boling Arena)

North Carolina 78 • 10-1

#	Player	Total	3-Ptr	Rebounds	PF	TP	A	T	Bk	Stl	Min			
		FG	FGA	FT	FTA	Off	Def	TP	A	T	Bk	Stl	Min	
01	Pinnell, Theo	1-5	0-1	5-5	1	7	8	9	1	7	8	2	1	26
15	Brooks, Garrison	3-6	0-0	3-3	5	3	8	0	9	1	0	0	0	19
32	Maye, Luke	4-14	1-2	0-1	3	5	8	15	0	3	0	1	1	29
02	Robert Berry	7-19	0-0	4-4	1	3	4	21	2	3	0	1	1	28
04	Williams, Kenny	6-11	2-4	1-2	2	0	2	0	15	1	1	0	0	35
03	Felton, Andrew	0-2	0-1	0-0	0	0	0	0	1	1	1	0	0	9
05	Platko, Brandon	0-0	0-0	1-2	0	0	0	1	1	2	1	0	0	11
21	Walker, Sterling	5-8	0-0	0-2	4	4	8	3	10	1	1	1	1	19
02	Huffman, Brandon	0-0	0-0	0-0	0	0	0	1	0	0	0	0	0	3
Team		0	0	0										
Totals		29-67	6-17	14-19	19	25	44	16	78	17	16	2	4	200

FG % 1st Half: 14-33 42.4% 2nd half: 15-34 44.1% Game: 29-67 43.3%
 3FG % 1st Half: 3-7 42.9% 2nd half: 3-10 30.0% Game: 6-17 35.3%
 FT % 1st Half: 1-1 100.0 2nd half: 13-18 72.2% Game: 14-19 73.7%

Tennessee 73 • 4-3

#	Player	FG	FGA	FT	FTA	Off	Def	PF	TP	A	To	Bk	Stl	Min
02	Williams, Grant	7	15	0	0	1	2	4	15	0	2	1	2	26
09	Schofield, Admiral	3	13	2	6	2	1	2	4	10	0	3	0	26
11	Alexander, Kyle	2	3	0	0	1	2	3	4	2	5	0	3	19
05	Bone, Jordan	4	9	0	0	2	3	1	4	0	4	2	0	26
23	Bowden, Jordan	3	7	2	3	4	4	2	3	4	12	1	0	27
01	Turner, Lamonte	1	8	0	5	0	1	2	7	9	0	2	1	24
04	Moore, Justin	4	6	4	6	2	2	4	14	3	0	0	0	20
18	Fulkerson, John	0	2	0	2	4	0	0	4	2	1	0	1	14
15	Walker, Derrick	0	0	0	0	1	2	0	0	0	0	0	0	6
32	Darrington, Chris	1	4	1	2	0	0	0	1	3	1	1	0	12
	Team					2	3	5			3			

FG % 1st Half: 14-31 45.2% 2nd half: 11-36 30.6% Game: 25-67 37.3%
 3FG % 1st Half: 6-15 40.0% 2nd half: 3-10 30.0% Game: 9-25 36.0%
 FT % 1st Half: 7-9 77.8% 2nd half: 7-8 87.5% Game: 14-17 82.4%

Officials: Pat Adams, Don Daily, Jamie Luckie
 Technical fouls: North Carolina-None. Tennessee-None.
 Attendance: 21678

Score by periods	1st	2nd	Total
North Carolina	32	46	78

BOX SCORES

Official Basketball Box Score -- Game Totals -- Final Statistics
Auburn vs Tennessee
01/02/18 7:01 p.m. at Knoxville, Tenn. (Thompson-Boling Arena)

Auburn 94 • 13-1, 1-0 SEC																								
##	Player	Total	3-Ptr			Rebounds					PF			A			T			Bk			Min	
		FG	F-GA	FG-FGA	FT-FTA	Off	Def	Total	Off	Def	Total	Off	Def	Total	A	T	Bk	S	L	Stl	A	T	Bk	S
1	Murray, Desean	2	-4	0-0	3-3	3	3	6	4	7	1	3	0	1	15									
24	McLemore, Anfernee	2	-4	1-2	1-2	3	6	9	4	6	2	0	3	0	20									
1	Harper, Jared	4	-13	0-5	10-11	0	3	3	1	18	3	0	0	0	35									
2	Brown, Bryce	6	-17	5-12	1-2	2	0	2	1	18	2	1	0	0	29									
5	Heron, Mustapha	4	-14	0-4	8-9	2	3	5	16	1	3	0	2	31										
10	Spencer, Horace	5	-8	0-0	0-0	3	6	9	4	10	0	1	0	1	20									
4	Okeke, Chuma	4	-7	3-4	0-0	4	1	5	11	4	0	1	2	22										
24	Mitchell, Davion	2	-4	0-2	2-2	0	2	2	6	3	2	0	1	6										
14	Dunbar, Malik	1	-3	0-2	0-0	0	2	2	6	1	0	0	0	12										
	Team					3	0	3			1													
Totals		30	-74	9-31	25-29	22	24	46	29	94	17	10	5	9	200									

FG % 1st Half: 16-44 36.4% 2nd half: 14-30 46.7% Game: 30-74 40.5%
 3FG % 1st Half: 4-16 25.0% 2nd half: 5-15 33.3% Game: 9-31 28.0%
 FT % 1st Half: 8-8 75.0% 2nd half: 19-21 90.5% Game: 25-29 86.2%

Tennessee 84 • 9-4, 0-2 SEC																					
##	Player	Total		3-Ptr		Rebounds				PF		A		Bk		Stl		Min			
		FG	F-GA	FT	F-FTA	Off	Def	Total	Off	Def	Total	A	T	Bk	S	L	Stl	A	T	Bk	S
02	Williams, Grant	8	15	0	1	6	9	4	4	8	4	22	0	3	1	0	33				
85	Schofield, Admiral	3	10	1	5	6	7	3	3	6	5	13	2	3	1	1	29				
11	Alexander, Kyle	1	1	0	0	0	0	3	3	6	1	2	2	1	1	1	20				
10	Bone, Jordan	6	13	3	6	3	4	0	2	2	2	18	0	1	0	0	22				
23	Bowden, Jordan	0	4	0	1	1	2	0	6	6	3	1	3	2	0	0	24				
10	Turner, Lamonte	5	8	2	4	13	13	2	2	4	5	25	1	1	0	0	21				
14	Daniel, James	0	4	0	0	0	0	0	1	1	3	0	0	0	0	0	1	8			
10	Fulkerson, John	0	1	0	0	0	0	0	0	0	0	0	0	0	0	0	1	8			
15	Walker, Derrick	0	0	0	0	0	0	0	2	2	0	0	0	0	1	0	0	2			
32	Darrington, Chris	1	2	0	0	1	2	3	1	2	3	3	2	0	0	0	11				
Totals		24	58	6	21	30	37	14	24	38	25	84	14	15	3	3	200				

FG % 1st Half: 10-14 71.4% 2nd half: 14-34 41.2% Game: 24-58 41.4%
 3FG % 1st Half: 5-13 38.5% 2nd half: 1-5 20.0% Game: 6-21 28.6%
 FT % 1st Half: 11-10 100% 2nd half: 19-21 90.5% Game: 30-37 81.1%

Officials: Don Dail, Ted Valentine, Chuck Jones
 Technical fouls: Auburn-None, Tennessee-None.
 Attendance: 1475

Attendance: 24733												
Score by periods				1st	2nd	Total						
Auburn				42	52	94	Points	In	Off	2nd	Fast	
Tennessee				36	48	84	Paint	Paint	T/O	Chance	Break	
							AU	38	17	28	15	
							UT	30	9	19	7	
											29	

Last FG - Auburn 01-01, UT 01-00-05
 Largest lead - Auburn by 12-02-03-17, UT by 14-11-11-52
 Last FG - Auburn 01-01, UT 01-00-05
 Largest lead - Auburn by 12-02-03-17, UT by 14-11-11-52
 Last FG - Auburn 01-01, UT 01-00-05
 Largest lead - Auburn by 12-02-03-17, UT by 14-11-11-52

- Sophomore **Lamonté Turner** scored a career-high 25 points, but the No. 23 Tennessee Volunteers lost to Auburn, 94-84, on Jan. 2, 2018, in UT's SEC home opener at Thompson-Boling Arena.
- Turner scored 20 of his 25 points in the second half for Tennessee—including a perfect 13 of 13 from the free throw line—but Auburn made five 3-pointers in the final six minutes to pull away for the victory.
- Auburn extended its winning streak to 11 games, recording its first win in Knoxville since 1998.
- **Grant Williams** matched his season high with 22 points for the Vols. **Jordan Bone** added 18 points for the Vols on 6-of-10 shooting, including three 3-pointers.
- The Vols jumped on a 16-2 run early. **Admiral Schofield** completed a three-point play to cap the run and give the Vols a 23-9 lead with 15:52 remaining.
- Auburn dug in and turned the tide. Down 28-14, the Tigers went on a 19-3 run to take a 33-31 lead on a 3-pointer by **Bryce Brown**. The Tigers closed out the half leading 42-36, the first time Tennessee has trailed at half all season.
- The Vols retook the lead in the second half and led by as many as five points at 59-54 on a pair of free throws by Turner with 8:07 left.
- Auburn took the lead for good on an 8-0 run, capped by a steal and a dunk by Mustapha Heron, putting the Tigers ahead 64-61 with 7:10 left. Auburn eventually led by as many as 12 points.

Official Basketball Box Score -- Game Totals -- Final Statistics
Kentucky vs Tennessee
01/06/18 9:02 p.m. at Knoxville, Tenn. (Thompson-Boling Arena)

Kentucky 65 • 12-3, 2-1 SEC																			
##	Player	Total	3-Ptr	Rebounds			PF			A			T			Bk			Min
FG	F-GA	FG-FGA	FT-FTA	Off	Def	Total	Off	Def	Total	A	T	Bk	S	L	Stl	A	T	Bk	S
4	Richards, Nick	4-4	0-0	1-2	2	6	8	1	9	0	0	0	1	24					
15	Knox, Kevin	1-9	0-5	0-0	4-4	0	0	0	0	2	0	0	0	20					
25	Washington, PJ	6-8	0-1	1-3	0	3	3	1	13	1	2	2	3	31					
10	Green, Quade	5-14	3-7	1-2	0	0	0	3	14	4	2	0	1	33					
10	Dialla, Hamidou	2-5	1-2	0-0	0	4	4	5	2	1	0	0	0	16					
10	Killelea-Jones, Sacha	1-1	0-0	2-2	1	2	3	4	0	0	1	0	0	16					
22	Gilgous-Alexander	1-6	0-0	1-2	1	2	3	0	6	5	0	1	28						
32	Gabriel, Wenyen	4-5	3-4	0-1	0	1	1	5	11	1	0	0	1	19					
Team					3	0	3												
Totals		24-52	7-19	10-16	8	22	30	23	65	14	16	4	7	200					

FG 1st half: 15-27 55.6% 2nd half: 9-25 36.0% Totals: 24-52 46.2%

FG % 1st Half: 15-27 55.6% 2nd half: 9-25 36.0% Game: 24-52 46.2%
 3FG % 1st Half: 4-8 50.0% 2nd half: 3-11 27.3% Game: 7-19 36.8%
 FT % 1st Half: 3-4 75.0% 2nd half: 7-12 58.3% Game: 10-16 62.5%

Tennessee 76 • 10-4, 1-2 SEC																						
##	Player	Total	3-Ptr		Rebounds			PF			A			T			Bk			Min		
		FG	F-GA	FG-FGA	FT-FTA	Off	Def	Total	Off	Def	Total	A	T	Bk	S	L	Stl	A	T	Bk	S	
11	Williams, Grant	7-13	0-0	4-5	4	4	8	18	4	3	1	1	35									
85	Schofield, Admiral	8-13	3-7	1-1	3	6	9	3	20	4	2	1	4	33								
11	Alexander, Kyle	3-3	0-0	3-5	3	5	8	4	9	1	1	0	1	24								
10	Bone, Jordan	2-3	0-0	0-0	0	0	0	0	0	0	0	0	0	22								
23	Bowden, Jordan	6-17	1-3	4-4	0	3	3	0	10	4	2	0	1	21								
10	Turner, Lamonte	2-11	2-8	5-7	0	4	4	1	11	5	1	0	0	30								
14	Daniel, James	1-3	0-0	1-3	2	2	4	3	6	1	0	0	0	27								
10	Fulkerson, John	1-2	0-0	1-2	1	2	3	0	3	0	0	1	0	19								
15	Walker, Derrick	0-0	0-0	0-0	0	0	0	0	0	0	0	0	0	2								
Team					3	0	3															
Totals		25-55	8-22	18-24	12	25	37	16	76	23	12	4	8	200								
3FG %		1st Half: 4-14	28.6%	2nd Half: 4-11	36.4%	Game: 8-22		36.4%													Rebounds	

FG % 1st Half: 8-24 33.3% 2nd half: 17-31 54.8% Game: 25-55 45.5%
 3FG % 1st Half: 4-10 40.0% 2nd half: 4-12 33.3% Game: 8-22 36.4%
 FT % 1st Half: 9-9 100.0% 2nd half: 9-15 60.0% Game: 18-24 75.0%

Officials: Mike Nance, Anthony Jordan, Brian Shy
 Technical fouls: Kentucky-Killelea-Jones, Sacha; TEAM, Tennessee-Turner, Lamonte; TEAM
 Attendance: 21678

Score by periods				Points	Paint	T/O	Chance	Break	Bench
Kentucky	37	28	65	UK	32	16	10	9	18
Tennessee	29	47	76	UT	30	16	16	4	17

Last FG - UK 2nd-00:51, UT 2nd-00:23.

Score tied - 7 times.

Last FG - UK 2nd-00:51, UT 2nd-00:23
 Largest lead - UK by 31-07:51, UT by 11 2nd-05:18
 Last FG - UK 2nd-00:51, UT 2nd-00:23
 Largest lead - UK by 31-07:51, UT by 11 2nd-05:18
 Last FG - UK 2nd-00:51, UT 2nd-00:23
 Largest lead - UK by 31-07:51, UT by 11 2nd-05:18

- **Admiral Schofield** scored 20 points and recorded nine rebounds to lead the 23rd-ranked Tennessee Volunteers to a 76-65 victory over No. 17 Kentucky on Jan. 6, 2018, at a sold out Thompson-Boling Arena.
- The Vols shot 54 percent from the field in the second half while using a strong defensive effort to outscore the Wildcats in the final period, 47-28, and earn their first conference victory of the season.
- **Grant Williams** stepped up offensively down the stretch, scoring 16 of his 18 points in the second half on 7-for-9 shooting.
- UT was also fueled by great team play, as it recorded 23 assists on 25 total baskets, led by six assists from **James Daniel III**. After going into halftime trailing by nine, the Vols went on multiple runs in the second half, including a 10-0 burst that lasted more than three minutes, to reclaim the lead and defeat Kentucky for the third consecutive year at Thompson-Boling Arena.
- Kentucky was efficient throughout the period, shooting 55 percent from the field and 4-for-8 from behind the 3-point arc. **PJ Washington** knocked down his first four shots and finished the period with 11 points to lead the Wildcats to a 37-29 advantage at the intermission.
- UT stormed out of the gate in the second half, going on a quick 6-0 run highlighted by a Schofield breakaway dunk. The outburst continued with a **Lamonté Turner** 3-pointer three minutes in to put the Vols ahead for the first time since the 16:00 mark of the first half.

Official Basketball Box Score -- Game Totals -- Final Statistics
Vanderbilt vs Tennessee
01/09/18 8 p.m. at Nashville, Tenn. (Memorial Gym)

Tennessee 92 • 11-4, 2-2 SEC													
##	Player	Total	3-Ptr	Rebounds			Assists			Other			
		FG	FTA	FT	PF	TP	A	TO	BLK	STL	Min		
02	Williams, Grant	1	12-20	1	0	13-15	2	5	7	2	22	2	2
05	Schiffman, Admiral	9	9-14	3-4	1-2	2	4	5	7	2	37	1	1
08	Adams, Kyle	1	1-2	0-0	0-0	0-0	0	0	0	0	1	0	0
09	Bone, Jordan	3	3-5	2-3	0-0	0	0	3	3	8	2	0	0
23	Bowden, Jordan	4	4-7	1-1	3-3	1	2	3	2	12	2	0	0
24	McGee, Kevin	1	1-2	0-0	0-0	0-0	0	0	0	0	0	0	0
26	Daniel, James	2	2-4	1-2	2-2	0	1	1	5	7	4	2	0
31	Fulkerson, John	1	0-0	0-0	0-0	0-0	0	0	0	0	0	0	0
32	Walker, Derrick	0	0-0	0-0	0-0	0-0	0	0	0	0	1	0	0
33	Darrington, Chris	0	0-0	0-0	0-0	0-0	0	0	0	0	1	0	0
Totals		30	53	7	13	25-28	8	22	30	12	92	13	8
		4	3	2	0	0	0	0	0	0	3	0	0

2017-18 Tennessee Basketball
Tennessee Combined Team Statistics (as of Jan 20, 2018)
All games



Overall record: 13-5 Conf: 4-3 Home: 7-2 Away: 4-2 Neutral: 2-1

#	Player	gp-gs	min	avg	Total		3-Point		F-Throw		Rebounds				pf	dq	a	to	blk	stl	pts	avg
					fg-fga	fg%	3fg-fga	3fg%	ft-fa	ft%	off	def	tot	avg								
02	Williams, Grant	18-18	535	29.7	109-225	.484	3-20	.150	75-100	.750	39	75	114	6.3	60	4	34	39	29	13	296	16.4
05	Schofield, Admiral	18-17	480	26.7	84-184	.457	35-80	.438	34-45	.756	29	76	105	5.8	55	3	27	36	7	22	237	13.2
01	Turner, Lamonte	18-0	408	22.7	52-145	.359	27-85	.318	49-54	.907	11	50	61	3.4	36	1	35	27	2	11	180	10.0
23	Bowden, Jordan	18-18	468	26.0	54-118	.458	30-58	.517	38-49	.776	20	44	64	3.6	41	1	32	19	5	18	176	9.8
00	Bone, Jordan	18-17	423	23.5	46-119	.387	15-37	.405	40-48	.833	8	24	32	1.8	22	0	57	27	1	15	147	8.2
03	Daniel, James	18-2	391	21.7	34-91	.374	24-64	.375	24-34	.706	6	22	28	1.6	47	1	63	23	4	14	116	6.4
11	Alexander, Kyle	18-18	360	20.0	44-60	.733	1-1	1.000	19-29	.655	45	56	101	5.6	45	3	9	10	32	10	108	6.0
32	Darrington, Chris	16-0	173	10.8	18-45	.400	5-18	.278	16-20	.800	2	10	12	0.8	12	0	17	11	0	6	57	3.6
33	Kent, Zach	2-0	13	6.5	2-6	.333	0-1	.000	0-0	.000	1	2	3	1.5	1	0	0	0	0	0	4	2.0
10	Fulkerson, John	17-0	185	10.9	10-28	.357	0-0	.000	13-18	.722	13	18	31	1.8	24	0	14	14	7	13	33	1.9
15	Walker, Derrick	18-0	137	7.6	15-23	.652	0-0	.000	2-9	.222	12	23	35	1.9	24	0	4	15	5	1	32	1.8
24	Campbell, Lucas	2-0	5	2.5	1-1	1.000	1-1	1.000	0-0	.000	0	1	1	0.5	0	0	2	0	0	0	3	1.5
35	Pons, Yves	7-0	30	4.3	3-5	.600	0-0	.000	0-0	.000	2	1	3	0.4	6	0	0	1	2	2	6	0.9
13	Johnson, Jalen	6-0	31	5.2	1-3	.333	0-1	.000	1-2	.500	3	1	4	0.7	0	0	4	1	1	1	3	0.5
04	Fleschman, Jacob	2-0	5	2.5	0-0	.000	0-0	.000	0-0	.000	0	0	0	0.0	0	0	0	0	0	0	0	0.0
12	Woodson, Brad	2-0	6	3.0	0-2	.000	0-2	.000	0-0	.000	0	0	0	0.0	1	0	0	0	0	0	0	0.0
Team											27	32	59				9					
Total.....		18	3650		473-1055	.448	141-368	.383	311-408	.762	218	435	653	36.3	374	13	298	232	95	126	1398	77.7
Opponents.....		18	3650		416-1005	.414	130-374	.348	284-391	.726	210	411	621	34.5	371	14	217	278	52	107	1246	69.2

TEAM STATISTICS	UT	OPP	Date	Opponent	Score	Att.
SCORING	1398	1246	11/10/17	PRESBYTERIAN	w 88-53	15047
Points per game	77.7	69.2	11/14/17	HIGH POINT	w 84-53	12343
Scoring margin	+8.4	-	1 11/22/17	vs Purdue	Wot 78-75	1306
FIELD GOALS-ATT	473-1055	416-1005	1 11/23/17	vs Villanova	L 76-85	2102
Field goal pct	.448	.414	1 11/24/17	vs NC State	w 67-58	1329
3 POINT FG-ATT	141-368	130-374	11/29/17	MERCER	w 84-60	13642
3-point FG pct	.383	.348	12/3/17	at Georgia Tech	w 77-70	6514
3-pt FG made per game	7.8	7.2	12/09/17	LIPSCOMB	w 81-71	14051
FREE THROWS-ATT	311-408	284-391	12/17/17	NORTH CAROLINA	L 73-78	21678
Free throw pct	.762	.726	12/20/17	FURMAN	w 66-61	13095
F-Throws made per game	17.3	15.8	12/23/17	at Wake Forest	w 79-60	11362
REBOUNDS	653	621	* 12/30/17	at Arkansas	Lot 93-95	18696
Rebounds per game	36.3	34.5	* 01/02/18	AUBURN	L 84-94	14755
Rebounding margin	+1.8	-	* 01/06/18	KENTUCKY	w 76-65	21678
ASSISTS	298	217	* 01/09/18	at Vanderbilt	w 92-84	11510
Assists per game	16.6	12.1	* 01/13/18	TEXAS A&M	w 75-62	19612
TURNOVERS	232	278	* 01/17/18	at Mizzou	L 55-59	15061
Turnovers per game	12.9	15.4	* 01/20/18	at South Carolina	w 70-63	18000
Turnover margin	+2.6	-				
Assist/turnover ratio	1.3	0.8				
STEALS	126	107				
Steals per game	7.0	5.9				
BLOCKS	95	52				
Blocks per game	5.3	2.9				
ATTENDANCE	145901	85880				
Home games-Avg/Game	9-16211	6-13524				
Neutral site-Avg/Game	-	3-1579				

1 = Battle 4 Atlantis (Bahamas)
 * = Conference game

Score by Periods	1st	2nd	OT	Totals
Tennessee	663	700	35	1398
Opponents	531	681	34	1246

2017-18 Tennessee Basketball
Tennessee Combined Team Statistics (as of Jan 20, 2018)
Conference games



RECORD:	OVERALL	HOME	AWAY	NEUTRAL
ALL GAMES	4-3	2-1	2-2	0-0
CONFERENCE	4-3	2-1	2-2	0-0
NON-CONFERENCE	0-0	0-0	0-0	0-0

#	Player	gp-gs	min	avg	Total		3-Point		F-Throw		Rebounds				pf	dq	a	to	blk	stl	pts	avg
					fg-fga	fg%	3fg-fga	3fg%	ft-fa	ft%	off	def	tot	avg								
02	Williams, Grant	7-7	234	33.4	44-95	.463	0-5	.000	39-50	.780	16	25	41	5.9	23	2	10	16	11	6	127	18.1
05	Schofield, Admiral	7-7	215	30.7	37-76	.487	17-38	.447	15-19	.789	15	33	48	6.9	22	2	14	13	4	12	106	15.1
01	Turner, Lamonte	7-0	159	22.7	21-53	.396	11-31	.355	34-36	.944	2	19	21	3.0	13	1	11	5	0	3	87	12.4
00	Bone, Jordan	7-7	171	24.4	22-53	.415	8-16	.500	13-16	.813	1	16	17	2.4	9	0	18	8	0	4	65	9.3
23	Bowden, Jordan	7-7	171	24.4	13-41	.317	4-16	.250	14-20	.700	5	20	25	3.6	14	1	12	9	0	9	44	6.3
11	Alexander, Kyle	7-7	143	20.4	18-19	.947	0-0	.000	8-10	.800	14	16	30	4.3	19	1	3	4	11	4	44	6.3
03	Daniel, James	7-0	165	23.6	11-31	.355	7-22	.318	11-14	.786	5	6	11	1.6	16	1	23	11	1	5	40	5.7
15	Walker, Derrick	7-0	49	7.0	8-8	1.000	0-0	.000	0-2	.000	3	9	12	1.7	5	0	1	7	1	0	16	2.3
35	Pons, Yves	1-0	12	12.0	1-1	1.000	0-0	.000	0-0	.000	1	1	2	2.0	3	0	0	0	1	0	2	2.0
32	Darrington, Chris	5-0	27	5.4	2-6	.333	0-2	.000	3-6	.500	0	4	4	0.8	6	0	2	3	0	1	7	1.4
10	Fulkerson, John	6-0	66	11.0	3-9	.333	0-0	.000	1-2	.500	3	4	7	1.2	6	0	5	2	2	1	7	1.2
13	Johnson, Jalen	2-0	13	6.5	0-0	.000	0-0	.000	0-0	.000	0	1	1	0.5	0	0	3	0	0	1	0	0.0
Team											8	10	18					3				
Total.....		7	1425		180-392	.459	47-130	.362	138-175	.789	73	164	237	33.9	136	8	102	81	31	46	545	77.9
Opponents.....		7	1425		178-394	.452	57-157	.363	109-154	.708	75	152	227	32.4	143	11	94	89	27	39	522	74.6

TEAM STATISTICS	UT	OPP
SCORING	545	522
Points per game	77.9	74.6
Scoring margin	+3.3	-
FIELD GOALS-ATT	180-392	178-394
Field goal pct	.459	.452
3 POINT FG-ATT	47-130	57-157
3-point FG pct	.362	.363
3-pt FG made per game	6.7	8.1
FREE THROWS-ATT	138-175	109-154
Free throw pct	.789	.708
F-Throws made per game	19.7	15.6
REBOUNDS	237	227
Rebounds per game	33.9	32.4
Rebounding margin	+1.4	-
ASSISTS	102	94
Assists per game	14.6	13.4
TURNOVERS	81	89
Turnovers per game	11.6	12.7
Turnover margin	+1.1	-
Assist/turnover ratio	1.3	1.1
STEALS	46	39
Steals per game	6.6	5.6
BLOCKS	31	27
Blocks per game	4.4	3.9
ATTENDANCE	56045	63267
Home games-Avg/Game	3-18682	4-15817
Neutral site-Avg/Game	-	0-0

Date	Opponent		Score	Att.
* 12/30/17	at Arkansas	Lot	93-95	18696
* 01/02/18	AUBURN	L	84-94	14755
* 01/06/18	KENTUCKY	W	76-65	21678
* 01/09/18	at Vanderbilt	W	92-84	11510
* 01/13/18	TEXAS A&M	W	75-62	19612
* 01/17/18	at Mizzou	L	55-59	15061
* 01/20/18	at South Carolina	W	70-63	18000

1 = Battle 4 Atlantis (Bahamas)
 * = Conference game

Score by Periods	1st	2nd	OT	Totals
Tennessee	234	291	20	545
Opponents	240	260	22	522

BROADCAST MEDIA CHEAT SHEET (probable starters noted with orange numbers)



0

JORDAN BONE

GP/GS	PPG	APG	SPG	FG%	3FG%	FT%
17-18	18/17	8.2	3.2	0.8	.387	.833
Career	41/34	7.6	3.0	0.7	.378	.805

Career Highs Pts: 23 Reb: 8 Ast: 8 Stl: 3 Min: 38

So. • G • 6-3 • 176 • Nashville, Tenn./The Ensworth School

- His career assist/turnover ratio stands at 2.08, while his season ratio (2.1) ranks sixth in the SEC
- Knocked down a pair of threes to score eight points and help the Vols defeat Vanderbilt on the road (1/9)
- Posted season highs in points (21) and rebounds (6) to go along with five assists at Arkansas (12/30)
- Dropped 12 points while dishing out five assists to jumpstart UT's offense vs. Wake Forest (12/23)



1

LAMONTÉ TURNER

GP/GS	PPG	RPG	APG	FG%	3FG%	FT%
17-18	18/0	10.0	3.4	1.9	.359	.907
Career	50/6	8.9	2.8	2.4	.357	.821

Career Highs Pts: 25 Reb: 9 Ast: 6 Stl: 3 Min: 33
First Name Pronounced: luh-MON-tay

RS-So. • G • 6-1 • 183 • Florence, Ala./IMG Academy (Fla.)

- Has notched three of UT's highest scoring efforts this season (24-Georgia Tech; 25-Auburn; 25-South Carolina)
- Ranks 14th in the country and fourth in the SEC in free-throw shooting percentage at .907 (49-54)
- Sparked Tennessee's offense with 25 points on 6-of-9 shooting in win at South Carolina (1/20)
- Buried the game-tying three with 5.1 seconds left in regulation to force overtime vs. #18 Purdue (11/22)



2

GRANT WILLIAMS

GP/GS	PPG	RPG	BPG	APG	FG%	FT%
17-18	18/18	10.0	6.3	1.6	1.9	.457
Career	50/47	14.0	6.1	1.8	1.4	.495

Career Highs Pts: 37 Reb: 14 Blk: 6 Asst: 6 Min: 35

So. • F • 6-7 • 241 • Charlotte, N.C./Providence Day School

- Earned his first SEC POW honor after averaging 23.0 ppg and 6.0 rpg in wins over Vanderbilt and Texas A&M
- His 37 points at Vanderbilt (1/9) were the most by a Vol since SEC POY Ron Slay scored 38 vs. New Mexico (1/4/03)
- Ranks third in scoring during SEC play with 18.1 ppg; has started 47 straight games
- Has scored 20+ points on five occasions while pacing the Vols' offense in eight games this season



3

JAMES DANIEL III

GP/GS	PPG	RPG	APG	SPG	FG%	3FG%	FT%
17-18	18/2	6.4	1.6	3.5	.374	.375	.706
Career	108/89	19.0	2.2	2.6	.367	.338	.817

Career Highs Pts: 39 Reb: 6 Asst: 10 Stl: 9 Min: 49

RS-Sr. • G • 6-0 • 172 • Hampton, Va./Howard University

- Ranks fourth in the SEC and 37th nationally with an impressive +2.74 assist/turnover ratio
- For the first time in his collegiate career, he has more assists (63) than he does made field goals (34)
- Averaged 21.5 points, 2.4 assists, 2.3 rebounds and 1.7 steals per game during his career at Howard
- Was the No. 1 scorer in Division I in 2015-16 (27.1 ppg) and is D-I's second-leading active career scorer



5


ADMIRAL SCHOFIELD

GP/GS	PPG	RPG	SPG	FG%	3FG%	FT%
17-18	18/16	13.2	5.8	1.2	.457	.438
Career	78/39	9.1	4.6	0.6	.451	.373

Career Highs Pts: 22 Reb: 13 Blk: 2 Stl: 4 Min: 35

Jr. • F • 6-5 • 238 • Zion, Ill./Zion-Benton Township HS

- Recorded multiple steals in four of the last five game and is tied for second in SEC play with 1.7 spg
- Has scored in double figures in 17 of UT's 18 games this season; team's second-leading scorer (13.2 ppg)
- Finished with a career-high-tying 22 points to go along with nine boards to help the Vols beat Vandy (1/9)
- Posted 20 points, nine boards, four assists and a career-high four steals to best #17 Kentucky (1/6)



10

JOHN FULKERSON

GP/GS	PPG	RPG	APG	SPG	FG%	3FG%	FT%
17-18	17/0	1.9	1.8	0.8	0.8	.357	.722
Career	27/6	3.0	2.9	0.9	0.9	.466	.684

Career Highs Pts: 12 Reb: 10 Asst: 5 Stl: 3 Min: 37

RS-Fr. • F • 6-9 • 210 • Kingsport, Tenn./The Christ School (N.C.)

- Was crucial in UT's comeback vs. #17 Kentucky (1/6), helping UT's offense penetrate UK's zone defense
- Provided a spark off the bench against #5 Villanova (11/23), scoring seven points in 16 minutes
- Missed the final 22 games last season after suffering a dislocated right elbow and fractured right wrist
- Blocked 113 shots as a senior at The Christ School, breaking Marshall Plumlee's single-season school record



11

KYLE ALEXANDER

GP/GS	PPG	RPG	SPG	BPG	FG%	FT%
17-18	18/18	6.0	5.6	0.6	1.8	.733
Career	82/52	3.2	4.0	0.3	1.2	.546

Career Highs Pts: 14 Reb: 13 Stl: 2 Blk: 6 Min: 31

Jr. • F • 6-11 • 220 • Milton, Ontario/Orangeville Prep

- Ranks sixth in the SEC with 2.50 offensive rebounds per game and seventh in blocks per game with 1.78
- Posted back-to-back games in double digit points for the first time in his career against Mizzou and A&M
- Put together another strong performance with 12 points, four boards and three blocks at Missouri (1/17)
- Finished with a career-high 14 points, six boards and three blocks to lead the Vols to a win vs. Texas A&M (1/13)



13

JALEN JOHNSON

GP/GS	PPG	APG	SPG	FG%	3FG%	FT%
17-18	6/0	0.5	0.7	0.2	.333	.000
Career	6/0	0.5	0.7	0.2	.333	.000

Career Highs Pts: 2 Reb: 2 Asst: 2 Stl: 1 Min: 9

RS-Fr. • G • 6-7 • 190 • Durham, N.C./Wesleyan Christian Academy

- Played a season-high nine minutes and dished out two assists in UT's win vs. Texas A&M (1/13)
- Scored two points in eight minutes vs. Presbyterian (11/10), his official Tennessee debut
- Redshirted last season, appearing only in the preseason exhibition vs. Slippery Rock
- Both his parents were Division I track & field athletes (mother at UNC, father at East Carolina)



15

DERRICK WALKER JR.

GP/GS	PPG	RPG	BPG	FG%	3FG%	FT%
17-18	18/0	1.8	1.9	0.3	.652	.000
Career	18/0	1.8	1.9	0.3	.652	.000

Career Highs Pts: 10 Reb: 5 Asst: 1 Stl: 1 Min: 25

Fr. • F • 6-8 • 238 • Kansas City, Mo./Sunrise Christian Academy

- Is the lone UT freshman to appear in every game this season, averaging 7.6 minutes off the bench
- Posted 10 points on 5-of-5 shooting, four boards and a block in 25 minutes of action at South Carolina (1/20)
- Averaged 13.0 points and 8.0 rebounds per game during UT's three games in Europe in August
- A strong fall semester academically earned him the right to wear the VOLScholar patch on his jersey



23


JORDAN BOWDEN

GP/GS	PPG	APG	SPG	FG%	3FG%	FT%
17-18	18/18	9.8	1.8	1.0	.458	.517
Career	48/46	8.6	1.5	0.9	.403	.385

Career Highs Pts: 21 Reb: 7 Asst: 6 Stl: 3 Min: 36

So. • G • 6-5 • 185 • Knoxville, Tenn./22 Feet Academy (S.C.)

- Local product boasts impressive 3-point shooting percentage (.517; 30-of-58)
- Had the hot hand at Wake Forest (12/23), dropping 17 points on a perfect 5-of-5 performance from deep
- Turned in a career-high-tying 21 points to go along with a season-high six boards vs. Furman (12/20)
- Became the first player from Knox County to receive a scholarship as a true freshman since Doug Roth (1985)



32


CHRIS DARRINGTON

GP/GS	PPG	RPG	APG	SPG	FG%	FT%
17-18	16/0	3.6	0.8	1.1	0.4	.400
Career	16/0	3.6	0.8	1.1	0.4	.400

Career Highs Pts: 11 Reb: 3 Asst: 5 Stl: 1 Min: 20

Jr. • G • 6-1 • 179 • Toledo, Ohio/Vincennes University (Ind.)

- Enjoyed best game with the Vols vs. Lipscomb, logging season-highs in points (11), assists (5) and rebounds (3)
- Was Tennessee's top scorer during UT's summer European tour, averaging 14.3 points per game
- Was a first-team junior college All-American last season at Vincennes University in Indiana
- Averaged 20.7 points and 5.1 assists while shooting .431 from 3-point range last season



33

ZACH KENT

GP/GS	PPG	RPG	APG	SPG	FG%	3FG%	FT%
17-18	2/0	2.0	1.5	0.0	.333	.000	.000
Career	2/0	2.0	1.5	0.0	.333	.000	.000

Career Highs Pts: 4 Reb: 2 Asst: - Stl: - Min: 10

Fr. • F • 6-10 • 224 • Magnolia, Del./Blair Academy

- Tallied four points and a pair of rebounds in 10 minutes off the bench vs. Presbyterian (11/10)
- Coach Barnes has praised the improvements that Kent made during the preseason
- Has a soft shooting touch for a player his size and is comfortable shooting from the perimeter
- Is the first Delaware native ever to suit up for the Vols



35

YVES PONS

GP/GS	PPG	RPG	SPG	FG%	3FG%	FT%
17-18	7/0	0.9	0.4	0.3	.600	.000
Career	7/0	0.9	0.4	0.3	.600	.000

Career Highs Pts: 4 Reb: 2 Asst: - Stl: 2 Min: 12
Name Pronounced: EEV PAHNS

Fr. • F • 6-5 • 203 • Fuveau, France/INSEP Academy

- Played a season-high 12 minutes at South Carolina (1/20), finishing with two points, two boards and a block
- Scored four points on a pair of dunks, including an alley-oop, in UT's win vs. Mercer (11/29)
- Was born in Port-au-Prince, Haiti and attended INSEP Academy in Paris
- Considered one of the top-10 international prospects at the 2016 FIBA U17 World Championships