



WAKE FOREST

2011 DEMON DEACON FOOTBALL



GAME #12 ♦ WAKE FOREST vs. VANDERBILT ♦ NOV. 26, 2011 ♦ BB&T FIELD



WAKE FOREST (6-5, 5-3)
vs.
VANDERBILT (5-6, 2-6)

Date: November 19, 2011

Time: 3:30 p.m. ET

Site: Winston-Salem, N.C.

Stadium: BB&T Field (31,500)

Television: ESPNU. Rob Stone (play-by-play) and Danny Kanell (color) will have the call.

Radio: Wake Forest Sports Network From IMG College. Stan Cotten (play-by-play), Chuck Ramsey (color) and Dave Goren (sidelines) call the action. The game can also be heard on Sirius (117) and XM (190) satellite radio.

Records: Wake Forest enters today's game 6-5 overall and 5-3 in ACC play following last week's 31-10 defeat of Maryland. Vanderbilt comes in at 5-6 overall and 2-6 in SEC play. The Commodores are looking for their sixth win to become bowl eligible.

Rankings: Neither Wake Forest or Vanderbilt are currently ranked in the national polls.

Wake Forest Coach Jim Grobe: Grobe (Virginia '75) is in his 11th year at Wake Forest and has a record of 68-65 (.511) with the Deacons. Grobe, who spent six seasons at Ohio University, is in his 17th year as a head coach and has a career mark of 101-98-1 (.505).

Vanderbilt Coach James Franklin: Franklin (East Stroudsburg '95) is in his first season at Vanderbilt. Franklin spent the previous three seasons as the assistant head coach at Maryland.

WAKE FOREST MEDIA RELATIONS

Address.....PO Box 7426
.....Winston-Salem, NC 27109
Phone.....(336) 758-5640
Fax.....(336) 758-5140
Website.....www.WakeForestSports.com
Associate AD/Media Relations (FB Contact)
.....Steve Shutt
Email.....shuttsj@wfu.edu
Office.....(336) 758-5640
Cell.....(336) 970-7512
Secondary FB Contact.....Gary Petit
Email.....petitgm@wfu.edu
Admin. Coord. (Credentials).....Emily Richey
Email.....richeyem@wfu.edu
Associate Director.....Scott Wortman
Assistant Director.....Steven Wright
Media Relations Assistant.....Alex Botoman
Media Relations Intern.....Brendan Bergen
Pressbox Phone.....(336) 896-9159

DEACONS CLOSE REGULAR SEASON BY HOSTING VANDERBILT

Bowl eligible for the first time since 2008, Wake Forest will look to polish its postseason resume as the Demon Deacons close the regular season by hosting the Vanderbilt Commodores on Saturday afternoon at BB&T Field. Kickoff is set for 3:30 p.m. The game will be televised on ESPNU and can also be heard on the Wake Forest Sports Network from IMG College.

The Deacons are coming off a 31-10 win over Maryland last Saturday at BB&T Field. Wake Forest's offense exploded for 504 total yards, as the Deacons broke a 7-7 halftime tie by outscoring the Terps 24-3 in the second half.

Sophomore quarterback Tanner Price threw for a season-high 320 yards and three touchdowns, one of them to Chris Givens, who finished with a career-high 191 receiving yards.

Price completed 20 of his 32 pass attempts. His 320-yard performance was only six yards shy of his career high of 326, which was set against Navy in 2010.

Givens' 191 yards on eight catches eclipsed his previous high of 170 yards, which was set in this year's season opener at Syracuse. Michael Campanaro also had a strong night receiving, catching seven passes for 80 yards. Cameron Ford and Terence Davis each hauled in a touchdown catch.

Senior tailback Brandon Pendergrass carried the ball 26 times for 125 yards and a touchdown. True freshman Orville Reynolds chipped in 63 yards on 11 carries.

WHAT'S INSIDE

Schedule Notes.....	2
Game Week Info.....	2
Deacon Notes.....	3-9
Quick Facts & Radio Info.....	3
National Polls.....	4
Pronunciation Guide.....	5
Wake's Record When.....	6
Series History.....	10
Recent WF-UM Boxes.....	11-12
ACC.....	13
Head Coach Jim Grobe.....	14
Depth Chart.....	15
Numerical Roster.....	16-17
2011 Statistics.....	18-22
2011 Box Scores.....	23-28
Season/Career Highs.....	29-31
Ind. Game-by-Game.....	32-45
The Last Time.....	46
Opponents' Schedules.....	47

QUICKIE NOTES

■ The Demon Deacons have won the last three meetings with Vanderbilt, including a 23-10 victory at BB&T Field in 2008.

■ Wide receivers Chris Givens and Michael Campanaro have combined to catch 127 passes this season. That is tied for the second-best total in school-history behind the duo of Kenny Moore and Josh Adams who hauled in a combined 132 passes in 2007.

NEXT UP...

Wake Forest will be headed to a bowl game for the first time since 2008, when the Deacons played in the inaugural EagleBank Bowl in Washington, D.C.

DEACON STORYLINES

Page 3: Deacons looking to set the single-season scoring mark.

Page 4: Sophomore QB Tanner Price continues to shine and is nearing second-year passing records.

Page 5: CB Merrill Noel is doing things no other freshman has done for a long time.

Page 8: Wake Forest on the verge of setting an attendance record.

SERIES HISTORY

For more series info, see page 10.

Overall: Vanderbilt leads 7-6

At Wake Forest: 2-4

At BB&T Field: 2-4

At Vanderbilt: 4-3

At Vanderbilt Stadium: 4-3

Jim Grobe vs. Vanderbilt: 3-1

James Franklin vs. Wake: 0-0

Current Streak: Won 3

Last 10 Meetings: 5-5

Largest WFU Win: 34 in 1992 (40-6)

Largest Vanderbilt Win: 21 in 1994 (35-14)

Last Meeting: Wake Forest won 34-13 on Nov. 27, 2010 in Nashville.

LAST 10 SERIES RESULTS

Year	W/L	Site	Score
2010	W	A	34-13
2008	W	H	23-10
2007	W	A	31-17
2005	L	H	20-24
2000	L	H	10-17
1994	L	A	14-35
1993	L	H	12-27
1992	W	A	40-6
1990	W	A	56-28
1977	L	H	0-3

WAKE FOREST DEMON DEACONS (6-5, 5-3 ACC)

Sept. 1	at Syracuse (ESPN3)	L, 29-36 (ot)
Sept. 10	NC STATE (FSN)	W, 34-27
Sept. 17	GARDNER-WEBB (ESPN3)	W, 48-5
Oct. 1	at Boston Col. (ACC Net.)	W, 27-19
Oct. 8	FLORIDA STATE (ACC Net.)	W, 35-30
Oct. 15	VIRGINIA TECH (ESPN3)	L, 17-38
Oct. 22	at Duke (ACC Net.)	W, 24-23
Oct. 29	at North Carolina (ESPN3)	L, 24-49
Nov. 5	NOTRE DAME (ESPN2/ABC)	L, 17-24
Nov. 12	at Clemson (ESPN3)	L, 28-31
Nov. 19	MARYLAND (FSN)	W, 31-10
Nov. 26	VANDERBILT (ESPN3)	3:30

VANDERBILT COMMODORES (5-6, 2-6 SEC)

Sept. 3	ELON	W, 45-14
Sept. 10	CONNECTICUT	W, 24-21
Sept. 17	OLE MISS	W, 30-7
Sept. 24	at South Carolina	L, 3-21
Oct. 8	at Alabama	L, 0-34
Oct. 15	GEORGIA	L, 28-33
Oct. 22	ARMY	W, 44-21
Oct. 29	ARKANSAS	L, 28-31
Nov. 5	at Florida	L, 21-26
Nov. 12	KENTUCKY	12:21
Nov. 19	at Tennessee	L, 21-27 (OT)
Nov. 26	at Wake Forest	3:30



2011 DEMON DEACON FOOTBALL

GAME #12 ♦ WAKE FOREST vs. VANDERBILT ♦ NOV. 26, 2011 ♦ BB&T FIELD



AT SYRACUSE
SEPTEMBER 1
CARRIER DOME
L, 29-36 (OT)
ESPN3.COM

Syracuse rallied from a 15-point fourth quarter deficit to edge Wake Forest 36-29 in overtime. The Deacs had built a 29-14 lead early in the fourth quarter on the strength of the play of QB Tanner Price. Price was 18-of-31 for 289 yards and three TDs. But Price suffered a knee injury at the start of the 4th quarter and left the game. Chris Givens and Michael Campanaro each had career nights receiving for the Deacs.



NC STATE
SEPTEMBER 10
BB&T FIELD
W, 34-27
FSN

The Demon Deacons jumped out to a 20-6 halftime lead and would withstand a late Wolfpack rally to secure a 34-27 victory in the ACC-opener for both teams. State drove inside the WF 40-yardline with under two minutes to play but the Deacon defense came up with a big stop. Tanner Price threw for 297 yards and one TD while Chris Givens recorded over 100 yards receiving for the second-straight game.



GARDNER-WEBB
SEPTEMBER 17
BB&T FIELD
W, 48-5
ESPN3.COM

After a bit of a sluggish start, Wake Forest reeled-off 38 unanswered points to roll past Gardner-Webb 48-5. Wake's defense held GWU to just 139 total yards and less than one yard per carry. WR Danny Demby finished the game with eight catches for 126 yard, both career-highs. Junior Chris Givens and his half-brother Nick Knott became the first Demon Deacon brothers to score in the same game since 1946.



AT BOSTON COLL.
OCTOBER 1
CHESTNUT HILL, MASS.
W, 27-19
ACC NETWORK

Wake Forest took a 24-9 lead into the fourth quarter and would on for a 27-19 victory at Boston College. The defense held BC to four field goals on the afternoon. Offensively, junior Chris Givens had another big game, hauling in seven passes for 132 yards and a touchdown. Tanner Price was 19 of 29 for 252 yards while running backs Josh Harris and Brandon Pendergrass each reached paydirt.



FLORIDA STATE
OCTOBER 8
BB&T FIELD
W, 35-30
ACC NETWORK

The Demon Deacons took advantage of five Florida State turnovers and would pull-off a 35-30 upset of the No. 23 Seminoles. The Deacon defense recorded four interceptions to go along with one fumble. Tanner Price was 21 of 35 for 233 yards and three touchdowns while wide receiver Terrence Davis recorded a pair of touchdown grabs. The 35 points are the most Wake Forest has ever scored against Florida State.



VIRGINIA TECH
OCTOBER 15
BB&T FIELD
L, 17-38
ESPN3.COM

Wake Forest built a 10-0 first-quarter lead, but Virginia Tech rallied back with 21 unanswered points in the second quarter en route to a 38-17 win at BB&T Field. The Deacons held the Hokies without a first down in the opening quarter, and Tanner Price found Chris Givens for a 79-yard touchdown pass for the 10-0 lead. Wake Forest was just 1-for-13 on third down conversions.



AT DUKE
OCTOBER 22
DURHAM, N.C.
W, 24-23
ACC NETWORK

The Demon Deacon jumped out to a 17-0 lead in the second quarter and would rely on its defense to hold on for a 24-23 victory. Wake surrendered the lead early in the fourth but a 66-yard TD pass from Tanner Price to Chris Givens put Wake in front for good. Givens ended the day with six catches for 147 yards and two TDs. Senior Cyhl Quarles and sophomore A.J. Marshall each made 10 tackles in the game.



AT N. CAROLINA
OCTOBER 29
CHAPEL HILL, N.C.
L, 24-49
ESPNU

North Carolina forced Wake Forest into a season-high five turnovers and converted them into four touchdowns en route to a runaway 49-24 victory. The Deacons had committed just five turnovers on the year coming into the game. Senior Brandon Pendergrass had a good day on the ground, notching 99 yards on 13 carries and two touchdowns. FB Tommy Bohanon also recorded his first career rushing TD in the game.



NOTRE DAME
NOVEMBER 5
BB&T FIELD
L, 17-24
ABC/ESPN2

Like they have most of the season, the Demon Deacons raced out to an early lead and would rest on a 17-10 advantage at halftime. But the Notre Dame defense stepped-up in the second half and held Wake scoreless, leading the Irish to a 24-17 victory. Senior Josh Bush was the bright spot for the Wake defense, recording the first multiple interception game of his career as he picked-off Tommy Rees twice.



AT CLEMSON
NOVEMBER 12
CLEMSON, S.C.
L, 28-31
ESPNU

Wake Forest scored 21 unanswered points in a four minute span in the third quarter to take a 28-14 lead but Clemson fought back and would kick a game-winning 43-yard field goal as time expired. Senior running back Brandon Pendergrass finished the day with a career-high 134 yards on the ground and two touchdowns. Receiver Michael Campanaro hauled in a career-best nine passes and had his first career punt return for a touchdown.



MARYLAND
NOVEMBER 19
BB&T FIELD
W, 31-10
RSN

Two fourth quarter touchdowns by Wake Forest broke open a close a game made the Demon Deacons bowl eligible with 31-10 victory. Chris Givens had a career-high 191 yards receiving and broke the single-season school record for receiving yards. Tanner Price was 20 of 32 for a season-best 320 yards and three touchdowns. RB Brandon Pendergrass also topped the 100-yard mark for the second-straight game.



VANDERBILT
NOVEMBER 26
BB&T FIELD
3:30
ESPNU

Wake Forest finishes the regular season by hosting Vanderbilt as part of a non-conference series that runs through 2015. The Demon Deacons have won the last three meetings in the series, including a 23-10 victory at BB&T Field in 2008. Last season, Wake Forest won for the second-straight time in Nashville, 34-13. Josh Harris rushed for 138 yards and one touchdown in the win.



ACC CHAMPIONSHIP
DECEMBER 3
CHARLOTTE, NC
8:00
ESPN

Now in its eighth year, the Dr. Pepper ACC Championship Game will be held for the second-straight season at Bank of America Stadium in Charlotte, N.C. The Championship was played in Jacksonville for three seasons before moving to Tampa Bay for 2008 and 2009. The game will kickoff at 8:00 p.m. and will be carried by ESPN. Wake Forest won the 2006 ACC Championship Game, defeating Georgia Tech 9-6.



GAME WEEK

Weekly Press Conference

Wake Forest's weekly press conference begins each Tuesday at 11 a.m. in the Miller Center on campus. Selected players are available first to the electronic media in the Team Meeting Room on the first floor. The players will then meet the print media in the Rovers Room immediately following. Lunch will then be served and Jim Grobe will meet with the electronic media at 12:15 p.m. in the team meeting room followed by the print media in the Rovers Room. Any specific player requests must be made before noon on Monday. Transcripts of the press conference will be e-mailed and posted on WakeForestSports.com. Video of the press conference will be archived on WakeForestSports.com.

ACC Weekly Teleconference

Jim Grobe participates in the ACC's weekly teleconference every Wednesday at 11:30 a.m. For the media access number, contact the ACC Media Relations Office or the Wake Forest Media Relations Office. The teleconference is archived online at theACC.com.

Covering Practice

Wake Forest typically conducts its practices on campus at the Doc Martin Practice Complex adjacent to the Pruitt Football Center. Please contact the Media Relations Office when you'd like to attend. Coach Grobe is available in person every day of the week and players are available Monday through Wednesday before practice.

The Jim Grobe Show

Coach Grobe's weekly call-in radio show with the Voice of the Deacons Stan Cotten airs Thursday nights on the Wake Forest Sports Network from IMG College and online at www.WakeForestSports.com.

Coach Grobe Interviews

Aside from the previously mentioned Tuesday press conference, Wednesday teleconference and radio show, Jim Grobe is available for phone interviews on Thursday afternoons by appointment only. Please schedule those with the Media Relations Office.

Player Interviews

Players are available at Tuesday's weekly press conference and before practice Monday through Wednesday. Phone interviews will be scheduled on an individual basis, contingent on class schedules. Please schedule those with the Media Relations Office.

2011 DEMON DEACON FOOTBALL

GAME #12 ♦ WAKE FOREST vs. VANDERBILT ♦ NOV. 26, 2011 ♦ BB&T FIELD

LAST TIME OUT

Tanner Price threw for a season-high 320 yards and three touchdowns, one of them to Chris Givens, who finished with a career-high 191 receiving yards, as Wake Forest exploded for 24 second-half points to down Maryland 31-10 on Nov. 19 at BB&T Field.

The Demon Deacons improved to 6-5 (5-3 ACC) on the season, making them bowl eligible for the first time since 2008. Maryland drops to 2-9 (1-6).

Price completed 20 of his 32 pass attempts. His 320 yard performance was only six yards shy of his career high of 326, which was set against Navy last season.

Givens 191 yards on eight catches eclipsed his previous high of 170 yards, which was set in this year's season-opener against Syracuse. Michael Campanaro also had a strong night receiving, catching seven passes for 80 yards. Cameron Ford and Terence Davis contributed touchdown catches.

On his Senior Night, Brandon Pendergrass carried the ball 26 times for 125 yards and a touchdown. Orville Reynolds chipped in 63 yards on 11 carries.

Cyhl Quarles led the Deacons with eight tackles, and Mike Olson was close behind with seven tackles, including one for a loss. Maryland's Demetrius Hartsfield led all players with 14 tackles.

The Deacons gained 514 yards of total offense, their first time over the 500 mark since gaining 500 yards in a wild win over Duke at BB&T Field in 2010.

NOTING THE MARYLAND GAME

- Wake Forest won the toss and elected to receive.
- The Demon Deacons have now received the ball first in all 11 games this season.
- Wake Forest captains were seniors Kyle Wilber, Josh Bush, Joe Looney and Brandon Pendergrass.
- Wake Forest becomes bowl-eligible for the fourth time in six years.
- Wake Forest honored 18 seniors during a pregame ceremony.
- True-freshman running back Orville Reynolds had his best day as a Demon Deacon, gaining 63 yards on 11 carries. Both of those totals were season-highs.

DEACS BOWL ELIGIBLE, FINISH 5-3 IN THE ACC

Wake Forest's 31-10 defeat of Maryland on Nov. 19 made the Deacons bowl eligible and also gave them a 5-3 record in ACC play this season.

This marks just the fourth time in school history that Wake has won five or more ACC games in a season. The Deacons finished second in the Atlantic Division, just one game behind division champ Clemson who went 6-2.

Wake Forest will also be making a bowl appearance for the 10th time in school history. The Deacons' last bowl game was the inaugural EagleBank Bowl in 2008. Wake defeated Navy in the game 29-19. Wake went to three-straight bowl games from 2006-08, marking the first time in school-history that Wake had gone to a bowl in three-straight years.

TURNAROUNDS

Wake Forest and Virginia are neck-and-neck for the biggest turnaround in the Atlantic Coast Conference this season. Both clubs went 1-7 in league play in 2010 and each team has five ACC victories this year.

Wake Forest has finished its season at 5-3, a +4 turnaround. Virginia has one game remaining, at home with Virginia Tech. The Cavaliers could finish the season +5 with a win over the Hokies.

KEEPING THEM CLOSE

Wake Forest is tied for third in the nation in keeping games close this season. The Demon Deacons have had six games decided by one score or less.

Wake Forest (3-3), Syracuse (4-2) and Ohio State (2-4) are three clubs to have six games decided by one score. The national leader is Kansas State (7-1) with eight games decided by one score or less.

HIGH SCORING OFFENSE

Wake Forest has a more than reasonable chance at becoming the highest-scoring offense in school history in 2011. The Demon Deacons have scored 314 points this year, an average of 28.5 points per game.

The school record for points in a season is 362 set by the 2007 squad while the record for per game average is 29.5 points per game set in 1986.

With two games remaining, the Deacons must hit their average to break the season points record. The Deacons would have to average 35 points per game over the final two games to break the per game average record.

GIVENS SETS SINGLE-SEASON RECEIVING RECORD

Junior wide receiver Chris Givens broke the Wake Forest single-season record for most receiving yards with a career-high 191 yards last week against Maryland.

Givens now has 1,207 receiving yards this season, which surpasses Ricky Proehl's previous record of 1,053 yards, set during the 1989 season.

GIVENS KEEPS MOVING ON UP...

Redshirt-senior wide receiver Chris Givens caught seven passes in the win over Gardner-Webb on Sept. 17, and became the 23rd Demon Deacon to record 100 career catches.

Against Duke on Oct. 22, Givens became just the eighth Demon Deacon to record over 2,000 career receiving yards when he hauled in six passes for 147 yards. Givens is now 6th in school history with 150 career receptions and 4th all-time with 2,350 career receiving yards.

The Wylie, Texas native has 21 career touchdown receptions which is tied for 17th in the nation by active players.

CHRIS GIVENS ON THE ALL-TIME CHARTS

Career Receptions

3.	184	Jammie Deese	1996-99
4.	161	Thabiti Davis	1994-97
5.	153	James Brim	1983-86
6.	150	Chris Givens	2009-Present

Career Reception Yards

1.	2,949	Ricky Proehl	1986-89
2.	2,834	Desmond Clark	1995-98
3.	2,431	Wayne Baumgardner	1978-81
4.	2,350	Chris Givens	2009-Present

Career Touchdown Receptions

1.	25	Ricky Proehl	1986-89
2.	22	Todd Dixon	1990-93
3.	21	Chris Givens	2009-Present
	21	John O'Quinn	1946-49

Single-Season Receiving Yards

1.	1,207	Chris Givens	2011
2.	1,053	Ricky Proehl	1989
3.	1,011	Kneth Moore	2007
4.	1,000	Wayne Baumgardner	1979
5.	950	Desmond Clark	1997



UNIVERSITY QUICK FACTS

Location . . . Winston-Salem, NC 27109
 Founded 1834
 Enrollment 4,657 undergraduate
 Colors Old Gold & Black
 Stadium BB&T Field (31,500)
 Surface FieldTurf
 Conference Atlantic Coast
 President Dr. Nathan O. Hatch
 Athletic Director Ron Wellman
 Athletic Dept. Phone . . . (336) 758-5616
 Ticket Office Phone . . . (888) 758-DEAC

PROGRAM HISTORY

First Year of Football 1888
 Season of Football 110th
 Bowl Appearances Nine (6-3)
 Last Bowl Game 2008 EagleBank
 All-Time Record 420-607-33 (.412)
 All-Time ACC Record . . . 125-279-5 (.312)

TEAM INFORMATION

2010 Overall Record 3-9
 ACC Record/Finish 1-7 (6th Atl.)
 Letterwinners Returning 54
 (24 offense, 28 defense, 2 specialist)
 Letterwinners Lost 22
 (9 offense, 11 defense, 2 specialist)
 Starters Returning/Lost 17/8
 Offense 7/4
 Defense 9/2
 Special Teams 1/2

WAKE FOREST SPORTS NETWORK FROM IMG COLLEGE

Play-By-Play Announcer . . . Stan Cotten
 Analyst Chuck Ramsey
 Sideline Dave Goren
 Engineer John Brockwell
 Spotter Josh Nixon
 Studio Host Cabell Philpot
 President Ben Sutton, Jr.
 General Manager Derek Morel
 Associate G.M. Matt Wrynn
 Assistant G.M. Andrew Bond

WAKE FOREST SUPPORT STAFF

Strength & Conditioning . . . Ethan Reeve
 Athletic Trainer Don Steelman
 Athletic Trainer Chris Ina
 Athletic Trainer Greg Collins
 Equipment Mgr. Demetrius Gibson
 Video Coordinator Allen Franklin
 Academic Counselor Hunter Willard
 Academic Counselor Ann Flynn
 Admin. Coordinator Bonnie Rae

2011 DEMON DEACON FOOTBALL

GAME #12 ♦ WAKE FOREST vs. VANDERBILT ♦ NOV. 26, 2011 ♦ BB&T FIELD



NATIONAL POLLS

Associated Press (Week 13)

School	Rec.	Pts.	Last
1 LSU (60)	11-0	1500	1
2 Alabama	10-1	1440	3
3 Arkansas	10-1	1376	6
4 Stanford	10-1	1224	8
5 Oklahoma State	10-1	1206	2
6 Virginia Tech	10-1	1133	9
7 Boise State	9-1	1025	10
8 Houston	11-0	1018	11
9 Oregon	9-2	1008	4
10 USC	9-2	964	18
11 Michigan State	9-2	876	12
12 Oklahoma	8-2	819	5
13 Georgia	9-2	815	13
14 South Carolina	9-2	762	14
15 Wisconsin	9-2	714	15
16 Kansas State	9-2	682	16
17 Michigan	9-2	527	20
18 Clemson	9-2	515	7
19 TCU	9-2	456	19
20 Penn State	9-2	398	21
21 Baylor	7-3	383	25
22 Nebraska	8-3	155	17
22 Notre Dame	8-3	155	24
24 Virginia	8-3	147	NR
25 Georgia Tech	8-3	77	NR

Opponents Receiving Votes: None

USA Today Coaches Poll (Week 13)

School	Rec.	Pts.	Last
1 LSU (59)	11-0	1475	1
2 Alabama	10-1	1413	3
3 Arkansas	10-1	1349	6
4 Virginia Tech	10-1	1242	7
5 Stanford	10-1	1222	9
6 Oklahoma State	10-1	1156	2
7 Houston	11-0	1075	10
8 Boise State	9-1	982	11
9 Oregon	9-2	933	4
10 Michigan State	9-2	928	12
11 Oklahoma	8-2	826	5
12 Wisconsin	9-2	808	13
13 South Carolina	9-2	806	14
14 Georgia	9-2	803	15
15 Kansas State	9-2	671	17
16 Michigan	9-2	618	18
17 Clemson	9-2	587	8
18 TCU	9-2	494	19
19 Penn State	9-2	455	21
20 Baylor	7-3	302	NR
21 Georgia Tech	8-3	203	23
22 Nebraska	8-3	165	16
23 West Virginia	7-3	158	23
24 Notre Dame	8-3	156	25
25 Virginia	8-3	154	NR

Opponents Receiving Votes: Florida State 1.

GIVENS AMONG NATIONAL LEADERS

Chris Givens is currently 9th in the NCAA with 109.7 receiving yards per game. His 1,207 receiving yards this season are 8th-most in the NCAA.

GIVENS AND 100-YARD GAMES

Chris Givens tied his career-high with eight receptions and set a career-best with 191 receiving yards vs. Maryland. In the process, Givens earned his seventh 100-yard receiving game of the season.

That ties the school record co-held by Wayne Baumgardner who had seven 100-yard games in the regular season in 1979. Baumgardner finished the season with eight 100-yard games including one in the Tangerine Bowl though in that era, post-season games did not count in NCAA statistics.

For his career, Givens has 10 100-yard receiving games which is tied for third-best all-time. Baumgardner had 10 for his career, Desmond Clark had 11 and Ricky Proehl owns the record with 12.

MOST BANG FOR HIS BUCK

Chris Givens separated himself from the crowd against Virginia Tech on Oct. 15 with a 79-yard touchdown reception from Tanner Price.

Givens' 79-yard reception was his third TD catch of 78 yards or longer. He is the first Deacon with three receptions of over 70 yards in a career.

GIVENS IS STILL STREAKING

With his catch on the second drive against Maryland, Chris Givens extended his streak of consecutive games with at least one catch to 26.

The streak dates back to Oct. 31, 2009 when the Wylie, Texas native caught three passes for 60 yards against Miami. The last time he didn't catch a pass in a game was one week before that on Oct. 24 at Navy. That game was played in a driving rain and the two teams combined to complete just 13 passes.

PRICE HITS TRIFECTA AGAIN

With three touchdown passes against Maryland, QB Tanner Price recorded his third game of the 2011 season in which he has thrown three touchdown passes. Three touchdown passes in a game is pretty lofty territory for Deacon quarterbacks. And to do it three times in a season is highly unusual.

Price joins an elite list of quarterbacks to enjoy three 3-TD games in a season. Riley Skinner holds the school record with four in 2009. Rusty LaRue (1995), Philip Barnhill (1989), Mike Elkins (1988) and Jay Venuto (1980) are the only other Wake Forest QBs with a trio of three-touchdown pass games.

PRICE NEARING TWO-YEAR RECORDS

Wake Forest quarterback Tanner Price is nearly within his average of setting the post-sophomore year record for passing yards in a career.

Price enters the regular season finale with 3,995 career passing yards. The most yards ever by a Wake Forest quarterback after their sophomore campaign is 4,255 by Riley Skinner (2006-09).

The most passing yards by a Demon Deacon quarterback after two years is 5,056 set by Jay Venuto (1979-80). Venuto did not play until his junior season at Wake Forest.

PRICE MOVING UP SCHOOL PASSING CHARTS

Sophomore QB Tanner Price completed 20 of 32 passes for a season-best 320 yards and two touchdowns against Maryland.

It was Price's second-highest passing yardage output of his career and his most since throwing for 326 vs. Navy in 2010.

Price now has 19 touchdown passes on the year, which is third-best for a single season in school history. He is two back of Jay Venuto (1980) for second place and seven back of Riley Skinner (2009) for the school record.

Price's 26 career TD passes are tied for eighth-best in school history. He is just two away from entering the top six.

THE PRICE IS STILL RIGHT

Wake Forest sophomore quarterback Tanner Price has been calling the right shots in 2011. He has completed 213 of 342 pass attempts for 2,646 yards and 19 touchdowns with six interceptions.

Price has also thrown a touchdown pass in 10 of the 11 games this season. He had his streak of seven-straight games with a TD pass snapped against North Carolina on Oct. 29. He was the first WFU quarterback to throw a touchdown pass in seven consecutive games since Brian Kuklick in 1997.

DOUBLE-UP ON 100

With his 125 yards rushing against Maryland on Nov. 19, senior RB Brandon Pendergrass became the first Wake Forest player to post consecutive 100-yard rushing games since 2007. Pendergrass had 125 yards on 26 carries vs. the Terps after posting a career-best 134 yards on 20 carries vs. Clemson on Nov. 12.

The last Deacon with back-to-back century performances was Josh Adams who had 140 yards on the ground vs. Florida State in 2007 and followed that with 131 yards vs. Navy.

The last time a Demon Deacon had three consecutive 100-yard games was in 2001 when Tarence Williams rushed for 158 yards against ECU (9/1), 116 yards against App. State (9/8) and 100 yards against Maryland (9/22).

BP MAKING THE MOST OF AN OPPORTUNITY

Senior running back Brandon Pendergrass was given the opportunity to make his first start of the season against Virginia Tech on Oct. 15, and he made the most of it. Pendergrass rushed 21 times for 80 yards and also caught one pass for 10 yards.

His 21 rushes and 80 yards were both the second-highest totals of his career at the time. He then topped that number with 99 yards on 13 carries at North Carolina on Oct. 29. Pendergrass also reached paydirt twice against the Tar Heels, marking the first multi-touchdown game of his career.

Pendergrass turned in the best game of his career in the narrow loss at Clemson on Nov. 12. The Royal Palm Beach, Fla., native carried the ball 20 times for a career-best 134 yards and two scores. It was just the second 100+ yard game of his career. He also recorded just his second career multi-touchdown game.

On the season, Pendergrass is averaging 4.4 yards per carry. He has accumulated a team-high 676 yards on 152 carries and has a total of eight touchdown runs.

BP REACHES 1,000

With 34 rushing yards against Stanford last season, redshirt-senior Brandon Pendergrass became the 33rd Demon Deacon to eclipse 1,000 career rushing yards. Pendergrass has carried the ball a total of 409 times in his career and now has 1,718 yards. His 1,718 yards are 13th-best in school-history. He is 17 yards away from passing Brian Piccolo (1962-64) for 12th place and 93 yards away from Mark Young (1986-88).

The Royal Palm Beach, Fla., native has also reached the endzone 17 times in his career and the Deacs are 10-5 in those 15 games.

2011 DEMON DEACON FOOTBALL

GAME #12 ♦ WAKE FOREST vs. VANDERBILT ♦ NOV. 26, 2011 ♦ BB&T FIELD

CAM FORD FINDS PAYDIRT, AGAIN

For the second-straight week, senior tight end Cameron Ford caught a touchdown pass in the opening quarter. He hauled-in a 3-yard pass from Price against Clemson and a 2-yard pass against Maryland.

Ford now has three touchdown receptions this season which is one shy of the school-record for touchdown receptions by a tight end in a single season.

CAMPANARO CONTINUES TO SHINE

Sophomore Michael Campanaro set career-highs for receiving yardage in each of his first two games this season. He backed-up his seven-catch, 79-yard performance against Syracuse with a career-high 93 receiving yards on five catches against NC State.

He also hauled in a 31-yard touchdown reception in the first quarter against NCSU, which was the longest catch of his career and it was his second career TD. Both of his receiving touchdowns have come this season.

At Clemson on Nov. 12, Campanaro hauled in a career-best nine passes for 72 yards.

So far this season, Campanaro is second on the team with 57 catches for 660 yards and two touchdowns.

DEACS GO TO RETURN CAMP

Sophomore Michael Campanaro returned a third-quarter punt against Clemson 50 yards for a touchdown. That was the first punt return for a touchdown of his career.

It was the first punt return for a touchdown for Wake Forest since Kenny Moore returned a punt 55-yards for a score against Army on Sept. 15, 2007.

That was the first special teams/defensive touchdown of the season for Wake Forest or an opponent.

DEFEND LIKE A DEMON

The Demon Deacons won five times in the first six-games and the defense played a major role in that run.

It started with a stunning performance against Gardner-Webb on Sept. 17, when Wake allowed just 139 total yards in the 48-5 victory. That was the fewest amount of yards allowed by the Demon Deacons since Wake held Clemson to just 198 yards of offense on Oct. 9, 2008 in Winston-Salem. It also marked the first time since 2008 that Wake Forest did not allow a touchdown.

In the win over Boston College on Oct. 1, the defense held BC to just one touchdown and four field goals. That was a telling stat because the Eagles' average start for the game was its own 38 yard line.

Against Florida State, the defense forced an explosive Seminole offense into five turnovers, including four interceptions. Freshmen Zach Allen and Merrill Noel each recorded their first career interceptions while Joey Ehrmann notched his second career pick. Senior Josh Bush made a key fourth quarter interception, which was his third of the season and the fourth of his career.

After a tough game against Virginia Tech on Oct. 15, the defense bounced-back by limiting Duke's Sean Renfree, one of the conference's top passers, to just 28-of-45 for 215 yards and one interception.

BUSH ENJOYING BREAKOUT SENIOR SEASON

Senior safety Josh Bush has saved his best season as a Demon Deacon for his last. Bush recorded his team-leading sixth interception of the season at Clemson on Nov. 12. He entered the year with just one career pick.

Bush, who had two picks against Notre Dame on Nov. 5, ranks second in the ACC and is tied for sixth nationally in interceptions. He is also fifth in the ACC with 10 passes defended.

STINGY RED ZONE DEFENSE

Wake Forest held Maryland to an 0-for-4 performance in red zone opportunities last Saturday. That marked just the fourth time in Jim Grobe's 11 years at Wake Forest that the Deacons shutout an opponent in the red zone. Maryland missed on its four opportunities with a pair of missed field goals and by twice turning the ball over on downs.

In 2006, Wake Forest shutout Florida State 30-0 in Tallahassee while holding the Seminoles to just one trip inside the 20 which resulted in a missed field goal. In 2002, the Deacons shutout North Carolina 31-0 while holding the Tar Heels to a missed field goal. Also in 2002, the Deacons beat Georgia Tech 24-21 as the Yellow Jackets never reached the red zone, scoring three times on plays of 24 yards or longer.

QUARLES LEADS THE WAY DEFENSIVELY

Senior safety Cyhl Quarles has been making plays all over the field this season. He led the team in tackles in each of the first three games and was one off the team lead in the wins over Boston College and Florida State. He then made a team-high 12 tackles against Virginia Tech, which tied his career-high, and had a team-high tying 10 stops in the win at Duke.

Quarles led the team again with eight tackles against Maryland and also scooped-up his second fumble. For the year, the Tucker, Ga., native has made a total of 87 stops and has three pass breakups.

NOEL TOPS IN SCHOOL-HISTORY

Freshman corner Merrill Noel has been a lockdown corner this year, breaking up a total of 18 passes. He has also intercepted one pass, giving him a total of 19 passes defended which is tops in the NCAA. He is currently third in school-history for passes defended in a single-season.

Noel's 18 pass breakups are also tied for the most in a single-season in school-history. He matches A.J. Greene's 18 pass breakups during the 1987 season.

MOST PASSES DEFENDED BY FBS FRESHMEN SINCE 2003

No.	Player	Year
19	Merrill Noel, Wake Forest	2011
18	Jonathan Burke, Arkansas State	2003
16	Xavier Rhodes, Florida State	2010
16	Bryan Willis, Troy	2009
16	Sean Baker, Ball State	2008
15	Deron Wilson, Southern Miss	2010
15	Mike Mickens, Cincinnati	2005

THOMPSON GETS HIS PAWS ON ONE

Sophomore defensive end Zach Thompson recorded his first career interception in the second quarter against Clemson on Nov. 12. That was the first interception of his career.

That was also the first interception for a Wake Forest defensive linemen since John Russell in 2007. Thompson finished the day with three tackles.

WILBER MAKING A MOVE

Senior Kyle Wilber recorded a career-high 13 tackles in the loss at Clemson on Nov. 12. That topped his previous career-high of 11 stops, which he recorded at Florida State on Sept. 25, 2010.

Wilber also had one tackle for loss against the Tigers which was the 34th of his career. He is now tied for 8th all-time in school-history for tackle for loss with James Parker (1976-79).



WAKE FOREST PRONUNCIATION GUIDE

FIRST NAMES

Airyn	AIR-in
Cyhl	Like the name "Kyle"
Derricus	DARE-ih-cus
Duran	duh-RAN
Gelo	Jello
Jharrison	Harrison
Khiry	KYE-ree
Lovell	luh-VELL
Merrill	murh-ELL
Nikita	nih-KEE-tah
Quan	Kwan
Ramon	ruh-MOAN

LAST NAMES

Basford	BASS-ferd
Bauder	BAW-der
Betros	BEE-troas
Bolling	BOWL-ing
Booi	BOO-ee
Campanaro	camp-ah-NAIR-oh
Dunmeyer	DUNN-my-er
Ehrmann	URR-men
Emert	EM-ert
Feimster	FEEM-ster
Grasmeyer	GRASS-my-er
Heartsill	HART-suhl
Hedlund	HED-luhnd
Intemann	INT-uh-men
Kinal	KIN-el
LaBarbera	lah-buh-BARE-uh
Lowe	LO
Noel	no-ELL
Offor	OFFER
Okoro	oh-KURR-oh
Orange	Like the color "orange"
Pineda	pin-AY-duh
Quarles	QUARLZ
Sousa	SO-suh
Souza	SOO-zah
Stachitas	sta-KITE-us
Vogelsang	VO-guhl-sang

2011 DEMON DEACON FOOTBALL

GAME #12 ♦ WAKE FOREST vs. VANDERBILT ♦ NOV. 26, 2011 ♦ BB&T FIELD



GEOGRAPHICAL ROSTER BREAKDOWN

NORTH CAROLINA (30)

Winston-Salem.....	6
Durham.....	3
Raleigh.....	2
Statesville.....	2
Wake Forest.....	2
Ahoscie, Apex, Boone, Cary, Charlotte, Greensboro, High Point, Lewisville, Lexington, Pinehurst, Rockingham, Rocky Mount, Roxboro, Sanford, Woodleaf.....	1

FLORIDA (30)

Jacksonville.....	8
Ponte Vedra.....	4
Pahokee.....	3
Fort Lauderdale.....	2
Hialeah.....	2
Lake Worth.....	2
Apopka, Cape Coral, Coral Springs, Miami, Naples, North Fort Myers, Plant City, Royal Palm Beach, Tampa.....	1

GEORGIA (12)

Alpharetta.....	2
Atlanta, Ball Ground, Douglasville, Gainesville, Habersham, Lilburn, Orlando, Powder Springs, Rome, Tucker.....	1

TEXAS (7)

Wylie.....	3
Duncanville.....	2
Argyle, Austin.....	1

MARYLAND (5)

Baltimore.....	2
Clarksville.....	2
Frederick.....	1

VIRGINIA (5)

Ashburn.....	3
Lynchburg, Portsmouth.....	1

ALABAMA (2)

Oxford, Prattville.....	1
-------------------------	---

SOUTH CAROLINA (2)

Jonesville, Williamston.....	1
------------------------------	---

CALIFORNIA (1)

Danville.....	1
---------------	---

COLORADO (1)

Parker.....	1
-------------	---

KENTUCKY (1)

Versailles.....	1
-----------------	---

MICHIGAN (1)

Grand Rapids.....	1
-------------------	---

MISSOURI (1)

Columbia.....	1
---------------	---

NEW JERSEY (1)

Skillman.....	1
---------------	---

NEW YORK (1)

White Plains.....	1
-------------------	---

SOUTH AUSTRALIA (1)

Adelaide.....	1
---------------	---

TENNESSEE (1)

Knoxville.....	1
----------------	---

WASHINGTON (1)

Mercer Island.....	1
--------------------	---

WASHINGTON, DC (1)

Washington, DC.....	1
---------------------	---

WILBER DOES IT AGAIN

OLB Kyle Wilber collected the fourth blocked kick of his career when he knocked down Syracuse's field goal attempt with 2:07 to play in the game. Wilber also blocked field goal attempts vs. Baylor in 2009 and Boston College in 2010 and an extra point against Presbyterian in the 2010 season opener.

WHITLOCK SPENDING TIME IN THE BACKFIELD

Sophomore nose guard Nikita Whitlock recorded a fifth straight game with at least one tackle for loss after totaling a season-high three against North Carolina on Oct. 29. His streak was then stopped in the loss to Notre Dame.

The Wylie, Texas, native has recorded a team-high 12.5 tackles for loss, including three sacks, this season. He has 11.5 tackles for loss in his past eight games.

For his career, the 5-11, 260-pound Whitlock has 23.5 tackles for loss. He is just 6.5 away from entering the school's top-10 list before his second season on campus is finished.

GETTING A HAND IN THERE

Junior Chris Givens blocked his second career punt in the win over Gardner-Webb on Sept. 17. That was the first punt block for the Demon Deacons since Givens blocked a punt at Vanderbilt in the 2010 season finale.

Sophomore Justin Jackson then broke through then line and blocked a North Carolina punt on Oct. 29. That was the first blocked kick of his career and the second for the team this season.

DEACONS ARE FRONT RUNNERS

The Demon Deacons have received the ball first in all 11 games this season. Wake has also scored first in nine of the 11 games. The only times the Deacs failed to dent the scoreboard first was at North Carolina on Oct. 29 and at Clemson on Nov. 12.

Wake's first score against Clemson came on a 3-yard pass from Tanner Price to Cameron Ford with :53 seconds remaining in the first quarter. That was the longest into a game the Demon Deacons had gone before scoring this season.

TRUE FRESHMAN RUNNING BACKS

With Josh Harris continuing to be hampered with a hamstring injury, head coach Jim Grobe opted to pull the redshirt off true freshman Orville Reynolds against Notre Dame. Reynolds ripped off an 11-yard run on his first collegiate carry in the fourth quarter against Notre Dame on Nov. 5.

Reynolds is just the 20th true freshman to play under Grobe at Wake Forest and just the third running back. The other running backs were Chris Barclay in 2002 and De'Angelo Bryant in 2003.

A HIGH Q RATING

Wake Forest flanker Michael Campanaro does not call the signals for the Deacons but he sure has the stats to step in at quarterback. Campanaro has attempted four passes this season from his flanker position and completed three with two going for touchdowns.

His first attempt of the year resulted in a 40-yard scoring pass to Danny Dembry against NC State. He followed up with a 36-yard pass to Chris Givens at Boston College that resulted in a first down. Campanaro's most recent toss was a 30-yard scoring pass to Terence Davis against Florida State.

On the year, Campanaro is 3-for-4 passing for 106 yards and two touchdowns and one interception for a rating of 412.6.

WULFECK EXCELS

Redshirt sophomore punter Alex Wulfeck enjoyed his best day as a Demon Deacon against North Carolina on Oct. 29. The

Jacksonville, Fla. native averaged a career-best 49.0 yards on three punts vs. the Tar Heels.

Wulfeck had the two longest punts of his career, a 50 and a 59-yarder. Coming into the game, Wulfeck was averaging just 38 yards per punt.

THEY CALL HIM "TD" FOR A REASON

Junior wide receiver Terrence Davis has been hauling in touchdown passes in 2011 at a career pace.

He caught his first touchdown pass in the win over Gardner-Webb and then had two TD grabs in the Deacons' upset victory over Florida State on Oct. 8. That marked the first multi-touchdown game of his career.

Sandwiched in between those performances, Davis made a pair of clutch catches for a then career-high 63 yards in a 27-19 victory at Boston College.

For the year, Davis has caught 17 passes for 240 yards and four touchdowns. Coming into this season, the Ahoskie, N.C. native had just four receptions for 20 yards and one touchdown in his career.

DEMBRY IMPRESSIVE IN 2011

Wide receiver Danny Dembry caught a career-high eight passes for a career-best 126 yards in the Deacs' win over Gardner-Webb on Sept. 17. In fact, he tied a career-high with six catches and surpassed his career-high with 102 yards receiving in the first half alone.

On the year, the Ahoskie, N.C., native is third on the team with 33 receptions for 410 yards and one touchdown. Dembry caught eight passes for 106 yards and one touchdown all of last season.

He also recorded his first career rushing touchdown in the win over NC State, running one in from ten yards out. It was the first multi touchdown game of his career.

100-YARD RUSHER AND RECEIVER

With Chris Givens gaining 101 yards through the air and Josh Harris earning 136 yards on the ground against Florida State on Oct. 8, Wake Forest produced a 100-yard receiver and a 100-yard rusher in the same game for the first time since the Vanderbilt game in 2007. In that contest, Kenny Moore caught 15 passes for 181 yards and one touchdown while redshirt freshman Josh Adams rushed 27 times for 131 yards and a score.

The Deacons accomplished the feat a second time against Maryland. Givens recorded a career-high 191 reception yards while senior running back Brandon Pendergrass notched 125 yards on the ground. Both players also recorded a touchdown in the game.

NEWMAN'S RECORD FG STREAK ENDS

After missing a field goal attempt in the first game of the season at Syracuse, junior placekicker Jimmy Newman made his next 14 field goal attempts in a row, breaking his old school-record of 12-straight. He made his 14th-straight in the opening quarter against Notre Dame but his streak was then snapped in the fourth quarter against the Irish when his 42-yard attempt was wide right.

NEWMAN WITH RARE MISSES

Against Clemson on Nov. 12, place kicker Jimmy Newman missed a 47-yard field goal attempt in the second quarter and a 32-yard attempt in the fourth quarter. Couple those misses with a missed 42-yard attempt in the fourth quarter against Notre Dame the week earlier, and Newman has now missed three-straight field goal attempts for the first time in his career. Newman then got back on track with a 25-yard field goal in the win over Maryland on Nov. 19.

2011 DEMON DEACON FOOTBALL

GAME #12 ♦ WAKE FOREST vs. VANDERBILT ♦ NOV. 26, 2011 ♦ BB&T FIELD

He had not missed two-straight field goal attempts since Oct. 31, 2009 when he missed a 45-yard and a 60-yard attempt at Miami.

On the year, Newman is 16 of 20 and has converted 27 of his last 31 field goal attempts dating back to 2010. For his career, the Oxford, Ala., native is 39-of-50 for 78.0 percent which is the best percentage in school history.

CAREER HIGHS AGAINST THE IRISH

A number of Wake Forest defenders recorded career highs against Notre Dame on Nov. 5. ILB Justin Jackson had a career high with eight tackles and S Josh Bush also set a career-best with eight stops.

DT Zach Thompson made a career-high six tackles against the Fighting Irish. OLB Joey Ehrmann tied his career high with seven stops vs. Notre Dame.

STREAKS SNAPPED AGAINST THE THE HEELS

Wake Forest did not play its best game against North Carolina on Oct. 29 and as a result, a number of individual streaks came to an end that afternoon:

- Kyle Wilber was held without a sack for the first time in five games.
- It is the first time in the last five games against North Carolina dating back to 2003 that Wake Forest did not have a defensive or special teams touchdown against the Tar Heels.
- Chris Givens had 42 receiving yards against the Heels, ending his streak of four 100-yard receiving games.
- Givens' streak of consecutive games with a touchdown reception ended at five games and his school-record tying streak of four consecutive 100-yard receiving games also ended.
- Merrill Noel did not record a pass breakup for the first time in seven games.
- It first time all season that Tanner Price did not throw a touchdown pass.

WAKE FOREST'S MAGIC NUMBER

Wake Forest's magic number is 24. Under Jim Grobe, the Deacons are 57-22 when scoring 24+ points. When scoring fewer than 24 points, Wake Forest is only 11-43.

The Deacons eclipsed the 24-point mark just five times in 2010 and were 3-2 in those contests. Wake has reached 24 points in nine of 11 games this season.

Since the start of the 2006 season, the Deacs are 33-9 when scoring 24+ points. Two of the losses during that span have come against Boston College. Wake lost 38-28 at BC in 2007 and also dropped a 27-24 OT decision on Sept. 26.

Typically, the 24-point measure has been an accurate barometer of Wake Forest's success under Jim Grobe. But, four losses (at Boston College; vs. Miami; at Georgia Tech; Florida State) in 2009 while scoring 24 or more points was something of an anomaly.

The only other time Wake had lost four games under Grobe while scoring 24 or more points was in 2003 when the Deacons dropped four 24+ point games.

The Deacons have lost three games this season when scoring 24 or more points.

RARE GIVEAWAYS

Wake Forest had committed just five turnovers all year prior to the North Carolina game on Oct. 29. But against the Tar Heels, Wake turned the ball over a total of five times.

Quarterback Tanner Price was intercepted three times and also lost a fumble in the first quarter. Wide receiver Michael Campanaro threw his first career interception in the second quarter. North Carolina capitalized on those turnovers by scoring four touchdowns.

The five turnovers by the Deacons were the most since a loss to Boston College last season where they also turned the ball over five times.



FIRST POINTS GAME-BY-GAME

AT SYRACUSE

Wake: Newman 38 yrd FG
7:54 (Q1)

Opp: Provo 20 yrd TD pass from
Nassib 9:29 (Q2)

VS. NC STATE

Wake: Campanaro 31 yrd TD pass
from Price - 10:39 (Q1)

Opp: Sade 45 yrd FG 14:13 (Q2)

VS. GARDNER-WEBB

Wake: Newman 22 yrd FG
10:20 (Q1)

Opp: Austin 27 yrd FG
8:13 (Q1)

AT BOSTON COLLEGE

Wake: Harris 2 yrd TD run
10:55 (Q1)

Opp: Freese 36 yrd FG
2:52 (Q1)

VS. FLORIDA STATE

Wake: Newman 27 yrd FG
7:37 (Q1)

Opp: Wilder 3 yrd TD run
3:00 (Q1)

VS. VIRGINIA TECH

Wake: Newman 28 yrd FG
11:19 (Q1)

Opp: Thomas 1 yrd TD run
8:43 (Q2)

AT DUKE

Wake: Givens 26 yrd TD pass
from Price - 4:37 (Q1)

Opp: Snyderwine 26 yrd FG
0:04 (Q2)

AT NORTH CAROLINA

Wake: Pendergrass 8 yrd TD run
10:23 (Q2)

Opp: Bernard 7 yrd TD pass
from Renner - 9:02 (Q1)

VS. NOTRE DAME

Wake: Pendergrass 20 yrd TD pass
from Price - 10:52 (Q1)

Opp: Ruffer 44 yrd FG
6:16 (Q1)

AT CLEMSON

Wake: Ford 3 yrd TD pass from
Price - 0:53 (Q1)

Opp: Ellington 4 yrd TD run
5:33 (Q1)

VS. MARYLAND

Wake: Ford 2 yrd TD pass from
Price - 5:17 (Q1)

Opp: Pickett 31 yrd pass from Brown
0:12 (Q2)

WAKE FOREST QUARTER-BY-QUARTER YARDAGE BREAKDOWN

	1st Quarter			2nd Quarter			3rd Quarter			4th Quarter		
	Rush	Pass	Total	Rush	Pass	Total	Rush	Pass	Total	Rush	Pass	Total
at Syracuse	30	79	109	27	122	149	16	73	89	5	48	53
vs. NC State	26	130	156	-11	133	122	46	50	96	40	24	64
vs. Gardner-Webb	32	71	103	1	167	168	73	61	134	43	6	49
at Boston College	44	90	134	34	52	86	29	60	89	-3	86	83
vs. Florida State	-2	52	50	1	116	117	124	41	165	5	54	59
vs. Virginia Tech	16	122	138	17	8	25	7	80	87	19	51	70
at Duke	44	49	93	42	59	101	1	0	1	3	77	80
at North Carolina	39	33	72	8	54	62	28	48	76	46	75	121
vs. Notre Dame	43	67	110	47	40	87	9	51	60	11	29	40
at Clemson	58	71	129	15	22	37	64	49	113	8	30	38
vs. Maryland	25	75	100	15	49	64	92	115	207	62	81	143

OPPONENT QUARTER-BY-QUARTER YARDAGE BREAKDOWN

	1st Quarter			2nd Quarter			3rd Quarter			4th Quarter		
	Rush	Pass	Total	Rush	Pass	Total	Rush	Pass	Total	Rush	Pass	Total
at Syracuse	-4	-1	-5	16	41	57	27	45	72	77	73	150
vs. NC State	34	24	58	41	28	69	27	155	182	7	108	115
vs. Gardner-Webb	12	74	86	-3	27	24	2	7	9	11	9	20
at Boston College	30	44	74	68	28	96	18	44	62	32	72	104
vs. Florida State	51	32	83	45	74	119	3	53	56	11	156	167
vs. Virginia Tech	-2	10	8	91	109	200	23	118	141	81	43	124
at Duke	4	26	30	36	66	102	46	73	119	62	59	121
at North Carolina	47	77	124	26	65	91	19	158	177	132	38	170
vs. Notre Dame	38	52	90	32	23	55	78	82	160	27	9	36
at Clemson	49	36	85	33	87	120	48	79	127	49	141	190
vs. Maryland	59	32	91	39	57	96	83	45	128	48	52	100

BOLD - indicates Wake Forest's quarter highs and opponent's quarter lows
ITALICS - indicates Wake Forest's quarter lows and opponents quarter highs

2011 DEMON DEACON FOOTBALL

GAME #12 ♦ WAKE FOREST vs. VANDERBILT ♦ NOV. 26, 2011 ♦ BB&T FIELD



WAKE FOREST ROSTER SUPERLATIVES

HEAVIEST

Bryson Dunnmeyer	325
Gabe Irby	325
Doug Weaver	320
Joe Looney	320
Colin Summers	320

TALLEST

Doug Weaver	6-8
Steven Chase	6-7
Ramon Booi	6-6
Michael Hoag	6-6
Daniel Blich	6-6
Hunter Goodwin	6-6

LIGHTEST

Kevin Johnson	160
Chad Hedlund	165
Turner Faulk	170
P.J. Howard	170

SHORTEST

Turner Faulk	5-8
Khiry Sutton	5-8
Orrville Reynolds	5-8
Brandon Pendergrass	5-9
Alex Wulfeck	5-9

UPCOMING DEACON BIRTHDAYS

Derricus Ellis	Nov. 27
Tyler Jackson	Nov. 27
Josh Strickland	Nov. 28
Deandre Martin	Nov. 28

Chris Givens	Dec. 6
Bryson Dunnmeyer	Dec. 7
Cameron Ford	Dec. 16
Brain Knorr	Dec. 20
Lovell Jackson	Dec. 26

WAKE FOREST NEARS ATTENDANCE MARKS

Wake Forest football is nearing a couple of key attendance records. Through six games this season, Wake Forest has attracted 195,749 to BB&T Field, an average of 32,624 fans per game.

Wake Forest is within striking distance of both the total attendance mark and the per game average record. The total attendance mark was set in 2009 when Wake Forest drew 222,537 fans to BB&T Field. The per game average is 32,595 set in 2007. Wake Forest needs to draw a crowd of 26,788 to the season finale vs. Vanderbilt in order to tie the total attendance record. The Demon Deacons need 32,416 to tie the per game average record.

In addition, Wake Forest is sixth in the nation this week in attendance in relationship to capacity. Wake Forest is averaging 103.57 percent of capacity in 2011. Wake Forest's all-time for percentage of capacity came in 2007 when the Deacons averaged 103.48 percent of capacity.

WAKE'S O-LINE BIGGEST IN SCHOOL HISTORY

Wake Forest's offensive line starters, weighing in at a collective 1,570 pounds, is the biggest line in school history. Guards Joe Looney (320) and Mike Hoag (305), tackles Dennis Godfrey (315) and Doug Weaver (320) and center Garrick Williams (310) are all over 300 pounds. The five starters average 314 pounds per man.

The next largest line in school history was the 1998 line consisting of guards Brian Wolverton (310) and Sam Settler (328), tackles Jeff Flowe and Michael Collins, and center Marlon Curtis (287) combined for 1,568 pounds of 313.6 per man.

NEEDED: IMPROVED FIELD GOAL DEFENSE

Since the start of the 2007 season, Wake Forest's opponents have made 76-of-93 field goal attempts. That number is key because the Demon Deacons are just 9-14 over that span in games decided by seven points or less.

Against Boston College last season, Kevin Smith got his hand on a Nick Freese field goal attempt in the third quarter and the kick came up short. That was the first blocked field for the Deacs since Kyle Wilber blocked one against Baylor on Sept. 5, 2009.

Last season, Wake's opponents were 16-of-20 on field goal attempts while the Deacs recorded one FG block as well as two blocked PATs.

Wake started this season well, blocking Syracuse's game-winning field goal attempt late in the fourth quarter. Wilber broke through the middle and recorded the fourth blocked kick of his career. Opponents have converted 15-of-20 field goal attempts.

SOME ARE JUST TOO CLOSE TO CALL

Jim Grobe has coached 133 games at Wake Forest and posted a record of 68-65. During Grobe's tenure, the Deacons have gone 39-33 in games decided by eight points or greater.

The other 61 games have all been by seven points or fewer and Wake has a record of 29-32. Wake is 15-14 under Grobe in games decided by three points or fewer.

WAKE FOREST IN OVERTIME

Date	Opponent	Site	OT	W/L
10/2/98	Appalachian St.	H	1	L, 30-27
8/29/02	Northern Illinois	A	1	L, 42-41
9/4/04	Clemson	A	2	L, 37-30
10/2/04	NC State	A	1	L, 27-21
9/22/07	Maryland	H	1	W, 31-24
11/1/08	Duke	H	1	W, 33-30
9/26/09	Boston College	A	1	L, 24-27
11/7/09	Georgia Tech (10/11)	A	1	L, 27-30
9/1/11	Syracuse	A	1	L, 29-36

ON THIS DATE IN DEACON FOOTBALL HISTORY... Nov. 26

1960: Wake Forest closed the 1960 season with a 41-20 loss at South Carolina. The Gamecocks kept the ball on the ground, rushing for 377 yards. Norm Snead threw for 273 yards and a pair of touchdowns. This game marked one of the few times in school history that Wake Forest was not penalized a single time. Bob Allen had six catches for 107 yards and a touchdown to lead the Deacons.

1942: Wake Forest posted a 33-14 win over South Carolina on Thanksgiving Day in Charlotte to close the 1942 season. John "Red" Cochran scored four touchdowns on runs ranging from 27 to 53 yards. Wake Forest finished the season with a 6-2-1 record.

1953: Wake Forest upset highly favored South Carolina 19-13 on Thanksgiving Day in Charlotte. Quarterback Joe White and Bob Ondilla connected on a pair of touchdown passes for the Demon Deacons. Ondilla caught seven passes for 109 yards. White also tossed a 33-yard scoring pass to James Bland. Bob Frederick added a 2-yard touchdown run.

1950: Wake Forest defeated South Carolina 14-7 in Columbia. Quarterback Ed Kissell gave the Deacons an early lead when he scrambled 43 yards for a touchdown in the second quarter. The Deacons went up 13-0 when Bob Jones rushed three yards for a touchdown in the third quarter.

1949: Wake Forest dropped a 27-20 decision at South Carolina to finish the 1949 season with a 4-6 record. USC's Ed Pesky returned an interception 100 yards for a touchdown to highlight the Gamecock defense.

1936: Wake Forest closed the 1936 season with a 5-4 record following a Thanksgiving Day loss to Davidson in Charlotte by the score of 19-6. Raleigh "Hobo" Daniel staked the Deacons to a 6-0 lead with a 55-yard touchdown run.

1931: On Thanksgiving Day in Charlotte, Wake Forest defeated Davidson 7-0. Captain Leon Brogdon caught a touchdown pass from Dunc Wilson for the game's only score.

1925: Wake Forest scored twice in the first four minutes of the game and set a dizzying pace that Elon could not keep up with as the Deacons posted a 65-0 victory. Monk Ober scored four touchdowns for the Deacons and Murray Greason returned an interception 80 yards for a score.

2011 DEMON DEACON FOOTBALL

GAME #12 ♦ WAKE FOREST vs. VANDERBILT ♦ NOV. 26, 2011 ♦ BB&T FIELD

GROBE BY THE NUMBERS

Head coach Jim Grobe has coached 133 games and has a record of 68-65 in his 11th season at Wake Forest. Grobe is 101-98 -1 in his 17th year as a college head coach.

Prior to Grobe's arrival, the Deacons were 43-90 in their previous 133 games.

Under Grobe, Wake Forest is 37-51 in ACC games and 39-30 in all home games. The Deacs are 22-21 in home ACC games and have won 14 of their last 24 at home against conference foes.

With 37 career ACC wins, Grobe is Wake's all-time winningest coach in ACC contests, and he now has more than twice as many conference wins as any other Wake Forest football coach.

GROBE RECORDS HIS 100TH CAREER VICTORY

Wake Forest head coach Jim Grobe recorded his 100th career victory in a 24-23 win over Duke on Oct. 22, 2011. Grobe is 68-65 in his 11th year at Wake Forest. He posted a 33-33-1 record in six seasons as the head coach at Ohio University, giving him a career record of 101-98-1.

Only one other Wake Forest coach won his 100th game while coaching the Demon Deacons. Peahead Walker, who compiled a 51-41-5 record at Atlantic Christian College and Elon before coming to Wake Forest in 1937, won his 100th career game with a 19-18 win over NC State in 1945. Walker is Wake Forest's all-time winningest coach with a 77-51-6 record.

GROBE NEAR TOP IN WINS AMONG ACC COACHES

Jim Grobe entered the 2011 season ranked third among ACC coaches in overall wins and second in conference wins. Grobe has put together 101 career victories during his time at Wake Forest and Ohio University.

Virginia Tech's Frank Beamer is the winningest active coach in the ACC with 249 wins while Georgia Tech's Paul Johnson is second with 140. Beamer is the active leader in career ACC wins with 55 while Grobe is second with 37.

MOST YEARS AT CURRENT SCHOOL (ACTIVE COACHES)

Rk.	Yrs	Coach	School
1.	27	Chris Ault	Nevada
2.	25	Frank Beamer	Virginia Tech
3.	21	Larry Blakeney	Troy
4.	20	Bill Snyder	Kansas State
5.	15	Pat Hill	Fresno State
6.	14	Mack Brown	Texas
7.	13	Bob Stoops	Oklahoma
8.	12	Kirk Ferentz	Iowa
T9.	11	Jim Grobe	Wake Forest
		Six tied	

GROBE AMONG NATIONAL LONGEVITY LEADERS

Now in his 11th season at Wake Forest, Jim Grobe has the longest tenure of any coach in the ACC. The only exception to the rule is Frank Beamer who is in his 25th year at Virginia Tech but the Hokies did not join the ACC until the 2004 season.

Nationally, Grobe is tied for 9th in longevity. There are seven head coaches entering their 11th year at the same school. The group includes Mike Riley (Oregon State), Gary Pinkel (Mis-

souri), Mark Richt (Georgia), Greg Schiano (Rutgers), Howard Schnellenberger (Florida Atlantic) and Gary Patterson (TCU).

GROBE AT BB&T FIELD

Jim Grobe is Wake Forest's all-time winningest coach in games played at BB&T Field, Wake Forest's home since 1968. Grobe has gone 38-29 at BB&T Field, the most wins of any of the nine Deacon coaches who have coached in the stadium.

Grobe's average of 3.6 home wins per year is the highest among Deacon coaches. His home winning percentage of .567 is second only to Cal Stoll who went 9-4 (.692) during his three seasons from 1969-71.

GROBE SHIFTS STAFF

When defensive coordinator Brad Lambert left for Charlotte, head coach Jim Grobe replaced him with Lonnie Galloway, a veteran wide receivers coach at West Virginia. The exchange of a defensive coach for an offensive coach caused Grobe to make some adjustments to his coaching staff.

Grobe moved wide receiver coach Brian Knorr to the defensive side of the ball where he coaches the linebackers. Knorr and outside linebacker coach Tim Billings are co-defensive coordinators. Steve Russ, Wake's linebacker coach, moved to become the secondary coach. And Keith Henry, who worked with the defensive backs in 2010, became the special teams coach. Having a dedicated special teams coach is a first for Grobe as all of his previous staffs had split special teams responsibilities.

Offensively, Steed Lobotzke continues as offensive line coach and offensive coordinator. Quarterback coach Tom Elrod and Galloway now share the responsibility of coordinating Wake Forest's passing game. And running backs coach Billy Mitchell, who had also coached the kickers during his first 10 years on the staff, has turned that responsibility over to Keith Henry.

STAFF STABILITY

When Jim Grobe was named Wake Forest's head coach prior to the 2001 season, he brought almost his entire coaching staff with him. Only five coaches have left the staff since.

Troy Calhoun, Grobe's first offensive coordinator, left following the 2002 season to join the Denver Broncos and is now the head coach at Air Force.

Kevin Sherman, who coached wide receivers, returned to his native Virginia as an assistant at Virginia Tech following the 2005 season.

Following the 2007 season, defensive coordinator Dean Hood left to become the head coach at Eastern Kentucky, and quarterbacks coach Jeff Mullen was named the offensive coordinator at West Virginia.

To replace Hood and Mullen, Grobe brought in Steve Russ, one of Grobe's former linebackers at Air Force and a former Denver Bronco, and Brian Knorr.

Knorr was a part of Grobe's staff at Ohio and became the head coach of the Bobcats when Grobe moved to Wake. Knorr joined the Deacons from the Air Force Academy where he was the assistant head coach and inside linebackers coach.

Brad Lambert, who was the Deacon's defensive coordinator for three seasons, was named the first head coach at UNC Charlotte in the spring of 2011. The 49ers will play their first game in the fall of 2013.



WAKE'S RECORD WHEN...

	2011	Grobe Era
At Home	4-2	39-30
On The Road	2-3	25-34
Neutral Site Games	0-0	4-1
Vs. ACC Opponents	5-3	37-51
Non-Conference	1-2	31-14
Vs. Ranked Opp.	1-2	6-22
Vs. In-State Opp.	3-1	30-8
In August	0-0	2-1
In September	2-1	25-18
In October	3-2	21-22
In November	1-2	16-23
In December	0-0	4-0
In January	0-0	0-1
On Television	5-4	45-53
On ABC	0-1	4-13
On ESPN	0-0	5-7
On ESPN2	0-1	3-5
On ESPN/ESPN3.com	1-4	15-18
On Fox Sports	2-0	3-1
On Raycom/ACC Network	3-0	14-11
On TBS	0-0	0-1
On CBS College Sports	0-0	1-1
On Sunshine	0-0	0-1
On Comcast	0-0	1-0
Morning Games	0-0	1-0
Afternoon Games	5-2	45-50
Night Games	1-3	22-15
Decided by 7 or Less	3-3	30-32
Winning Coin Toss	4-2	39-25
Losing Coin Toss	2-3	29-40
Scoring First	6-3	49-23
Opp. Scores First	0-2	19-42
Leading At Halftime	5-2	49-17
Tied At Halftime	1-0	7-3
Trailing At Halftime	0-3	12-45
Leading After 3 Qtrs	6-2	56-14
Tied After 3 Qtrs	0-0	3-3
Trailing After 3 Qtrs	0-3	9-48
In Overtime	0-1	2-6
Scoring 30+ Pts	4-0	41-6
Scoring 20-29 Pts	2-3	22-25
Scoring 0-19 Pts	0-2	5-34
Allowing 30+ Pts	1-4	11-35
Allowing 20-29 Pts	2-1	17-23
Allowing 0-19 Pts	3-0	40-7
Outrushing Opp.	2-0	52-24
Getting Outrushed	4-5	16-41
Pass For More Yds	4-2	25-14
Pass For Fewer Yds	2-3	43-51
Outgaining Opp.	4-1	41-16
Getting Outgained	2-4	27-49
Win Time of Poss.	4-3	46-26
Lose Time of Poss.	2-2	22-39
Score a Def./ST TD	0-1	20-9
Allow a Def./ST TD	0-0	3-13
Fewer Penalty Yards	3-3	25-37
More Penalty Yards	3-2	40-27
Equal Penalty Yards	0-0	3-1
Win Turnover Battle	4-2	48-20
Lose Turnover Battle	1-2	8-28
Turnover Battle Even	1-1	12-17

2011 DEMON DEACON FOOTBALL

GAME #12 ♦ WAKE FOREST vs. VANDERBILT ♦ NOV. 26, 2011 ♦ BB&T FIELD



SERIES HISTORY

Overall: Vanderbilt leads 7-6

At Wake Forest: 2-4

At BB&T Field: 2-4

At Vanderbilt: 4-3

At Vanderbilt Stadium: 4-3

Jim Grobe vs. Vanderbilt: 3-1

James Franklin vs. Wake: 0-0

Current Streak: Won 3

Last 10 Meetings: 5-5

Largest WFU Win: 34 in 1992 (40-6)

Largest Vanderbilt Win: 21 in 1994 (35-14)

Last Meeting: Wake Forest won 34-13 on Nov. 27, 2010 in Nashville.

LAST 10 SERIES RESULTS

Year	W/L	Site	Score
2010	W	A	34-13
2008	W	H	23-10
2007	W	A	31-17
2005	L	H	20-24
2000	L	H	10-17
1994	L	A	14-35
1993	L	H	12-27
1992	W	A	40-6
1990	W	A	56-28
1977	L	H	0-3

WAKE VS. THE SEC

Opponent	GP	W	L	T
Auburn	8	2	6	0
Georgia	3	2	1	0
Mississippi	2	2	0	0
South Carolina	56	20	34	2
Vanderbilt	13	6	7	0
Total	72	52	48	2

GROBE VS. THE ACC

Opponent	GP	W	L	T
Mississippi	2	2	0	0
Vanderbilt	4	3	1	0
Total	6	5	1	0

VANDERBILT VS. THE ACC

Opponent	GP	W	L	T
Boston College	2	0	2	0
Clemson	4	3	1	0
Duke	11	7	4	0
Georgia Tech	37	15	19	3
Maryland	12	8	4	0
Miami	8	4	4	0
North Carolina	13	5	8	0
NC State	1	1	0	0
Virginia	21	12	7	2
Virginia Tech	9	3	6	0
Wake Forest	13	7	6	0
Total	131	65	61	5

HEAD-TO-HEAD STATISTICAL COMPARISON

As of Nov. 13, 2011

WAKE FOREST (6-5, 5-3 ACC)				VANDERBILT (5-6, 2-6 SEC)			
#	NCAA	ACC	Category		Category	SEC	NCAA #
28.6	57th	5th	Scoring Offense	vs.	Scoring Defense	8th	34th 22.1
378.6	72nd	9th	Total Offense	vs.	Total Defense	6th	20th 324.2
116.5	99th	10th	Rushing Offense	vs.	Rushing Defense	4th	22nd 120.9
262.2	33rd	4th	Passing Offense	vs.	Passing Defense	10th	38th 203.3
142.5	34th	6th	Pass Eff. Offense	vs.	Pass Eff. Defense	7th	26th 116.3
2.5	92nd	10th	Sacks Allowed	vs.	Sacks	3rd	t-42nd 2.1
					Tackles For Loss	5th	41st 6.4
26.6	61st	9th	Scoring Defense	vs.	Scoring Offense	7th	69th 25.6
391.6	70th	9th	Total Defense	vs.	Total Offense	10th	102nd 330.2
150.7	59th	6th	Rushing Defense	vs.	Rushing Offense	7th	63rd 155.8
240.9	79th	10th	Passing Defense	vs.	Passing Offense	8th	100th 174.4
121.9	40th	5th	Pass Eff. Defense	vs.	Pass Eff. Offense	10th	104th 110.7
0.9	115th	12th	Sacks	vs.	Sacks Allowed	9th	86th 2.4
5.6	67th	8th	Tackles For Loss	vs.			
35.5	82nd	8th	Net Punting	vs.	Net Punting	7th	42nd 37.6
7.1	75th	7th	Punt Returns	vs.	Punt Returns	10th	84th 6.4
20.0	93rd	9th	Kickoff Returns	vs.	Kickoff Returns	8th	51st 22.3
0.6	25th	2nd	Turnover Margin	vs.	Turnover Margin	7th	t-54th 0.1

WAKE FOREST - VANDERBILT SERIES HISTORY

Wake Forest trails Vanderbilt 7-6 in the all-time series that dates back to 1964. This game is part of an eight-game contract between Wake and Vandy that will run through 2015. Each of the games in the series will be played on the Saturday after Thanksgiving.

Wake Forest has won each of the last three games, posting a 31-17 win at Vanderbilt to close the 2007 season before winning 23-10 at BB&T Field in 2008 and 34-13 last season in Nashville. Despite a losing record in the series, Wake Forest has outscored the Commodores 277-217 over the course of the 13-game series.

Jim Grobe holds a 3-1 record against Vanderbilt which includes a 24-20 loss at home in the 2005 season-opener. Seven of the last nine games, including each of the last three, have been decided by double-digit margins.

LAST MEETING VS. VANDERBILT

Josh Harris rushed for 138 yards and one touchdown and Wake Forest defeated Vanderbilt 34-13 in the 2010 season finale at Vanderbilt Stadium.

The Deacons, who snapped a nine-game losing skid, were aided by several Vanderbilt special teams miscues. The Commodores missed two field goals (50 and 37 yards) and had two punts blocked.

Vanderbilt took the opening kickoff and jumped on the board first as Ryan Fowler booted a 31-yard field goal. But Wake Forest would score on three of its next four possessions to take a 17-3 lead. Harris scored on a 9-yard run and Jimmy Newman added a 32-yard field goal as Wake went ahead 10-3 after one.

Harris set up Wake Forest's next touchdown with a 74-yard run early in the second quarter. On the following play, Josh Adams rushed it in from 11 yards out for a 17-3 lead with 10:09 remaining in the first half.

Wake Forest's special teams blocked two punts in the game. C.J. Washington raced around Vanderbilt's blocking wall and got a hand on Richard Kent's punt. Chris Givens blocked a punt in the third quarter, setting up a 36-yard field goal by Jimmy Newman. With the kick, Newman set a school record with 12 straight field goals.

VANDERBILT'S LAST TRIP TO BB&T FIELD

Wake Forest closed the 2008 season with a 23-10 home win over Vanderbilt. WR D.J. Boldin had eight catches for 73

yards which made him the first Demon Deacon to hit the century mark for receptions in a season. Boldin finished the game with 103 receptions in the regular season.

After Vanderbilt took a 3-0 lead, Sam Swank tied the game with a 42-yard field goal. Brandon Pendergrass gave the Deacons a 10-3 halftime lead with a 6-yard scoring run early in the second quarter.

Kevin Harris extended Wake's lead to 17-3 with a 8-yard touchdown carry in the third quarter. Rich Belton added the Deacs' final score with a 4-yard run with 3:12 left in the game. Following Belton's touchdown, Swank missed the PAT, ending his school record streak of 121 consecutive made extra points.

Pendergrass led all rushers with 45 yards on the ground while QB Riley Skinner completed 13 of 20 passes for 173 yards.

WAKE FOREST - VANDERBILT CONNECTIONS

A number of Demon Deacon and Commodore players were high school teammates, or attended the same high school. Wake Forest QB Brendan Cross went to Chattahoochee High School in Alpharetta, Ga. along with Vanderbilt's freshman defensive tackle Barron Dixon.

Wake kicker Jimmy Newman hails from Oxford, Ala, the same school as Vandy DL Jared Morse. Wake Forest leads Vanderbilt 5-1 in graduates of The Bolles School. The Deacon roster features LB Scott Betros, C Chance Raines, P Alex Wulfbeck, and a pair of redshirt-sophomores in S Desmond Cooper and FB Jordan Garside. Vandy's only Bolles grad is TE Mason Johnston.

Wake freshman kicker Chad Hedlund and Vandy's wide-out Brady Brown each graduated from Argyle High School in Argyle, Texas.

Three true freshmen on the two rosters combined hail from Hialeah, Fla. Wake's GodsPower Offer went to American Senior High School while Deandre Martin is a graduate of Hialeah-Miami Lakes High School. Vanderbilt's Jerron Seymour played his high school ball at Hialeah High School.


GROBE VS. NON-CONFERENCE FOES

In Jim Grobe's 10+ years at Wake Forest, the Deacons have compiled an impressive 31-14 record against non-conference opponents. At home, Wake is 17-8 against non-conference foes under Grobe and 10-5 on the road.

2011 DEMON DEACON FOOTBALL

GAME #12 ♦ WAKE FOREST vs. VANDERBILT ♦ NOV. 26, 2011 ♦ BB&T FIELD

RECENT WAKE FOREST - VANDERBILT GAME RECAPS



NOVEMBER 27, 2010 WAKE FOREST 34, VANDERBILT 13 BB&T FIELD (21,338)

NASHVILLE, Tenn. - Josh Harris rushed for 138 yards and one touchdown and Wake Forest defeated Vanderbilt 34-13 in the season finale at Vanderbilt Stadium.

The Deacons, who snapped a nine-game losing skid, were aided by several Vanderbilt special teams miscues. The Commodores missed two field goals (50 and 37 yards) and had two punts blocked.

Vanderbilt took the opening kickoff and jumped on the board first as Ryan Fowler booted a 31-yard field goal. But

Wake Forest would score on three of its next four possessions to take a 17-3 lead. Harris scored on a 9-yard run and Jimmy Newman added a 32-yard field goal as Wake went ahead 10-3 after one.

Harris set up Wake Forest's next touchdown with a 74-yard run early in the second quarter. On the following play, Josh Adams rushed it in from 11 yards out for a 17-3 lead with 10:09 remaining in the first half.

Wake Forest's special teams blocked two punts in the game. C.J. Washington raced around Vanderbilt's blocking wall and got a hand on Richard Kent's punt. Chris Givens blocked a punt in the third quarter, setting up a 36-yard field goal by Jimmy Newman. With the kick, Newman set a school record with 12 straight field goals.

Scoring	1	2	3	4	Total
Wake Forest	10	14	3	7	34
Vanderbilt	3	3	0	7	13

1st Quarter

VU – Fowler 31 yrd field goal, 11:46
WF – Harris 15 yrd run (Newman kick), 9:07
WF – Newman 32 field goal, 5:12

2nd Quarter

WF – Adams 11 yrd run (Newman kick), 10:09
WF – Price 4 run (Newman kick), 2:28
VU – Fowler 31 yrd field goal, 0:09

3rd Quarter

WF – Newman 36 yrd field goal, 5:17

4th Quarter


WF – Givens 9 run (Newman kick), 14:47
VU – Matthews 17 yrd pass from Funk (Fowler kick), 12:26

	WF	VU
FIRST DOWNS	15	28
RUSHES-YARDS (NET)	43-226	36-166
PASSING YDS (NET)	73	277
Passes Att-Comp-Int	10-14-0	27-61-2
TOTAL OFFENSE PLAYS-YARDS	57-299	97-443
Punt Returns-Yards	2-32	2-18
Kickoff Returns-Yards	7-395	4-211
Interception Returns-Yards	2-0	0-0
Punts (Number-Avg)	7-38.3	3-13.0
Fumbles-Lost	2-0	3-0
Penalties-Yards	2-20	4-35
Possession Time	26:32	33:28
Third-Down Conversions	2 of 11	7 of 20
Fourth-Down Conversions	0 of 0	1 of 6
Red-Zone Scores-Chances	6-6	3-5
Sacks By: Number-Yards	3-31	1-12

RUSHING: WF – Harris 18-138; Adams 11-42; Price 8-30; Givens 1-9; Brown 2-8; Dixon 1-1. VU – Funk 15-70; Reeves 14-64; Samuels 3-27; Jelesky 1-4; Tate 1-1.

PASSING: WF – Price 10-14-0-73; VU – Funk 27-61-2-277.

RECEIVING: WF – Brown 4-37; Williams, M. 2-12; Givens 1-9; Harris 1-9; Ford 1-5; Bohanon 1-1. VU – Matthews 7-74; Krause 5-27; Cole 4-54; Barden 3-49; Herndon 3-29; Reeves 2-22; Wimberly 2-19; Lassing 1-3.



NOVEMBER 29, 2008 WAKE FOREST 23, VANDERBILT 10 BB&T FIELD (25,902)

WINSTON-SALEM, N.C. - Wake Forest (7-5, 4-4 ACC) closed the regular season with a 23-10 victory over Vanderbilt (6-6, 4-4 SEC) on Saturday night at BB&T Stadium.

The Deacons have now won seven games in a season for the first time in school history and have posted a winning record in three consecutive years for the first time since 1950-52.

Wake Forest outgained Vanderbilt in the game 331-249. The Deacs held a 158-116 advantage on the ground, while compiling 173 passing yards to 133 for the Commodores.

Senior wide receiver D.J. Boldin finished the game with a team-high eight catches and 73 yards. With the eight grabs, Boldin eclipsed the 100 reception mark in his career as he now has 103 catches as a Deacon.

Riley Skinner finished the game 13-of-20 passing for 173 yards. Brandon Pendergrass had a team-high 45 rushing yards and a touchdown. Kevin Harris had 36 yards on the ground and also added a touchdown. Rich Belton finished the game with 28 rushing yards and a touchdown.

The game marked the final home game for the 16 members of Wake Forest's senior class. The seniors have compiled a record of 31-19, the most wins by any class in school history and have gone 18-8 at BB&T Field over the last four years.

Scoring	1	2	3	4	Total
Vanderbilt	3	0	0	7	10
Wake Forest	3	7	7	6	23

1st Quarter

VU – Hahnfeldt 33 yd field goal, 7:40
WF – Swank 42 yd field goal, 1:52

2nd Quarter

WF – Pendergrass 6 yd run, (Swank kick), 10:39

3rd Quarter

WF – Harris 8 yd run, (Swank kick), 7:02

4th Quarter

VU – Barden 5 yd pass from Smith, (Hahnfeldt kick), 14:55
WF – Belton 4 yd run, (Swank kick failed), 3:12

	VU	WF
FIRST DOWNS	16	16
RUSHES-YARDS (NET)	34-116	42-158
PASSING YDS (NET)	133	173
Passes Comp-Att-Int	14-35-2	13-21-0
TOTAL OFFENSE PLAYS-YARDS	69-249	63-331
Punt Returns-Yards	1-2	4-25
Kickoff Returns-Yards	4-77	3-30
Interception Returns-Yards	0-0	2-6
Punts (Number-Avg)	7-34.6	5-43.4
Fumbles-Lost	2-1	3-2
Penalties-Yards	6-29	3-45
Possession Time	28:17	31:43
Third-Down Conversions	4-17	6-14
Fourth-Down Conversions	2-3	0-0
Red-Zone Scores-Chances	2-2	4-4
Sacks By: Number-Yards	1-8	3-20

RUSHING: VU – Reeves 6-33; Graham 7-33; Nickson 7-23; Moore 2-20; Smith 7-15; Jennings 3-2; Walker 1-2; Adams 1-minus 12. WF – Pendergrass 10-45; Harris 7-36; Belton 5-28; Boldin 4-23; Adams 9-21; Skinner 4-9.


PASSING: VU – Smith 9-17-1-46; Adams 3-10-1-71; Nickson 2-8-0-16. WF – Skinner 13-20-0-173; Pendergrass 0-1-0-0.

RECEIVING: VU – Walker 4-34; Moore 2-60; Graham 2-20; Wheeler 2-7; Barden 2-7; Smith 1-4; Reeves 1-1. WF – Boldin 8-73; Adams 2-34; Williams, Marsh 1-27; Pendergrass 1-22; Harris 1-17.

2011 DEMON DEACON FOOTBALL

GAME #12 ♦ WAKE FOREST vs. VANDERBILT ♦ NOV. 26, 2011 ♦ BB&T FIELD

RECENT WAKE FOREST - VANDERBILT GAME RECAPS



NOVEMBER 24, 2007 WAKE FOREST 31, VANDERBILT 17 VANDERBILT STADIUM (27,650)

NASHVILLE, Tenn. (AP) - Wake Forest improved to 8-4 with a 31-17 win at Vanderbilt in the regular season finale for each team. Vanderbilt (5-7) had entered the game seeking to become bowl eligible for the first time under head coach Bobby Johnson.

The Commodores took a 3-0 lead midway through the first quarter but the Deacons scored back, scoring 31 unanswered points to take a 31-3 lead into the fourth quarter.

Redshirt freshman running back Josh Adams started the scoring onslaught with a 14-yard run to give the Deacons a 7-3 lead. Ben Wooster caught his first career pass, a 1-yard toss from Riley Skinner to put Wake ahead 14-3 at the half.

Kevin Marion returned the second half kickoff 81 yards to setup a short drive that resulted in Skinner hitting De'Angelo Bryant with an 8-yard pass for a 21-3 lead. Kevin Patterson recovered a Vandy fumble on the first play following the kickoff and two plays later Adams rushed in from 12 yards out for a 28-3 lead. Sam Swank added a 32-yard field goal to push the Deacs ahead 31-3.

Vanderbilt tallied twice in the fourth quarter as Richard Kovalcheck threw a pair of touchdown passes.

Scoring	1	2	3	4	Total
Wake Forest	7	7	17	0	31
Vanderbilt	3	0	0	14	17

1st Quarter

VU – Hahnfeldt 24 field goal, 7:41

WF – Adams 14 run (Swank kick), 0:21

2nd Quarter

WF – Wooster 1 pass from Skinner (Swank kick), 4:42

3rd Quarter

WF – Bryant 8 pass from Skinner (Swank kick), 14:05

WF – Adams 12 run (Swank kick), 12:52

WF – Swank 32 field goal, 5:41

4th Quarter

VU – Bennett 28 pass from Kovalcheck (Hahnfeldt kick), 10:47

VU – Anderson 12 pass from Kovalcheck (Laughrey kick), 5:51

	WF	VU
FIRST DOWNS	16	20
RUSHES-YARDS (NET)	43-150	28-16
PASSING YDS (NET)	146	333
Passes Att-Comp-Int	21-31-1	32-58-2
TOTAL OFFENSE	296	349
Punt Returns-Yards	4-29	4-(2)
Kickoff Returns-Avg	3-33.0	6-12.3
Interception Returns-Yards	2-1	1-(1)
Punts (Number-Avg)	9-39.8	8-38.4
Fumbles-Lost	3-2	4-3
Penalties-Yards	8-68	3-35
Possession Time	32:26	27:34
Third-Down Conversions	3-16	5-19
Fourth-Down Conversions	0-1	1-3
Red-Zone Scores-Chances	5-6	2-3
Sacks By: Number-Yards	2-15	3-15

RUSHING: WFU – Adams 24-111, Moore 7-55, Andrews 3-6, Brinkman 1-0, Bryant 1-0, Marion 1-(7), Skinner 4-(13). VU – Jackson-Garrison 12-11, Jennings 9-8, Adams 5-0, Kovalcheck 2-(3).

PASSING: WFU – Skinner 21-31-1-146. VU – Kovalcheck 23-38-1-269, Adams 9-20-1-64.

RECEIVING: WFU – Moore 9-39, Adams 5-10, Brinkman 3-42, Williams 1-43, Bryant 1-8, Selmon 1-3, Wooster 1-1. VU – Smith 7-94, Bennett 6-65, Washington 5-63, Anderson 4-48, Allen 2-18, Wheeler 2-12, Simmons 2-10, Jackson-Garrison 1-7, Reinert 1-7, Bradford 1-6, Jennings 1-3.

2011 DEMON DEACON FOOTBALL

GAME #12 ♦ WAKE FOREST vs. VANDERBILT ♦ NOV. 26, 2011 ♦ BB&T FIELD

2011 ACC STANDINGS

(Through Nov. 20, 2011)

CONFERENCE				OVERALL			
American Division	W-L	PF	PA	W-L	PF	PA	STRK
Clemson	6-2	270	226	9-2	386	296	L1
Wake Forest	5-3	220	227	6-5	314	292	W1
Florida State	5-3	250	142	7-4	359	175	L1
NC State	3-4	150	154	6-5	280	256	W1
Boston College	2-5	115	178	3-8	194	265	L1
Maryland	1-6	149	232	2-9	236	355	L7

CONFERENCE				OVERALL			
Coastal Division	W-L	PF	PA	W-L	PF	PA	STRK
Virginia Tech	6-1	184	146	10-1	323	186	W6
Virginia	5-2	159	145	8-3	278	229	W4
Georgia Tech	5-3	224	212	8-3	402	278	W1
Miami	3-4	202	166	6-5	301	217	W1
North Carolina	2-5	188	202	6-5	303	261	L2
Duke	1-6	135	216	3-8	249	337	L6

ACC INDIVIDUAL LEADERS - ALL GAMES

(As of Nov. 20)

OFFENSE

TANNER PRICE

Passing Average	240.5/gm	3th
Passing Efficiency	142.1	5th
Total Offense	238.0/gm	5th

CHRIS GIVENS

Receptions/Gm.	6.4/gm	2nd
Receiving Yards/Gm.	109.7/gm	1st
All Purpose	118.4/gm	9th
Scoring TDs	4.9/gm	t-7th

MICHAEL CAMPANARO

Receptions/Gm.	5.7/gm	5th
Receiving Yards/Gm.	66.0/gm	8th

BRANDON PENDERGRASS

Rushing Yards/Gm.	61.5/gm	10th
Scoring TDs	4.9/gm	t-7th

KICKING/SPECIAL TEAMS

JIMMY NEWMAN

FG Pct.	80.0%	3rd
---------	-------	-----

FG Made	16	3rd
Scoring (Kick)	7.6 pts/gm	t-3rd

ALEX WULFECK

Punting	39.2	6th
---------	------	-----

LOVELL JACKSON

Kick Return Avg.	21.3/gm	6th
------------------	---------	-----

DEFENSE

CYHL QUARLES

Tackles	7.9/gm	9th
---------	--------	-----

KYLE WILBER

Sacks	0.32/gm	t-18th
-------	---------	--------

NIKITA WHITLOCK

Tackles For Loss	1.14/gm	4th
------------------	---------	-----

MERRILL NOEL

Passes Defended	1.73/gm	1st
-----------------	---------	-----

JOSH BUSH

Interceptions	0.55/gm	2nd
---------------	---------	-----

Passes Defended	1.00/gm	t-5th
-----------------	---------	-------

ACC INDIVIDUAL LEADERS - CONFERENCE GAMES

(As of Nov. 20)

OFFENSE

TANNER PRICE

Passing Yards	236.1/gm	4th
Total Offense	232.8/gm	6th
Pass Efficiency	135.9/gm	6th

CHRIS GIVENS

Receptions	6.2/gm	3rd
Receiving Yards	111.9/gm	1st
All Purpose	117.0/gm	6th

MICHAEL CAMPANARO

Receptions	5.5/gm	6th
Receiving Yards	63.4/gm	10th

BRANDON PENDERGRASS

Scoring TDs	5.2/gm	7th
-------------	--------	-----

SPECIAL TEAMS

ALEX WULFECK

Punting	40.0/punt	5th
---------	-----------	-----

JIMMY NEWMAN

Scoring (Kick)	7.0/gm	4th
Field Goals	10	4th
Field Goal Percentage	.833%	5th

PAT Kicking	.963	10th
-------------	------	------

LOVELL JACKSON

Kick Return Avg.	18.3/ret	8th
------------------	----------	-----

DEFENSE

KYLE WILBER

Sacks	0.31/gm	t-17th
Tackles	5.9/gm	23rd

NIKITA WHITLOCK

Tackles For Loss	1.44/gm	3rd
Sacks	0.33/gm	t-16th

MERRILL NOEL

Passes Defended	2.25/gm	1st
-----------------	---------	-----

JOSH BUSH

Interceptions	0.50/gm	t-3rd
---------------	---------	-------

Passes Defended	1.12/gm	3rd
-----------------	---------	-----

KENNY OKORO

Passes Defended	1.00/gm	t-4th
-----------------	---------	-------

CYHL QUARLES

Tackles	8.8/gm	7th
---------	--------	-----



ACC TEAM LEADERS

(As of Nov. 20)

CATEGORY	STAT	RANK
Scoring Offense	28.5	5th
ACC Games Only	27.5	5th
Rushing Offense	116.5	10th
ACC Games Only	117.8	10th
Passing Offense	262.2	4th
ACC Games Only	258.2	2nd
Pass Efficiency	142.5	6th
ACC Games Only	139.4	5th
Total Offense	378.6	9th
ACC Games Only	376.0	9th
Scoring Defense	26.5	9th
ACC Games Only	28.4	9th
Rushing Defense	150.7	6th
ACC Games Only	167.5	8th
Pass Defense	240.9	10th
ACC Games Only	273.6	12th
Pass Defense Eff.	121.9	5th
ACC Games Only	121.4	2nd
Total Defense	391.6	9th
ACC Games Only	441.1	11th
Turnover Margin	0.55	2nd
ACC Games Only	0.75	2nd
First Downs	225	7th
ACC Games Only	152	t-3rd
Opp First Downs	219	10th
ACC Games Only	179	12th
3rd Down Conversions	.378	10th
ACC Games Only	.363	10th
Opp 3rd Down Conv.	.389	6th
ACC Games Only	.417	8th
4th Down Conversions	.488	2nd
ACC Games Only	.583	t-2nd
Opp 4th Down Conv.	.600	10th
ACC Games Only	.632	11th
Sacks By	10	12th
ACC Games Only	8	t-11th
Sacks Against	28	t-10th
ACC Games Only	20	t-10th
Penalty Yards	44.5	9th
ACC Games Only	36.4	4th
Opp Penalty Yards	49.8	3rd
ACC Games Only	50.0	2nd
Field Goal Pct.	.800	2nd
ACC Games Only	.833	1st
PAT Kicking	.947	11th
ACC Games Only	.963	10th
Punting	35.5	8th
ACC Games Only	35.4	6th
Punt Return Avg.	7.1	7th
ACC Games Only	8.0	5th
Kickoff Returns	20.0	9th
ACC Games Only	18.1	11th
Kickoff Coverage	44.1	7th
ACC Games Only	43.4	6th
Time of Possession	29:57	7th
ACC Games Only	28:55	9th
Red Zone Offense	.833	3rd
ACC Games Only	.867	1st
Red Zone Defense	.795	7th
ACC Games Only	.778	6th



ACC SCHEDULE

Friday, November 25

Boston College at Miami 3:30

Saturday, November 26

Georgia at Georgia Tech 12:00

Maryland at NC State 12:30

Duke at NC State 3:30

Virginia Tech at Virginia 3:30

Florida State at Florida 7:00

Clemson at South Carolina 7:45

ACC COACHES TELECONFERENCE

The ACC Football Coaches Teleconference will occur on Wednesdays throughout the season, with the exception of Thanksgiving week, when the call will be held on Tuesday. The Teleconference will begin at 10:30 a.m. and conclude at 12:30 p.m. There will be a replay available of each teleconference on TheACC.com. Contact the ACC Media Relations Office (336-851-6062) to obtain the call-in number.

Weekly Teleconference Schedule

Frank Spaziani, Boston College .	10:30
Dabo Swinney, Clemson	10:40
Frank Beamer, Virginia Tech . . .	10:50
Jimbo Fisher, Florida State	11:00
Paul Johnson, Georgia Tech	11:10
Randy Edsall, Maryland	11:20
Jim Grobe, Wake Forest	11:30
Everett Withers, North Carolina .	11:40
Tom O'Brien, NC State	11:50
Mike London, Virginia	12:00
David Cutcliffe, Duke	12:10
Al Golden, Miami	12:20

CollegePressBox.com

CollegePressBox.com is the official media website for ACC football. Access and download weekly game notes, stats, media guides and more for the ACC and each of its 12 member schools. Hi- and low- resolution head shots, action shots and logos are available for download, as well as information and photographs for other Wake Forest sports.

Login information will be distributed by the conference office to accredited media, or you can apply for a password by sending an e-mail to password@collegepressbox.com.

2011 DEMON DEACON FOOTBALL

GAME #12 ♦ WAKE FOREST vs. VANDERBILT ♦ NOV. 26, 2011 ♦ BB&T FIELD



JIM GROBE HEAD COACH

11th Season
Virginia, 1975

In 10 years as the head football coach at Wake Forest University, Jim Grobe has taken the Deacons to places they have never been before.

Like the FedEx Orange Bowl, the Meineke Car Care Bowl and the EagleBank Bowl.

Grobe is in the midst of piloting the Deacons through the most successful period of football in school history.

In Grobe's first 10 years at the helm, he has built a football program that has been to three consecutive bowl games and proven itself to be an annual contender for the Atlantic Coast Conference championship. He has taken the Deacons to more bowl games, more eight-win seasons, and more bowl victories than any coach in school history. Grobe and the Deacons put together a three-year streak of winning seasons which has not been accomplished in over 50 years.

There have been numerous notable achievements by Grobe and his staff. Among those are the 11 wins and the ACC Championship claimed by the 2006 team, along with a trip to the FedEx Orange Bowl. Linebacker Aaron Curry and punter Ryan Plackemeier have been honored with national awards signifying their supremacy as the best player in the nation at their position.

In 2010, Grobe guided a young Deacon squad through a rigorous schedule. The highlight of the season came in a thrilling 54-48 victory over Duke, which set a number of scoring records. The win was also Grobe's 10th-straight over the Blue Devils.

The 2009 season, which ended with a 5-7 record, was Wake Forest's first sub-.500 season since 2005. But the Deacons were oh-so-close to having far more W's than L's in 2009.

Wake Forest's offense was one of the most productive in school history. The Deacons rolled up nearly 5,000 yards of total offense behind senior quarterback Riley Skinner. Skinner set school records for the most passing yards and passing touchdowns in a season. He and his senior class graduated with 33 career wins, the most victories of any class in school history.

Cornerback Brandon Ghee and offensive tackle Chris De-Gear were both selected in the 2010 NFL Draft.

In 2008, Grobe led the Deacons to an 8-5 record and a victory over Navy in the inaugural EagleBank Bowl.

In April of 2009, the NFL drafted four seniors from Wake Forest's stellar defense, marking the most Deacons taken in a single NFL Draft in over 50 years. Aaron Curry was the fourth player selected in the first round of the draft after having won the Butkus Award as the nation's best linebacker.

Cornerback Alphonso Smith was a second round pick to Denver after being the only ACC player named a consensus All-America in 2008. Safety Chip Vaughn and linebacker Stanley Arnoux were drafted by the eventual Super Bowl Champion New Orleans Saints.

In 2007, Grobe led the Deacons to a 9-4 record including a 24-10 win over Connecticut in the Meineke Car Care Bowl. Combined with an 11-3 record in 2006, Wake For-

est has won 28 games in the last three seasons. Only 16 Bowl Championship Series institutions have won 28 or more games since the start of the 2006 season. Among the nine wins in 2007 were victories over North Carolina, NC State and Duke. Never before had Wake Forest swept the Big Four series in consecutive seasons. And never before had Wake won as many as 20 games in just two seasons.

Wake Forest was successful in 2007 because of an efficient offense and an opportunistic defense. The Deacons led the nation in non-offensive touchdowns, scoring on six interception returns, two fumble returns, a kickoff return and a punt return. Wake's eight defensive touchdowns were also the most of any FBS team in the country. Offensively, the Deacons set a school record for the most points scored in a season and tied the school mark with 44 touchdowns.

The 2006 season was one to remember for all Wake Forest fans. Grobe led Wake Forest to its second-ever ACC Championship and its first since 1970. The Deacons won the ACC's Atlantic Division title after being picked to finish last by the league's media in the preseason. The 11 wins posted by the 2006 team set a school record as Wake was the most improved team in the nation, following a 4-7 record in 2005. The Deacs were ranked in the AP top 25 for nine straight weeks in 2006, the longest streak in school history and beat Florida State in Tallahassee for the first time since 1959 while posting their first win over N.C. State in Raleigh since 1984.

Grobe's hard work was rewarded by his unanimous selection as the ACC Coach of the Year. He was selected as the National Coach of the Year by the American Football Coaches Association, the Bobby Dodd Foundation, the AP, The Sporting News and CBSSportsline.com.

Grobe, 57, was hired in December 2000 to take over a Demon Deacon football program long regarded as an afterthought in the ACC. He inherited a Wake Forest program that won only 38 games in the 1990's.

In nine seasons under Grobe, the Deacons have won 59 games, earned four bowl berths, won three of those bowl games and claimed an ACC Championship.

Grobe coached at Ohio for six years (1995-2000). After taking over the reigns of a program that went 0-11 and was ranked last among Division I-A programs in 1994, Grobe led the Bobcats to a cumulative six-year record of 33-33-1.

Grobe was born on Feb. 17, 1952. A native of Huntington, W.Va., Grobe earned his undergraduate degree (B.S.) in education from Virginia in 1975 and earned a master's degree in guidance and counseling from Virginia in 1978.

Grobe and wife, Holly, have two sons, Matt and Ben. Matt is a 1995 Marshall graduate who is the Head Golf Professional at DragonRidge Country Club in Las Vegas. He and his wife, Melanie, have a daughter, Mackenzie (13), and a son, Cameron (9).

Ben graduated from Ohio University in 2002 where he played football and earned a degree in Health Care Administration. Ben coaches the linebackers at Hough High School in Cornelius, N.C.

THE JIM GROBE FILE

BORN

- February 17, 1952 in Huntington, West Virginia

FAMILY

- Wife — Holly
- Sons — Matt (Melanie) and Ben
- Grandchildren — Mackenzie, Cameron

EDUCATION

- Ferrum Junior College — 1972
Associate of Science
- University of Virginia — 1975
B.S. in Education
- University of Virginia — 1978
M.Ed. In Guidance and Counseling

PLAYING HISTORY

- Ferrum Junior College — 1971-72
Inducted into Ferrum College Hall of Fame (2002)
- University of Virginia — 1973-74
Starter at guard ('73) and linebacker ('74)
Academic All-ACC

COACHING HONORS

- 1996 Mid-American Conference Coach of the Year
- Unanimous 2006 ACC Coach of the Year
- 2006 National Coach of the Year
AP, AFCA, Bobby Dodd, The Sporting News

AS A HEAD COACH

Year	School	Record	Conf	Bowl
2011	Wake Forest	6-5	5-3	
2010	Wake Forest	3-9	1-7	
2009	Wake Forest	5-7	3-5	
2008	Wake Forest	8-5	4-4	EagleBank
2007	Wake Forest	9-4	5-3	Meineke
2006	Wake Forest	11-3	6-2	Orange
2005	Wake Forest	4-7	3-5	
2004	Wake Forest	4-7	1-7	
2003	Wake Forest	5-7	3-5	
2002	Wake Forest	7-6	3-5	Seattle
2001	Wake Forest	6-5	3-5	
2000	Ohio University	7-4	5-3	
1999	Ohio University	5-6	5-3	
1998	Ohio University	5-6	5-3	
1997	Ohio University	8-3	6-2	
1996	Ohio University	6-6	5-3	
1995	Ohio University	2-8-1	1-6-1	

Career	11-98-1	64-71-1
At Ohio University	33-33-1	27-20-1
At Wake Forest	68-65	37-51

AS AN ASSISTANT COACH

Year	School	Record	Conf	Bowl
1994	Air Force	8-4	6-2	
1993	Air Force	4-8	1-7	
1992	Air Force	7-5	4-4	Liberty
1991	Air Force	10-3	6-2	Liberty
1990	Air Force	7-5	3-4	Liberty
1989	Air Force	8-4-1	5-1-1	Liberty
1988	Air Force	5-7	3-6	
1987	Air Force	9-4	6-2	Freedom
1986	Air Force	6-5	6-2	
1985	Air Force	12-1	7-1	B'bonnet
1984	Air Force	8-4	4-3	Ind' pen
1983	Marshall	4-7	3-4	
1982	Marshall	3-8	1-6	
1981	Marshall	2-9	1-5	
1980	Marshall	2-8-1	0-5-1	
1979	Marshall	1-10	0-6	
1978	Emory & Henry	2-7	2-2	

2011 DEMON DEACON FOOTBALL

GAME #12 ♦ WAKE FOREST vs. VANDERBILT ♦ NOV. 26, 2011 ♦ BB&T FIELD



START CHART

Offense	2011	Strk	Car
Looney (OG)	11	12	39
Weaver (OT)	11	23	25
Givens (WR)	10	10	23
Hoag (OG)	11	13	21
Price (QB)	11	18	20
Godfrey (OT)	8	6	20
Parker (TE)	2	-	19
C. Ford (TE)	8	5	16
G. Williams (C)	9	3	12
Bohanon (FB)	6	2	11
Pendergrass (TB)	5	1	10
J. Harris (TB)	5	-	9
Campanaro (FL)	8	-	9
Dembry (WR)	7	1	9
Stachitas (QB)	-	-	3
Chase (OT)	3	-	3
Davis (WR)	3	-	3
Raines (C)	2	-	2
L. Jackson (FL)	1	-	1

Defense	2011	Strk	Car
Wilber (OLB)	11	25	34
Quarles (SS)	11	12	30
Dorty (DE)	9	2	29
Okoro (CB)	11	12	27
Bush (FS)	11	13	26
Ehrmann (OLB)	11	14	25
Whitlock (NG)	11	23	23
Z. Thompson (DE)	11	16	16
Haynes (ILB)	9	-	12
Noel (CB)	11	11	11
Betros (ILB)	9	-	10
Mack (FS)	-	-	7
Orange (DE)	-	-	7
Johnson (CB)	-	-	5
Marshall (CB)	2	-	4
Lowe (SS)	-	-	3
Souza (NG)	-	-	3
J. Jackson (ILB)	2	2	2
Olson (ILB)	2	2	2
Booi (NG)	-	-	1
Redding (DE)	-	-	1

Specialists	2011	Strk	Car
Newman (PK)	11	33	33
Wulfeck (P)	11	11	11

Most Career Starts (Active)

Joe Looney (OG)	39
Kyle Wilber (OLB)	34
Jimmy Newman (PK)	33
Cyhl Quarles (SS)	30
Tristan Dorty (DE)	29
Kenny Okoro (CB)	27
Josh Bush (FS)	26

Longest Streaks (Active)

Jimmy Newman (PK)	33
Kyle Wilber (OLB)	25
Nikita Whitlock (NG)	23
Doug Weaver (OT)	23
Tanner Price (QB)	18

DEMON DEACON DEPTH CHART

Updated November 18, 2011

OFFENSE

QB	10	Tanner Price	6-2	205	So.
	13	Ted Stachitas	6-1	205	R-Jr.
TB	22	Brandon Pendergrass	5-9	200	R-Sr.
	27	Orville Reynolds	5-8	175	Fr.
FB	42	Tommy Bohanon	6-2	245	Jr.
	44	Ben Emert	6-1	235	R-Fr.
WR	2	Chris Givens	6-0	195	R-Jr.
	81	Terence Davis	6-1	195	R-Jr.
FL	18	Danny Dembry	6-2	185	R-Sr.
	3	Michael Campanaro	5-10	190	R-So.
TE	83	Cameron Ford	6-4	255	R-Sr.
	80	Andrew Parker	6-5	245	Sr.
LT	69	Dennis Godfrey	6-3	315	R-Sr.
	73	Steven Chase	6-7	305	R-So.
LG	78	Joe Looney	6-3	320	Sr.
	59	Antonio Ford	6-3	315	R-Fr.
C	74	Garrick Williams	6-4	310	R-Jr.
	66	Chance Raines	6-2	290	Sr.
RG	75	Michael Hoag	6-6	305	R-Sr.
	68	Colin Summers	6-5	320	R-Fr.
RT	62	Doug Weaver	6-8	320	R-Sr.
	76	Daniel Blitch	6-6	310	R-Fr.

DEFENSE

LOU	40	Joey Ehrmann	6-4	220	R-Jr.
	49	Derricus Ellis	6-2	240	R-Jr.
DE	55	Tristan Dorty	6-2	255	R-Sr.
	54	Kris Redding	6-4	265	R-So.
NG	50	Nikita Whitlock	5-11	260	R-So.
	93	Frank Souza	6-4	280	R-So.
DE	98	Zach Thompson	6-5	255	R-So.
	57	Gelo Orange	6-1	240	R-Sr.
ROB	97	Kyle Wilber	6-5	240	R-Sr.
	35	Zachary Allen	6-2	240	R-Fr.
MLB	41	Mike Olson	6-3	230	R-So.
	32	Scott Betros	6-1	240	R-Jr.
WLB	39	Justin Jackson	6-1	220	R-So.
	45	Riley Haynes	6-1	220	R-Jr.
CB	7	Merrill Noel	5-10	180	R-Fr.
	14	Jason Green	5-11	200	R-So.
FS	4	Josh Bush	5-11	205	R-Sr.
	23	Daniel Mack	6-0	200	R-So.
SS	5	Cyhl Quarles	6-3	210	R-Sr.
	34	Duran Lowe	5-11	210	R-So.
CB	6	Kenny Okoro	6-0	190	R-Jr.
	17	A.J. Marshall	5-11	180	So.

SPECIALISTS

PK	82	Jimmy Newman	6-2	195	Jr.
	20	Chad Hedlund	6-0	165	Fr.
LS	52	Logan Feimster	6-5	250	R-Fr.
	60	Whit Barnes	6-4	290	R-So.
KO	82	Jimmy Newman	6-2	195	Jr.
	20	Chad Hedlund	6-0	165	Fr.
PR	20	Lovell Jackson	5-10	185	R-Jr.
	7	Merrill Noel	5-10	180	R-Fr.
P	24	Alex Wulfeck	5-9	175	R-So.
	38	Alex Kinal	6-4	210	Fr.
KR	20	Lovell Jackson	5-10	185	R-Jr.
	7	Merrill Noel	5-10	180	R-Fr.
H	24	Alex Wulfeck	5-9	175	R-So.
	9	Turner Faulk	5-8	170	R-Sr.

2011 DEMON DEACON FOOTBALL

GAME #12 ♦ WAKE FOREST vs. VANDERBILT ♦ NOV. 26, 2011 ♦ BB&T FIELD

No.	Name	Pos.	Ht.	Wt.	Yr.	Hometown	High School
2	Chris Givens	WR	6-0	195	R-Jr.	Wylie, TX	Wylie
3	Michael Campanaro	FL	5-10	190	R-So.	Clarksville, MD	River Hill
4	Josh Bush	FS	5-11	205	R-Sr.	Lexington, NC	West Davidson
5	Cyhl Quarles	SS	6-3	210	R-Sr.	Tucker, GA	Meadowcreek
6	Kenny Okoro	CB	6-0	190	R-Jr.	Greensboro, NC	Dudley
7	Merrill Noel	CB	5-10	180	R-Fr.	Pahokee, FL	Pahokee
7	Keenon Rush	QB	6-0	190	R-Fr.	Atlanta, GA	McCallie School
8	Kevin Sousa	QB	6-3	230	Fr.	Orlando, FL	Lake Nona
9	Turner Faulk	FL	5-8	170	Sr.	Winston-Salem, NC	Carver
9	Kevin Johnson	CB	6-0	160	So.	Clarksville, MD	River Hill
10	Tanner Price	QB	6-2	205	So.	Austin, TX	Westlake
11	Airyn Willis	WR	6-2	180	Fr.	High Point, NC	Southwest Guilford
12	Brendan Cross	QB	6-2	200	R-So.	Alpharetta, GA	Chattahoochee
13	Ted Stachitas	QB	6-1	205	R-Jr.	Ponte Vedra Beach, FL	Nease
14	Jason Green	CB	5-11	200	R-So.	White Plains, NY	Northfield Mt. Hermon
14	Patrick Thompson	QB	6-2	210	R-Fr.	Ashburn, VA	Stone Bridge
15	Matt Grasmeyer	QB	6-2	190	Fr.	Grand Rapids, MI	Christian
15	Allen Ramsey	CB	5-11	175	Fr.	Fort Lauderdale, FL	Dillard
17	Pat Long	QB	6-3	185	Fr.	Skillman, NJ	Lawrenceville School
17	A.J. Marshall	CB	5-11	180	So.	Durham, NC	Southern
18	Danny Dembry	WR	6-2	185	R-Sr.	Ahoskie, NC	Hertford County
18	Josh Strickland	FS	6-2	195	R-So.	Winston-Salem, NC	Forsyth Country Day
20	Chad Hedlund	PK	6-0	165	Fr.	Argyle, TX	Argyle
20	Lovell Jackson	FL	5-10	185	R-Jr.	Tampa, FL	Plant
21	Desmond Cooper	FS	6-2	195	R-Fr.	Jacksonville, FL	Bolles School
22	Brandon Pendergrass	TB	5-9	200	R-Sr.	Royal Palm Beach, FL	Royal Palm Beach
23	Daniel Mack	FS	6-0	200	R-So.	Miami, FL	Dade Christian
24	Khiry Sutton	TB	5-8	180	R-Fr.	Winston-Salem, NC	Glenn
24	Alex Wulfeck	P	5-9	175	R-So.	Jacksonville, FL	Bolles School
25	Josh Harris	TB	5-10	205	R-So.	Duncanville, TX	Duncanville
25	Joe LaBarbera	SS	6-0	205	R-Fr.	Danville, CA	Monte Vista
26	Sherman Ragland III	WR	6-1	195	Fr.	Durham, NC	Southern
27	Orville Reynolds	TB	5-8	175	Fr.	Coral Springs, FL	Stoneman Douglas
28	Jharrison Gillespie	OLB	5-10	205	R-So.	Durham, NC	Hillside
28	Deandre Martin	TB	6-3	195	Fr.	Hialeah, FL	Miami Lakes
29	Tyler Jackson	TB	6-0	205	R-Fr.	Parker, CO	Kent Denver School
29	Dominique Tate	CB	5-10	180	R-So.	Winston-Salem, NC	Carver
30	Hunter Williams	ILB	6-0	215	Fr.	Wake Forest, NC	Wake Forest-Rolesville
32	Scott Betros	ILB	6-1	240	R-Jr.	Jacksonville, FL	Bolles School
34	Duran Lowe	SS	5-11	210	R-So.	Plant City, FL	Plant City
35	Zachary Allen	OLB	6-2	240	R-Fr.	Pahokee, FL	Pahokee
36	Brad Idzik	WR	6-1	200	Fr.	Mercer Island, WA	Mercer Island
37	Morgan Harris	CB	6-0	190	Sr.	Cary, NC	Cary
38	Alexander Kinal	P	6-4	210	Fr.	Adelaide, South Australia	St. Peter's
39	Justin Jackson	ILB	6-1	220	R-So.	Rockingham, NC	Richmond Senior
40	Joey Ehrmann	OLB	6-4	220	R-Jr.	Baltimore, MD	Gilman School
41	Mike Olson	ILB	6-3	230	R-So.	Ashburn, VA	Stone Bridge
42	Tommy Bohanon	FB	6-2	245	Jr.	North Fort Myers, FL	North Fort Myers
43	Kyle Jarrett	ILB	6-2	230	R-Sr.	Winston-Salem, NC	West Forsyth
44	Ben Emert	FB	6-1	235	R-Fr.	Ball Ground, GA	West Forsyth
45	Riley Haynes	ILB	6-1	220	R-Jr.	Ponte Vedra Beach, FL	Nease
46	Josh Hunt	OLB	6-1	205	Fr.	Duncanville, TX	Duncanville
48	Brandon Chubb	ILB	6-0	230	Fr.	Powder Springs, GA	Hillgrove
48	Jordan Garside	FB	5-10	235	R-Fr.	Jacksonville, FL	Bolles School
49	Derricus Ellis	OLB	6-2	240	R-Jr.	Rome, GA	Darlington School
50	Nikita Whitlock	NG	5-11	260	R-So.	Wylie, TX	Wylie
51	Daniel Vogelsang	DE	6-3	265	R-Fr.	Versailles, KY	Lexington Catholic
52	Logan Feimster	LS	6-5	250	R-Fr.	Statesville, NC	Statesville
53	Jordan Pineda	OLB	6-4	230	Fr.	Boone, NC	Watauga
54	Kris Redding	DE	6-4	265	R-So.	Douglasville, GA	Whitefield Acad.
55	Tristan Dorty	DE	6-2	255	R-Sr.	Woodleaf, NC	West Rowan
56	Godspower Ofor	DE	6-2	220	Fr.	Hialeah, FL	American Senior



POSITIONAL BREAKDOWN

QUARTERBACKS (8)

7	Keenon Rush	R-Fr.
8	Kevin Sousa	Fr.
10	Tanner Price	So.
12	Brendan Cross	R-So.
13	Ted Stachitas	R-Jr.
14	Patrick Thompson	R-Fr.
15	Matt Grasmeyer	Fr.
17	Pat Long	Fr.

TAILBACKS (6)

22	Brandon Pendergrass	R-Sr.
24	Khiry Sutton	R-Fr.
25	Josh Harris	R-So.
27	Orville Reynolds	Fr.
28	Deandre Martin	Fr.
29	Tyler Jackson	R-Fr.

FULLBACKS (3)

42	Tommy Bohanon	Jr.
44	Ben Emert	R-Fr.
48	Jordan Garside	R-Fr.

TIGHT ENDS (5)

80	Andrew Parker	Sr.
83	Cameron Ford	R-Sr.
84	Johnny Garcia	R-Fr.
85	Neil Basford	R-Fr.
89	Spencer Bishop	R-So.

WIDE RECEIVERS (9)

2	Chris Givens	R-Jr.
11	Airyn Willis	Fr.
18	Danny Dembry	R-Sr.
26	Sherman Ragland III	Fr.
36	Brad Idzik	Fr.
81	Terrence Davis	R-Jr.
82	P.J. Howard IV	Fr.
86	Brandon Terry	R-Fr.
87	Matt James	R-Fr.

FLANKERS (4)

3	Michael Campanaro	R-So.
9	Turner Faulk	Sr.
20	Lovell Jackson	R-Jr.
88	Quan Rucker	R-So.

CENTERS (3)

60	Whit Barnes	R-So.
66	Chance Raines	R-Jr.
74	Garrick Williams	R-Jr.

OFFENSIVE TACKLES (7)

62	Doug Weaver	R-Sr.
69	Dennis Godfrey	R-Sr.
71	Hunter Goodwin	Fr.
72	Cody Preble	Fr.
73	Steven Chase	R-So.
76	Daniel Blitch	R-Fr.
77	Devin Bolling	R-So.

OFFENSIVE GUARDS (7)

59	Antonio Ford	R-Fr.
63	Daniel Intemann	Fr.
68	Colin Summers	R-Fr.
70	Dylan Heartsill	R-Fr.
75	Michael Hoag	R-Sr.
78	Joe Looney	Sr.
79	Gabe Irby	R-Jr.

2011 DEMON DEACON FOOTBALL

GAME #12 ♦ WAKE FOREST vs. VANDERBILT ♦ NOV. 26, 2011 ♦ BB&T FIELD



NOSE GUARDS (3)

50	Nakita Whitlock	R-So.
93	Frank Souza	R-So.
99	Ramon Booi	R-Jr.

DEFENSIVE ENDS (9)

51	Daniel Vogelsang	R-Fr.
54	Kris Redding	R-So.
55	Tristan Dorty	R-Sr.
56	Godpower Offor	Fr.
57	Gelo Orange	R-Sr.
91	John Gallagher	R-So.
92	Bryson Dunmeyer	R-Jr.
94	Desmond Floyd	Fr.
98	Zach Thompson	R-So.

INSIDE LINEBACKERS (9)

30	Hunter Williams	Fr.
32	Scott Betros	R-Jr.
39	Justin Jackson	R-So.
41	Mike Olson	R-So.
43	Kyle Jarrett	R-Sr.
45	Riley Haynes	R-Jr.
48	Brandon Chubb	Fr.
58	J.D. Oglesby	R-So.
64	Britt Cherry	Fr.

OUTSIDE LINEBACKERS (8)

28	Jharrison Gillespie	R-So.
35	Zachary Allen	R-Fr.
40	Joey Ehrmann	R-Jr.
46	Josh Hunt	Fr.
49	Derricus Ellis	R-Jr.
53	Jordan Pineda	Fr.
97	Kyle Wilber	R-Sr.

CORNERBACKS (8)

6	Kenny Okoro	R-Jr.
7	Merrill Noel	R-Fr.
9	Kevin Johnson	So.
14	Jason Green	R-So.
15	Allen Ramsey	Fr.
17	A.J. Marshall	So.
29	Dominique Tate	R-So.
37	Morgan Harris	Sr.

FREE SAFETIES (4)

4	Josh Bush	R-Sr.
18	Josh Strickland	R-So.
21	Desmond Cooper	R-Fr.
23	Daniel Mack	R-So.

STRONG SAFETIES (3)

5	Cyhl Quarles	R-Sr.
25	Joe LaBarbera	R-Fr.
34	Duran Lowe	R-So.

PLACEKICKER (2)

20	Chad Hedlund	Fr.
82	Jimmy Newman	Jr.

PUNTER (2)

24	Alex Wulfeck	R-So.
38	Alexander Kinal	Fr.

LONG SNAPPER (2)

52	Logan Feimster	R-Fr.
61	Ryan Bauder	Fr.

NO.	NAME	POS.	HT.	WT.	YR.	HOMETOWN	HIGH SCHOOL
57	Gelo Orange	DE	6-1	240	R-Sr.	Naples, FL	Naples
58	J.D. Oglesby	ILB	6-1	255	R-So.	Winston-Salem, NC	Atkins
59	Antonio Ford	OG	6-3	315	R-Fr.	Pahokee, FL	Pahokee
60	Whit Barnes	C	6-4	290	R-So.	Rocky Mount, NC	Rocky Mount
61	Ryan Bauder	LS	6-2	210	Fr.	Fort Lauderdale, FL	Pine Crest
62	Doug Weaver	OT	6-8	320	R-Sr.	Roxboro, NC	Person
63	Dylan Intemann	OG	6-5	300	Fr.	Wake Forest, NC	WF-Rolesville
64	Britt Cherry	ILB	6-1	220	Fr.	Apex, NC	Middle Creek
66	Chance Raines	C	6-2	290	R-Jr.	Jacksonville, FL	Bolles School
68	Colin Summers	OG	6-5	320	R-Fr.	Raleigh, NC	Broughton
69	Dennis Godfrey	OT	6-3	315	R-Sr.	Sanford, NC	Lee County
70	Dylan Heartsill	OG	6-5	290	R-Fr.	Prattville, AL	Prattville Christian
71	Hunter Goodwin	OT	6-6	290	Fr.	Baltimore, MD	Gilman School
72	Cody Preble	OT	6-5	315	Fr.	Lake Worth, FL	Park Vista
73	Steven Chase	OT	6-7	305	R-So.	Frederick, MD	Thomas Johnson
74	Garrick Williams	C	6-4	310	R-Jr.	Columbia, MO	Rock Bridge
75	Michael Hoag	OG	6-6	305	R-Sr.	Knoxville, TN	Farragut
76	Daniel Blitch	OT	6-6	310	R-Fr.	Gainesville, GA	North Hall
77	Devin Bolling	OT	6-5	300	R-So.	Lynchburg, VA	Brookville
78	Joe Looney	OG	6-3	320	Sr.	Lake Worth, FL	Lake Worth
79	Gabe Irby	OG	6-3	325	R-Jr.	Habersham, GA	Central
80	Andrew Parker	TE	6-5	245	Sr.	Jacksonville, FL	Bartram Trail
81	Terence Davis	WR	6-1	195	R-Jr.	Lilburn, GA	Brookwood
82	Jimmy Newman	PK	6-2	195	Jr.	Oxford, AL	Oxford
82	P.J. Howard IV	WR	6-0	170	Fr.	Portsmouth, VA	I.C. Norcom
83	Cameron Ford	TE	6-4	255	R-Sr.	Wiliamston, SC	T.L. Hanna
84	Johnny Garcia	TE	6-4	250	R-Fr.	Cape Coral, FL	Ida Baker
85	Neil Basford	TE	6-4	245	R-Fr.	Jacksonville, FL	Bishop Kenny
86	Brandon Terry	WR	6-5	205	R-Fr.	Alpharetta, GA	Alpharetta
87	Matt James	WR	6-5	210	R-Fr.	Raleigh, NC	Sanderson
88	Quan Rucker	FL	6-0	205	R-So.	Statesville, NC	West Iredell
89	Spencer Bishop	TE	6-2	240	R-So.	Pinehurst, NC	Pinecrest
91	John Gallagher	DE	6-4	255	R-So.	Ponte Vedra, FL	Nease
92	Bryson Dunmeyer	DE	6-2	325	R-Jr.	Charlotte, NC	North Mecklenburg
93	Frank Souza	NG	6-4	280	R-So.	Ponte Vedra, FL	Nease
94	Desmond Floyd	DE	6-5	235	Fr.	Jonesville, SC	Union County
97	Kyle Wilber	OLB	6-5	240	R-Sr.	Apopka, FL	Apopka
98	Zach Thompson	DE	6-5	255	R-So.	Ashburn, VA	Stone Bridge
99	Ramon Booi	NG	6-6	300	R-Jr.	Jacksonville, FL	Nease

WAKE FOREST FOOTBALL STAFF

Position	Name	Alma Mater	Years at Wake
Head Coach	Jim Grobe	Virginia, 1975	11th
Associate HC/Running Backs	Billy Mitchell	East Carolina, 1972	11th
Offensive Coordinator/OL	Steed Lobotzke	Air Force, 1992	11th
Co-Passing Game Coordinator/QB	Tom Elrod ^	Wake Forest, 1997	16th*
Co-Passing Game Coordinator/WR	Lonnie Galloway	Western Carolina, 1994	1st
Co-Defensive Coordinator/DE	Tim Billings ^	Southeast Oklahoma State, 1980	6th
Co-Defensive Coordinator/LB	Brian Knorr	Air Force, 1986	4th
Special Teams	Keith Henry	Catawba, 1989	11th
Recruiting Coord./DL	Ray McCartney ^	Guilford, 1980	11th
Secondary	Steve Russ	Air Force, 1995	4th
Assistant AD/Football	Bill Faircloth	Wake Forest, 1964	37th*
Graduate Assistant (Off.)	Joe Tereshinski ^	Georgia, 2006	2nd
Graduate Assistant (Def.)	Chris Barclay ^	Wake Forest, 2009	5th*
Video Coordinantor	Allen Franklin	Georgia, 2002	10th
Video & Operations Assistant	Satchel Stump	Wake Forest, 2011	5th*
Director of High School Relations	Greg Bailie	Ashland, 1974	1st

^ seated in pressbox during games

* includes seasons as either a graduate assistant and/or student-athlete

2011 DEMON DEACON FOOTBALL

GAME #12 ♦ WAKE FOREST vs. VANDERBILT ♦ NOV. 26, 2011 ♦ BB&T FIELD

2011 RESULTS & STATISTICS

2011 SEASON RESULTS (6-5, 5-3 ACC)

Date	Opponent	Score	Overall	ACC	Time	Attend
Sept. 1	at Syracuse	L, 29-36 (OT)	0-1	0-0	3:32	40,833
Sept. 10	NC STATE*	W, 34-27	1-1	1-0	3:38	32,423
Sept. 17	GARDNER-WEBB	W, 48-5	2-1	1-0	2:59	28,765
Oct. 1	at Boston College*	W, 27-19	3-1	2-0	3:25	38,265
Oct. 8	FLORIDA STATE*	W, 35-30	4-1	3-0	3:49	33,116
Oct. 15	VIRGINIA TECH*	L, 17-38	4-2	3-1	3:04	35,026
Oct. 22	at Duke*	W, 24-23	5-2	4-1	3:25	22,258
Oct. 29	at North Carolina*	L, 24-49	5-3	4-2	3:32	57,000
Nov. 5	NOTRE DAME	L, 17-24	5-4	4-2	3:04	36,307
Nov. 12	at Clemson*	L, 28-31	5-5	4-3	3:26	79,000
Nov. 19	MARYLAND*	W, 31-10	6-5	5-3	3:21	30,112
Nov. 26	VANDERBILT	3:30 p.m.				

Home games in **BOLD CAPS**; *ACC game

TEAM STATISTICS

	WF	OPP
SCORING	314	292
Points Per Game	28.5	26.5
FIRST DOWNS	225	219
Rushing	84	88
Passing	128	112
Penalty	13	19
RUSHING YARDAGE	1281	1658
Yards gained rushing	1660	1853
Yards lost rushing	379	195
Rushing Attempts	394	387
Average Per Rush	3.3	4.3
Average Per Game	116.5	150.7
TDs Rushing	16	16
PASSING YARDAGE	2884	2650
Comp-Att-Int	233-371-8	234-408-11
Average Per Pass	7.8	6.5
Average Per Catch	12.4	11.3
Average Per Game	262.2	240.9
TDs Passing	21	19
TOTAL OFFENSE	4165	4308
Total Plays	765	795
Average Per Play	5.4	5.4
Average Per Game	378.6	391.6
KICK RETURNS: #-Yards	50-998	49-1036
PUNT RETURNS: #-Yards	20-142	21-127
INT RETURNS: #-Yards	11-223	8-47
KICK RETURN AVERAGE	20.0	21.1
PUNT RETURN AVERAGE	7.1	6.0
INT RETURN AVERAGE	20.3	5.9
FUMBLES-LOST	13-3	12-6
PENALTIES-Yards	54-490	63-548
Average Per Game	44.5	49.8
PUNTS-Yards	55-2157	57-2196
Average Per Punt	39.2	38.5
Net punt average	35.5	35.3
TIME OF POSSESSION/Game	29:58	30:02
3RD-DOWN Conversions	59/156	65/167
3rd-Down Pct	38%	39%
4TH-DOWN Conversions	10/17	12/20
4th-Down Pct	59%	60%
SACKS BY-Yards	10-96	28-207
MISC YARDS	5	0
TOUCHDOWNS SCORED	38	35
FIELD GOALS-ATTEMPTS	16-20	15-20
ON-SIDE KICKS	0-0	0-1
RED-ZONE SCORES	(40-48) 83%	(35-44) 80%
RED-ZONE TOUCHDOWNS	(25-48) 52%	(27-44) 61%
PAT-ATTEMPTS	(36-38) 95%	(33-33) 100%
ATTENDANCE	195749	237356
Games/Avg Per Game	6/32625	5/47471
Neutral Site Games		0/0

DEFENSIVE STATISTICS

DEFENSE	GP	Solo	Ast	Total	TFL-Yds	Sacks	Int-Yds	BrUp	QBH	FR-Yds	FF	Blk	Saf
5 Quarles, C	11	47	40	87	0.5-2	.	.	3	1	2-13	.	.	.
41 Olson, M	11	32	24	56	6.0-18	.	.	1	1	2-0	.	.	.
7 Noel, M	11	44	11	55	1.0-3	.	1-14	18	.	.	1	.	.
97 Wilber, K	11	35	20	55	8.5-47	3.5-33	.	1	3	1-0	3	1	.
50 Whitlock, N	11	24	30	54	12.5-50	3.0-29	.	1	3	.	1	.	.
32 Betros, S	11	22	29	51	3.5-5	.	.	2	1
4 Bush, J	11	35	16	51	2.0-3	.	6-115	5	1
39 Jackson, J	10	31	20	51	6.5-37	1.0-14	.	2	.	.	2	1	.
40 Ehrmann, J	11	27	20	47	2.5-7	.	1-50	.	1	1-0	1	.	.
45 Haynes, R	11	24	20	44	6.0-23	1.0-12	.	2	2
55 Dorthy, T	10	10	24	34	1.5-2	.	.	1	3
6 Okoro, K	11	27	5	32	.	.	1-36	7
98 Thompson, Z	11	12	18	30	3.0-7	0.5-2	1-8	2	1
17 Marshall, AJ	11	19	11	30	1.0-1	.	.	4
34 Lowe, D	11	14	12	26	.	.	.	1
35 Allen, Z	10	12	9	21	1.0-3	0.5-2	1-0	1
57 Orange, G	10	10	2	12	1.5-6	0.5-4	.	.	1
23 Mack, D	9	4	6	10	1.0-1
49 Ellis, D	11	5	4	9	.	.	.	3
2C LaBarbera, J	11	5	2	7	1	.	.
93 Souza, F	8	2	4	6	0.5-1
14 Green, J	11	5	1	6
29 Tate, D	4	2	2	4
54 Redding, K	8	2	1	3	0.5-0
21 Cooper, D	11	2	1	3	1.0-3
52 Feimster, L	11	2	1	3
20 Jackson, L	11	3	.	3
82 Newman, J	11	2	.	2
96 Mosby, D	5	2	.	2	1.0-1
81 Davis, T	11	1	.	1
78 Looney, J	11	1	.	1
43 Jarrett, K	3	.	1	1
22 Pendergrass, B	11	1	.	1
42 Bohanon, T	11	1	.	1
2 Givens, C	11	1	.
TM TEAM	9	1
Total.....	11	465	334	799	61-220	10-96	11-223	54	18	6-13	9	3	1
Opponents.....	11	471	274	745	80.0-347	28-207	8-47	30	15	3-0	4	2	1

SPECIAL TEAMS TACKLES

41 Olson, M.....9	34 Lowe, D.....6	23 Mack, D.....4	4 Bush, J.....2	40 Ehrmann, J.....1
17 Marshall, AJ.....8	35 Allen, Z.....5	29 Tate, D.....4	21 Cooper, D.....2	97 Wilber, K.....1
5 Quarles, C.....8	14 Green, J.....5	52 Feimster, L.....3	82 Newman, J.....2	
39 Jackson, J.....7	25 LaBarbera, J.....5	20 Jackson, L.....3	32 Betros, S.....1	

SCORE BY QTRS.

	1st	2nd	3rd	4th	OT	Total
Wake Forest	74	94	95	51	0	314
Opponents	46	71	72	96	7	292

2011 DEMON DEACON FOOTBALL

GAME #12 ♦ WAKE FOREST vs. VANDERBILT ♦ NOV. 26, 2011 ♦ BB&T FIELD

2011 INDIVIDUAL STATISTICS

RUSHING	GP	Att	Gain	Loss	Net	Avg	TD	Long	Avg/G
Pendergrass, B	11	152	727	51	676	4.4	8	38	61.5
Harris, J	7	101	453	21	432	4.3	3	57	61.7
Reynolds, O	3	15	82	4	78	5.2	0	20	26.0
Givens, C	11	11	71	9	62	5.6	0	13	5.6
Knott, N	2	8	35	0	35	4.4	1	12	17.5
Bohanon, T	11	14	32	2	30	2.1	1	7	2.7
Stachitas, T	5	6	32	8	24	4.0	1	21	4.8
Cross, B	1	2	15	4	11	5.5	0	15	11.0
Jackson, T	1	2	5	0	5	2.5	0	5	5.0
Campanaro, M	10	1	5	0	5	5.0	0	5	0.5
Dembry, D	11	3	10	8	2	0.7	1	10	0.2
Jackson, L	11	1	0	9	-9	-9.0	0	0	-0.8
Price, T	11	65	193	221	-28	-0.4	1	23	-2.5
TEAM	9	13	0	42	-42	-3.2	0	0	-4.7
Total.....	11	394	1660	379	1281	3.3	16	57	116.5
Opponents.....	11	387	1853	195	1658	4.3	16	57	150.7

PASSING	G	Effic	C-A	Int	Pct	Yds	TD	Lng	Avg/G
Price, T	11	142.09	213-342-6	62.3	2646	19	79	240.5	
Stachitas, T	5	107.20	15-22-1	68.2	126	0	41	25.2	
Campanaro, M	10	412.60	3-4-1	75.0	106	2	40	10.6	
Givens, C	11	0.00	0-1-0	0.0	0	0	0	0.0	
Thompson, P	1	74.80	1-1-0	100.0	-3	0	0	-3.0	
Cross, B	1	175.60	1-1-0	100.0	9	0	9	9.0	
Total.....	11	142.47	233-371-8	62.8	2884	21	79	262.2	
Opponents.....	11	121.89	234-408-11	57.4	2650	19	65	240.9	

RECEIVING	G	No.	Yds	Avg	TD	Long	Avg/G
Givens, C	11	70	1207	17.2	9	79	109.7
Campanaro, M	10	57	660	11.6	2	41	66.0
Dembry, D	11	33	410	12.4	1	40	37.3
Davis, T	11	17	240	14.1	4	44	21.8
Pendergrass, B	11	17	97	5.7	1	20	8.8
Ford, C	11	12	99	8.2	3	21	9.0
Bohanon, T	11	7	49	7.0	1	15	4.5
Harris, J	7	5	22	4.4	0	9	3.1
Jackson, L	11	4	41	10.2	0	21	3.7
Parker, A	10	4	37	9.2	0	15	3.7
Reynolds, O	3	3	5	1.7	0	6	1.7
James, M	7	2	11	5.5	0	6	1.6
Rucker, Q	1	1	9	9.0	0	9	9.0
Rush, K	1	1	-3	-3.0	0	0	-3.0
Total.....	11	233	2884	12.4	21	79	262.2
Opponents.....	11	234	2650	11.3	19	65	240.9

TOTAL OFFENSE	G	Plays	Rush	Pass	Total	Avg/G
Price, T	11	407	-28	2646	2618	238.0
Pendergrass, B	11	152	676	0	676	61.5
Harris, J	7	101	432	0	432	61.7
Stachitas, T	5	28	24	126	150	30.0
Campanaro, M	10	5	5	106	111	11.1
Reynolds, O	3	15	78	0	78	26.0
Givens, C	11	12	62	0	62	5.6
Knott, N	2	8	35	0	35	17.5
Bohanon, T	11	14	30	0	30	2.7
Cross, B	1	3	11	9	20	20.0
Jackson, T	1	2	5	0	5	5.0
Dembry, D	11	3	2	0	2	0.2
Thompson, P	1	1	0	-3	-3	-3.0
Jackson, L	11	1	-9	0	-9	-0.8
TEAM	9	13	-42	0	-42	-4.7
Total.....	11	765	1281	2884	4165	378.6
Opponents.....	11	795	1658	2650	4308	391.6

PUNTING	No.	Yds	Avg	Long	TB	FC	I20	Blkd
Wulfeck, A	55	2157	39.2	59	4	19	9	0
TEAM	0	0	0.0	0	0	0	0	1
Total.....	55	2157	39.2	59	4	19	9	1
Opponents.....	57	2196	38.5	60	2	13	16	2

KICKOFFS	No.	Yds	Avg	TB	OB	Retn	Net	YdLn
Newman, J	65	4161	64.0	13	2			
Total.....	65	4161	64.0	13	2	1036	44.1	25
Opponents.....	59	3713	62.9	7	2	998	43.6	26

FIELD GOALS	FGM-A	Pct	1-19	20-29	30-39	40-49	50-99	Lg	Blk
Newman, J	16-20	80.0	0-0	8-8	6-8	2-4	0-0	46	0

SCORING	TD	FGs	Kick	Rush	Rcv	Pass	DXP	Saf	Points
Newman, J	0	16-20	36-38	0-0	0	0-0	0	0	84
Givens, C	9	0-0	0-0	0-0	0	0-0	0	0	54
Pendergrass, B	9	0-0	0-0	0-0	0	0-0	0	0	54
Davis, T	4	0-0	0-0	0-0	0	0-0	0	0	24
Ford, C	3	0-0	0-0	0-0	0	0-0	0	0	18
Campanaro, M	3	0-0	0-0	0-0	0	0-0	0	0	18
Harris, J	3	0-0	0-0	0-0	0	0-0	0	0	18
Dembry, D	2	0-0	0-0	0-0	0	0-0	0	0	12
Bohanon, T	2	0-0	0-0	0-0	0	0-0	0	0	12
Knott, N	1	0-0	0-0	0-0	0	0-0	0	0	6
Price, T	1	0-0	0-0	0-0	0	0-0	0	0	6
Stachitas, T	1	0-0	0-0	0-0	0	0-0	0	0	6
TEAM	0	0-0	0-0	0-0	0	0-0	0	1	2
Total.....	38	16-20	36-38	0-0	0	0-0	0	1	314
Opponents.....	35	15-20	33-33	0-0	1	1-2	0	1	292

ALL PURPOSE	GP	Rush	Rec	PR	KOR	IR	Total	Avg/G
Givens, C	11	62	1207	15	18	0	1302	118.4
Campanaro, M	10	5	660	75	80	0	820	82.0
Pendergrass, B	11	676	97	0	0	0	773	70.3
Jackson, L	11	-9	41	33	659	0	724	65.8
Harris, J	7	432	22	0	0	0	454	64.9
Dembry, D	11	2	410	6	0	0	418	38.0
Noel, M	11	0	0	0	233	14	247	22.5
Davis, T	11	0	240	0	0	0	240	21.8
Bush, J	11	0	0	0	0	115	115	10.5
Ford, C	11	0	99	0	0	0	99	9.0
Reynolds, O	3	78	5	0	0	0	83	27.7
Bohanon, T	11	30	49	0	0	0	79	7.2
Ehrmann, J	11	0	0	0	0	50	50	4.5
Parker, A	10	0	37	0	0	0	37	3.7
Okoro, K	11	0	0	0	0	36	36	3.3
Knott, N	2	35	0	0	0	0	35	17.5
Stachitas, T	5	24	0	0	0	0	24	4.8
Jackson, J	10	0	0	13	0	0	13	1.3
James, M	7	0	11	0	0	0	11	1.6
Cross, B	1	11	0	0	0	0	11	11.0
Rucker, Q	1	0	9	0	0	0	9	9.0
Garside, J	11	0	0	0	8	0	8	0.7
Thompson, Z	11	0	0	0	0	8	8	0.7
Jackson, T	1	5	0	0	0	0	5	5.0
Rush, K	1	0	-3	0	0	0	-3	-3.0
Price, T	11	-28	0	0	0	0	-28	-2.5
TEAM	9	-42	0	0	0	0	-42	-4.7
Total.....	11	1281	2884	142	998	223	5528	502.5
Opponents.....	11	1658	2650	127	1036	47	5518	501.6

INTERCEPTIONS	No.	Yds	Avg	TD	Long
Bush, J	6	115	19.2	0	54
Allen, Z	1	0	0.0	0	0
Okoro, K	1	36	36.0	0	36
Thompson, Z	1	8	8.0	0	8
Noel, M	1	14	14.0	0	14
Ehrmann, J	1	50	50.0	0	50
Total.....	11	223	20.3	0	54
Opponents.....	8	47	5.9	0	26

PUNT RETURNS	No.	Yds	Avg	TD	Long
Jackson, L	9	33	3.7	0	15
Campanaro, M	7	75	10.7	1	50
TEAM	2	0	0.0	0	0
Jackson, J	1	13	13.0	0	0
Givens, C	1	15	15.0	0	0
Dembry, D	0	6	0.0	0	6
Total.....	20	142	7.1	1	50
Opponents.....	21	127	6.0	0	23

KICK RETURNS	No.	Yds	Avg	TD	Long
Jackson, L	31	659	21.3	0	65
Noel, M	13	233	17.9	0	48
Campanaro, M	4	80	20.0	0	24
Givens, C	1	18	18.0	0	18
Garside, J	1	8	8.0	0	8
Total.....	50	998	20.0	0	65
Opponents.....	49	1036	21.1	0	41

FUMBLE RETURNS	No.	Yds	Avg	TD	Long
Quarles, C	2	13	6.5	0	11
Total.....	2	13	6.5	0	11
Opponents.....	0	0	0.0	0	0

2011 DEMON DEACON FOOTBALL

GAME #12 ♦ WAKE FOREST vs. VANDERBILT ♦ NOV. 26, 2011 ♦ BB&T FIELD

2011 TEAM GAME-BY-GAME STATISTICS

	SYR	NCSU	GWU	BC	FSU	VT	DUKE	UNC	ND	CLEM	MD	VANDY
Total Offense	406	438	454	392	391	320	305	331	297	317	514	
	299	424	139	336	425	473	372	562	341	522	415	
Plays	84	70	80	63	74	67	51	63	61	72	80	
	58	67	53	82	73	72	91	75	62	86	76	
Rushing Yds.	80	101	149	104	128	59	90	121	110	145	194	
	121	109	22	148	110	193	148	224	175	179	229	
Passing Yds.	326	337	305	288	263	261	215	210	187	172	320	
	178	315	117	188	315	280	224	338	166	343	186	
Passes C-A-I	24-41-1	23-36-1	26-37-0	20-30-1	22-36-0	20-36-1	15-25-0	22-37-4	17-24-0	24-37-0	20-32-0	
	20-28-0	24-41-1	14-28-0	23-48-1	25-46-4	17-32-0	29-47-1	21-28-0	14-24-2	27-44-2	20-42-0	
Comp. Pct.	58.5	63.9	70.3	66.7	61.1	55.6	60.0	59.5	70.8	64.9	62.5	
	71.4	58.5	50.0	47.9	54.3	53.1	61.7	75.0	58.3	61.4	47.6	
1st Downs	23	22	29	18	19	17	13	18	21	22	23	
	15	19	5	20	25	19	25	22	20	27	22	
Field Goals	3-4	2-2	2-2	2-2	2-2	1-1	1-1	1-1	1-2	0-2	1-1	
	0-1	2-2	1-1	4-4	1-1	1-1	3-3	0-1	1-1	1-2	1-3	
Punting	4-138	5-184	2-70	5-189	7-260	7-301	7-267	3-147	5-187	5-219	5-195	
	7-308	4-167	11-371	4-156	3-139	7-295	5-192	3-95	4-145	3-116	6-212	
Time of Poss.	33:44	30:25	31:45	27:50	32:23	27:30	21:53	24:24	30:37	30:11	36:45	
	24:09	29:35	28:15	32:10	27:37	32:30	38:07	35:36	29:23	29:49	23:15	
3rd Downs	7-19	8-16	8-14	6-14	4-15	1-13	2-12	4-10	3-10	8-16	8-17	
	3-11	5-14	3-17	8-19	4-10	7-15	9-22	7-15	6-12	9-16	4-16	
Turnovers	1	1	1	1	0	1	0	5	1	0	0	
	1	1	0	2	5	0	1	1	2	3	1	
Penalties	10-94	4-42	5-50	2-10	10-87	2-15	5-47	4-30	6-55	1-10	5-50	
	8-76	4-33	5-35	7-56	13-109	4-28	6-50	4-46	3-37	6-58	3-20	
Punt Returns	3-12	1-5	4-36	1-5	1-4	2-1	1-(-1)	2-19	1-(-2)	3-63	1-0	
	0-0	0-0	1-2	2-11	5-51	4-26	4-25	1-0	0-0	1-3	3-9	
Kickoff Returns	4-72	5-96	2-86	5-89	5-99	3-70	5-93	8-125	5-136	5-59	3-73	
	7-136	5-102	5-71	6-141	5-117	3-36	4-105	1-24	4-115	4-103	5-86	
Sacks By Defense	1-9	0-0	1-13	1-14	2-27	1-14	2-13	2-16	0-0	0-0	0-0	
	3-19	3-17	2-16	0-0	4-34	4-35	4-21	1-9	3-21	1-13	3-22	

Wake Forest totals on top; Opponents on bottom.

2011 STARTING LINEUPS

OFFENSE

	QB	TB	FB	WR	FL/WR	TE	LT	LG	C	RG	RT
at Syracuse	Price	Harris	Bohanon	Dembry	Campanaro	Ford	Godfrey	Looney	Williams	Hoag	Weaver
NC STATE	Price	Harris	Bohanon	Givens	Campanaro	Ford	Godfrey	Looney	Williams	Hoag	Weaver
GARDNER-WEBB	Price	Harris	Bohanon	Givens	Jackson	Ford	Chase	Looney	Williams	Hoag	Weaver
at Boston College	Price	Harris	Dembry (wr)	Givens	Campanaro	Davis (wr)	Chase	Looney	Williams	Hoag	Weaver
FLORIDA STATE	Price	Harris	Dembry (wr)	Givens	Campanaro	Parker	Chase	Looney	Williams	Hoag	Weaver
VIRGINIA TECH	Price	Pendergrass	Davis (wr)	Givens	Campanaro	Parker	Godfrey	Looney	Williams	Hoag	Weaver
at Duke	Price	Pendergrass	Dembry (wr)	Givens	Campanaro	Ford	Godfrey	Looney	Williams	Hoag	Weaver
at North Carolina	Price	Pendergrass	Bohanon	Givens	Dembry	Ford	Godfrey	Looney	Raines	Hoag	Weaver
NOTRE DAME	Price	Pendergrass	Dembry (wr)	Givens	Campanaro	Ford	Godfrey	Looney	Williams	Hoag	Weaver
at Clemson	Price	Davis (wr)	Bohanon	Givens	Campanaro	Ford	Godfrey	Looney	Williams	Hoag	Weaver
MARYLAND	Price	Pendergrass	Bohanon	Givens	Dembry	Ford	Godfrey	Looney	Williams	Hoag	Weaver
VANDERBILT											

OFFENSE

	OLB	DE	NG	DE	OLB	MLB	WLB	CB	FS	SS	CB
at Syracuse	Ehrmann	Thompson	Whitlock	Dorty	Wilber	Betros	Haynes	Noel	Bush	Quarles	Okoro
NC STATE	Ehrmann	Thompson	Whitlock	Dorty	Wilber	Betros	Haynes	Noel	Bush	Quarles	Okoro
GARDNER-WEBB	Ehrmann	Thompson	Whitlock	Dorty	Wilber	Betros	Haynes	Noel	Bush	Quarles	Okoro
at Boston College	Ehrmann	Thompson	Whitlock	Dorty	Wilber	Betros	Haynes	Noel	Bush	Quarles	Okoro
FLORIDA STATE	Ehrmann	Thompson	Whitlock	Dorty	Wilber	Betros	Haynes	Noel	Bush	Quarles	Okoro
VIRGINIA TECH	Ehrmann	Thompson	Whitlock	Dorty	Wilber	Betros	Haynes	Noel	Bush	Quarles	Okoro
at Duke	Ehrmann	Thompson	Whitlock	Marshall (cb)	Wilber	Betros	Haynes	Noel	Bush	Quarles	Okoro
at North Carolina	Ehrmann	Thompson	Whitlock	Dorty	Wilber	Betros	Haynes	Noel	Bush	Quarles	Okoro
NOTRE DAME	Ehrmann	Thompson	Whitlock	Marshall (cb)	Wilber	Betros	Haynes	Noel	Bush	Quarles	Okoro
at Clemson	Ehrmann	Thompson	Whitlock	Dorty	Wilber	Jackson	Olson	Noel	Bush	Quarles	Okoro
MARYLAND	Ehrmann	Thompson	Whitlock	Dorty	Wilber	Jackson	Olson	Noel	Bush	Quarles	Okoro
VANDERBILT											



2011 DEMON DEACON FOOTBALL

GAME #12 ♦ WAKE FOREST vs. VANDERBILT ♦ NOV. 26, 2011 ♦ BB&T FIELD

2011 MISCELLANEOUS STATISTICS

WAKE FOREST BIG PLAYS (35+ YARDS)

Yards	Play	Opp	Qtr	Player(s)
79*	Pass	Virginia Tech	1	Givens from Price
66*	Pass	Duke	4	Givens from Price
65	Kickoff Return	Gardner-Webb	1	Jackson
64	Pass	Maryland	3	Givens from Price
60*	Pass	Syracuse	2	Givens from Price
59	Kickoff Return	Notre Dame	1	Jackson
57	Rush	Florida State	3	Harris
54	Interception Return	Notre Dame	3	Bush
50	Interception Return	Florida State	1	Ehrmann
50*	Punt Return	Clemson	3	Campanaro
48	Kickoff Return	NC State	3	Noel
47*	Pass	Boston College	3	Givens from Price
44	Pass	Boston College	4	Davis from Price
41	Pass	NC State	3	Givens from Price
41	Pass	North Carolina	4	Campanaro from Stachitas
40*	Pass	NC State	2	Dembry from Campanaro
40	Pass	Florida State	2	Givens from Price
38	Rush	Maryland	3	Pendergrass
37	Pass	Syracuse	1	Givens from Price
36	Pass	Boston College	4	Givens from Campanaro
36	Interception Return	Duke	4	Okoro
35*	Pass	Maryland	4	Givens from Price

* Play resulted in a touchdown.

OPPONENT BIG PLAYS (35+ YARDS)

Yards	Play	Opp	Qtr	Player(s)
65*	Pass	NC State	3	Palmer from Glennon
63*	Pass	NC State	4	Graham from Glennon
57	Rush	Virginia Tech	4	Wilson
54	Rush	North Carolina	4	Bernard
53*	Rush	Syracuse	4	Bailey
48	Pass	North Carolina	1	Jones from Renner
47	Rush	Maryland	1	Meggett
46*	Pass	Florida State	2	Greene from Manuel
44	Pass	Virginia Tech	3	Boykin from Thomas
43	Rush	Virginia Tech	2	Wilson
43	Pass	North Carolina	3	Highsmith from Renner
41	Pass	Florida State	3	Greene from Manuel
41	Kick Return	Notre Dame	1	Collinsworth
40	Pass	Gardner-Webb	1	Perry III from Browning
39	Pass	Virginia Tech	2	Boykin from Thomas
39	Pass	North Carolina	3	Jones from Renner
38	Rush	North Carolina	4	Tapley
38*	Pass	North Carolina	4	Highsmith from Renner
38*	Pass	Notre Dame	1	Eifert from Rees
37	Kick Return	Syracuse	2	Kobena
37	Pass	Florida State	4	Greene from Manuel
35	Kick Return	Duke	1	Crowder
35	Rush	North Carolina	2	Bernard

* Play resulted in a touchdown.

THIRD DOWN ATTEMPTS BY DISTANCE

Yards	WFU	Pct.	Opp.	Pct.
1-2	14-29	48.3	19-31	61.3
3-4	11-25	44.0	19-27	70.4
5-9	19-51	37.3	13-51	25.5
10+	15-51	29.4	14-58	24.1
Total	59-156	37.8	65-167	38.9

FOURTH DOWN ATTEMPTS BY DISTANCE

Yards	WFU	Pct.	Opp.	Pct.
1-2	8-10	80.0	8-10	80.0
3-4	1-3	33.3	2-3	66.7
5-9	1-2	50.0	1-5	20.0
10+	0-2	0.0	1-2	50.0
Total	10-17	58.8	12-20	60.0

WAKE FOREST'S LONGEST PLAYS OF THE SEASON

Rushing: 57, Josh Harris vs. Florida State (Oct. 8)

Rushing Touchdown: 33, Brandon Pendergrass at Clemson (Nov. 12)

Passing: 79, Chris Givens from Tanner Price vs. Virginia Tech (Oct. 15)

Passing Touchdown: 79, Chris Givens from Tanner Price vs. Virginia Tech (Oct. 15)

Punt Return: 50, Michael Campanaro at Clemson (Nov. 12)

Kick Return: 65, Lovell Jackson vs. Gardner-Webb (Sept. 17)

Interception Return: 54, Josh Bush vs. Notre Dame (Nov. 5)

Fumble Return: 11, Cyhl Quarles at Boston College (Oct. 1)

Punt: 59, Alex Wulfeck at North Carolina (Oct. 29)

Field Goal: 40, Jimmy Newman vs. Syracuse (Sept. 1)

WAKE FOREST SCORING DRIVES

Game	Qtr	Pts	Plays	Yds	TOP	How
Syracuse	1	3	8	43	2:41	Newman 38 yd field goal
Syracuse	2	3	10	33	3:27	Newman 37 yd field goal
Syracuse	2	7	1	60	0:09	Givens 60 yd pass from Price
Syracuse	2	7	13	71	5:30	Campanaro 16 yd pass from Price
Syracuse	3	7	11	76	5:13	Givens 22 yd pass from Price
Syracuse	4	3	7	7	3:51	Newman 40 yd field goal
NC State	1	7	9	80	4:21	Campanaro 31 yd pass from Price
NC State	1	3	14	76	6:05	Newman 32 yd field goal
NC State	2	7	4	71	1:05	Dembry 40 yd pass from Campanaro
NC State	2	3	12	49	2:44	Newman 37 yd field goal
NC State	3	7	4	26	1:31	Harris 15 yd run
NC State	3	7	3	52	1:11	Dembry 10 yd run
Gardner-Webb	1	3	12	73	4:40	Newman 22 yd field goal
Gardner-Webb	1	7	5	22	1:48	Price 1 yd run
Gardner-Webb	2	3	8	70	2:14	Newman 25 yd field goal
Gardner-Webb	2	7	1	6	0:07	Pendergrass 6 yd run
Gardner-Webb	2	7	7	57	0:57	Davis 5 yd pass from Price
Gardner-Webb	3	7	7	51	2:25	Givens 19 yd pass from Price
Gardner-Webb	3	7	6	26	2:40	Stachitas 21 yd run
Gardner-Webb	4	7	11	69	5:27	Knott 12 yd run
Boston College	1	7	10	74	4:05	Harris 2 yd run
Boston College	2	3	9	76	4:11	Newman 22 yd field goal
Boston College	2	7	12	73	5:14	Pendergrass 1 yd run
Boston College	3	7	3	59	1:19	Givens 47 yd pass from Price
Boston College	4	3	8	75	3:01	Newman 22 yd field goal
Florida State	1	3	6	21	1:57	Newman 27 yd field goal
Florida State	2	6	2	70	0:28	Davis 30 yd pass from Campanaro
Florida State	2	7	4	38	1:25	Givens 22 yd pass from Price
Florida State	3	7	5	78	1:59	Bohanon 2 yd pass from Price
Florida State	4	7	9	71	3:24	Davis 8 yd pass from Price
Florida State	4	3	11	54	6:05	Newman 32 yd field goal
Virginia Tech	1	3	11	60	3:41	Newman 28 yd field goal
Virginia Tech	1	7	1	79	0:12	Givens 79 yd pass from Price
Virginia Tech	3	7	12	83	5:27	Ford 4 yd pass from Price
Duke	1	7	7	80	3:24	Givens 26 yd pass from Price
Duke	2	3	11	49	4:24	Newman 38 yd field goal
Duke	2	7	12	86	4:54	Pendergrass 2 yd run
Duke	4	7	1	66	0:13	Givens 66 yd pass from Price
North Carolina	2	7	13	75	5:39	Pendergrass 8 yd run
North Carolina	2	3	4	1	1:22	Newman 22 yd field goal
North Carolina	3	7	4	70	1:25	Pendergrass 30 yd run
North Carolina	4	7	6	65	2:08	Bohanon 3 yd run
Notre Dame	1	7	8	70	4:08	Pendergrass 22 yd pass from Price
Notre Dame	1	3	4	4	1:58	Newman 46 yd field goal
Notre Dame	2	7	11	81	4:49	Harris 2 yd run
Clemson	1	7	10	80	3:35	Ford 3 yd pass from Price
Clemson	3	7	--	--	--	Campanaro 50 yd punt return
Clemson	3	7	2	25	0:44	Pendergrass 19 yd run
Clemson	3	7	4	44	1:25	Pendergrass 33 yd run
Maryland	1	7	13	75	6:08	Ford 2 yd pass from Price
Maryland	3	3	8	76	2:52	Newman 25 yd field goal
Maryland	3	7	7	80	2:48	Pendergrass 2 yd run
Maryland	4	7	6	72	2:29	Davis 10 yd pass from Price
Maryland	4	7	8	91	2:57	Givens 35 yd pass from Price

2011 DEMON DEACON FOOTBALL

GAME #12 ♦ WAKE FOREST vs. VANDERBILT ♦ NOV. 26, 2011 ♦ BB&T FIELD

2011 PARTICIPATION CHART

Name	GP/GS	SYR	NCSU	GWU	BC	FSU	VT	DUKE	UNC	ND	CLEM	MD	VANDY
Allen, Z	10/0	inj	olb	olb	olb	olb	olb	olb	olb	olb	olb	olb	
Barnes, W	1/0	--	--	c	--	--	--	--	--	--	--	--	
Betros, S	11/9	MLB	MLB	MLB	MLB	MLB	MLB	MLB	MLB	MLB	mlb	mlb	
Bishop, S	11/0	st	st	te	st	st	st	st	te	st	st	st	
Blitch, D	1/0	--	--	ot	--	--	--	--	--	--	--	--	
Bohanon, T	11/6	FB	FB	FB	fb	fb	fb	fb	FB	fb	FB	FB	
Bush, J	11/11	FS	FS	FS	FS	FS	FS	FS	FS	FS	FS	FS	
Campanaro, M	10/8	FL	FL	inj	FL	FL	FL	FL	fl	FL	FL	fl	
Chase, S	11/3	lt	lt	LT	LT	LT	lt	lt	lt	lt	lt	lt	
Cooper, D	11/0	st	st	fs	st	st	st	st	st	st	st	st	
Cross, B	1/0	--	--	qb	--	--	--	--	--	--	--	--	
Davis, T	11/3	wr	wr	wr	WR	wr	WR	wr	wr	wr	WR	wr	
Dembry, D	11/7	WR	wr	wr	WR	WR	wr	WR	WR	WR	wr	WR	
Dorty, T	11/9	DE	DE	DE	DE	DE	DE	de	DE	de	DE	DE	
Dunmeyer	1/0	--	--	ng	--	--	--	--	--	--	--	--	
Ehrmann, J	11/11	OLB	OLB	OLB	OLB	OLB	OLB	OLB	OLB	OLB	OLB	OLB	
Ellis, D	11/0	olb	olb	olb	olb	olb	olb	olb	olb	olb	olb	olb	
Erner, B	9/0	fb	--	fb	fb	fb	st	st	st	st	st	--	
Faulk, T	10/1	H	st	fl	st	st	st	st	--	st	st	st	
Feimster	11/11	LS	LS	LS	LS	LS	LS	LS	LS	LS	LS	LS	
Ford, A	2/0	--	--	og	--	--	--	--	--	--	--	st	
Ford, C	11/8	TE	TE	TE	te	te	te	TE	TE	TE	TE	TE	
Garcia, J	1/0	--	--	te	--	--	--	--	--	--	--	--	
Garside, J	11/0	st	st	fb	st	st	st	st	st	st	st	st	
Gillespie, J	5/0	st	st	olb	st	--	st	--	--	--	--	--	
Givens, C	11/10	wr	WR	WR	WR	WR	WR	WR	WR	WR	WR	WR	
Godfrey, D	11/8	LT	LT	lt	lt	lt	LT	LT	LT	LT	LT	LT	
Green, J	11/0	cb	st	cb	st	st	st	st	cb	st	st	st	
Harris, J	7/5	TB	TB	TB	TB	TB	inj	inj	tb	tb	inj	inj	
Harris, M	5/0	--	--	cb	st	st	--	--	st	--	--	st	
Haynes, R	11/9	WLB	WLB	WLB	WLB	WLB	WLB	WLB	WLB	WLB	wlb	wlb	
Hoag, M	11/11	RG	RG	RG	RG	RG	RG	RG	RG	RG	RG	RG	
Irby, G	1/0	--	--	og	--	--	--	--	--	--	--	--	
Jackson, J	11/2	wlb	wlb	wlb	wlb	wlb	wlb	wlb	wlb	wlb	WLB	WLB	
Jackson, L	11/0	st	st	fl	fl	fl	st	st	st	st	st	st	
Jackson, T	1/0	--	--	tb	--	--	--	--	--	--	--	--	
James, M	7/0	--	wr	wr	--	wr	--	wr	wr	--	st	wr	
Jarrett, K	3/0	st	st	wlb	inj	inj	inj	inj	inj	inj	inj	inj	
Knott, N	2/0	--	--	tb	--	--	--	--	--	--	--	--	
LaBarbera	11/0	st	st	fs	st	st	st	st	fs	st	st	st	
Looney, J	11/11	LG	LG	LG	LG	LG	LG	LG	LG	LG	LG	LG	
Lowe, D	11/0	ss	ss	ss	ss	ss	ss	ss	ss	ss	ss	ss	
Mack, D	9/0	fs	inj	inj	fs	fs	fs	fs	fs	fs	fs	st	
Marshall, AJ	11/2	cb	cb	cb	cb	cb	cb	CB	cb	CB	cb	cb	
Mosby, D	5/0	--	ng	ng	--	ng	ng	ng	--	--	--	--	
Newman	11/11	PK	PK	PK	PK	PK	PK	PK	PK	PK	PK	PK	
Noel, M	11/11	CB	CB	CB	CB	CB	CB	CB	CB	CB	CB	CB	
Oglesby, J	1/0	--	--	mlb	--	--	--	--	--	--	--	--	
Okoro, K	11/11	CB	CB	CB	CB	CB	CB	CB	CB	CB	CB	CB	
Olson, M	11/2	mlb	mlb	mlb	mlb	mlb	mlb	mlb	mlb	mlb	MLB	MLB	
Orange, G	11/0	st	de	de	de	de	de	de	de	de	de	de	
Parker, A	10/2	te	te	te	te	TE	TE	te	te	te	te	te	
Pendergrass, B	11/5	tb	tb	tb	tb	tb	TB	TB	TB	TB	tb	TB	
Price, T	11/11	QB	QB	QB	QB	QB	QB	QB	QB	QB	QB	QB	
Quarles, C	11/11	SS	SS	SS	SS	SS	SS	SS	SS	SS	SS	SS	
Raines, C	6/1	--	--	c	--	--	c	--	C	c	c	c	
Redding, K	10/0	de	de	de	de	de	de	de	de	de	de	--	
Reynolds, O	3/0	--	--	--	--	--	--	--	--	tb	tb	tb	
Rucker, Q	1/0	--	--	FL	--	--	--	--	--	--	--	--	
Rush, K	1/0	--	--	wr	--	--	--	--	--	--	--	--	
Souza, F	8/0	--	--	ng	ng	--	ng	ng	ng	ng	ng	ng	
Stachitas	5/0	qb	--	qb	--	--	qb	--	qb	--	--	qb	
Summers, C	9/0	rg	rg	rg	rg	--	--	rg	rg	rg	rg	rg	
Sutton, K	1/0	--	--	tb	--	--	--	--	--	--	--	--	
Tate, D	4/0	cb	cb	cb	cb	inj	inj	inj	inj	inj	inj	inj	
Terry, B	1/0	--	--	wr	--	--	--	--	--	--	--	--	
Thompson, P	1/0	--	--	qb	--	--	--	--	--	--	--	--	
Thompson, Z	11/11	DE	DE	DE	DE	DE	DE	DE	DE	DE	DE	DE	
Vogelsang	2/0	--	--	olb	--	--	--	--	st	--	--	--	
Weaver, D	11/11	RT	RT	RT	RT	RT	RT	RT	RT	RT	RT	RT	
Whitlock	11/11	NG	NG	NG	NG	NG	NG	NG	NG	NG	NG	NG	
Wilber	11/11	OLB	OLB	OLB	OLB	OLB	OLB	OLB	OLB	OLB	OLB	OLB	
Williams, G	11/10	C	C	C	C	C	C	C	c	C	C	C	
Wulfeck	11/11	P	P	P	P	P	P	P	P	P	P	P	

Starters in all CAPS -- = did not play inj = missed game due to injury st = special teams only

2011 DEMON DEACON FOOTBALL

GAME #12 ♦ WAKE FOREST vs. VANDERBILT ♦ NOV. 26, 2011 ♦ BB&T FIELD

2011 GAME RECAPS & BOX SCORES



GAME 1 SYRACUSE 36, WAKE FOREST 29 (OT) SEPTEMBER 1, 2011 CARRIER DOME (40,833)

SYRACUSE, N.Y. - Syracuse rallied from a 15-point fourth quarter deficit to edge Wake Forest 36-29 in overtime in Thursday evening's season opener at the Carrier Dome in Syracuse, N.Y.

The Demon Deacons led for most of the game, building up a 29-14 advantage on a Jimmy Newman field goal with 11:02 remaining, but an apparent leg injury that forced starting quarterback Tanner Price to leave the game just

before the score proved to be a momentum changer.

The Orange scored two touchdowns in a 1:19 span to tie the game at 29-29 with 7:07 to play. Syracuse went on offense first in the extra frame and scored on a 4-yard touchdown pass from Ryan Nassib to Vad Chew. Josh Harris picked up two yards on the ground on the Deacons' first offensive play in overtime, but three incompletions by Ted Stachitas ended the game.

The Deacons put up 419 yards of offense in the contest, led by Price who completed 19-of-32 passes for 297 yards and three touchdowns before being forced to leave the game.

Scoring	1	2	3	4	OT	Total
Wake Forest	3	17	6	3	0	29
Syracuse	0	7	7	15	7	36

1st Quarter

WF – Newman 38 yrd field goal, 7:54

2nd Quarter

WF – Newman 37 yrd field goal, 14:27

SYR – Provo 20 yrd pass from Nassib (Krautman kick), 9:29

WF – Givens 60 yrd pass from Price (Newman kick), 9:20

WF – Campanaro 16 yrd pass from Price (Newman kick), 2:18

3rd Quarter

SYR – Bailey 1 yrd run (Krautman kick), 5:33

WF – Givens 22 yrd pass from Price (Newman kick failed), 0:20

4th Quarter

WF – Newman 40 yrd field goal, 11:02

SYR – Harris 2 yrd pass from Nassib (Krautman kick), 8:26

SYR – Bailey 53 yrd run (Chew pass from Nassib), 7:07

Overtime


SYR – Chew 4 yrd pass from Nassib (Krautman kick)

	WF	SYR
FIRST DOWNS	23	15
RUSHES-YARDS (NET)	43-80	30-121
PASSING YDS (NET)	326	178
Passes Att-Comp-Int	41-24-1	28-20-0
TOTAL OFFENSE PLAYS-YARDS	84-406	58-299
Punt Returns-Yards	3-12	0-0
Kickoff Returns-Yards	4-72	7-136
Interception Returns-Yards	0-0	1-0
Punts (Number-Avg)	4-34.5	7-44.0
Fumbles-Lost	2-0	1-1
Penalties-Yards	10-94	8-76
Possession Time	33:44	24:09
Third-Down Conversions	7 of 19	3 of 11
Fourth-Down Conversions	2 of 3	0 of 0
Red-Zone Scores-Chances	4-6	3-4
Sacks By: Number-Yards	1-9	3-19

RUSHING: WF – Harris 22-66; Pendergrass 9-30; Price 7-6; Bohanon 2-5; Stachitas 1-minus 6; TEAM 2-minus 21. SYR – Bailey 25-114; Harris 2-10; Gullett 1-2; Nassib 2-minus 5.

PASSING: WF – Price 18-31-0-289; Stachitas 6-10-1-37. SYR – Nassib 20-28-0-178.

RECEIVING: WF – Givens 7-170; Campanaro 7-79; Ford 3-17; Davis 2-29; Pendergrass 2-15; Dembry 2-8; Parker 1-8. SYR – Lemon 7-52; Chew 4-60; Provo 3-33; Gullett 2-23; Stevens 2-6; Graham 1-2; Harris 1-2.



GAME 2 WAKE FOREST 34, NC STATE 27 SEPTEMBER 10, 2011 BB&T FIELD (32,423)

WINSTON-SALEM, N.C. - A stealth bomber flew over BB&T Field in honor of American military sacrifices before Wake Forest took on NC State on Saturday, and the Demon Deacons took the hint.

Offensively, they used trickery for two touchdowns, and their defense stepped into the right spot at the right time as the Deacs claimed a 34-27 victory, their first triumph at home and in ACC play in almost exactly a year.

Tanner Price completed 22 of 35 touchdowns for 297 yards and a touchdown. Michael Campanaro made five catches for 93 yards and a touchdown and also threw a 40-yard touchdown pass to Danny Dembry. In addition to making a career-high six catches for 96 yards, Dembry also scored on a 10-yard end around.

The Demon Deacons raced out to a 20-6 halftime lead and led by as many as 19 points before NC State mounted a furious rally that eventually came up short.

Scoring	1	2	3	4	Total
NC State	0	6	14	7	27
Wake Forest	10	10	14	0	34

1st Quarter

WF – Campanaro 31 yrd pass from Price (Newman kick), 10:39

WF – Newman 32 yrd field goal, 2:04

2nd Quarter

ST – Sade 45 yrd field goal, 14:13

WF – Dembry 40 yrd pass from Campanaro (Newman kick), 13:02

ST – Sade 37 yrd field goal, 7:41

WF – Newman 37 yrd field goal, 0:00

3rd Quarter

WF – Harris 15 yrd run (Newman kick), 8:35

ST – Bryan 19 yrd pass from Glennon (Sade kick), 1:47

WF – Dembry 10 yrd run (Newman kick), 0:27

ST – Palmer 65 yrd pass from Glennon (Sade kick), 0:11

4th Quarter

ST – Graham 63 yrd pass from Glennon (Sade kick), 5:34

	ST	WF
FIRST DOWNS	19	22
RUSHES-YARDS (NET)	26-109	34-101
PASSING YDS (NET)	315	337
Passes Att-Comp-Int	41-24-1	36-23-1
TOTAL OFFENSE PLAYS-YARDS	67-424	70-438
Punt Returns-Yards	0-0	1-5
Kickoff Returns-Yards	5-102	5-96
Interception Returns-Yards	1-0	1-18
Punts (Number-Avg)	4-41.8	5-36.8
Fumbles-Lost	1-0	1-0
Penalties-Yards	4-33	4-42
Possession Time	29:35	30:25
Third-Down Conversions	5 of 14	8 of 16
Fourth-Down Conversions	1 of 3	1 of 1
Red-Zone Scores-Chances	2-2	4-4
Sacks By: Number-Yards	3-17	0-0

RUSHING: ST – Underwood 12-56; Washington 13-49; Glennon 1-4. WF – Harris 23-96; Givens 1-12; Dembry 1-10; Bohanon 2-6; TEAM 2-minus 7; Price 5-minus 16.


PASSING: ST – Glennon 24-41-1-315. WF – Price 22-35-1-297; Campanaro 1-1-0-40.

RECEIVING: ST – Palmer 7-96; Graham 6-117; Bryan 3-40; Smith 2-23; Washington 2-14; Payton, 1-14; Howard 1-7; Underwood 1-2; Underwood 1-2. WF – Givens 6-111; Dembry 6-96; Campanaro 5-93; Harris 3-13; Davis 1-11; Bohanon 1-8; James 1-5.

2011 DEMON DEACON FOOTBALL

GAME #12 ♦ WAKE FOREST vs. VANDERBILT ♦ NOV. 26, 2011 ♦ BB&T FIELD

2011 GAME RECAPS & BOX SCORES



GAME 3 WAKE FOREST 48, GARDNER-WEBB 5 SEPTEMBER 17, 2011 BB&T FIELD (28,765)

WINSTON-SALEM, N.C. - Danny Dembry caught eight passes for 126 yards, both career highs, and Tanner Price threw for 281 yards and two touchdowns to lead Wake Forest to a 48-5 rout of Gardner-Webb on Saturday at BB&T Field.

Offensively, nearly everything went right for the Deacons. Price had another strong game, completing 21 of his 32 passing attempts for 281 yards and two touchdowns in roughly two and a half quarters of action. He also added a touchdown on the ground off a quarterback sneak. His 867 passing yards through the first three games are the second-most in school history, trailing only the 884 of Mike Elkins in 1986.

Chris Givens continued his strong start to the season as well with seven catches for 85 yards and a touchdown. He is off to the fastest-start ever for a Wake Forest wide receiver, with 366 receiving yards through the season's first three contests.

Wake posted 454 total offensive yards in the game, the most this season. The Deacs also posted a season-high with 151 rushing yards, led by Josh Harris who had 54 yards on 14 carries.

Scoring	1	2	3	4	Total
Gardner-Webb	5	0	0	0	5
Wake Forest	10	17	14	7	48

1st Quarter

WF – Newman 22 yrd field goal, 10:20
GW – Austin 27 yrd field goal, 8:13
WF – Price 1 yrd run (Newman kick), 6:15
GW – Team safety, 2:14

2nd Quarter

WF – Newman 25 yrd field goal, 13:13
WF – Pendergrass 6 yrd run (Newman kick), 10:28
WF – Davis 5 yrd pass from Price (Newman kick), 0:22

3rd Quarter

WF – Givens 19 yrd pass from Price (Newman kick), 11:01
WF – Stachitas 21 yrd run (Newman kick), 7:15

4th Quarter


WF – Knott 12 yrd run (Newman kick), 14:54

	GW	WF
FIRST DOWNS	5	29
RUSHES-YARDS (NET)	25-22	43-149
PASSING YDS (NET)	117	305
Passes Att-Comp-Int	28-14-0	37-26-0
TOTAL OFFENSE PLAYS-YARDS	53-139	80-454
Punt Returns-Yards	1-2	4-36
Kickoff Returns-Yards	5-71	2-86
Interception Returns-Yards	0-0	0-0
Punts (Number-Avg)	11-33.7	2-35.0
Fumbles-Lost	1-0	1-1
Penalties-Yards	5-35	5-50
Possession Time	28:15	31:45
Third-Down Conversions	3 of 17	8 of 14
Fourth-Down Conversions	0 of 1	1 of 2
Red-Zone Scores-Chances	1-1	8-8
Sacks By: Number-Yards	2-16	1-13

RUSHING: GW – Little 15-19; Dugas 1-6; Jones 2-4; Jules 1-3; Rhodes 2-1; TEAM1-minus 1; Browning 3-minus 10. WF – Harris 14-54; Pendergrass 10-49; Knott 7-30; Stachitas 2-19; Cross 2-11; Jackson 2-5; Bohanon 1-0; TEAM 1-minus 2; Price T 4-minus 17.

PASSING: GW – Browning 9-23-0-108; Johnson 3-3-0-3; Beatty 2-2-0-6. WF – Price 21-32-0-281; Stachitas 3-3-0-18; Cross 1-1-0-9; Thompson 1-1-0-minus 3.

RECEIVING: GW – Perry III 8-91; Paul 2-9; Dugas 1-7; Schley, 1-4; Stein 1-3; Rhodes 1-3. WF – Dembry 8-126; Givens 7-85; Jackson 3-37; Davis 3-25; Parker 1-11; Bohanon 1-9; Rucker 1-9; James 1-6; Rush 1-minus 3.



GAME 4 WAKE FOREST 27, BOSTON COLLEGE 19 OCTOBER 1, 2011 ALUMNI STADIUM (38,265)

BOSTON (AP) - Tanner Price threw a 47-yard TD pass to Chris Givens on Wake Forest's first possession of the second half as the Demon Deacons opened a 15-point lead before holding off Boston College 27-19 on Saturday.

Price completed 19 of 28 passes for 252 yards for Wake Forest (3-1, 2-0 Atlantic Coast Conference). Josh Harris rushed 19 times for 60 yards, including a 2-yard TD in the opening quarter.

Boston College's Montel Harris carried 22 times for 108 yards, setting the school's all-time rushing record with a 26-yard carry early in the fourth quarter. He currently has 3,735 yards, breaking the mark held by Derrick Knight (2003). Knight had 3,725 career yards.

Boston College's Chase Rettig completed 23 of 47 for 188 yards with a TD pass and an interception, but he was stopped a yard short on a fourth-and-4 run at Wake Forest's 44 with just under two minutes left.

The Demon Deacons, who scored on their opening drive of both halves, held a 24-9 lead early in the final quarter.

Scoring	1	2	3	4	Total
Wake Forest	7	10	7	3	27
Boston College	3	6	0	10	19

1st Quarter

WF – Harris 2 yrd run (Newman kick), 10:55
BC – Freese 36 yrd field goal, 2:52

2nd Quarter

WF – Newman 22 yrd field goal, 13:41
BC – Freese 45 yrd field goal, 6:18
WF – Pendergrass 1 yrd run (Newman kick), 1:04
BC – Freese 52 yrd field goal, 0:08

3rd Quarter

WF – Givens 47 yrd pass from Price (Newman kick), 12:01

4th Quarter

BC – Amidon 2 yrd pass from Rettig (Freese kick)
BC – Freese 32 yrd field goal, 6:00
WF – Newman 22 yrd field goal, 2:59

	WF	BC
FIRST DOWNS	18	20
RUSHES-YARDS (NET)	33-104	34-148
PASSING YDS (NET)	288	188
Passes Att-Comp-Int	30-20-1	48-23-1
TOTAL OFFENSE PLAYS-YARDS	63-392	82-336
Fumble Returns-Yards	1-11	0-0
Punt Returns-Yards	1-5	2-11
Kickoff Returns-Yards	5-89	6-141
Interception Returns-Yards	1-0	1-26
Punts (Number-Avg)	5-37.8	4-39.0
Fumbles-Lost	0-0	1-1
Penalties-Yards	2-10	7-56
Possession Time	27:50	32:10
Third-Down Conversions	6 of 14	8 of 19
Fourth-Down Conversions	0 of 1	2 of 3
Red-Zone Scores-Chances	4-4	3-4
Sacks By: Number-Yards	1-14	0-0

RUSHING: WF – Harris 19-60; Pendergrass 8-25; Price 4-15; Givens 1-2; Bohanon 1-2. BC – Harris 22-108; Amidon 2-31; Finch 5-22; Williams 2-1; Rettig 3-minus 14.


PASSING: WF – Price 9-29-1-252; Campanaro 1-1-0-36. BC – Rettig 23-47-1-188; Team 0-1-0-0.

RECEIVING: WF – Givens 7-132; Campanaro 4-31; Dembry 3-42; Davis 2-63; Bohanon 2-9; Pendergrass 1-7; Jackson 1-4. BC – Swigert 9-38; Larmond 5-80; Amidon 5-37; Harris 2-20; Pantale 2-13.

2011 DEMON DEACON FOOTBALL

GAME #12 ♦ WAKE FOREST vs. VANDERBILT ♦ NOV. 26, 2011 ♦ BB&T FIELD

2011 GAME RECAPS & BOX SCORES



GAME 5
WAKE FOREST 35,
#23/22 FLORIDA ST. 30
OCTOBER 8, 2011
BB&T FIELD (33,116)

WINSTON-SALEM, N.C. - Wake Forest's new, massive and visually compelling video board witnessed a program milestone on Saturday afternoon as the Demon Deacons turned back No. 23 Florida State 35-30 behind two long runs from Josh Harris, two touchdown passes from Tanner Price to Terence Davis, two stifling defensive plays from Joey Ehrmann and five forced turnovers.

In the process, Wake Forest improved to 3-0 in the ACC for the first time. That's first time as in forever. All 59 years worth of ACC play.

After an overtime loss at Syracuse in the season-opener, Wake has won four in a row. Its three ACC wins have come by seven, eight and five points. In all three games, the Deacs have had to sweat it out as leads of 15 or more points have shrunk.

Scoring	1	2	3	4	Total
Florida State	7	7	3	13	30
Wake Forest	3	13	9	10	35

1st Quarter

WF – Newman 27 yrd field goal, 7:37

FS – Wilder 3 yrd run (Hopkins kick), 3:00

2nd Quarter

WF – Davis 30 yrd pass from Campanaro (Newman kick blocked), 12:38

WF – Givens 22 yrd pass from Price (Newman kick), 1:57

FS – Greene 46 yrd pass from Manuel (Hopkins kick), 0:54

3rd Quarter

WF – Team safety, 14:14

WF – Bohanon 2 yrd pass from Price (Newman kick), 9:11

FS – Hopkins 40 yrd field goal, 7:23

4th Quarter

WF – Davis 8 yrd pass from Price (Newman kick), 14:50

FS – Jones 3 yrd run (Hopkins kick), 12:37

WF – Newman 32 yrd field goal, 6:27

FS – Shaw 2 yrd pass from Manuel (Manuel pass failed), 0:54

	FS	WF
FIRST DOWNS	25	19
RUSHES-YARDS (NET)	27-110	38-128
PASSING YDS (NET)	315	263
Passes Att-Comp-Int	46-25-4	36-22-0
TOTAL OFFENSE PLAYS-YARDS	73-425	74-391
Punt Returns-Yards	5-51	1-4
Kickoff Returns-Yards	5-117	5-99
Interception Returns-Yards	0-0	4-78
Punts (Number-Avg)	3-46.3	7-37.1
Fumbles-Lost	2-1	0-0
Penalties-Yards	13-109	10-87
Possession Time	27:37	32:23
Third-Down Conversions	4 of 10	4 of 15
Fourth-Down Conversions	0 of 0	1 of 1
Red-Zone Scores-Chances	3-3	4-5
Sacks By: Number-Yards	4-34	2-17

RUSHING: FS – Freeman 5-37; Jones 6-30; Trickett 2-19; Thomas 7-19; Wilder 2-9; Greene 1-3; Thompson 1-2; Manuel 3-minus 9. WF – Harris 13-136; Pendergrass 13-44; Bohanon 2-minus 1; Demby 1-minus 1; Givens 1-minus 3; TEAM 3-minus 4; Jackson 1-minus 9; Price 4-minus 34.

PASSING: FS – Manuel 19-35-2-286; Trickett 6-11-2-29. WF – Price 21-35-0-233; Campanaro 1-1-0-30.

RECEIVING: FS – Greene 12-163; Green 4-102; Smith 4-36; Jones 2-2; Dent 1-15; Shaw 1-2; Freeman 1-minus 5. WF – Givens 6-101; Campanaro 4-60; Demby 4-24; Davis 2-38; Bohanon 2-17; Pendergrass 2-14; Harris 2-9.



GAME 6
#19/17 VIRGINIA TECH 38,
WAKE FOREST 17
OCTOBER 15, 2011
BB&T FIELD (35,026)

WINSTON-SALEM, N.C. - The Wake Forest football program has achieved just about everything conceivable under coach Jim Grobe's direction. Virginia Tech exposed the one missing item on Saturday night, erupting for four touchdowns in an 11-minute stretch spanning halftime and claiming a 38-17 win over the Demon Deacons.

Wake hasn't beaten the Hokies since Sept. 10, 1983

- when Grobe was an assistant at Marshall and Frank Beamer was still four years from assuming control of his alma mater and turning it into a national power. In fact, the 10-0 lead the Deacs enjoyed after one quarter on Saturday was a rare feat; it represented the first time Wake had outscored Tech in any period since the fourth quarter of that 1983 contest. Not even the 2006 ACC champion Deacs could knock off Beamer's Hokies.

The Deacs (4-2, 3-1 ACC) went 1-for-13 on third down while the Hokies (6-1, 2-1) were 7-for-15, including 4-for-4 on their fifth TD drive, which fully restored momentum their way after Wake got to 28-17 midway through the third quarter. Logan Thomas threw for 280 yards, 149 of which went to wide receiver Jarrett Boykin.

Scoring	1	2	3	4	Total
Virginia Tech	0	21	7	10	38
Wake Forest	10	0	7	0	17

1st Quarter

WF – Newman 28 yrd field goal, 11:19

WF – Givens 79 yrd pass from Price (Newman kick)

2nd Quarter

VT – Thomas 1 yrd run (Journell kick), 8:43

VT – Boykin 20 yrd pass from Thomas (Journell kick), 4:43

VT – Thomas 3 yrd run (Journell kick), 0:04

3rd Quarter

VT – Wilson 7 yrd run (Journell kick), 12:36

WF – Ford 4 yrd pass from Price (Newman kick), 2:04

4th Quarter

VT – Davis 30 yrd pass from Thomas (Journell kick), 10:49

VT – Journell 24 yrd field goal, 2:22

	VT	WF
FIRST DOWNS	19	17
RUSHES-YARDS (NET)	40-193	31-59
PASSING YDS (NET)	280	261
Passes Att-Comp-Int	32-17-0	36-20-1
TOTAL OFFENSE PLAYS-YARDS	72-473	67-320
Fumble Returns-Yards	0-0	0-0
Punt Returns-Yards	4-26	2-1
Kickoff Returns-Yards	3-36	3-70
Interception Returns-Yards	1--1	0-0
Punts (Number-Avg)	7-42.1	7-43.0
Fumbles-Lost	0-0	0-0
Penalties-Yards	4-28	2-15
Possession Time	32:30	27:30
Third-Down Conversions	7 of 15	1 of 13
Fourth-Down Conversions	0 of 0	2 of 3
Red-Zone Scores-Chances	5-5	2-2
Sacks By: Number-Yards	4-35	1-14

RUSHING: VT – Wilson 17-136; Thomas 11-30; Oglesby 12-27. WF – Pendergrass 21-80; Stachitas 2-7; Knott 1-5; Price 7-minus 33.


PASSING: VT – Thomas 17-32-0-280. WF – Price 19-33-1-254; Stachitas 1-2-0-7; Givens 0-1-0-0.

RECEIVING: VT – Boykin 7-149; Coale 4-30; Davis 2-39; Drager 2-37; Coles 1-13; Wilson 1-12. WF – Givens 7-140; Campanaro 5-37; Demby 3-41; Davis 2-23; Pendergrass, 1-10; Bohanon 1-6; Ford 1-4.

2011 DEMON DEACON FOOTBALL

GAME #12 ♦ WAKE FOREST vs. VANDERBILT ♦ NOV. 26, 2011 ♦ BB&T FIELD

2011 GAME RECAPS & BOX SCORES



GAME 7 WAKE FOREST 24, DUKE 23 OCTOBER 22, 2011 WALLACE WADE STADIUM (22,258)

DURHAM, N.C. - Wake Forest beat Duke for the 12th straight time, but this one wasn't quite as easy as some of the others. After jumping out to a 17-0 lead, the Demon Deacons watched the Blue Devils score 23 unanswered points before Tanner Price found Chris Givens for a 66-yard touchdown pass with 6:52 left in the game to hand Wake Forest a 24-23 win at Wallace Wade Stadium.

The Deacons moved to 5-2 (4-1 ACC) while the Blue Devils dropped to 3-4 (1-2 ACC). Wake Forest has now beaten Duke in every season since 1999. The one-point win was the first time Wake Forest had defeated any opponent by a single point since Chip Vaughn blocked a game-winning field goal attempt in a 14-13 win over Duke at Groves Stadium in 2006.

After Givens had given the Deacons the lead late, Duke drove to the Wake Forest 40-yard line with under 2 minutes left. Facing a fourth and five, Blue Devil quarterback Sean Renfree dropped back to pass, but Riley Haynes brought pressure and Josh Bush applied tight coverage, forcing an incomplete pass that gave Wake Forest the ball.

It was fitting that Price and Givens hooked up for the game-winning score given that the combination had been Wake Forest's biggest offensive threat all game, if not all season. Givens caught six passes for 147 yards and two scores.

Scoring	1	2	3	4	Total
Wake Forest	7	10	0	7	24
Duke	0	3	10	10	23

1st Quarter

WF – Givens 26 yrd pass from Price (Newman kick), 4:37

2nd Quarter

WF – Newman 38 yrd field goal, 13:23

WF – Pendergrass 2 yrd run (Newman kick), 4:01

DU – Snyderwine 26 yrd field goal, 0:04

3rd Quarter

DU – Snyderwine 38 yrd field goal, 9:30

DU – Boone 1 yrd run (Snyderwine kick), 2:16

4th Quarter

DU – Boone 2 yrd run (Snyderwine kick), 11:35

DU – Snyderwine 19 yrd field goal, 7:14

WF – Givens 66 yrd pass from Price (Newman kick), 6:52

	WF	DU
FIRST DOWNS	13	25
RUSHES-YARDS (NET)	26-90	44-148
PASSING YDS (NET)	215	224
Passes Att-Comp-Int	25-15-0	47-29-1
TOTAL OFFENSE PLAYS-YARDS	51-305	91-372
Punt Returns-Yards	1--1	4-25
Kickoff Returns-Yards	5-93	4-105
Interception Returns-Yards	1-36	0-0
Punts (Number-Avg)	7-38.1	5-38.4
Fumbles-Lost	2-0	0-0
Penalties-Yards	5-47	6-50
Possession Time	21:53	38:07
Third-Down Conversions	2 of 12	9 of 22
Fourth-Down Conversions	2 of 2	4 of 5
Red-Zone Scores-Chances	3-3	5-5
Sacks By: Number-Yards	2-13	4-21

RUSHING: WF – Pendergrass 15-43; Price 9-29; Givens 1-13; Campanaro 1-5.

DU – Thompson 11-62; Scott 10-49; Boone 11-19; Hollingsworth 5-15; Renfree 7-3.

PASSING: WF – Price 15-25-0-215. DU – Renfree 28-45-1-213; Boone 1-2-0-11.

RECEIVING: WF – Givens 6-147; Campanaro 4-46; Ford 2-13; Pendergrass 2-minus 2; Davis 1-11. WF – Vernon 7-59; Scott 5-33; Helfet 4-46; Varner 4-44; Watkins 4-25; Hollingsworth 2-11; Thompson 1-4; Braxton 1-3; Crowder 1-minus 1.



GAME 8 NORTH CAROLINA 49, WAKE FOREST 24 OCTOBER 29, 2011 KENAN STADIUM (57,000)

CHAPEL HILL, N.C. (AP) - Turnovers plagued the Demon Deacons, who were unable to stop UNC's rushing game in the Tar Heels 49-24 victory on Saturday in Chapel Hill.

Wake Forest's Price threw for 146 yards before being pulled early in the fourth quarter. Chris Givens, ranked fourth nationally with 127 yards receiving per game, finished with six catches for 42 yards.

Brandon Pendergrass ran for 99 yards and two touchdowns on 13 carries to lead Wake Forest.

North Carolina (6-3, 2-3 Atlantic Coast Conference) took advantage of an uncharacteristic line of mistakes from the normally sure-handed Demon Deacons (5-3, 4-2). Wake Forest had five turnovers - three on interceptions thrown by Tanner Price - after committing just five all season coming into Saturday, and the Tar Heels converted four of those into touchdowns.

Scoring	1	2	3	4	Total
Wake Forest	0	10	7	7	24
North Carolina	14	7	7	21	29

1st Quarter

NC – Bernard 7 yrd pass from Renner (Moore kick), 9:02

NC – Highsmith 4 yrd pass from Renner (Moore kick), 4:12

2nd Quarter

WF – Pendergrass 8 yrd run (Newman kick), 10:23

WF – Newman 22 yrd field goal, 7:03

NC – Bernard 4 yrd run (Moore kick), 0:13

3rd Quarter

WF – Pendergrass 30 yrd run (Newman kick), 6:32

NC – Houston 1 yrd run (Moore kick), 2:29

4th Quarter

NC – Bernard 4 yrd run (Moore kick), 14:13

NC – Highsmith 38 yrd pass from Renner (Moore kick), 11:57

NC – Blue 5 yrd run (Moore kick), 4:28

WF – Bohanon 3 yrd run (Newman kick), 2:23

	WF	NC
FIRST DOWNS	18	22
RUSHES-YARDS (NET)	26-121	47-224
PASSING YDS (NET)	210	338
Passes Att-Comp-Int	37-22-4	28-21-0
TOTAL OFFENSE PLAYS-YARDS	63-331	75-562
Punt Returns-Yards	2-19	1-0
Kickoff Returns-Yards	8-125	1-24
Interception Returns-Yards	0-0	4-22
Punts (Number-Avg)	3-49.0	3-31.7
Fumbles-Lost	1-1	2-1
Penalties-Yards	4-30	4-46
Possession Time	24:24	35:36
Third-Down Conversions	4 of 10	7 of 15
Fourth-Down Conversions	0 of 1	2 of 2
Red-Zone Scores-Chances	3-3	6-8
Sacks By: Number-Yards	2-16	1-9

RUSHING: WF – Pendergrass 13-99; Bohanon 5-17; Harris 3-9; Stachitas 1-4; Givens 1-minus 1; TEAM 1-minus 1; Price 2-minus 6. NC – Bernard 27-154; Tapley 1-38; Houston 11-28; Blue 3-12; Renner 5-minus 8.


PASSING: WF – Price 17-29-3-146; Stachitas 5-7-0-64; Campanaro 0-1-1-0. NC – Renner 21-28-0-338.

RECEIVING: WF – Campanaro 6-88; Givens 6-42; Demybry 5-56; Pendergrass 3-8; Davis 1-11; Ford 1-5. NC – Jones 6-138; Highsmith 4-87; Bernard 3-21; Hurst 2-33; Boyd 2-24; Ebron 1-32; Tabb 1-6; Wilson 1-1; Blue 1-minus 4.

2011 DEMON DEACON FOOTBALL

GAME #12 ♦ WAKE FOREST vs. VANDERBILT ♦ NOV. 26, 2011 ♦ BB&T FIELD

2011 GAME RECAPS & BOX SCORES



GAME 9 NOTRE DAME 24, WAKE FOREST 17 NOVEMBER 6, 2011 BB&T FIELD (36,307)

WINSTON-SALEM, N.C. - The fourth-biggest crowd in BB&T Field history saw Wake Forest jump out to a 17-10 halftime lead over Notre Dame before the Irish scored 14 unanswered points in the second half to earn a 24-17 victory.

The Demon Deacons had chances in the second half to stay in the game but were the victims of some costly mistakes. Specifically, they will lament a fumble at the

Fighting Irish 9-yard line and a sack that took the ball from the 10 to the 21. They will wonder one day what it would have been like to defeat the Irish, who took to BB&T Field with flakes of real gold in their helmets and the presumption of excellence on their shoulders.

The best chance came midway through the third quarter. The Irish had taken the 24-17 lead and were driving until Josh Bush intercepted a deep pass, returned it 54 yards and absorbed a late hit for another 15 midway through the third quarter. But on second down from the Irish 9, Brandon Pendergrass fumbled and Notre Dame's Gary Gray pounced on the loose ball to terminate the chance.

In the aftermath of the play, Grobe did something he doesn't recall doing in 17 years as a head coach. He played a true freshman for the first time of the season in November. Grobe said the fourth-quarter move to running back Orville Reynolds was not a knock at Pendergrass; the decision to use Reynolds had been made at halftime, when associate head coach Billy Mitchell, who also works with the Deacs' running backs, told Grobe that Josh Harris was still bugged by a hamstring injury and that Wake would need another body in order to continue a drive toward postseason play.

Scoring	1	2	3	4	Total
Notre Dame	10	0	14	0	24
Wake Forest	10	7	0	0	17

1st Quarter

WF – Pendergrass 20 yrd pass from Price (Newman kick), 10:52
ND – Ruffer 44 yrd field goal, 6:15
WF – Newman 46 yrd field goal, 4:07
ND – Eifert 38 yrd pass from Rees (Ruffer kick), 3:38

2nd Quarter

WF – Harris 2 yrd run (Newman kick), 0:28

3rd Quarter

ND – Gray 1 yrd run (Ruffer kick), 12:54
ND – Floyd 16 yrd pass from Rees (Ruffer kick), 9:04

	ND	WF
FIRST DOWNS	20	21
RUSHES-YARDS (NET)	38-175	37-110
PASSING YDS (NET)	166	187
Passes Att-Comp-Int	24-14-2	24-17-0
TOTAL OFFENSE PLAYS-YARDS	62-341	61-297
Punt Returns-Yards	0-0	1--2
Kickoff Returns-Yards	4-115	5-136
Interception Returns-Yards	0-0	2-54
Punts (Number-Avg)	4-36.2	5-37.4
Fumbles-Lost	1-0	1-1
Penalties-Yards	3-37	6-55
Possession Time	29:23	30:37
Third-Down Conversions	6 of 12	3 of 10
Fourth-Down Conversions	0 of 0	0 of 0
Red-Zone Scores-Chances	2-2	2-4
Sacks By: Number-Yards	3-21	0-0

RUSHING: ND – Gray 19-92; Wood 14-87; Rees 2-2; WF – Pendergrass 17-47; Givens 4-39; Harris 7-11; Price 6-10; Reynolds 2-5

PASSING: ND – Rees 14-23-2-166; Goodman 0-1-0-0. WF – Price, T 17-24-0-187.

RECEIVING: ND – Floyd 5-44; Eifert 3-60; Jones 3-16; Wood 1-17; Goodman 1-17; Riddick 1-12. WF – Campanaro 6-74; Givens 6-57; Pendergrass 2-29; Ford 1-16; Parker 1-15; Reynolds 1-minus 4.



GAME 10 #9/10 CLEMSON 31, WAKE FOREST 28 NOVEMBER 12, 2011 MEMORIAL STADIUM (80,000)

CLEMSON, S.C. (AP) - As soon as his foot struck the ball, Chandler Catanzaro knew that No. 9 Clemson was on the way to the Atlantic Coast Conference title game.

Catanzaro rebounded from missing a minute earlier to kick a 43-yard field goal as time expired to lift the Tigers (9-1, 6-1) to a 31-28 victory over Wake Forest and their second ACC Atlantic Division title in three seasons.

Tajh Boyd overcame an awful start and two interceptions to throw for 343 yards and two touchdowns after the Tigers had fallen behind 28-14 in the third quarter. Andre Ellington had 98 yards and a pair of touchdown runs as Clemson finished 7-0 at home, its first perfect season at Memorial Stadium since 1990.

Wake Forest would've controlled the ACC Atlantic with a victory. The Demon Deacons stunned the Tigers with 21 points in the third quarter to take a 28-14 lead.

Michael Campanaro began the Demon Deacons' charge with a 50-yard punt return. Two plays later, Wake Forest had the ball again after Ellington's fumble was recovered by linebacker Joey Ehrmann. It took Brandon Pendergrass two plays to break off a 19-yard touchdown run and put the Demon Deacons ahead.

Scoring	1	2	3	4	Total
Wake Forest	7	0	21	0	28
Clemson	7	7	7	10	31

1st Quarter

CU – Ellington 4 yrd run (Catanzaro kick), 5:33
WF – Ford 3 yrd pass from Price (Newman kick), 0:53

2nd Quarter

CU – Ellington 1 yrd run (Catanzaro kick), 5:46

3rd Quarter

WF – Campanaro 50 yrd punt return (Newman kick), 9:43
WF – Pendergrass 19 yrd run (Newman kick), 8:06
WF – Pendergrass 33 yrd run (Newman kick), 5:32
CU – Ford 7 yrd pass from Boyd (Catanzaro kick), 1:32

4th Quarter

CU – Brown 10 yrd pass from Boyd (Catanzaro kick), 5:27
CU – Catanzaro 43 yrd field goal, 0:00

	WF	CU
FFIRST DOWNS	22	27
RUSHES-YARDS (NET)	35-145	42-179
PASSING YDS (NET)	172	343
Passes Att-Comp-Int	37-24-0	44-27-2
TOTAL OFFENSE PLAYS-YARDS	72-317	86-522
Punt Returns-Yards	3-63	1-3
Kickoff Returns-Yards	5-59	4-103
Interception Returns-Yards	2-37	0-0
Punts (Number-Avg)	5-43.8	3-38.7
Fumbles-Lost	5-0	1-1
Penalties-Yards	1-10	6-58
Possession Time	30:11	29:49
Third-Down Conversions	8 of 16	9 of 16
Fourth-Down Conversions	0 of 1	2 of 3
Red-Zone Scores-Chances	2-5	4-5
Sacks By: Number-Yards	0-0	1-13

RUSHING: WF – Pendergrass 20-134; Reynolds 2-10; Givens 1-5; Bohanon, 1-1; TEAM 1-minus 1; Price 10-minus 4. CU – ELLINGTON 25-98; WATKINS 2-32; BOYD 11-27; HOWARD 3-14; BELLAMY 1-8.


PASSING: WF – Price, T 24-37-0-172. CU – BOYD 27-43-2-343; TEAM 0-1-0-0.

RECEIVING: WF – Campanaro 9-72; Givens 4-31; Pendergrass 3-9; Ford 2-21; Demby 2-17; Reynolds 2-9; Davis 1-10; Parker 1-3. CU – BROWN 6-78; WATKINS 5-62; ALLEN 4-48; FORD 3-51; ELLINGTON 3-42; HOPKINS 3-38; HUMPHRIES 3-24.

2011 DEMON DEACON FOOTBALL

GAME #12 ♦ WAKE FOREST vs. VANDERBILT ♦ NOV. 26, 2011 ♦ BB&T FIELD

2011 GAME RECAPS & BOX SCORES



GAME 11

WAKE FOREST 31, MARYLAND 10

NOVEMBER 19, 2011

BB&T FIELD (30,112)

WINSTON-SALEM, N.C. - Tanner Price threw for a season-high 320 yards and three touchdowns, one of them to Chris Givens, who finished with a career-high 191 receiving yards, as Wake Forest exploded for 24 second-half points to down Maryland 31-10 on Saturday at BB&T Field.

Price completed 20 of his 32 pass attempts. His 320 yard performance was only six yards shy of his career high of 326, which was set against Navy last season.

Givens 191 yards on eight catches eclipsed his previous high of 170 yards, which was set in this year's season-opener against Syracuse. Michael Campanaro also had a strong night receiving, catching seven passes for 80 yards. Cameron Ford and Terence Davis contributed touchdown catches.

On his Senior Night, Brandon Pendergrass carried the ball 26 times for 125 yards and a touchdown. Orville Reynolds chipped in 63 yards on 11 carries.

Cyhl Quarles led the Deacons with eight tackles, and Mike Olson was close behind with seven tackles, including one for a loss. Maryland's Demetrius Hartsfield led all players with 14 tackles.

Scoring	1	2	3	4	Total
Maryland	0	7	3	0	10
Wake Forest	7	0	10	14	31

1st Quarter

WF – Ford 2 yrd pass from Price (Newman kick), 5:17

2nd Quarter

MD – Pickett 31 yrd pass from Brown (Ferrara kick), 0:12

3rd Quarter

WF – Newman 25 yrd field goal, 10:27

WF – Pendergrass 2 yrd run (Newman kick), 4:52

MD – Ferrara 42 yrd field goal, 1:42

4th Quarter

WF – Davis 10 yrd pass from Price (Newman kick), 14:04

WF – Givens 35 yrd pass from Price (Newman kick), 7:48

	MD	WF
FIRST DOWNS	22	23
RUSHES-YARDS (NET)	34-229	48-194
PASSING YDS (NET)	186	320
Passes Att-Comp-Int	42-20-0	32-20-0
TOTAL OFFENSE PLAYS-YARDS	76-415	80-514
Fumble Returns-Yards	0-0	1-2
Punt Returns-Yards	3-9	1-0
Kickoff Returns-Yards	5-86	3-73
Interception Returns-Yards	0-0	0-0
Punts (Number-Avg)	6-35.3	5-39.0
Fumbles-Lost	2-1	0-0
Penalties-Yards	3-20	5-50
Possession Time	23:15	36:45
Third-Down Conversions	4 of 16	8 of 17
Fourth-Down Conversions	1 of 3	1 of 2
Red-Zone Scores-Chances	0-4	4-4
Sacks By: Number-Yards	3-22	0-0

RUSHING: MD – Brown 13-110; Meggett 11-91; Pickett 8-30; Adams 2-minus 2.

WF – Pendergrass 26-125; Reynolds 11-63; Price 7-22; TEAM 2-minus 4; Givens 1-minus 5; Dembry 1-minus 7

PASSING: MD – Brown 20-42-0-186. WF – Price 20-32-0-320.

RECEIVING: MD –Dorsey 8-77; McCree 3-14; Pickett 2-35; Boykins 2-10; Campbell 1-13; Coxson 1-12; Furstenburg 1-11; Meggett 1-9; Tyler 1-5. WF – Givens 8-191; Campanaro 7-80; Ford 2-23; Davis 2-19; Pendergrass 1-7.

2011 DEMON DEACON FOOTBALL

GAME #12 ♦ WAKE FOREST vs. VANDERBILT ♦ NOV. 26, 2011 ♦ BB&T FIELD

INDIVIDUAL SEASON & CAREER HIGHS

OFFENSE

TOMMY BOHANON

RUSHING

Attempts

Season: 5 - at North Carolina, Oct. 29, 2011
Career: 6 - vs. Presbyterian, Sept. 2, 2010

Yards

Season: 17 - at North Carolina, Oct. 29, 2011
Career: 47 - vs. Presbyterian, Sept. 2, 2010

Touchdowns

Season: 1 - at North Carolina, Oct. 29, 2011
Career: 1 - at North Carolina, Oct. 29, 2011

Long

Season: 7 yds - at North Carolina, Oct. 29, 2011
Career: 22 yds - vs. Presbyterian, Sept. 2, 2010

RECEIVING

Receptions

Season: 2 - 2 times (last: vs. Florida State, Oct. 8, 2011)
Career: 3 - 2 times (last: vs. Boston College, Nov. 6, 2010)

Yards

Season: 17 - vs. Florida State, Oct. 8, 2011
Career: 27 - vs. Navy, Oct. 9, 2010

Touchdowns

Season: 1 - vs. Florida State, Oct. 8, 2011
Career: 1 - 2 times (last: vs. Florida State, Oct. 8, 2011)

Long

Season: 15 yds - vs. Florida State, Oct. 8, 2011
Career: 19 yds - at Navy, Oct. 24, 2009

MICHAEL CAMPANARO

RECEIVING

Receptions

Season: 9 - at Clemson, Nov. 12, 2011
Career: 9 - at Clemson, Nov. 12, 2011

Yards

Season: 93 - vs. NC State, Sept. 10, 2011
Career: 93 - vs. NC State, Sept. 10, 2011

Touchdowns

Season: 1 - 2 times (last: vs. NC State, Sept. 10, 2011)
Career: 1 - 2 times (last: vs. NC State, Sept. 10, 2011)

Long

Season: 41 yds - at North Carolina, Oct. 29, 2011
Career: 41 yds - at North Carolina, Oct. 29, 2011

TERENCE DAVIS

RECEIVING

Receptions

Season: 3 - vs. Gardner-Webb, Sept. 17, 2011
Career: 3 - 2 times (last: vs. Gardner-Webb, Sept. 17, 2011)

Yards

Season: 63 - at Boston College, Oct. 1, 2011
Career: 63 - at Boston College, Oct. 1, 2011

Touchdowns

Season: 2 - vs. Florida State, Oct. 8, 2011
Career: 2 - vs. Florida State, Oct. 8, 2011

Long

Season: 44 yds - at Boston College, Oct. 1, 2011
Career: 44 yds - at Boston College, Oct. 1, 2011

DANNY DEMBRY

RECEIVING

Receptions

Season: 8 - vs. Gardner-Webb, Sept. 17, 2011
Career: 8 - vs. Gardner-Webb, Sept. 17, 2011

Yards

Season: 126 - vs. Gardner-Webb, Sept. 17, 2011
Career: 126 - vs. Gardner-Webb, Sept. 17, 2011

Touchdowns

Season: 1 - vs. NC State, Sept. 10, 2011
Career: 1 - 2 times (last: vs. NC State, Sept. 10, 2011)

Long

Season: 40 yds - vs. NC State, Sept. 10, 2011
Career: 40 yds - vs. NC State, Sept. 10, 2011

CAMERON FORD

RECEIVING

Receptions

Season: 3 - at Syracuse, Sept. 1, 2011
Career: 3 - 2 times (last: at Syracuse, Sept. 1, 2011)

Yards

Season: 23 - vs. Maryland, Nov. 19, 2011
Career: 57 - vs. Elon, Sept. 19, 2009

Touchdowns

Season: 1 - 3 times (last: vs. Maryland, Nov. 19, 2011)
Career: 1 - 3 times (last: vs. Maryland, Nov. 19, 2011)

Long

Season: 21 yds - vs. Maryland, Nov. 19, 2011
Career: 36 yds - vs. Elon, Sept. 19, 2009

CHRIS GIVENS

RECEIVING

Receptions

Season: 8 - vs. Maryland, Nov. 19, 2011
Career: 8 - 2 times (last: vs. Maryland, Nov. 19, 2011)

Yards

Season: 191 - vs. Maryland, Nov. 19, 2011
Career: 191 - vs. Maryland, Nov. 19, 2011

Touchdowns

Season: 2 - 2 times (last: at Duke, Oct. 22, 2011)
Career: 2 - 3 times (last: at Duke, Oct. 22, 2011)

Long

Season: 79 yds - vs. Virginia Tech, Oct. 15, 2011
Career: 81 yds - vs. Duke, Sept. 11, 2010

RUSHING

Attempts

Season: 4 - vs. Notre Dame, Nov. 5, 2011
Career: 5 - vs. Stanford, Sept. 12, 2009

Yards

Season: 39 - vs. Notre Dame, Nov. 5, 2011
Career: 51 - vs. Stanford, Sept. 12, 2009

Touchdowns

Season: 0
Career: 1 - 2 times (last: at Vanderbilt, Nov. 27, 2010)

Long

Season: 13 yds - at Duke, Oct. 22, 2011
Career: 22 yds - at Stanford, Sept. 18, 2010

JOSH HARRIS

RUSHING

Attempts

Season: 23 - vs. NC State, Sept. 10, 2011
Career: 23 - vs. NC State, Sept. 10, 2011

Yards

Season: 136 - vs. Florida State, Oct. 8, 2011
Career: 241 - at Virginia Tech, Oct. 16, 2010

Touchdowns

Season: 1 - 3 times (last: vs. Notre Dame, Nov. 5, 2011)
Career: 2 - at Virginia Tech, Oct. 16, 2010

Long

Season: 57 yds - vs. Florida State, Oct. 8, 2011
Career: 87 yds - at Virginia Tech, Oct. 16, 2010

RECEIVING

Receptions

Season: 3 - vs. NC State, Sept. 10, 2011
Career: 3 - 2 times (last: vs. NC State, Sept. 10, 2011)

Yards

Season: 13 yds - vs. NC State, Sept. 10, 2011
Career: 32 - vs. Navy, Oct. 9, 2010

Touchdowns

Season: 0
Career: 0

Long

Season: 9 yds - vs. Florida State, Oct. 8, 2011
Career: 15 yds - vs. Navy, Oct. 9, 2010

LOVELL JACKSON

RECEIVING

Receptions

Season: 3 - vs. Gardner-Webb, Sept. 17, 2011
Career: 3 - vs. Gardner-Webb, Sept. 17, 2011

Yards

Season: 37 - vs. Gardner-Webb, Sept. 17, 2011
Career: 44 - vs. Stanford, Sept. 12, 2009

Touchdowns

Season: 0
Career: 0

Long

Season: 21 yds - vs. Gardner-Webb, Sept. 17, 2011
Career: 44 yds - vs. Stanford, Sept. 12, 2009

BRANDON PENDERGRASS

RUSHING

Attempts

Season: 26 - vs. Maryland, Nov. 19, 2011
Career: 27 - vs. Virginia, Nov. 8, 2008

Yards

Season: 134 - at Clemson, Nov. 12, 2011
Career: 134 - at Clemson, Nov. 12, 2011

Touchdowns

Season: 2 - 2 times (last: at Clemson, Nov. 12, 2011)
Career: 2 - 2 times (last: at Clemson, Nov. 12, 2011)

Long

Season: 38 yds - vs. Maryland, Nov. 19, 2011
Career: 76 yds - at Boston College, Sept. 26, 2009

RECEIVING

Receptions

Season: 3 - 2 times (last: at Clemson, Nov. 12, 2011)
Career: 3 - 4 times (last: at Clemson, Nov. 12, 2011)

Yards

Season: 29 - vs. Notre Dame, Nov. 5, 2011
Career: 29 - vs. Notre Dame, Nov. 5, 2011

Touchdowns

Season: 1 - vs. Notre Dame, Nov. 5, 2011
Career: 1 - vs. Notre Dame, Nov. 5, 2011

Long

Season: 20 yds - vs. Notre Dame, Nov. 5, 2011
Career: 22 yds - vs. Vanderbilt, Nov. 29, 2008

ANDREW PARKER

RECEIVING

Receptions

Season: 1 - 4 times (last: at Clemson, Nov. 12, 2011)
Career: 4 - vs. Maryland, Oct. 10, 2009

Yards

Season: 15 - vs. Notre Dame, Nov. 5, 2011
Career: 55 - at Florida State, Sept. 20, 2008

Touchdowns

Season: 0
Career: 1 - 2 times (last: vs. Maryland, Oct. 10, 2009)

Long

Season: 15 yds - vs. Notre Dame, Nov. 5, 2011
Career: 37 yds - vs. Duke, Nov. 1, 2008

2011 DEMON DEACON FOOTBALL

GAME #12 ♦ WAKE FOREST vs. VANDERBILT ♦ NOV. 26, 2011 ♦ BB&T FIELD

INDIVIDUAL SEASON & CAREER HIGHS

TANNER PRICE

PASSING

Completions

Season: 24 - vs. NC State, Sept. 10, 2011
Career: 37 - vs. Navy, Oct. 9, 2010

Attempts

Season: 37 - at Clemson, Nov. 12, 2011
Career: 53 - vs. Navy, Oct. 9, 2010

Yards

Season: 320 - vs. Maryland, Nov. 19, 2011
Career: 326 - vs. Navy, Oct. 9, 2010

Touchdowns

Season: 3 - 3 times (last: vs. Maryland, Nov. 19, 2011)
Career: 3 - 4 times (last: vs. Maryland, Nov. 19, 2011)

Interceptions

Season: 3 - at North Carolina, Oct. 29, 2011
Career: 4 - vs. Boston College, Nov. 6, 2010

Long

Season: 66 yds - at Duke, Oct. 22, 2011
Career: 78 yds - at Virginia Tech, Oct. 16, 2010

RUSHING

Attempts

Season: 10 - at Clemson, Nov. 12, 2011
Career: 16 - at Stanford, Sept. 18, 2010

Yards

Season: 29 - at Duke, Oct. 22, 2011
Career: 65 - at Stanford, Sept. 18, 2010

Touchdowns

Season: 1 - vs. Gardner-Webb, Sept. 17, 2011
Career: 1 - 5 times, (last: vs. Gardner-Webb, Sept. 17, 2011)

Long

Season: 23 yds - at Duke, Oct. 22, 2011
Career: 28 yds - at Stanford, Sept. 18, 2010

ORVILLE REYNOLDS

RUSHING

Attempts

Season: 11 - vs. Maryland, Nov. 19, 2011
Career: 11 - vs. Maryland, Nov. 19, 2011

Yards

Season: 63 - vs. Maryland, Nov. 19, 2011
Career: 63 - vs. Maryland, Nov. 19, 2011

Touchdowns

Season: 0 - vs. Notre Dame, Nov. 5, 2011
Career: 0 - vs. Notre Dame, Nov. 5, 2011

Long

Season: 20 yds - vs. Maryland, Nov. 19, 2011
Career: 20 yds - vs. Maryland, Nov. 19, 2011

TED STACHITAS

PASSING

Completions

Season: 6 - at Syracuse, Sept. 1, 2011
Career: 7 - vs. Presbyterian, Sept. 2, 2010

Attempts

Season: 10 - at Syracuse, Sept. 1, 2011
Career: 13 - vs. Presbyterian, Sept. 2, 2010

Yards

Season: 64 - at North Carolina, Oct. 29, 2011
Career: 84 - vs. Presbyterian, Sept. 2, 2010

Touchdowns

Season: 0
Career: 0

Interceptions

Season: 1 - at Syracuse, Sept. 1, 2011
Career: 1 - 2 times (last at Syracuse, Sept. 1, 2011)

Long

Season: 41 yds - at North Carolina, Oct. 29, 2011
Career: 41 yds - at North Carolina, Oct. 29, 2011

RUSHING

Attempts

Season: 2 - 2 times (last: vs. Virginia Tech, Oct. 15, 2011)
Career: 11 - at Florida State, Sept. 25, 2010

Yards

Season: 19 - vs. Gardner-Webb, Sept. 17, 2011
Career: 77 - vs. Duke, Sept. 11, 2010

Touchdowns

Season: 1 - vs. Gardner-Webb, Sept. 17, 2011
Career: 1 - 2 times (last vs. Duke, Sept. 11, 2010)

Long

Season: 21 yds - vs. Gardner-Webb, Sept. 17, 2011
Career: 34 yds - vs. Presbyterian, Sept. 2, 2010

SPECIAL TEAMS

MICHAEL CAMPANARO

KICK RETURNS

Kick Returns

Season: 2 - vs. Maryland, Nov. 19, 2011
Career: 5 - vs. Navy, Oct. 9, 2010

Yards

Season: 46 - vs. Maryland, Nov. 19, 2011
Career: 165 - vs. Navy, Oct. 9, 2010

Touchdowns

Season: 0
Career: 0

Long

Season: 24 yds - vs. Maryland, Nov. 19, 2011
Career: 53 yds - vs. Navy, Oct. 9, 2010

PUNT RETURNS

Punt Returns

Season: 3 - at Clemson, Nov. 12, 2011
Career: 3 - at Clemson, Nov. 12, 2011

Yards

Season: 63 - at Clemson, Nov. 12, 2011
Career: 63 - at Clemson, Nov. 12, 2011

Touchdowns

Season: 1 - at Clemson, Nov. 12, 2011
Career: 1 - at Clemson, Nov. 12, 2011

Long

Season: 50 - at Clemson, Nov. 12, 2011
Career: 50 - at Clemson, Nov. 12, 2011

CHRIS GIVENS

KICK RETURNS

Kick Returns

Season: 1 - vs. NC State, Sept. 10, 2011
Career: 6 - at Maryland, Oct. 30, 2010

Yards

Season: 18 - vs. NC State, Sept. 10, 2011
Career: 97 - vs. NC State, Oct. 3, 2009

Touchdowns

Season: 0
Career: 0

Long

Season: 18 yds - vs. NC State, Sept. 10, 2011
Career: 38 yds - at Maryland, Oct. 30, 2010

PUNT RETURNS

Punt Returns

Season: 1 - vs. Gardner-Webb, Sept. 17, 2011
Career: 1 - 2 times (last: vs. Gardner-Webb, Sept. 17, 2011)

Yards

Season: 15 - vs. Gardner-Webb, Sept. 17, 2011
Career: 15 - vs. Gardner-Webb, Sept. 17, 2011

Touchdowns

Season: 0
Career: 0

Long

Season: 0
Career: 15 - vs. Gardner-Webb, Sept. 17, 2011

LOVELL JACKSON

KICK RETURNS

Kick Returns

Season: 7 - at North Carolina, Oct. 29, 2011
Career: 7 - at North Carolina, Oct. 29, 2011

Yards

Season: 114 - vs. Notre Dame, Nov. 5, 2011
Career: 114 - vs. Notre Dame, Nov. 5, 2011

Touchdowns

Season: 0
Career: 0

Long

Season: 65 yds - vs. Gardner-Webb, Sept. 17, 2011
Career: 80 yds - vs. NC State, Oct. 3, 2009

PUNT RETURNS

Punt Returns

Season: 2 - 2 times (last: vs. Virginia Tech, Oct. 15, 2011)
Career: 2 - 2 times (last: vs. Virginia Tech, Oct. 15, 2011)

Yards

Season: 21 - vs. Gardner-Webb, Sept. 17, 2011
Career: 21 - vs. Gardner-Webb, Sept. 17, 2011

Touchdowns

Season: 0
Career: 0

Long

Season: 15 yds - vs. Gardner-Webb, Sept. 17, 2011
Career: 15 yds - vs. Gardner-Webb, Sept. 17, 2011

JIMMY NEWMAN

FIELD GOALS

Field Goal Attempts

Season: 4 - at Syracuse, Sept. 1, 2011
Career: 4 - 3 times (at Syracuse, Sept. 1, 2011)

Field Goals Made

Season: 3 - at Syracuse, Sept. 1, 2011
Career: 3 - 2 times (last: at Syracuse, Sept. 1, 2011)

Field Goal Long

Season: 46 - vs. Notre Dame, Nov. 5, 2011
Career: 48 - at Stanford, Sept. 18, 2010

PATs

Season: 6 - vs. Gardner-Webb, Sept. 17, 2011
Career: 6 - 4 times (last: vs. Gardner-Webb, Sept. 17, 2011)

MERRILL NOEL

KICK RETURNS

Kick Returns

Season: 5 - at Clemson, Nov. 12, 2011
Career: 5 - at Clemson, Nov. 12, 2011

Yards

Season: 70 - vs. NC State, Sept. 10, 2011
Career: 70 - vs. NC State, Sept. 10, 2011

Touchdowns

Season: 0
Career: 0

Long

Season: 48 yds - vs. NC State, Sept. 10, 2011
Career: 48 yds - vs. NC State, Sept. 10, 2011

ALEX WULFECK

PUNTING

Punts

Season: 7 - 3 times (last: at Duke, Oct. 22, 2011)
Career: 7 - 3 times (last: at Duke, Oct. 22, 2011)

Yards

Season: 301 - vs. Virginia Tech, Oct. 15, 2011
Career: 301 - vs. Virginia Tech, Oct. 15, 2011

Long

Season: 59 yds - at North Carolina, Oct. 29, 2011
Career: 59 yds - at North Carolina, Oct. 29, 2011

2011 DEMON DEACON FOOTBALL

GAME #12 ♦ WAKE FOREST vs. VANDERBILT ♦ NOV. 26, 2011 ♦ BB&T FIELD

INDIVIDUAL SEASON & CAREER HIGHS

DEFENSE

ZACHARY ALLEN

TACKLES

Season: 4 - at Boston College, Oct. 1, 2011
Career: 4 - at Boston College, Oct. 1, 2011

SCOTT BETROS

TACKLES

Season: 9 - at Syracuse, Sept. 1, 2011
Career: 9 - at Syracuse, Sept. 1, 2011

JOSH BUSH

TACKLES

Season: 8 - 2 times (last: at Clemson, Nov. 12, 2011)
Career: 8 - 2 times (last: at Clemson, Nov. 12, 2011)

TACKLES FOR LOSS

Season: 1 - 2 times (last: vs. Maryland, Nov. 19, 2011)
Career: 2 - vs. Duke, Sept. 11, 2010

INTERCEPTIONS

Season: 2 - vs. Notre Dame, Nov. 5, 2011
Career: 2 - vs. Notre Dame, Nov. 5, 2011

TRISTAN DORTY

TACKLES

Season: 6 - vs. Notre Dame, Nov. 5, 2011
Career: 10 - at Navy, Oct. 24, 2009

TACKLES FOR LOSS

Season: 0.5 - 2 times (last: vs. Maryland, Nov. 19, 2011)
Career: 2 - vs. Maryland, Oct. 10, 2009

SACKS

Season: 0
Career: 2 - vs. Maryland, Oct. 10, 2009

JOEY EHRMANN

TACKLES

Season: 7 - 2 times (last: vs. Notre Dame, Nov. 5, 2011)
Career: 7 - 3 times (last: vs. Notre Dame, Nov. 5, 2011)

TACKLES FOR LOSS

Season: 1 - 2 times (last: at Boston College, Oct. 1, 2011)
Career: 2.5 - vs. Miami, Oct. 31, 2009

SACKS

Season: 0
Career: 2.5 - vs. Miami, Oct. 31, 2009

DERRICUS ELLIS

TACKLES

Season: 3 - vs. NC State, Sept. 10, 2011
Career: 3 - vs. NC State, Sept. 10, 2011

JOHN GALLAGHER

TACKLES

Season: 0
Career: 5 - at Maryland, Oct. 30, 2010

JASON GREEN

TACKLES

Season: 2 - at Boston College, Oct. 1, 2011
Career: 2 - at Boston College, Oct. 1, 2011

RILEY HAYNES

TACKLES

Season: 10 - vs. NC State, Sept. 10, 2011
Career: 10 - vs. NC State, Sept. 10, 2011

TACKLES FOR LOSS

Season: 2 - at North Carolina, Oct. 29, 2011
Career: 2 - at North Carolina, Oct. 29, 2011

JUSTIN JACKSON

TACKLES

Season: 8 - vs. Notre Dame, Nov. 5, 2011
Career: 8 - vs. Notre Dame, Nov. 5, 2011

KYLE JARRETT

TACKLES

Season: 0
Career: 8 - at Virginia Tech, Oct. 16, 2010

TACKLES FOR LOSS

Season: 0
Career: 2 - at Clemson, Oct. 17, 2009

SACKS

Season: 0
Career: 2 - at Clemson, Oct. 17, 2009

DURAN LOWE

TACKLES

Season: 5 - vs. Gardner-Webb, Sept. 17, 2011
Career: 6 - 2 times (last at NC State, Nov. 13, 2010)

DANIEL MACK

TACKLES

Season: 4 - at Boston College, Oct. 1, 2011
Career: 8 - 2 times (last at Vanderbilt, Nov. 27, 2010)

A.J. MARSHALL

TACKLES

Season: 10 - at Duke, Oct. 22, 2011
Career: 10 - at Duke, Oct. 22, 2011

MERRILL NOEL

TACKLES

Season: 8 - vs. Florida State, Oct. 8, 2011
Career: 8 - vs. Florida State, Oct. 8, 2011

KENNY OKORO

TACKLES

Season: 6 - vs. Maryland, Nov. 19, 2011
Career: 9 - at Maryland, Oct. 30, 2010

MIKE OLSON

TACKLES

Season: 8 - vs. Notre Dame, Nov. 5, 2011
Career: 8 - vs. Notre Dame, Nov. 5, 2011

TACKLES FOR LOSS

Season: 2 - vs. Gardner-Webb, Sept. 17, 2011
Career: 2 - 2 times (last: vs. Gardner-Webb, Sept. 17, 2011)

SACKS

Season: 0
Career: 2 - at Vanderbilt, Nov. 27, 2010

GEO LO ORANGE

TACKLES

Season: 4 - vs. Gardner-Webb, Sept. 17, 2011
Career: 9 - vs. Navy, Oct. 9, 2010

TACKLES FOR LOSS

Season: 1.5 - at Duke, Oct. 22, 2011
Career: 2 - vs. Navy, Oct. 9, 2010

CYHL QUARLES

TACKLES

Season: 12 - 2 times (vs. Virginia Tech, Oct. 15, 2011)
Career: 12 - 2 times (vs. Virginia Tech, Oct. 15, 2011)

KRIS REDDING

TACKLES

Season: 2 - vs. Gardner-Webb, Sept. 17, 2011
Career: 2 - 2 times (last: vs. Gardner-Webb, Sept. 17, 2011)

FRANK SOUZA

TACKLES

Season: 3 - at North Carolina, Oct. 29, 2011
Career: 4 - at Maryland, Oct. 30, 2010

DOMINIQUE TATE

TACKLES

Season: 2 - at Syracuse, Sept. 1, 2011
Career: 4 - vs. Florida State, Nov. 14, 2009

ZACH THOMPSON

TACKLES

Season: 6 - vs. Notre Dame, Nov. 5, 2011
Career: 6 - vs. Notre Dame, Nov. 5, 2011

NIKITA WHITLOCK

TACKLES

Season: 7 - 3 times (last: at Duke, Oct. 22, 2011)
Career: 10 - vs. Georgia Tech, Oct. 2, 2010

TACKLES FOR LOSS

Season: 3 - at North Carolina, Oct. 29, 2011
Career: 3 - at North Carolina, Oct. 29, 2011

KYLE WILBER

TACKLES

Season: 13 - at Clemson, Nov. 12, 2011
Career: 13 - at Clemson, Nov. 12, 2011

TACKLES FOR LOSS

Season: 2 - at Boston College, Oct. 1, 2011
Career: 5 - vs. Presbyterian, Sept. 2, 2010

SACKS

Season: 1 - 3 times (last: vs. Florida State, Oct. 8, 2011)
Career: 3 - vs. Presbyterian, Sept. 2, 2010

2011 DEMON DEACON FOOTBALL

GAME #12 ♦ WAKE FOREST vs. VANDERBILT ♦ NOV. 26, 2011 ♦ BB&T FIELD

THE LAST TIME...

A kickoff was returned for a touchdown:

WAKE: Kevin Marion vs. UNC, Oct. 27, 2007 (98 yds)
OPP: C.J. Spiller, at Clemson, Nov. 10, 2007 (90 yds)

A punt was returned for a touchdown:

WAKE: Michael Campanaro, at Clemson, Nov. 12, 2011 (50 yds)
OPP: Greg Reid, Florida State, Nov. 14, 2009 (68 yds)

An interception was returned for a touchdown:

WAKE: Alex Frye vs. Presbyterian, Sept. 2, 2010 (44 yds)
OPP: Ryan Donohue, Maryland, Oct. 30, 2010 (25 yds)

A fumble was recovered for a touchdown:

WAKE: Chris Givens, vs. Duke, Sept. 11, 2010 (18 yds)
OPP: Rashawn King, vs. Navy, Dec. 20, 2008 (50 yds)

A safety was recorded:

WAKE: vs. Florida State, Oct. 8, 2011
OPP: Gardner-Webb, Sept. 17, 2011

A shutout was recorded:

WAKE: Wake Forest 30, Florida State 0, Nov. 11, 2006
OPP: Florida State 31, Wake Forest 0, Sept. 25, 2010

A tie game was played:

WAKE: Wake Forest 17, Rice 17, Sept. 30, 1989

An overtime game was played:

WAKE: Sept. 1, 2011 at Syracuse (Syracuse 36, Wake Forest 29, 1 OT)

A run went for 50+ yards:

WAKE: Josh Harris, vs. Florida State, Oct. 8, 2011 (57 yds)
OPP: Giovani Bernard, vs. UNC, Oct. 29, 2011 (54 yds)

A pass reception went for 50+ yards:

WAKE: Tanner Price to Chris Givens, vs. Maryland, Nov. 19, 2011 (64 yds)
OPP: Mike Glennon to T.J. Graham, vs. NC State, Sept. 10, 2011 (63 yds)

An individual rushed for 100+ yards in a game:

WAKE: Brandon Pendergrass, vs. Maryland, Nov. 19, 2011 (125 yds)
OPP: C.J. Brown, vs. Maryland, Nov. 19, 2011 (110 yds)

An individual rushed for 200+ yards in a game:

WAKE: Josh Harris, at Virginia Tech, Oct. 16, 2010 (241 yds)
OPP: Ronnie McGill, at UNC, Nov. 8, 2003 (244 yds)

Two teammates each rushed for 100+ yards in a game:

WAKE: vs. East Carolina (Chris Barclay 210, Micah Andrews 142), Sept. 17, 2005
OPP: at Maryland (Harold Wesley 120, Buddy Rogers 106), Oct. 19, 1996

An individual passed for 300+ yards in a game:

WAKE: Tanner Price, vs. Maryland, Nov. 19, 2011 (320 yds)
OPP: Tajh Boyd, at Clemson, Nov. 12, 2011 (343 yds)

An individual passed for 400+ yards in a game:

WAKE: Brian Kuklick vs. NC State, Nov. 7, 1998 (411 yds)
OPP: Matt Ryan, Boston College, Sept. 1, 2007 (408 yds)

An individual completed 20+ passes in a game:

WAKE: Tanner Price, vs. Maryland, Nov. 19, 2011 (20)
OPP: C.J. Brown, vs. Maryland, Nov. 19, 2011 (20)

An individual completed 30+ passes in a game:

WAKE: Tanner Price, vs. Navy, Oct. 9, 2010 (37)
OPP: Matt Ryan, Boston College, Sept. 1, 2007 (32)

An individual completed 40+ passes in a game:

WAKE: Rusty LaRue vs. NC State, Nov. 18, 1995 (50)
OPP: Matt Ryan, Boston College, Nov. 4, 2006 (40)

An individual made 8+ receptions in a game:

WAKE: Chris Givens, vs. Maryland, Nov. 19, 2011 (8)
OPP: Kevin Dorsey, vs. Maryland, Nov. 19, 2011 (8)

An individual had 100+ receiving yards in a game:

WAKE: Chris Givens, vs. Maryland, Nov. 19, 2011 (191)
OPP: Dwight Jones, vs. UNC, Oct. 29, 2011 (138 yds)

An individual had 200+ receiving yards in a game:

WAKE: John Henry Mills at Duke, Nov. 30, 1990, (230 yds)
OPP: Eddie Goines, NC State, Sept. 11, 1993 (207 yds)

An individual scored three touchdowns in a game:

WAKE: Chris Barclay vs. East Carolina, Sept. 17, 2005 (4)
OPP: Montel Harris, Boston College, Nov. 6, 2010 (3)

An individual scored four touchdowns in a game:

WAKE: Chris Barclay vs. East Carolina, Sept. 17, 2005 (4)
OPP: C. Brockington, Connecticut, Nov. 15, 2003 (4)

A 50-yard field goal was kicked:

WAKE: Sam Swank at Clemson, Nov. 10, 2007 (52 yds)
OPP: Nate Freese, at Boston College, Oct. 1, 2011 (52 yds)

A team rushed for 200+ yards in a game:

WAKE: at Vanderbilt, Nov. 27, 2010 (226 yds)
OPP: vs. Maryland, Nov. 19, 2011 (229 yds)

A team rushed for 300+ yards in a game:

WAKE: vs. Presbyterian, Sept. 2, 2010 (415 yds)
OPP: at Stanford, Sept. 18, 2010 (303 yds)

A team rushed for 400+ yards in a game:

WAKE: vs. Presbyterian, Sept. 2, 2010 (415 yds)
OPP: at Georgia Tech, Nov. 7, 2009 (412 yds)

A team rushed for 500+ yards in a game:

WAKE: vs. Tulsa, Oct. 16, 1971 (528 yds)
OPP: at Clemson, Oct. 31, 1981 (536 yds)

A team rushed for less than 100 yards in a game:

WAKE: at Duke, Oct. 22, 2011 (90 yds)
OPP: vs. Gardner-Webb, Sept. 17, 2011 (22 yds)

A team passed for 300+ yards in a game:

WAKE: vs. Maryland, Nov. 19, 2011 (320 yds)
OPP: at Clemson, Nov. 12, 2011 (343 yds)

A team passed for 400+ yards in a game:

WAKE: vs. Miami, Oct. 31, 2009 (408 yds)
OPP: Boston College, Sept. 1, 2007 (408 yds)

A team passed for less than 100 yards in a game:

WAKE: at Vanderbilt, Nov. 27, 2010 (73 yds)
OPP: vs. Navy, Oct. 9, 2010 (94 yds)

A team had 500 yards in total offense:

WAKE: vs. Maryland, Nov. 19, 2011 (514)
OPP: at Clemson, Nov. 12, 2011 (522)

A team had 600 yards in total offense:

WAKE: vs. North Carolina, Oct. 26, 1968 (632 yds)
OPP: at Virginia Tech, Oct. 16, 2010 (605 yds)

A team had 700 yards in total offense:

WAKE: Never
OPP: at Florida State, Oct. 14, 1995 (749 yds)

A team had less than 300 yards in total offense:

WAKE: vs. Notre Dame, Nov. 5, 2011 (297 yds)
OPP: vs. Gardner-Webb, Sept. 17, 2011 (139 yds)

A team had less than 200 yards in total offense:

WAKE: at NC State, Nov. 13, 2010 (188 yds)
OPP: vs. Gardner-Webb, Sept. 17, 2011 (139 yds)

An individual kicked three field goals:

WAKE: Jimmy Newman at Syracuse, Sept. 1, 2011 (3)
OPP: Will Snyderwine, at Duke, Oct. 22, 2011 (3)

An individual had 2+ interceptions:

WAKE: Josh Bush, vs. Notre Dame, Nov. 5, 2011 (2)
OPP: W. Braxton, Navy, Nov. 23, 2002 (2)

A field goal was blocked:

WAKE: Kyle Wilber at Syracuse, Sept. 1, 2011
OPP: vs. Duke, Oct. 30, 2004

A punt was blocked:

WAKE: Justin Jackson, vs. UNC, Oct. 29, 2011
OPP: Jeremiah Wilson, vs. Maryland, Nov. 19, 2011

A PAT was blocked:

WAKE: Kevin Smith, vs. Boston College, Nov. 6, 2010
OPP: Jacobbi McDaniel, vs. Florida St., Oct. 8, 2011

A team scored a defensive PAT:

WAKE: vs. Presbyterian, Sept. 2, 2010
OPP: at North Carolina, Nov. 8, 2003

Multiple blocked kicks in the same game:

WAKE: C.J. Washington and Chris Givens both blocked punts at Vanderbilt, Nov. 27, 2010
OPP: at Maryland, two punts blocked, Oct. 30, 2010

A team did not punt in a game:

WAKE: Not since 1946
OPP: at Clemson, Oct. 31, 1981

A player scored a touchdown on his birthday:

WAKE: Josh Adams vs. Maryland, Sept. 22, 2007

2011 DEMON DEACON FOOTBALL

GAME #12 ♦ WAKE FOREST vs. VANDERBILT ♦ NOV. 26, 2011 ♦ BB&T FIELD

2011 OPPONENTS' SCHEDULES & RESULTS

SYRACUSE ORANGE (5-5, 1-4 BIG EAST)

Sept. 1	WAKE FOREST	W, 36-29 (OT)
Sept. 10	RHODE ISLAND	W, 21-14
Sept. 17	at Southern Cal	L, 17-38
Sept. 24	TOLEDO	W, 33-30 (OT)
Oct. 1	RUTGERS	L, 16-19 (2OT)
Oct. 8	at Tulane	W, 37-34
Oct. 21	WEST VIRGINIA	W, 49-23
Oct. 29	at Louisville	L, 10-27
Nov. 5	at Connecticut	L, 21-28
Nov. 11	SOUTH FLORIDA	L, 17-37
Nov. 26	CINCINNATI	12:00
Dec. 3	at Pittsburgh	12:00

NC STATE WOLFPACK (6-5, 3-4 ACC)

Sept. 3	LIBERTY	W, 43-21
Sept. 10	at Wake Forest	L, 27-34
Sept. 17	SOUTH ALABAMA	W, 35-13
Sept. 22	at Cincinnati	L, 14-44
Oct. 1	GEORGIA TECH	L, 35-45
Oct. 8	CENTRAL MICHIGAN	W, 38-24
Oct. 22	at Virginia	W, 28-14
Oct. 29	at Florida State	L, 0-34
Nov. 5	NORTH CAROLINA	W, 13-0
Nov. 12	at Boston College	L, 10-14
Nov. 19	CLEMSON	W, 37-13
Nov. 26	MARYLAND	12:30

GARDNER-WEBB RUNNIN' BULLDOGS (4-7, 2-4 BIG SOUTH)

Sept. 3	BREVARD	W, 34-17
Sept. 10	at Ohio	L, 3-30
Sept. 17	at Wake Forest	L, 5-48
Oct. 1	at Samford	L, 14-41
Oct. 8	LIBERTY	L, 3-35
Oct. 15	at Presbyterian	L, 14-28
Oct. 22	at Coastal Carolina	W, 26-24
Oct. 29	CHARLESTON SO.	W, 14-7
Nov. 3	VIRGINIA STATE	W, 34-13
Nov. 12	STONY BROOK	L, 28-76
Nov. 19	at VMI	L, 24-31

BOSTON COLLEGE EAGLES (3-8, 2-5 ACC)

Sept. 3	NORTHWESTERN	L, 17-24
Sept. 10	at Central Florida	L, 3-30
Sept. 17	DUKE	L, 19-20
Sept. 24	MASSACHUSETTS	W, 45-17
Oct. 1	WAKE FOREST	L, 19-27
Oct. 8	at Clemson	L, 14-36
Oct. 22	at Virginia Tech	L, 30-14
Oct. 29	at Maryland	W, 28-17
Nov. 3	FLORIDA STATE	L, 7-38
Nov. 12	NC STATE	W, 14-10
Nov. 19	at Notre Dame	L, 14-16
Nov. 25	at Miami	3:30

FLORIDA STATE SEMINOLES (7-4, 5-3 ACC)

Sept. 3	LOUISIANA-MONROE	W, 34-0
Sept. 10	CHARLESTON SOUTHERN	W, 62-10
Sept. 17	OKLAHOMA	L, 13-23
Sept. 24	at Clemson	L, 30-35
Oct. 8	at Wake Forest	L, 30-35
Oct. 15	at Duke	W, 41-16
Oct. 22	MARYLAND	W, 41-16
Oct. 29	NC STATE	W, 34-0
Nov. 3	at Boston College	W, 38-7
Nov. 12	MIAMI	W, 23-19
Nov. 19	VIRGINIA	L, 13-14
Nov. 26	at Florida	7:00

VIRGINIA TECH HOKIES (10-1, 6-1 ACC)

Sept. 3	APPALACHIAN STATE	W, 66-13
Sept. 10	at East Carolina	W, 17-10
Sept. 17	ARKANSAS STATE	W, 26-7
Sept. 24	at Marshall	W, 30-10
Oct. 1	CLEMSON	L, 3-23
Oct. 8	MIAMI	W, 38-35
Oct. 15	at Wake Forest	W, 38-17
Oct. 22	BOSTON COLLEGE	W, 30-14
Oct. 29	at Duke	W, 14-10
Nov. 10	at Georgia Tech	W, 37-26
Nov. 17	NORTH CAROLINA	W, 24-21
Nov. 26	at Virginia	3:30

DUKE BLUE DEVILS (3-8, 1-6 ACC)

Sept. 3	RICHMOND	L, 21-23
Sept. 10	STANFORD	L, 14-44
Sept. 17	at Boston College	W, 20-19
Sept. 24	TULANE	W, 48-27
Oct. 1	at Florida International	W, 31-27
Oct. 15	FLORIDA STATE	L, 16-41
Oct. 22	WAKE FOREST	L, 23-24
Oct. 29	VIRGINIA TECH	L, 10-14
Nov. 5	at Miami	L, 14-49
Nov. 12	at Virginia	L, 21-31
Nov. 19	GEORGIA TECH	L, 31-38
Nov. 26	at North Carolina	3:30

NORTH CAROLINA TAR HEELS (6-5, 2-5 ACC)

Sept. 3	JAMES MADISON	W, 42-10
Sept. 10	RUTGERS	W, 24-22
Sept. 17	VIRGINIA	W, 28-17
Sept. 24	at Georgia Tech	L, 28-35
Oct. 1	at East Carolina	W, 35-20
Oct. 8	LOUISVILLE	W, 14-7
Oct. 15	MIAMI	L, 24-30
Oct. 22	at Clemson	L, 38-59
Oct. 29	WAKE FOREST	W, 49-24
Nov. 5	at NC State	L, 0-13
Nov. 17	at Virginia Tech	L, 21-24
Nov. 26	DUKE	3:30

NOTRE DAME FIGHTING IRISH (8-3)

Sept. 3	SOUTH FLORIDA	L, 20-23
Sept. 10	at Michigan	L, 31-35
Sept. 17	MICHIGAN STATE	W, 31-13
Sept. 24	at Pittsburgh	W, 15-12
Oct. 1	at Purdue	W, 38-10
Oct. 8	AIR FORCE	W, 59-33
Oct. 22	SOUTHERN CAL	L, 17-31
Oct. 29	NAVY	W, 56-14
Nov. 5	at Wake Forest	W, 24-17
Nov. 12	vs. Maryland	W, 45-21
Nov. 19	BOSTON COLLEGE	W, 16-14
Nov. 26	at Stanford	5:00

CLEMSON TIGERS (9-2, 6-2 ACC)

Sept. 3	TROY	W, 43-19
Sept. 10	WOFFORD	W, 35-27
Sept. 17	AUBURN	W, 38-24
Sept. 24	FLORIDA STATE	W, 35-30
Oct. 1	at Virginia Tech	W, 23-3
Oct. 8	BOSTON COLLEGE	W, 36-14
Oct. 15	at Maryland	W, 56-45
Oct. 22	NORTH CAROLINA	W, 59-38
Oct. 29	at Georgia Tech	L, 17-31
Nov. 12	WAKE FOREST	W, 31-28
Nov. 19	at NC State	L, 13-37
Nov. 26	at South Carolina	7:45

MARYLAND TERRAPINS (2-9, 1-6 ACC)

Sept. 5	MIAMI	W, 32-24
Sept. 17	WEST VIRGINIA	L, 31-37
Sept. 24	TEMPLE	L, 7-38
Oct. 1	TOWSON	W, 28-3
Oct. 8	at Georgia Tech	L, 16-21
Oct. 15	CLEMSON	L, 45-56
Oct. 22	at Florida State	L, 16-41
Oct. 29	BOSTON COLLEGE	L, 17-28
Nov. 5	VIRGINIA	L, 13-31
Nov. 12	vs. Notre Dame	L, 21-45
Nov. 19	at Wake Forest	L, 10-31
Nov. 26	at NC State	12:30

VANDERBILT COMMODORES (5-6, 2-6 SEC)

Sept. 3	ELON	W, 45-14
Sept. 10	CONNECTICUT	W, 24-21
Sept. 17	OLE MISS	W, 30-7
Sept. 24	at South Carolina	L, 3-21
Oct. 8	at Alabama	L, 0-34
Oct. 15	GEORGIA	L, 28-33
Oct. 22	ARMY	W, 44-21
Oct. 29	ARKANSAS	L, 28-31
Nov. 5	at Florida	L, 21-26
Nov. 12	KENTUCKY	12:21
Nov. 19	at Tennessee	L, 21-27 (OT)
Nov. 26	at Wake Forest	3:30