



VANDERBILT FOOTBALL

GAME NOTES

Kyle Parkinson (kyle.parkinson@vanderbilt.edu) | Larry Leathers (larry.leathers@vanderbilt.edu)

GAME 12



VANDERBILT at TENNESSEE

Saturday, Nov. 25, 2017 ★ 3 p.m. CT ★ Knoxville, Tenn. ★ Neyland Stadium

COMMODORES

Overall: 4-7

SEC: 0-7

Head Coach:

Derek Mason (4th season)
Record at VU: 17-31 (.354)
Career record: 17-31 (.354)

VOLUNTEERS

Overall: 4-7

SEC: 0-7

Head Coach:

Brady Hoke (1st season)
Record at UT: 0-1 (.000)
Career record: 78-71 (.524)



QUICK COMPARISON

VU	PPG	UT
23.0	PPG	19.5
188	1st DOWNS	182
94.5	RUSH	123.1
240.0	PASS	172.8
334.5	OFFENSE	295.9
39%	3rd DOWNS	31%
211.5	OPP. RUSH	251.7
195.6	OPP. PASS	150.6
407.2	OPP. OFFENSE	402.4
38%	OPP. 3rd DOWNS	42%



OPENING KICK

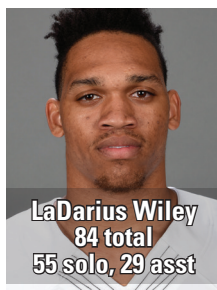
- ★ Vanderbilt travels to Tennessee for the regular season finale in the Commodores' oldest rivalry with the series beginning in 1892.
- ★ The Commodores have won three of the last five games against Tennessee, winning last season and back-to-back games in 2012-13.
- ★ Vanderbilt's passing game is averaging over 300 yards per game over the team's last four games and enters the weekend as the third-best passing attack in the SEC.
- ★ RB Ralph Webb moved into ninth on the SEC's all-time rushing list last week and is just the ninth player in league history to reach 4,000 rushing yards. He needs 41 yards to move up to seventh on the list.
- ★ QB Kyle Shurmur matched Whit Taylor's single-season school record set in 1982 with his 22nd touchdown pass last week. Shurmur's next TD pass will set a new Vanderbilt single-season record.

A Vanderbilt victory would...

- ★ Be the team's fourth win over Tennessee in the last six meetings.
- ★ Be the squad's first SEC win of the year.
- ★ Snap a two-game losing streak.

VANDERBILT STAT LEADERS

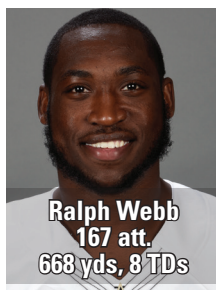
TACKLES



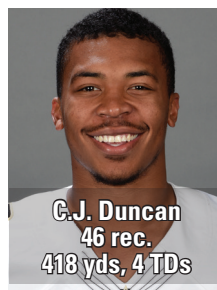
PASSING



RUSHING



RECEIVING



SEC NETWORK

PBP: Dave Neal
Analyst: Matt Stinchcomb
Reporter: Dawn Davenport

VANDERBILT IMG NETWORK

Flagship: WLAC 1510-AM/98.3 FM
Voice of the Commodores: Joe Fisher
Analyst: Norman Jordan
Sideline: Mitch Light
Sirius: N/A | XM: N/A



@Middle TN
Sept. 2
Win
28-6

Ala. A&M
Sept. 9
Win
42-0

Kansas St.
Sept. 16
Win
14-7

Alabama
Sept. 23
Loss
59-0

@Florida
Sept. 30
Loss
38-24

Georgia
Oct. 7
Loss
45-14

@Ole Miss
Oct. 14
Loss
57-35

@S. Carolina
Oct. 28
Loss
34-27

WKU
Nov. 4
Win
31-17

Kentucky
Nov. 11
Loss
44-21

Missouri
Nov. 18
Loss
45-17

@Tennessee
Nov. 25
3 p.m.
SECN



VANDERBILT FOOTBALL MEDIA SERVICES



SUNDAY

OFF

DAY

MONDAY

MORNING PRACTICE

NO MEDIA AVAILABILITY

TUESDAY

PRESS CONFERENCE

COACH MASON
12:15 p.m.
STUDENT-ATHLETES
12:35 p.m.

WEDNESDAY

SEC COACHES TELECONFERENCE

COACH MASON
10:30-10:40 a.m.

THURSDAY

MORNING PRACTICE

NO MEDIA AVAILABILITY

FRIDAY

MORNING PRACTICE

NO MEDIA AVAILABILITY

SATURDAY

at TENNESSEE
3 p.m. CT
SECN

VANDERBILT POST-GAME INTERVIEWS

Coach Mason's post-game press conferences are held after he addresses the team. Only properly credentialed media will be allowed into the Vanderbilt press conference room at Vanderbilt Stadium and away games.

Mason's remarks will be held in the team's press conference area. The press conference area at Vanderbilt Stadium is located in the south end zone tunnel near the team's locker room.

The Vanderbilt locker room is closed. Up to six student-athletes will be made available for post-game interviews. These interviews will be conducted in the same press conference room as Coach Mason's remarks. The players are available at the conclusion of Mason's conference.

GAME WEEK INTERVIEW POLICY

All interview requests for Coach Mason and Vanderbilt student-athletes **MUST** go through Kyle Parkinson or Larry Leathers prior to the interview. Offensive coordinator Andy Ludwig will be available to media members at the conclusion of practice on Thursday morning. Student-athletes and other assistant coaches will also be available to media after Thursday practices.

Practice sessions are closed to the media.

COACH MASON'S RADIO SHOW WEDNESDAY

The Vanderbilt Coaches Show with Coach Mason, a weekly feature of Nashville flagships NewsRadio 1510 WLAC, is scheduled on Wednesdays. The show starts at 7 p.m. with Coach Mason and the Voice of the Commodores Joe Fisher.

CREDENTIALS

Media seeking credentials should visit sportssystem.com/vanderbilt. Media will call is located at Gate 1 of Vanderbilt Stadium.

WEEKLY PRESS CONFERENCE ON TUESDAYS

Coach Mason will participate in a press conference for local media on Tuesdays at 12:15 p.m. It is held in the team's post-game press conference room in the south end zone of Vanderbilt Stadium.

Interviews with selected student-athletes will follow Mason's remarks. The press event is available on SEC Network+ and archived at vucommidores.com.

SEC COACHES TELECONFERENCE: WEDNESDAY 10:30 A.M.

Coach Mason is available each Wednesday morning to media outlets as part of the Southeastern Conference Coaches' Teleconference. Mason's 10-minute segment starts at 10:30 a.m. CT. To participate, call the SEC Office at (205) 458-3010.

COACH'S SHOW ON FACEBOOK

New in 2017, The Coach's Show with Derek Mason will be available on Facebook each Friday afternoon of game weeks.

The new show will feature interviews and stories with Coach Mason, assistant coaches and student-athletes while being hosted by the Voice of the Commodores Joe Fisher.

ON THE INTERNET

Vanderbilt's website - vucommidores.com - hosts stories from former Sports Illustrated writer Zac Ellis along with stats, notes and videos.

GAME DAY AT VANDERBILT STADIUM

The press box at Vanderbilt Stadium opens 2.5 hours before kickoff unless otherwise noted. The press box will close approximately three hours after the conclusion of the game.

Game notes and depth charts for both teams will be available in the press box and online at vucommidores.com/FootballGameNotes.

Wireless internet is available in the press box along with live stats via statbroadcast.com.



@vucommidores



/vucommidores



vandyathletics



/vanderbiltathletics

VANDERBILT ATHLETIC COMMUNICATIONS

OFFICE: 615.322.4121

VUCOMMIDORES.COM

Kyle Parkinson (Football)

Asst. AD/Communications
Office: 615.343.0020
kyle.parkinson@vanderbilt.edu

Catherine Hilley (Social Media/W. Tennis)

Social Media Coordinator
Office: 615.343.0019
catherine.hilley@vanderbilt.edu

Robynn Candish

Administrative Assistant
Office: 615.322.4121
robynn.candish@vanderbilt.edu

Larry Leathers (Football/W. Golf)

Asst. Director of Communications
Cell: 615.480.8226
larry.leathers@vanderbilt.edu

Zac Ellis (vucommidores.com)

Writer/Digital Media Editor
Office: 615.322.1012
zac.ellis@vanderbilt.edu

Jess Poole (WBB/XC/Football)

Asst. Director of Communications
Office: 615.343.5823
jessica.e.poole@vanderbilt.edu

Jay Kafer (Track & Field/M. Tennis)

Communications Assistant
Office: 615.343.4121
jay.kafer@vanderbilt.edu

Andy Boggs (MBB/M. Golf)

Asst. Director of Communications
Office: 615.343.1847
andy.boggs@vanderbilt.edu

Matt Paras (Soccer/Lacrosse)

Communications Assistant
Office: 615.343.4121
matt.paras@vanderbilt.edu



VANDERBILT VS. TENNESSEE BREAKDOWN



CATEGORY	VANDERBILT	TENNESSEE	CATEGORY	VANDERBILT	TENNESSEE
Overall	4-7	4-7	Kick Returns: #-Yards	29-629	30-646
SEC	0-7	0-7	Punt Returns: #-Yards	14-111	14-112
Streak	L2	L2	INT Returns: #-Yards	6-63 (10)	5-186 (14)
Scoring	253	214	Kick Return Average	21.7 (8)	21.5 (9)
Points per Game	23.0 (12)	19.5 (14)	Punt Return Average	7.9 (10)	8.0 (9)
First Downs	188 (12)	182 (13)	INT Return Average	10.5	37.2
Rushing	52	74	Fumbles-Lost	15-4	16-8
Passing	122	86	Fumbles Recovered	12-2	19-10
Penalty	14	22	Penalties-Yards	61-541	62-470
Rushing Yards	1040	1354	Average per Game	49.2 (9)	42.7 (6)
Yards Gained	1246	1689	Punts-Yards	65-2587	67-3123
Yards Lost	206	335	Average per Punt	39.8	46.6
Attempts	305	392	Net Punt Average	36.1 (13)	42.0 (4)
Average per Rush	3.4	3.5	Time of Possession/Game	28:34 (12)	28:49 (11)
Average per Game	94.5 (14)	123.1 (13)	3rd Down Conversions	59/153	48/155
TDs	12	13	3rd Down Pct.	39% (11)	31% (14)
Passing Yards	2640	1901	4th Down Conversions	8/17	3/10
Comp-Att-INT	212-372-10	166-297-9	4th Down Pct.	47% (T7)	30% (13)
Average per Pass	7.1	6.4	Sacks By-Yards	24-162 (9)	21-120 (T12)
Average per Catch	12.5	11.5	Sacks Allowed-Yards	18-115 (4)	32-223 (T12)
Average per Game	240.0 (3)	172.8 (12)	Touchdowns Scored	35	25
TDs Passing	23	9	Field Goals-Attempts	3-7	13-20
Total Offense	3680	3255	Redzone Scores	26-31 (12)	25-32 (14)
Total Plays	677	689	Redzone Touchdowns	25-31	16-32
Average per Play	5.4	4.7			
Average per Game	334.5 (13)	295.9 (14)			

The Tennessee Series

All-Time vs. Tennessee: 31-75-5

First meeting: 1892 in Knoxville, W 12-0

Last meeting: 2016 in Nashville, W 45-34

In Nashville: 20-36-4

In Knoxville: 11-39-1

Streak: W1

Last 10 meetings (3-7)

2016 - Nashville, W 45-34

2015 - Knoxville, L 53-28

2014 - Nashville, L 24-17

2013 - Knoxville, W 14-10

2012 - Nashville, W 41-18

2011 - Knoxville, L 27-21 (OT)

2010 - Nashville, L 24-10

2009 - Knoxville, L 31-16

2008 - Nashville, L 20-10

2007 - Knoxville, L 25-24

Last time vs. Tennessee

NASHVILLE (AP) - The Vanderbilt Commodores have a black bowling ball with a star "V" to celebrate earning a bowl berth on the field.

The bragging rights that go with a very big win over their in-state rival only makes the victory that much sweeter.

Kyle Shurmur threw for a career-high 416 yards, and Vanderbilt scored the final 21 points in an upset of No. 24 Tennessee 45-34 Saturday night that erased any doubts the Commodores belong in a bowl.

The Commodores (6-6, 3-5 Southeastern Conference) earned a bowl berth for the first time since 2013 thanks to their Academic Progress Rate (APR) score before kickoff. Then they went out and turned in the best offensive performance yet in picking up their sixth win this year and improving coach Derek Mason's best record in his third season.

TEAM	1	2	3	4	FINAL	RECORD
UT	14	17	3	0	34	8-4,4-4
VU	7	17	7	14	45	6-6,3-5

SCORING SUMMARY

1st: UT - Kamara 14-yd run (Medley kick), 5-56
 1:50. VANDY - McElwain 18-yd pass from Shurmur (Openshaw kick), 6-75 2:26. UT - Kamara 21-yd pass from Dobbs (Medley kick), 7-75 3:09.
2nd: UT - Kamara 1-yd run (Medley kick), 2-27
 0:23. VANDY - Dobbs 20-yd pass from Shurmur (Openshaw kick), 7-76 3:21. VANDY - Webb 9-yd run (Openshaw kick), 2-80 0:48. UT - Medley 41-yd field goal, 4-6 1:14. VANDY - Openshaw 31-yd field goal, 7-62 2:43 UT - Malone 27-yd pass from Dobbs (Medley kick), 7-72 2:52.
3rd: UT - Medley 25-yd field goal, 9-79 3:49. VANDY - Blasingame 12-yd run (Openshaw kick), 10-83 3:04.
4th: VANDY - Sims 3-yd run (Openshaw kick), 7-49 2:45. VANDY - Webb 28-yd run (Openshaw kick), 5-80 2:40.

STATISTICS

	UT	VU
FIRST DOWNS	27	27
RUSHES-YARDS (NET)	33-176	38-192
PASSING YDS (NET)	340	416
PASSES ATT-COMP-INT	34-31-0	35-21-1
TOTAL OFFENSE PLAYS-YARDS	67-516	73-608
KICKOFF RETURNS-YARDS	7-162	5-105
INTERCEPTION RETURNS-YARDS	1-0	0-0
PUNTS (NUMBER-AVG)	2-39.0	2-33.0
FUMBLES-LOST	3-2	0-0
PENALTIES-YARDS	4-35	4-30
POSSESSION TIME	28:29	31:31
THIRD-DOWN CONVERSIONS	5 of 11	8 of 14
FOURTH-DOWN CONVERSIONS	0 of 1	0 of 1
RED-ZONE SCORES-CHANCES	3-5	6-6
SACKS BY: NUMBER-YARDS	1-11	2-13

RUSHING: UT-Kamara, A. 10-69; Dobbs, J. 13-53; Kelly, J. 9-52; Jennings, J. 1-2. VANDY-Ralph Webb 21-114; Dallas Rivers 6-52; Darrius Sims 7-16; K. Blasingame 2-16; Sam Dobbs 1-5; Kyle Shurmur 1(-11).
PASSING: UT-Dobbs, J. 31-34-0-340. VANDY-Kyle Shurmur 21-34-1-416; Trent Sherfield 0-1-0-0.
RECEIVING: UT-Kamara, A. 8-72; Malone, J. 7-121; Croom, J. 7-38; Jennings, J. 4-75; Wolf, Et. 4-33; Kelly, J. 1-1. VANDY-Trent Sherfield 9-184; Caleb Scott 4-117; Jared Pinkney 2-42; Ralph Webb 2-21; Sam Dobbs 1-20; Bailey McElwain 1-18; C.J. Duncan 1-14; Darrius Sims 1-0.

Did You Know?

Knoxville hosted the World's Fair in 1982. The Sunsphere - the 266-foot steel tower with a five-story gold globe - was built for the World's Fair and still highlights the Knoxville skyline.



VANDERBILT (IN)DEPTH CHART: OFFENSE

Position	Player Info	2017	2016	2015	2014	Totals	REC	YDS	TD
WR	10 Trent Sherfield // 6-1, 205, Sr. Team-high 86 career receptions in 2016... Set school record with 240 yards receiving vs. Austin Peay 9/19/15... Expected to graduate in May with degree in medicine, health and society.	44	472	648	3	130	1788	7	
	9 Caleb Scott // 6-2, 202, Sr. Played in all 13 games, starting three in 2016... Son of former Commodore and NFL player Chuck Scott (1981-84)... Set to graduate in May with degree in medicine, health and society.	18	178	466	2	72	1061	4	
TE	83 Nathan Marcus // 6-5, 242, R-Sr. Started 12 of 13 games as a junior in 2016, catching a career-best 11 passes... Caught game-winning pass in win at WKU in 2016... Graduating with a degree in communication studies in December.	7	68	1	1	28	231	4	
	or 80 Jared Pinkney // 6-4, 255, R-So. Caught career-best 2 TDs vs. AAMU... Started six games and led all VU TEs with 22 catches and 274 yards... Posted multiple catches in seven games... Majoring in communication studies.	22	279	3	3	44	553	5	
LT	58 Justin Skule // 6-6, 315, Jr. Freshman campaign ended with an injury after earning way into starting lineup, starting two games and playing in seven... Dad, Josh, played on offensive line at Navy.	10	10	10	2	29	24		
	74 Cole Clemens // 6-6, 305, Fr. Made his collegiate debut 9/9... Three-year starter for powerful Bingham HS in South Jordan, Utah... Won 14 straight games and state title at 5A level... Lettered in baseball and track in HS.	4		1					
LG	56 Saige Young // 6-4, 315, So. Made his first start 9/30... Transfer from Dodge City CC after playing at Woodford County HS in Kentucky... Started on OL for Dodge City, earning honorable mention All-Conference.	8		7					
	57 Ean Pfeifer // 6-4, 300, R-So. Started nine games and played in two more as a freshman in 2016... Took over starting spot on OL early in 2016 season... Majoring in economics... Studied abroad in London in May 2017.	8	4	9	0	19	13		
C	61 Bruno Reagan (ray-gan) // 6-3, 310, R-Jr. Played in all 13 games in 2016, on the field for nearly 90% of team's snaps... Won wrestling Tennessee state title as a junior in HS finishing 57-0, also nationally ranked in judo.	11	11	11	13	36	34		
	53 Sean McMoore // 6-4, 305, R-Fr. Saw his first action 9/9... Redshirted in 2016... First Hawaiian to suit up for Vanderbilt... One of six Polynesian players on roster... Three-year starter on offensive line for Kapolei HS in Kapolei, Hawaii.	1	0	0	0	2	0		
RG	76 Egidio (eh-jid-ee-o) DellaRipa (del-la rip-pa) // 6-4, 300, R-Jr. Made his first career start 9/30... Played in one game in 2016, seeing action against Tennessee State... Working towards a degree in economics.	11	7	0	0	12	7		
	71 Jared Southers // 6-4, 310, R-So. First career start at MT... Played in the final 10 games of 2016... Played for Seton Hall Prep in New Jersey... Also lettered in wrestling in HS... Working towards a degree in economics.	10	4	0	0	20	4		
RT	77 Devin Cochran // 6-7, 315, R-Fr. Saw his first career action with a start at MT... First team All-State OT for Greater Atlanta Christian as a senior, helping team to 12-2 record senior season... Also competed in track & field as a thrower.	10	9	0	0	19	2		
	75 Bailey Granier (graun-yay) // 6-6, 316, R-Jr. First career start vs. WKU... Played in nine games, mostly at guard in 2016... Dad is a commercial fisherman... Working towards a degree in special education.	10	2	0	0	19	2		
QB	14 Kyle Shurmur // 6-4, 227, Jr. Matched career-high with four TD passes at South Carolina... Set sophomore VU record with 2409 passing yards in 2016... Son of Minnesota Vikings OC Pat Shurmur... Majoring in economics.	200-349-10	2540	22	9	448-827-23	5452	36	
	2 Deuce Wallace // 6-2, 210, R-Fr. Threw first TD pass at Ole Miss... Redshirted during his first season at VU... Two-year starter at Sevier County HS passing for 3,505 yards and 37 TDs as a senior... Also lettered in basketball & baseball.	11-22-0	94	1		11-22-0	94	1	
RB	7 Ralph Webb // 5-10, 202, Sr. Set VU record with 31 career TDs vs. WKU... Became VU's all-time leading rusher in 2016... Expected to graduate in December with degree in sociology.	167	668	8	8	906	4010	30	
	23 Khari (car-EE) Blasingame // 6-1, 235, R-Jr. Saw action as a RB in all 13 games in 2016 after moving from LB... His 10 TDs ranked second on the team... Majoring in medicine, health and society.	45	147	0	10	142	596	10	
FB	28 Dallas Rivers // 6-1, 225, Sr. Played in all 13 games in 2016 running for 92 yards on 20 carries... Involved in Young Life organization and works as counselor at local youth camps... Graduating in May with a degree in economics.	19	49	0	0	160	546	4	
	27 Jaire George // 6-1, 230, R-So. Contributes on special teams as well... Son of former Tennessee Titan and Heisman Trophy winner Eddie George... Majoring in economics.	0	0	0	0	0	0	0	
WR	19 C.J. Duncan // 5-11, 203, R-Sr. Led VU WRs with 44 receptions in 2016... Played in all 13 games in 2016 as WR and punt returner... Graduating in December with degree in political science.	46	418	4	4	118	1353	8	
	16 Kalija (kuh-lie-JUH) Lipscomb // 6-1, 200, So. 128 yards at South Carolina set career-high... Caught a career-best two TDs at MT, first Dore since Jordan Matthews with two TD catches in one game... Played in 12 games at WR and punt returner.	32	552	7	2	59	871	9	



VANDERBILT (IN)DEPTH CHART: DEFENSE

DL		49 Jonathan Wynn // 6-4, 265, R-Sr. Played in 12 games and started 10 during 2016, making career-best 28 tackles... Studied abroad in Switzerland in May 2016... Attended same HS as teammate Dallas Rivers.	2017 2016 2015 2014 Totals	U-A-T 14-7-21 20-8-28 8-13-21 5-8-13	TFL 3.0-13 2.0-2 3.0-13 1.5-10	SACK 1.0-9 1.0-1 1.0-7 1.0-8
		10 Dayo Odeyingbo (o-dang-BO) // 6-6, 250, Fr. Recorded first two career sacks vs. WKU... Registered 20 tackles for loss and seven quarterback sacks among 47 total tackles as a senior at Carrollton Ranchview HS... Younger brother of Dare.	2017 Totals	U-A-T 9-9-18	TFL 3.0-13	SACK 2.0-12
DL		77 Nifae (nee-FY) Lealao (lay-lau) // 6-5, 315, Sr. Started 11 of the Dore's 13 games in 2016 setting career-bests in tackles and sacks... One of six players on football roster of Polynesian decent... Working towards degree in sociology.	2017 2016 2015 Totals	U-A-T 8-15-23 15-7-22 9-9-18	TFL 4-10 1.0-2 0.0-0	SACK 0.0-0 2.5-3 0.0-0
		74 Jay Woods // 6-3, 285, Sr. Played in all 13 games in 2016 after making quick recovery from leg injury during spring ball... Working towards degree in medicine, health and society.	2017 2016 2015 2014 Totals	U-A-T 8-6-14 2-4-6 12-12-24 12-19-31	TFL 1.0-6 0.5-4 2.0-6 1.5-8	SACK 1.0-6 0.5-4 1.0-5 0.0-0
DL		34 Dare (dar-AY) Odeyingbo (o-dang-BO) // 6-2, 272, Jr. Career-best two sacks at MT... Played in all 13 games 2016... Parents, Gary and Betty, are natives of Nigeria... Younger brother Dayo is freshman on team... Majoring in medicine, health and society.	2017 2016 2015 Totals	U-A-T 21-12-33 10-11-21 0-2-2	TFL 9.0-36 4.0-12 0.5-1	SACK 3.5-23 1.0-7 0.0-0
		90 Cameron Tidd // 6-3, 290, R-Fr. Redshirted in 2016... Four-year starter for Center Grove HS in Greenwood, Ind. helping team to 14-0 record and state title as senior.	2017 Totals	U-A-T 7-9-16	TFL 1.0-7	SACK 1.0-7
OLB		11 Charles Wright // 6-3, 240, R-Jr. First Dore with three sacks in a game since 2012... Played in 12 games during 2016 season making 13 tackles, including 3.5 for loss... Majoring in human & organizational development.	2017 2016 2015 Totals	U-A-T 16-25-41 9-4-13 1-2-3	TFL 9.5-63 3.5-14 1.5-5	SACK 8.0-61 0.0-0 1.0-4
		48 Andre Mintze (mence) // 6-3, 235, R-Fr. Missed his freshman campaign with an injury... Helped Imhotep Institute HS in Philadelphia to 15-0 state title as a senior... Recorded 14 sacks as a senior.	2017 Totals	U-A-T 4-1-5	TFL 1.5-3	SACK 0.0-0
ILB		40 Jordan Griffin // 6-1, 223, Jr. Played in all 13 games in 2016 making a career-best 21 stops... Finished high school career with 428 tackles, second-most at Armwood HS in Tampa, Fla.	2017 2016 2015 Totals	U-A-T 30-28-58 12-9-21 6-3-9	TFL 8.5-29 1.5-3 0.0-0	SACK 1.0-5 0.0-0 0.0-0
		4 Emmanuel Smith // 6-2, 235, Sr. Made a career-high 12 tackles vs. KSU... Played in nine games during his junior season at LB and S... Majoring in environmental sociology... Studied abroad in Brazil in 2016... Brother, Josh is OLB.	2017 2016 2015 2014 Totals	U-A-T 27-27-54 4-2-5 1-9-10 1-2-3	TFL 4.0-20 0.0-0 0.0-0 0.0-0	SACK 1.5-11 0.0-0 0.0-0 0.0-0
ILB		20 Oren Burks // 6-3, 230, R-Sr. Moved to ILB late in 2016 season, making 59 tackles for second straight year... Studied abroad in 2017 in Australia... Graduating in December with degree in human and organizational development.	2017 2016 2015 2014 Totals	U-A-T 44-36-80 40-19-89 35-24-59 16-21-37	TFL 7.0-19 6.5-22 2.0-5 0.0-0	SACK 1.0-4 3.5-17 0.0-0 0.0-0
		33 Jay Hockaday // 6-3, 230, R-Fr. Missed the 2016 season with an injury... Played in eight games as a true freshman in 2015 making two tackles... Won state title as a senior with Christ Presbyterian Academy in Nashville.	2017 2016 2015 Totals	U-A-T 2-3-5 --DNP-- 1-1-2	TFL 0.5-2 0.0-0 0.0-0	SACK 0.0-0 0.0-0 0.0-0
OLB		9 Caleb Peart (peert) // 6-1, 235, R-So. Played in 11 games as a freshman in 2016 making five tackles... Majoring in medicine, health and society.	2017 2016 Totals	U-A-T 1-9-10 3-2-5	TFL 1.0-3 0.0-0	SACK 0.0-0 0.0-0
		25 Josh Smith // 6-3, 240, Jr. Played in nine games as a sophomore, including start vs. Tennessee... Younger brother of teammate, Emmanuel Smith... Dad, Demetrius, played football at Middle Tennessee.	2017 2016 2015 Totals	U-A-T 10-10-20 2-1-3 1-6-7	TFL 4.0-10 0.5-3 0.5-1	SACK 2.0-6 0.5-3 0.0-0
CB		31 Tre Herndon // 6-1, 188, Sr. One of three players on roster with 30+ career starts (Webb, Burks)... 29-game streak of starts snapped 9/30... Real name is Willie Herndon III... Majoring in sociology.	2017 2016 2015 2014 Totals	U-A-T 21-8-29 30-11-41 35-12-47 7-2-9	TFL 1.0-9 1.0-6 0.0-0 0.0-0	INT 0-0 2-4 2-4 0-0
		3 Taurean Ferguson // 5-9, 190, R-Sr. Earned start 9/30 at CB... Played in all 13 games as a junior as the team's nickel back, making a career-best 51 tackles... Working on degree in human and organizational development.	2017 2016 2015 2014 Totals	U-A-T 22-6-28 38-14-52 11-2-13 25-5-30	TFL 2.0-7 3.0-8 0.5-1 1.5-2	INT 0-0 1-0 0-0 2-21
SS		14 Ryan White // 5-10, 190, R-Sr. Named a team captain for the third straight year... Started 12 games in 2016, making 75 tackles... Graduated in May 2017 with a degree in communication studies, enrolled in Peabody College.	2017 2016 2015 2014 Totals	U-A-T 40-18-58 49-26-75 18-8-26 19-15-34	TFL 4.0-11 3.5-6 3.0-10 3.5-14	INT 2-15 0-0 1-0 0-0
		6 Zaire Jones // 6-0, 200, R-Fr. Redshirted during 2016 season... Three-year starter at Meridian HS in Meridian, Miss. making 92 tackles as a senior.	2017 Totals	U-A-T 5-6-11	TFL 1.0-2	INT 0-0
FS		5 LaDarius Wiley // 6-1, 210, R-Jr. SEC co-Defensive Player of the Week 9/19... Started seven games and played in all 13 in 2016 making 75 stops... Has five brothers... Working on degree in medicine, health and society.	2017 2016 2015 Totals	U-A-T 55-29-84 49-26-75 5-3-8	TFL 1.0-3 2.5-16 1.0-1	INT 1-11 0-0 0-0
		or 2 Arnold Tarpley // 6-1, 203, Sr. Played in 12 games, starting the final seven in 2016... Started seven games in 2015, playing in all 12 making at least three tackles in 10 of the 12 games... Arnold Lee Tarpley III.	2017 2016 2015 2014 Totals	U-A-T 18-11-29 29-11-40 24-12-36 14-4-18	TFL 0.0-0 3.0-14 5.0-27 2.0-13	INT 0-0 0-0 0-0 0-0
CB		8 Joejuan Williams // 6-3, 208, So. Bednarik Player of the Week 9/19... Made his first career start at MT... Played in all 13 games as a true freshman, one of six freshmen to play in 2016... Working towards degree in economics.	2017 2016 Totals	U-A-T 32-6-38 14-5-19	TFL 2.5-11 1.5-5	INT 0-0 0-0
		30 Bryce Lewis // 6-0, 185, R-Jr. Picked off his first career pass at MT... Saw action in all 13 games during the 2016 season, making a career-best 10 tackles... Working on a degree in economics.	2017 2016 2015 Totals	U-A-T 6-3-9 7-3-10 0-1-1	TFL 1.0-9 0.0-0 0.0-0	INT 1-28 0-0 0-0



COMMODORES IN SEC & NATIONAL RANKINGS

Category	TEAM Stat	SEC	National
Total Offense	334.5	13	114
Rushing Offense	94.5	14	127
Passing Offense	240.0	3	56
Team Passing Efficiency	131.6	9	66
Scoring Offense	23.0	12	T104
Total Defense	407.2	10	75
Rushing Defense	211.5	12	113
Passing Yards Allowed	195.6	7	30
Team Pass Defense Efficiency	128.1	8	66
Scoring Defense	32.0	12	97
Turnover Margin	-6	13	107
3rd Down Conversions	38.6%	11	82
Opp. 3rd Down Conv.	38.0%	8	61
Red Zone Offense	83.9%	12	74
Red Zone Defense	86.5%	7	T90
Net Punting	36.1	13	103
Punt Return Avg.	7.9	10	55
Kickoff Returns	21.7	8	49
1st Downs	188	12	115
Opp. 1st Down	235	12	87
Fewest Penalty Yards/Game	49.2	8	T46
Time of Possession	28:33	12	94
Sacks By/Game	2.2	9	52
Sacks Against/Game	1.6	4	40
Kickoff Coverage	22.6	10	92

INDIVIDUAL

Category/Player	Stat	SEC	National
Completion Percentage/K. Shurmur	57.3	9	73
Completions/Game/Kyle Shurmur	18.2	2	49
Passing Yards/Game/K. Shurmur	230.9	2	42
Passing Efficiency/K. Shurmur	133.5	8	57
Passing TDs/K. Shurmur	22	2	25
Passing Yards/K. Shurmur	2540	2	35
Points Responsible For/K. Shurmur	150	3	31
Receiving TDs/Kalija Lipscomb	7	4	39
Receiving Yards/Trent Sherfield	648	8	83
Rushing TDs/Ralph Webb	8	9	63
Sacks/Game/Charles Wright	0.7	4	16
Tackles/Game/LaDarius Wiley	7.6	9	101
Total TDs/Ralph Webb	9	10	72

SHURMUR MOVING UP VANDERBILT CHARTS

Kyle Shurmur has put together an impressive junior season having passed for 22 touchdowns to match Whit Taylor's school record from 1982. Shurmur has thrown a career-best four touchdowns twice this season, including at South Carolina. He threw nine all of last year and entered the season with 14 in his career.



SHURMUR

Shurmur ranks in the top 10 in the SEC in multiple categories, including passing efficiency (8th), touchdowns (2nd), passing yards per game (2nd) and passing yards (2nd). He also ranks third in the league in points responsible for with 150. His 22 touchdown passes rank 25th in the nation.

The junior's 22nd passing touchdown last week moved him in front of Jay Cutler's 21 in 2005 and into a tie with Taylor.

Shurmur's solid season also began his ascension up the Vanderbilt record charts moving him into fifth all-time in passing yards (5,452) and into fourth all-time with 36 career touchdown passes. He's also added three 300-yard passing games this season, the most in a season by a Commodore since Austyn Carta-Samuels in 2013.

VU CAREER PASSING YARDS

1. Jay Cutler, 2002-05 8,697
2. Greg Zolman, 1998-2001 7,981
3. Whit Taylor, 1979-82 6,307
4. Kurt Page, 1981-84 6,233
5. Kyle Shurmur, 2015- 5,452
6. Eric Jones, 1986-88 5,029
7. Jordan Rodgers, 2011-12 4,063
8. Damian Allen, 1994-97 3,704
9. John Gromos, 1985, 87-89 3,514
10. Chris Nickson, 2005-08 3,406

VU CAREER PASSING TDs

1. Jay Cutler, 2002-05 59
2. Greg Zolman, 1998-2001 41
- Whit Taylor, 1979-82 41
4. Kyle Shurmur, 2015- 36
5. Kurt Page, 1981-84 35
6. Eric Jones, 1986-88 32
7. Bill Wade, 1949-51 31
8. Chris Nickson, 2005-08 29
9. Jordan Rodgers, 2011-12 24


VU SINGLE-SEASON PASSING TDs

1. Whit Taylor, 1982 22
- Kyle Shurmur, 2017 22
3. Jay Cutler, 2005 21

SHERFIELD MOVES INTO TOP 10

Trent Sherfield has moved into ninth all-time at Vanderbilt with 130 receptions after hauling in four passes last week against Missouri. He also moved into eighth all-time in receiving yards at VU with 1,788 yards.

He needs three catches to move into eighth on the receptions list and 91 yards to move up one spot on the yards list.



SHERFIELD

2017 NEED-TO-KNOW INFO

Opponent	Captains	Coin Toss	KO/Receive	1st Poss.	Opp. 1st Poss.	Game Length	Jersey	Pants	Helmet	Result
@Middle Tenn.	Burks/Herndon/Sherfield/White	Lost	REC	TD	INT	3:09	White	White	White	W 28-6
Alabama A&M	Burks/Sherfield/White	Lost	REC	TD	PUNT	3:13	Gold	Gold	Black	W 42-0
#18 Kansas St.	Burks/Sherfield/White	Won	REC	PUNT	PUNT	3:17	Black	Black	Gold	W 14-7
#1 Alabama	Burks/Sherfield/White	Lost	REC	INT	PUNT	3:07	Black	Gold	Gold	L 59-0
@ #21 Florida	Burks/Sherfield/White	Won	REC	PUNT	PUNT	3:22	White	White	White	L 38-24
#5 Georgia	Burks/Sherfield/White	Won	REC	PUNT	TD	3:11	Black	Black	Black	L 45-14
@Ole Miss	Blasingame/Burks/White	Won	KO	FGA	PUNT	3:51	White	White	Black	L 57-35
@S. Carolina	Blasingame/Burks/White	Won	REC	TD	TD	3:43	White	Black	Gold	L 34-27
Western Ky.	Burks/Sherfield/White	Won	REC	TD	PUNT	3:21	Gold	Black	Black	W 31-17
Kentucky	Burks/Sherfield/White	Lost	REC	PUNT	PUNT	3:27	Gray	Gray	Deep Water	L 44-21
Missouri	Burks/Sherfield/White	Won	KO	INT	TD	3:34	Black	Black	Black	L 45-17
@Tennessee										

Ranking is indicative of AP poll ranking when game was played



THE INCREDIBLE MR. WEBB

With numerous Commodore records in his hip pocket, senior running back Ralph Webb has become one of the leading rushers in Southeastern Conference history.

The three-year starter from Gainesville, Fla. enters the Tennessee game with 4,010 rushing yards, No. 1 all-time at Vanderbilt. He is just the ninth player in SEC history to run for 4,000 yards.



Webb started the season No. 20 all-time among SEC backs and has moved up to 9th with one game left. He's sixth on the active rushers list in the NCAA.

In 2016, Webb broke the Vanderbilt single-season record en route to setting the new school career mark. He rushed for 1,283 yards, surpassing Zac Stacy's previous record of 1,193 yards in 2011. He also added 13 rushing touchdowns and posted seven games of 100+ rushing yards.

The 2016 All-SEC performer has been remarkably consistent and durable as a Commodore. Since entering the lineup in 2014, Webb set freshman, sophomore and junior rushing records. He enters the week-end riding a 48-game consecutive start streak.

ACTIVE NCAA RUSHING LEADERS

1. Royce Freeman - Oregon	5,499
2. Justin Jackson - Northwestern	5,139
3. Jarvion Franklin - W. Michigan	4,648
4. Nick Chubb - Georgia	4,469
5. Larry Rose III - New Mexico St.	4,264
6. Ralph Webb - Vanderbilt	4,010

Webb's Vanderbilt records

- ★ Career rushing yards: 4,010
- ★ Career rush attempts: 906
- ★ Single-season rushing yards: 1,283
- ★ Single-season rush attempts: 277 (2016)
- ★ Rushing yards by a junior: 1,283
- ★ Rushing yards by a sophomore: 1,152
- ★ Rushing yards by a freshman: 907
- ★ Most 100+ rushing games in a season: 7 (2016)
- ★ Most 100+ rushing games in a career: 15
- ★ Total career touchdowns: 33

Webb would like to break one more career record held by Stacy.

He is one rushing touchdown shy of breaking Stacy's mark for rushing touchdowns. He moved passed Stacy for career touchdowns with a score against Western Kentucky.

Webb eclipsed Stacy's career rushing mark in a 111-yard rushing performance against NC State in the Camping World Independence Bowl Dec. 26.

In 2016, Webb also became just the second Commodore to top 1,000 rushing yards in back-to-back seasons. He joined Stacy, who accomplished the feat in 2011-12.

SEC ALL-TIME RUSHERS

Name	Yards	Years
1. Herschel Walker, UGA	5,259	1980-82
2. Darren McFadden, ARK	4,590	2005-07
3. Kevin Faulk, LSU	4,557	1995-98
4. * Nick Chubb, UGA	4,469	2014-
5. Bo Jackson, AU	4,303	1982-85
6. Erric Rhett, FLA	4,163	1989-93
7. Dalton Hilliard, LSU	4,050	1982-85
8. Charles Alexander, LSU	4,035	1975-78
9. * Ralph Webb, VU	4,010	2014-
10. Anthony Dixon, MSU	3,994	2006-09
11. Emmitt Smith, FLA	3,928	1987-89
12. Sonny Collins, UK	3,835	1972-75
13. Carnell Williams, AU	3,831	2001-04
14. Leonard Fournette, LSU	3,830	2014-16
15. Alex Collins, ARK	3,703	2013-15
16. Derrick Henry, ALA	3,591	2013-15
17. Shaun Alexander, ALA	3,565	1996-99
18. James Brooks, AU	3,523	1977-80
19. Bobby Humphrey, ALA	3,420	1985-88
20. Joe Cribbs, AU	3,368	1976-79

* active players

VANDERBILT'S RECORD WHEN...

home.....	3-4
road.....	1-3
neutral.....	0-0
day games.....	2-6
night games.....	2-1
overtime.....	0-0
VU scores on 1st possession.....	3-1
Opp. scores on 1st possession.....	0-3
VU scores first.....	4-2
Opp. scores first.....	0-5
VU leads after 1st quarter.....	4-0
Opp. leads after 1st quarter.....	0-5
Tied after 1st quarter.....	0-2
VU leads at halftime.....	3-0
Opp. leads at halftime.....	0-6
Tied at halftime.....	1-1
VU leads after 3rd quarter.....	3-0
Opp. leads after 3rd quarter.....	0-7
Tied after 3rd quarter.....	1-0
VU has more total yards.....	3-1
Opp. has more total yards.....	1-6
VU has more rushing yards.....	3-0
Opp. has more rushing yards.....	1-7
VU has more passing yards.....	3-5
Opp. has more passing yards.....	1-2
VU has more turnovers.....	0-5
Opp. has more turnovers.....	4-1
Teams have equal turnovers.....	0-1
VU forces 1+ turnovers.....	4-2
VU has more penalties.....	2-1
Opp. has more penalties.....	2-6
Teams have equal penalties.....	0-0
VU has more time of possession.....	2-2
Opp. has more time of possession.....	2-5
VU has 100-yard rusher.....	1-1
Opp. has 100-yard rusher.....	1-7
VU has 300-yard passer.....	1-3
Opp. has 300-yard passer.....	0-1
VU has 100-yard receiver.....	2-2
Opp. has 100-yard receiver.....	1-2
VU scores less than 20 points.....	1-3
Opp. scores less than 20 points.....	4-0
VU scores 20+ points.....	3-4
Opp. scores 20+ points.....	0-7
VU scores 30+ points.....	2-1
Opp. scores 30+ points.....	0-6
Playing on grass.....	0-3
Playing on turf.....	4-4
VU defense scores.....	0-0
Opp. defense scores.....	0-2
VU scores special teams TD.....	0-0
Opp. scores special teams TD.....	0-1
vs. Associated Press Top 5.....	0-2
vs. Associated Press Top 10.....	0-2
vs. Associated Press Top 15.....	0-2
vs. Associated Press Top 25.....	1-3
VU rushes for 100+ yards.....	2-2
Opp. rushes for 100+ yards.....	1-7
VU rushes for 200+ yards.....	0-0
Opp. rushes for 200+ yards.....	1-6
VU passes for 200+ yards.....	4-5
Opp. passes for 200+ yards.....	1-3
VU passes for 250+ yards.....	1-4
Opp. passes for 250+ yards.....	1-1
VU passes for 300+ yards.....	0-3
Opp. passes for 300+ yards.....	1-1
VU totals less than 300 yards total offense.....	1-2
Opp. totals less than 300 yards total offense.....	3-0
VU totals 300+ yards total offense.....	3-5
Opp. totals 300+ yards total offense.....	1-6



IN THE AIR

Vanderbilt's passing game has been one of the Southeastern Conference's best this season, entering the final week averaging 240.0 yards per game to rank third in the league.

The Commodores'

AIR IT OUT

	YEAR	YPG	TDs
23 touch-down passes are the most since 1982 when the team passed for 26 touchdowns, including Whit Taylor's school record 22 TD passes. Kyle Shurmur matched Taylor's	2017	240.0	23
	2016	191.2	9
	2015	171.8	11
	2014	179.1	13
	2013	227.5	15
	2012	213.4	17
	2011	174.6	15
	2010	159.4	11
	2009	146.3	6
	2008	122.6	14
	2007	176.4	17
	2006	201.4	16
	2005	280.5	21

record mark last weekend with his 22nd touchdown pass.

Vanderbilt is looking to close out the season averaging over 200 yards passing for just the fourth time since Jay Cutler led the Dores in 2005 to a school-record 280.5 yards passing per game. Cutler also led VU to a 28-24 win at Tennessee in the season finale that year.

Shurmur and the Commodores have been airing it out over the last four games, averaging 303.3 yards per game. The junior QB has three 300-yard games during the stretch, including back-to-back 300-yard games with a season-best 348 last week against Missouri.



SHURMUR

The team has been committed to the passing game with 165 pass attempts and 105 rush attempts over the last four games. Shurmur is 99-for-165 (60%) in those four games with eight touchdowns.



LIPSCOMB

Trent Sherfield and Kalija Lipscomb have been key targets for Shurmur with Sherfield hauling in 21 passes for 249 yards and a touchdown and Lipscomb catching 16 passes for 283 yards and two TDs. TE Jared

Pinkney posted a career-best six catches for 119 yards last weekend.

THIS CLOSE

Vanderbilt and Tennessee have played it tight over the teams' last five games with the Commodores winning three of them.

The combined score of the five games puts the Dores narrowly in front 145-139 after last season's 45-34 victory in Nashville.

MR. DURABLE

Ralph Webb is set to start his 49th straight game on Saturday. The senior from Gainesville, Fla. has started every game of his career over the last four years dating back to 2014.



WEBB

Webb's 48 career starts are among the most by a Commodore in school history. Wesley Johnson holds the school record with 51 career starts, starting at four different positions on the offensive line during his career.

With a start on Saturday, Webb will move into second all-time at Vanderbilt passing former linebacker and current linebackers coach Chris Marve and offensive lineman Brian Stamper (2003-07).

WORK MEN

NAME	CAREER STARTS
OL Wesley Johnson (2010-13)	51
LB Chris Marve (2007-11)	48
OL Brian Stamper (2003-07)	48
RB Ralph Webb (2014-17)	48

OFFENSIVE FIVE

The Vanderbilt offense has put up impressive numbers over the team's last five games, averaging over 400 yards during stretch.

The Commodores racked up over 400 yards in road games at Ole Miss and South Carolina and gained 390+ against Western Kentucky and Missouri.

The Vandy offense has ran for 580 yards and passed for 1,438 yards while averaging 26.2 points over the last five games.

Ralph Webb is averaging nearly 85 yards per game during the stretch with Kyle Shurmur

	OPP	RUSH	PASS
passing for 276.6 yards per game. Kalija Lipscomb has three TDs and 341 yards receiving.	@OM	188	229
	@SC	107	333
	WKU	174	220
	UK	60	308
	MIZ	51	348
	TOTALS	580	1,438

CONSISTENCY

Only three Commodores have carried the ball or caught passes in every game this season.

Seniors Ralph Webb, Trent Sherfield and C.J. Duncan are the only three players to register a carry or catch in all 11 games.

On the other side of the ball, four Dores have registered tackles in every game. The team's three leading tacklers, LaDarius Wiley, Oren Burks and Ryan White along with Dare Odeyingbo have made at least one stop in all 11 games.

Webb, Kyle Shurmur and offensive linemen Bruno Reagan and Justin Skule have started all 11 games with Wiley, Charles Wright and Joejuan Williams the only three defenders to get the starting nod in all 11 games.

NOTES FROM MISSOURI

★ Ralph Webb rushed for a 20-yard gain in the third quarter to eclipse 4,000 rushing yards for his career. He moved into ninth all-time for rushing yards in the SEC, passing Mississippi State's Anthony Dixon.

★ Kyle Shurmur hit Caleb Scott for a seven-yard touchdown in the third quarter. He tied Whit Taylor (22) for the most passing touchdowns in a season in school history.

★ Jared Pinkney caught six passes for a career-high 119-yards.

★ Vanderbilt has rushed for a touchdown in eight games this season after Webb's scored in the third quarter.

★ The Commodores had nine different receivers catch a pass against Missouri. It is the second straight and fourth game this season they have nine or more catch a pass.

★ Sam Loy punted six times for an average of 44.8 yards per kick.

★ Tommy Openshaw made his only field goal attempt of the night from 23 yards in the third quarter.

★ Trent Sherfield caught four passes against the Tigers. He has had at least two catches in every game this season.

★ Josh Smith tallied a career-high seven tackles against Missouri.

★ Donaven Tennyson tied a career high with two receptions against the Tigers.

★ Vanderbilt stopped Missouri twice on a fourth-down conversion. It is the third time this season they have stopped an opponent twice on fourth down.



STRENGTH OF SCHEDULE

Vanderbilt's 2017 schedule ranks among the toughest in the nation, with nine opponents appearing in postseason bowls last year.

TOUGH ENOUGH

FBS TEAM	WIN % (W-L)	The cumulative win percentage for Vanderbilt's 12 regular season opponents is .606, tied for ninth highest among NCAA FBS teams.
1. UMass	.652 (101-54)	
2. LSU	.628 (98-58)	
3. East Carolina	.624 (98-59)	
4. South Carolina	.616 (98-61)	
5. Fresno State	.615 (96-60)	
6. Tulane	.614 (94-59)	
7. Syracuse	.613 (95-60)	
8. Georgia Tech	.609 (95-61)	
T-9. Vanderbilt	.606 (94-61)	
T-9. Duke	.606 (94-61)	

The only SEC team facing a more difficult schedule in terms of opponent win percentage is LSU (.628).

Only five teams in the nation face more 2016 bowl teams than Vanderbilt – Syracuse (11), Notre Dame (11), Duke (11), South Carolina (10) and Ole Miss (10).

Vanderbilt's nine opponents that played in bowls are Middle Tennessee, Kansas State, Alabama, Florida, Georgia, South Carolina, Western Kentucky, Kentucky and Tennessee.

18 STARTERS RETURN FOR DORES

Only two other teams in the Southeastern Conference return more starters from the 2016 season than the Commodores.

Head coach Derek Mason brings back 18 starters - nine on offense, seven on defense and two specialists - from a 2016 squad that went 6-6 in the regular season and made an appearance in the Independence Bowl.

Only Georgia and Kentucky - with 19 starters returning - bring back more than the Commodores. Another SEC East team, Florida, returns 17 starters.

The Commodores return virtually all of their offensive firepower from a year ago, including quarterback Kyle Shurmur, record-breaking running back Ralph Webb, fullback Bailey McElwain, wide receivers Trent Sherfield and Kalija Lipscomb and tight end Nathan Marcus. The Dores also return three offensive linemen in Justin Skule, Ean Pfeifer and Bruno Reagan.

The defense returns linemen Nifae Lealao and Jonathan Wynn, linebacker Oren Burks and defensive backs Tre Herndon, Taurean

BACK IN THE SEC

SEC Team – Total 2016 Starters Returning
 Georgia – 19 (10 offense, 8 defense, 1 specialist)
 Kentucky – 19 (8 offense, 9 defense, 2 specialists)
Vanderbilt – 18 (9 offense, 7 defense, 2 specialists)
 Florida – 17 (9 offense, 6 defense, 2 specialists)

Ferguson, Ryan White and LaDarius Wiley. Kicker Tommy Openshaw and punter Sam Loy are also back.

Six more Commodores that started multiples games last year are also back with wide receivers C.J. Duncan and Caleb Scott and tight end Jared Pinkney on offense and end Dare Odeyingbo, safety Arnold Tarpley III and cornerback Bryce Lewis on defense.

IT'S A STREAK

Ralph Webb is slated to make his 49th straight start at Vanderbilt on Saturday, by far the longest active streak on the roster.

On the other side of the ball, Tre Herndon's streak of 29 straight starts was snapped at Florida. Only three defenders have started all 11 games this season: LaDarius Wiley, Joejuan Williams and Charles Wright.

Kyle Shurmur (27), Bruno Reagan (26) and Justin Skule (24) are the only other Dores to have started 10+ consecutive games.

THE GRADUATES

Three Commodores will have the honor of wearing the SEC Graduate patch this season.

Ryan White earned his degree from Vanderbilt last spring alongside Tommy Openshaw, who earned degrees in engineering science and economics, and transfer Scott Sypniewski picked up a diploma from Michigan before joining the Commodores over the summer as the team's long snapper.



CAPTAINS NAMED

The Commodores named six team captains for the 2017 season.

Senior Ryan White is a third-time captain and is the first Commodore to be named a three-time captain since Jay Cutler (2003-05).

Joining White as captains this season are Khari Blasingame, Oren Burks, Tre Herndon, Trent Sherfield and Kyle Shurmur.



WHITE

DOUBLE DUTY MASON

Vanderbilt head coach Derek Mason is on a very short list of college football head coaches that serves as his own defensive coordinators in college football.

Mason and San Diego State head coach Rocky Long are the only two head coaches in the country that run both the team and the defense.

Mason is entering his third season with both duties. Since taking over the defense, the Commodores have ranked among the Top 25 nationally in several defensive categories.

YEAH BRO

The Vanderbilt roster features three sets of brothers.

Dare and Dayo Odeyingbo, Jared and Jalen Pinkney and Emmanuel and Josh Smith.

The Odeyingbo brothers reside on the Dores' defensive line with Dare in his third year and Dayo a true freshman.



DARE & DAYO ODEYINGBO

The Pinkney brothers are on opposite sides of the ball with

Jared lining up at tight end as one of the Commodores' top weapons and talented younger brother and freshman Jalen on



JARED & JALEN PINKNEY

the defensive line.

The Smith brothers have been playing together at VU for the last two years but are roommates for this year for the first time since they were young kids. Both are expected to be major players for VU as linebackers.



EMMANUEL & JOSH SMITH

NOT SINCE 2011

Vanderbilt's 3-0 start to the season was the team's best start since 2011 when first-year head coach James Franklin led VU to wins over Elon, UConn and Ole Miss.

The 2011 squad finished 6-6 with a trip the AutoZone Liberty Bowl.



HEAD COACH DEREK MASON

Age: 48

Alma Mater: Northern Arizona (playing career 1989-92)

Degrees: Bachelor's, Criminal Justice, NAU 1993

Family: Wife, LeighAnne; daughters, Makenzie & Sydney

Twitter: @CoachDerekMason



VANDERBILT – 2014-17 (Head Coach)

Introduced Jan. 17, 2014 as the 28th head coach in team history... Notched first career victory as head coach in dramatic style, guiding team to 34-31 win over UMass on Sept. 13, 2014... After 2014 season, took over Vanderbilt defensive coordinator responsibilities... Earned first road win at MTSU in October 2015... Earned first SEC victory Oct. 24, 2015 with 10-3 win over Missouri... Mason's 2016 team improved win total for second straight year, winning the final two games of the regular season against Ole Miss and Tennessee to get to six wins and earn an invitation to the Camping World Independence Bowl... Also earned first win over ranked foe on the road vs. Georgia... Offense improved in nearly every category in 2016, finishing sixth nationally in red zone efficiency... The 2016 defense was led by consensus All-American Zach Cunningham, who became just the third Commodore to ever earn first-team All-American status from the Walter Camp Foundation... Defense led the nation in the red zone.

STANFORD – 2013 (Willie Shaw Director of Defense)

Promoted to position of Willie Shaw Director of Defense, Mason guides one of the nation's top defenses as The Cardinal goes 10-3 overall, wins Pac-12 crown and plays in second straight Rose Bowl... Stanford finishes year ranked No. 10 on strength of four victories over ranked opponents... The defense ranks third in NCAA in rushing defense, 10th in scoring defense and 16th in total defense... Unit again ranks among Pac-12's best in numerous defensive categories... For second straight year, Mason's defense limits powerful Oregon spread offense, holding Ducks scoreless for first three quarters in eventual 26-20 Stanford victory... Three of Mason's standouts – LB Trent Murphy, LB Shayne Skov and DB Ed Reynolds – garner postseason All-America recognition.

STANFORD – 2011-12 (associate head coach/defensive coordinator)

Finalist for 2012 Broyles Award as nation's outstanding assistant coach... Stanford goes 23-4 overall in Mason's first two years as coordinator, wins 2012 Pac-12 title, captures 2012 Rose Bowl over Wisconsin, and plays in the 2011 BCS Fiesta Bowl... Mason's 3-4 attacking defense ranked among the NCAA leaders in both seasons... In 2012, the Cardinal defense topped the nation with 57 quarterback sacks, ranked second in tackles for loss, fifth in rushing defense and 11th in scoring defense... Stanford also paced the Pac-12 in scoring defense, total defense, rushing defense and sacks... The 2012 defense also held eight opponents under 100 rushing yards and limited high-powered Oregon to just 14 points in an overtime win... In 2011 the Cardinal was third in the NCAA in rushing defense, sixth in 3rd-down efficiency and 11th in quarterback sacks, and finished among the Pac-12 leaders in scoring defense, total defense, rushing defense, sacks and opponent first downs.

STANFORD – 2010 (defensive backs coach)

Hired by Cardinal head coach Jim Harbaugh... Helped change Stanford into a tough-minded, attacking defense... Unit was key to arguably Stanford's best year of modern era – a 12-1 overall record capped by 40-12 victory over Virginia Tech in the Orange Bowl... The 2010 Cardinal secondary was one of the great turnaround stories in college football as Stanford ranked high nationally in interceptions and pass defense... That unit included three eventual NFL players, including All-Pro cornerback Richard Sherman from the World Champion Seahawks.

MINNESOTA VIKINGS/NFL – 2007-09 (assistant defensive backs coach)

Served as an assistant defensive backs coach for the Minnesota Vikings from 2007 to 2009, playing a vital role in the team ranking sixth in total defense in 2008 and 2009 as the Vikings won NFC North titles each season.

OHIO – 2005-06 (wide receivers)

Hired by former Nebraska head coach Frank Solich, Mason coached Ohio receivers for two years, helping the Bobcats improve from 4-7 in 2005 to a 9-5 campaign in 2006 that ended with a GMAC Bowl appearance.

NEW MEXICO STATE – 2004 (wide receivers)

In lone season at New Mexico State, the Aggie offense with Mason mentoring wide receivers corps topped the Sun Belt Conference in numerous passing categories.

SAINT MARY'S – 2003 (co-defensive coordinator/assistant head coach)

First coordinator responsibilities came in only season at St. Mary's, member of NCAA I-AA Independent League.

UTAH – 2002 (wide receivers/special teams assistant coach)

Hired by Ron McBride, Mason tutored WR Paris Warren, an eventual 7th round draft pick, in his only year at Utah. The 2002 Utes offense featured young QB Alex Smith, the eventual 2005 No. 1 NFL draft pick.

BUCKNELL – 1999-2001 (defensive backs)

Secondary coach for three straight winning Bison squads... Coached two Bucknell defensive backs to All-Patriot League recognition... Bison defensive staff was directed by current Vanderbilt coordinator David Kotulski.

IDAHO STATE – 1997-98 (running backs)

Mason coached Idaho State running backs for two years under head coach Tom Walsh.

WEBER STATE – 1995-96 (wide receivers)

Mason worked with Weber State receivers, including Pokey Eckford, who earned All-America honors in 1995 after catching 77 passes for 1,074 yards and six TDs.

MESA (ARIZ.) COMMUNITY COLLEGE – 1994 (wide receivers)

Mason entered collegiate coaching as a receivers coach with community college located in San Diego.

NFL MINORITY COACHING FELLOWSHIP PROGRAM

Mason spent time with the St. Louis Rams in 1996, New York Giants and Oakland Raiders through the Minority Coaching Fellowship Program. Philadelphia in 1999 and Minnesota in 2008.

MASON AT THE HELM

	2017	Career
Overall	4-7	17-31
Home	3-4	13-13
Road	1-3	4-16
Neutral	0-0	0-1
SEC	0-7	5-26
Overtime	0-0	1-0
Grass	0-3	1-11
Turf	4-4	16-20
vs. AP Top 5	0-2	0-4
vs. AP Top 10	0-2	0-5
vs. AP Top 15	0-2	0-10
vs. AP Top 25	1-3	2-13
Leading after 1Q	4-0	8-3
Trailing after 1Q	0-5	6-23
Tied after 1Q	0-2	3-5
Leading at half	3-0	12-5
Trailing at half	0-6	4-25
Tied at half	1-1	1-1
Leading after 3Q	3-0	11-2
Trailing after 3Q	0-7	4-29
Tied after 3Q	1-0	2-0
Scoring first	4-2	10-9
Opp. scoring first	0-5	7-22
Scoring 20+ points	3-4	13-6
Allowing 20+ points	0-7	6-25
Scoring 30+ points	2-1	10-2
Allowing 30+ points	0-7	3-17
Decided by 3 points or less	0-0	4-3
Decided by 10 points or less	1-1	8-13
Rush for <100 yards	2-5	3-11
Rush for 100+ yards	1-2	11-19
Rush for 200+ yards	0-0	4-1
Pass for <200 yards	0-2	8-18
Pass for 200+ yards	4-5	6-12
Pass for 250+ yards	1-4	4-6
Pass for 300+ yards	0-3	2-3
Total 300+ yards offense	3-4	13-14
Opp. rush for <100 yards	3-0	10-3
Opp. pass for <200 yards	3-0	7-9
Opp. total <300 yards	3-0	5-3
Win turnover margin	4-1	9-5
Tie turnover margin	0-1	5-6
Lose turnover margin	0-5	3-20

COACHING STAFF

On the Field

- Jeff Genyk, Special Teams Coord./RBs
- C.J. Ah You, Defensive Line
- Gerry Gdowski, Quarterbacks
- Cortez Hankton, Wide Receivers
- Chris Marve, Inside Linebackers
- Marc Mattioli, Secondary
- Cameron Norcross, Offensive Line

In the Booth

- Andy Ludwig, Offensive Coord./TEs
- Warren Belin, Outside Linebackers



SON OF A...

Two Commodores are sons of former NFL players.

Jaire George is the son of former Titans legend and Heisman Trophy winner Eddie George.

Caleb Scott is the son of former Commodore great and NFL WR Chuck Scott, who played for Los Angeles and Dallas.

THE LEAGUE

Vanderbilt has 11 former Commodores on NFL rosters.

Adam Butler, Zach Cunningham, Will Holden and Andrew Jelks are all in their rookie seasons.

Butler was signed by the New England Patriots as a non-drafted free agent in the spring before making the team during camp.

Cunningham was a second round pick by Houston last spring after an All-American season for the Dores in 2016.

Holden was a fifth round selection by the Arizona Cardinals after a stellar Vanderbilt career.

Jelks missed his final two seasons at Vanderbilt with injuries but was picked up by the Patriots.

The four rookies join seven experienced Dores in the league, including Casey Hayward, Andre Hal and Jordan Matthews.

COMMODORES IN THE LEAGUE

Notes from NFL (Nov. 19)

Adam Butler (2013-16) // New England // Butler made the Patriots' 53-man opening day roster after signing as an undrafted rookie free agent with the defending Super Bowl champions last May. Butler is playing both tackle and end at New England. **Week 11 (Nov. 19): Butler did not register a defensive stat but played valuable minutes on the defensive front as the New England Patriots captured a 33-8 victory over Oakland at Estadio Azteca in Mexico City. What's next: The 8-2 AFC East-leading Patriots return to the friendly atmosphere of Gillette Stadium on Sunday, Nov. 26 to face the 4-6 Miami Dolphins. Kickoff is noon CT.**

Zach Cunningham (2013-16) // Houston // The 57th overall pick of the 2017 NFL Draft, Cunningham has impressed since he arrived in Houston. A consensus First Team All-America inside linebacker for the Commodores in 2016, Cunningham has received high marks from Texan coaches with his abilities to play the rush and defend the pass. Cunningham joins a Houston defense that features returning linebacker starters Benardrick McKinney and Brian Cushing, All-Pro tackle J.J. Watt, end Jadeveon Clowney and former Commodore defensive back Andre Hal. **Week 11 (Nov. 19): Cunningham registered four total tackles as a starting weak side linebacker as the Houston Texans captured an important 31-21 home victory over the Arizona Cardinals at NRG Stadium. What's next: The 4-6 Texans will play on Monday Night Football on Nov. 27, traveling to take on the 5-5 Baltimore Ravens at M&T Bank Stadium. Kickoff is 7:30 p.m. CT.**

Jay Cutler (2002-05) // Miami // Retirement didn't last long for the veteran Cutler, who has decided to continue his career with former Bears mentor Adam Gase in South Beach. Gase confirmed Cutler's return to the NFL in early August. Cutler, named to the Vanderbilt Athletics Hall of Fame in 2015, has thrown for 32,467 yards and 208 touchdowns during an 11-year career with Denver and Chicago. He suffered a season-ending arm injury midway through the 2007 season, and announced intentions in May to join FOX Sports as a NFL color analyst. A leg injury to Dolphin QB Ryan Tannehill opened a path for Cutler's return to the game. After a strong preseason, Cutler looks to lead Miami back to the playoffs. **Week 11 (Nov. 19): Cutler struggled in the first half of the Dolphins' 30-20 home loss to Tampa Bay, then did not play after intermission due to injury. He was 6-of-12 for 83 yards and a touchdown in the first half. What's next: Cutler and the 4-6 Dolphins are back on the road Sunday, Nov. 26 for a divisional game. They travel to face the 8-2 New England Patriots. Kickoff at Gillette Stadium is noon CT.**

Andre Hal (2010-13) // Houston // Hal, the Texans' starting free safety, signed a new three-year deal in August in advance of his fourth season with the club. Hal is coming off his finest year, helping Houston advance to the second round of the AFC playoffs by registering 60 total tackles, three interceptions and 10 passes defended. In his final appearance last year, Hal registered six total tackles, an interception and two defended passes in Houston's playoff loss to the Patriots. The former Commodore cornerback also earned 11 starts at free safety last year, and has 22 career starting assignments. Former Vanderbilt All-America Zach Cunningham joins Hal on the Houston roster. **Week 11 (Nov. 19): Hal registered four total tackles and contributed an interception, helping Houston to a 31-21 home victory over Arizona in NRG Stadium. The interception was Hal's third of the season and ninth of this career. What's next: The 4-6 Texans will play on Monday Night Football on Nov. 27, traveling to take on the 5-5 Baltimore Ravens at M&T Bank Stadium. Kickoff is 7:30 p.m. CT.**

Casey Hayward (2008-11) // L.A. Chargers // Hayward enters his sixth season regarded as one of the NFL's elite cornerbacks. In 2016, Hayward enjoyed his finest season, earning his initial Pro Bowl recognition after leading the league with seven interceptions. He also ranked second in the league with 21 pass deflections, and finished the 2016 regular season with 35 solo tackles. He joins former Commodore offensive lineman Spencer Pulley on the Charger roster. **Week 11 (Nov. 19): Hayward was tremendous in the secondary Sunday as the Chargers registered an impressive 54-24 home victory over Buffalo at StubHub Center. Hayward posted two interceptions, three pass breakups and a tackle for loss among four total tackles in the Chargers' victory. Hayward now has three interceptions this season and 19 for his career. What's next: Hayward and the 4-6 Chargers move outside the AFC on Thursday, traveling to Dallas to take on the 5-5 Cowboys. Kickoff at AT&T Stadium is 3:30 p.m. CT.**

Will Holden (2013-16) // Arizona // Selected in the fifth round of the 2017 NFL Draft, Holden earned a spot of Arizona's 53-man opening day roster with a solid showing during the preseason. He has the versatility to play either tackle or guard for the Cardinals. **Week 4:** Holden participated on special team conversion units and played limited snaps on the offensive line as the 1-2 Cardinals dropped a 28-17 decision to the Dallas Cowboys on Monday Night Football Sept. 25. **Week 11 (Nov. 19): Holden was active Sunday but did not see action as the Arizona Cardinals fell 31-21 on the road to Houston in NRG Stadium. Holden has been active in more than half of the Cardinals games as a rookie offensive lineman. What's next: The 4-6 Cardinals host 7-3 Jacksonville on Sunday, Nov. 26 in University of Phoenix Stadium. The Cardinals are looking to stay in contention in the NFC wild card race. Kickoff is 3:25 p.m. CT.**

Andrew Jelks (2013-16) // New England // Jelks was placed on the reserve/non-football injury list Sept. 2 by the Patriots. New England coach Bill Belichick was impressed by Jelks at Vanderbilt Pro Day in March, then added Jelks as an undrafted free agent in May. Though he missed the last two seasons at Vanderbilt due to injury, Jelks joins fellow Commodore undrafted rookie free agent Adam Butler with the Patriots. **Most recently: Jelks was removed from the reserve/non-football injury list by the Patriots Nov. 7. The guard-tackle has a three-week window to be activated by New England.**

Wesley Johnson (2010-13) // New York Jets // Johnson enters his fourth professional season as the Jets' starting center, a role that Nick Mangold has served for the last decade. Johnson is coming off a 2016 campaign when he filled in admirably for an injured Mangold, starting eight of the final nine games for the Jets. **Week 11 (Nov. 19): Johnson and the Jets were idle last week. What's next: The 4-6 Jets will host the 7-3 Carolina Panthers on Sunday, Nov. 26 looking to stay in contention for an AFC wild card berth. Kickoff at MetLife Stadium is noon CT.**

Jordan Matthews (2010-13) // Buffalo // Matthews enters his fourth season in the NFL. On Aug. 11, 2017, Matthews was traded from Philadelphia to the Buffalo Bills. Matthews has missed three weeks this preseason with an injury, but is expected to start in the season opener vs. New York. The Commodores' all-time leading receiver is coming off a campaign when he ranked second on the Eagles with 73 receptions and 804 receiving yards. Matthews posted impressive numbers in Philly: 225 receptions, 2,673 receiving yards and 19 touchdown catches in 35 career starts. Matthews is expected to miss up to a month after suffering a thumb injury Oct. 1 at Atlanta. **Week 11 (Nov. 19): Matthews missed his second game of the season with a leg injury Sunday as the Bills fell to .500 overall with the 54-24 defeat to the Los Angeles Chargers at StubHub Center. What's next: The 5-5 Bills look to stay in contention for a wild card berth on Sunday, Nov. 26 when they go to Kansas City to face the 6-4 Chiefs. Kickoff at Arrowhead Stadium is noon CT.**

Spencer Pulley (2011-15) // L.A. Chargers // Entering his second professional season, Pulley looks to be the opening day starter as Philip Rivers' center in Los Angeles. Pulley has enjoyed a quick rise since signing with the Chargers as an undrafted rookie free agent in May 2016. As a rookie, Pulley saw action in all 16 games for San Diego, contributing on both special teams and the offensive line. He joins former Commodore cornerback Casey Hayward on the Charger roster. **Week 11 (Nov. 19): Pulley and the offensive line helped the Chargers to more than 400 yards of total offense in an impressive 54-24 home victory over the Buffalo Bills. Pulley continued in his role as the Chargers' starting center. What's next: Pulley and the 4-6 Chargers look to continue on the winning track on Thanksgiving, traveling to Dallas to face the 5-5 Cowboys. Kickoff at AT&T Stadium is 3:30 p.m. CT.**

Stephen Weatherly (2012-15) // Minnesota // Weatherly enters his second season in Minneapolis aiming for an important role on the Vikings' defensive front. Selected in the 7th round of the 2016 NFL Draft, Weatherly finished last year on Minnesota's active roster, garnering a couple of tackles in late-season appearances. Weatherly has worked hard to transition from an outside linebacker at Vanderbilt, and currently sits at the top reserve to Viking right end starter Everson Griffen. **Week 11 (Nov. 19): In his second game back from injury, Weatherly contributed a tackle for loss as Minnesota continued to impress, defeating the Los Angeles Rams 24-7 at home in U.S. Bank Stadium. What's next: The 8-2 Vikings, leaders in the NFC North, face another division rival on Thanksgiving as they travel to Detroit to face the 6-4 Lions. Kickoff at Ford Stadium is 11:30 a.m. CT.**



NATIONAL RANKINGS

AP Top 25

Week 13

	Record	Points	Prev
1. Alabama (58)	11-0	1522	—
2. Miami (3)	10-0	1433	—
3. Oklahoma	10-1	1370	—
4. Clemson	10-1	1355	—
5. Wisconsin	11-0	1328	—
6. Auburn	9-2	1203	—
7. Georgia	10-1	1157	—
8. Ohio State	9-2	1064	—
9. Notre Dame	9-2	1023	—
10. TCU	9-2	906	11
11. USC	10-2	891	12
12. Penn State	9-2	888	13
13. UCF	10-0	833	14
14. Washington State	9-2	697	15
15. Washington	9-2	613	16
16. Mississippi State	8-3	573	17
17. Memphis	9-1	496	18
18. Oklahoma State	8-3	422	10
19. LSU	8-3	415	21
20. Stanford	8-3	407	—
21. Michigan State	8-3	366	22
22. South Florida	9-1	247	23
23. Northwestern	8-3	232	NR
24. Virginia Tech	8-3	136	NR
25. Boise State	9-2	96	NR

Dropped from rankings: Michigan 19, West Virginia 24, NC State 25
 Others receiving votes: Michigan 49, Iowa State 47, South Carolina 30, NC State 9, San Diego State 8, Wake Forest 7, Texas A&M 1, Fresno State 1

Coaches Poll

Week 13

	Record	Points	Prev
1 Alabama(64)	11-0	1600	—
2 Miami	10-0	1492	—
3 Clemson	10-1	1429	—
4 Wisconsin	11-0	1414	—
5 Oklahoma	10-1	1408	—
6 Auburn	9-2	1271	—
7 Georgia	10-1	1221	—
8 Ohio State	9-2	1103	—
9 Notre Dame	9-2	1019	—
10. USC	10-2	976	—
11 Penn State	9-2	956	—
12. UCF	10-0	915	—
13. TCU	9-2	861	14
14. Washington	9-2	735	15
15. Washington State	9-2	684	16
16. Memphis	9-1	566	17
17. Mississippi State	8-3	552	19
18. LSU	8-3	430	21
19. South Florida	9-1	388	20
20. Stanford	8-3	383	23
21. Oklahoma State	8-3	366	13
22. Michigan State	8-3	326	24
23. Northwestern	8-3	243	NR
24. Boise State	9-2	124	NR
25. Virginia Tech	8-3	119	NR

Dropped from rankings: Michigan 18, NC State 22, West Virginia 25
 Others receiving votes: South Carolina 69, Michigan 58, San Diego State 24, Iowa State 14, NC State 13, Kentucky 9, Wake Forest 8, Texas A&M 8, Fresno State 4, Troy 4, Florida Atlantic 4, Army 3, West Virginia 1

COACHING STAFF CONSISTENCY

One year after changing numerous coaching positions, head coach Derek Mason heads into his fourth season at Vanderbilt with a staff largely intact from a year ago.

The only offseason change Mason made was forced by illness. Warren Belin, a long-time Commodore defensive coach under Bobby Johnson, returned to campus, serving as Mason's outside linebackers coach.



BELIN

Belin was enticed to Vanderbilt only after learning Osia Lewis would be leaving his duties to battle a liver cancer diagnosis. Lewis left his on-field responsibilities in February, moving into a senior defensive assistant/consultant to the head coach role.

Before the 2016 season, Mason brought on five new staffers: Lewis, Jeff Genyk (special teams coordinator/running backs), Cameron Norcross (offensive line), C.J. Ah You (defensive line) and Chris Marve (inside linebackers).

Only Gerry Gdowski remains from Mason's original staff. Last year, Gdowski mentored Vanderbilt quarterbacks after coaching tight ends in 2014-15.

EXPERIENCE MATTERS

For the first time in the Derek Mason era the Commodores started an overwhelming amount of upperclassmen in 2016.

In the Dores' 13 games last year, 70.3% of the squad's starts went to juniors and seniors. The previous year just 54.2% of the starts went to older student-athletes and only 46.2% of the starts in Mason's first year in 2014.

THREE DORES BACK AFTER ALL-SEC FRESHMAN CAMPAIGNS

Vanderbilt sophomores Sam Loy, Ean Pfeifer and Jared Pinkney are coming off a season when they earned All-SEC Freshman honors from Athlon Sports.

Pfeifer and Pinkney were named to Athlon's first team all-freshman squad. Loy was named as Athlon's second-team punter.

FOUR DORES ON SENIOR BOWL WATCH LIST

Prior to the season, four Commodores were named to the Reese's Senior Bowl watch list.

The four Dores are four of the most productive athletes on the 2017 roster led by Vanderbilt all-time leading rusher Ralph Webb. The star running back set the all-time VU rushing mark last fall and holds the class record for Vandy freshmen, sophomores and juniors entering his senior season.

COMMODORES SET TO HOST SEVEN GAMES IN 2018

Vanderbilt's 2018 schedule features seven home games at Vanderbilt Stadium, including games against Nevada, Florida and Tennessee.

The Commodores will also travel to Notre Dame, Georgia and Arkansas next fall.

VU is set to play in the first nine weeks of the regular season before taking the team's bye week Nov. 3.

The schedule has the Dores playing four of the team's first five games at home before playing four of the next five on the road.

The schedule wraps up with annual foes Ole Miss and Tennessee at home.

DATE	OPP
Sept. 1	Middle Tennessee
Sept. 8	Nevada
Sept. 15	at Notre Dame
Sept. 22	South Carolina
Sept. 29	Tennessee State
Oct. 6	at Georgia
Oct. 13	Florida
Oct. 20	at Kentucky
Oct. 27	at Arkansas
Nov. 3	OFF
Nov. 10	at Missouri
Nov. 17	Ole Miss
Nov. 24	Tennessee



BURKS, WEBB EARN PRESEASON ALL-SEC NOD

Oren Burks and Ralph Webb were named preseason All-Southeastern Conference recipients by the league’s head coaches prior to the season.

The duo also earned preseason recognition from the media attending SEC Media Days in July.

SEC head coaches voted Webb, a rising senior running back from Gainesville, Fla., and Burks, a rising senior linebacker from Fairfax Station, Va., as third-team all-conference recipients.

A preseason candidate for the Doak Walker and Maxwell awards, Webb enters his final season with 3,342 rushing yards. Webb ranks No. 20 on the SEC career rushing charts and could climb into the league’s top five with a season comparable to last year when he set a new team single-season record with 1,283 rushing yards.

A Butkus Award candidate, Burks finished with 40 unassisted tackles, 59 total stops, 6.5 tackles for loss, 3.5 quarterback sacks and an interception last year. Burks’ career statistics of 155 total tackles and four interceptions are active team highs.

POLY PIPELINE GROWING IN NASHVILLE

Vanderbilt’s Poly pipeline continues to grow in 2017 with six student-athletes on the roster with Polynesian descent, doubling last year’s total.

Senior Nifae Lealao is the elder statesman of the group and has been joined by now redshirt freshmen Josiah Sa’o and Sean McMoore. Sa’o plays alongside Lealao on the defensive line with McMoore on the offensive line. McMoore is the first Hawaiian to suit up for VU while Lealao and Sa’o both hail from California.

The Dores’ freshman class features three new players with Poly blood, including two from The Rock in Feleti Afemui and Jonah Buchanan. Afemui is a linebacker from Kahului with Buchanan playing alongside Lealao and Sa’o on the defensive line from Honolulu. Michael Owusu rounds the gridiron group playing outside linebacker from Oxnard, Calif.

Vanderbilt’s soccer team joined the Polynesian party, adding sophomore Taiana Tolleson to the growing ‘ohana’ (family) at Vanderbilt.

Even with seven Polynesians in athletics on West End, the most famous Polynesian in Nashville remains Heisman Trophy winner and Tennessee Titans QB Marcus Mariota.

LIKE FATHER, LIKE SON

WR Caleb Scott and DB Donovan Sheffield are second-generation Commodores. Both following their dad’s collegiate path through Vanderbilt

Scott is the son of former Commodore TE Chuck Scott (1981-84). Scott’s dad was a 1983 All-America and two-time All-SEC pick who still ranks T-3rd all-time among Commodores with 20 TD catches, sixth in receiving yards (2,219), and seventh in receptions (145).

Sheffield is the son of DB Robert Sheffield (1993-95). Sheffield’s dad was a three-year letterwinner at cornerback from 1993-95.

SEC STANDINGS

Eastern Division

Team	OVR	SEC	Home	Road	Strk
Georgia	10-1	7-1	6-0	3-1	W1
S. Carolina	8-3	5-3	5-1	2-2	W2
Kentucky	7-4	4-4	4-2	3-2	L1
Missouri	6-5	3-4	4-3	2-2	W5
Florida	4-6	3-5	3-2	1-2	W1
Tennessee	4-7	0-7	3-3	0-4	L2
Vanderbilt	4-7	0-7	4-3	1-3	L2

Western Division

Team	OVR	SEC	Home	Road	Strk
Alabama	11-0	7-0	7-0	3-0	W11
Auburn	9-2	6-1	6-0	3-2	W4
LSU	8-3	5-2	4-1	3-2	W2
Miss. St.	8-3	4-3	5-1	3-2	W1
Texas A&M	7-4	4-3	4-3	2-1	W2
Ole Miss	5-6	2-5	4-3	1-3	L1
Arkansas	4-7	1-6	3-3	1-3	L2

This Week in the SEC

Thursday, Nov. 23

Ole Miss at Mississippi State | 6:30 p.m. | ESPN

Friday, Nov. 24

Missouri at Arkansas | 1:30 p.m. | CBS

Saturday, Nov. 25

Georgia at Georgia Tech | 11 a.m. | ABC

Florida State at Florida | 11 a.m. | ESPN

Louisville at Kentucky | 11 a.m. | SECN

Alabama at Auburn | 2:30 p.m. | CBS

Vanderbilt at Tennessee | 3 p.m. | SECN

Clemson at South Carolina | 6:30 p.m. | ESPN

Texas A&M at LSU | 6:30 p.m. | SECN

Next Week in the SEC

Saturday, Dec. 2

SEC Championship Game - Atlanta, Ga.

Georgia vs. Alabama | TBA | CBS

All times Central

VU Weekly Award Winners

SEC co-Defensive Player of the Week

LaDarius Wiley - Week 3 - vs. Kansas State

Maxwell/Bednarik Defensive Player of the Week

Joejuan Williams - Week 3 - vs. Kansas State



GAME	FINAL SCORE	SCORE BY QUARTER				FIRST DOWNS				RUSHING			PASSING			OFFENSE		PUNTING	FUMBLES	PENALTY	THIRD	TOTAL
		1	2	3	4	RU	PA	PN	TOT	ATT	YDS	TD	C-A-I	YDS	TD	ATT	YDS	NO-AVG	NO-LOST	NO-YDS	DOWN	TOP
VU	28	14	7	7	0	5	10	0	15	35	71	1	20-28-0	296	3	63	367	7-41.9	1-0	6-69	8-16	36:33
MT	6	0	0	0	6	3	8	3	14	26	49	0	18-31-1	166	1	57	215	7-40.7	1-0	4-14	0-12	23:27
AAMU	0	0	0	0	0	4	1	2	7	32	59	0	8-21-2	44	0	53	103	10-35.4	1-0	5-21	2-14	29:19
VU	42	14	21	7	0	8	10	0	18	35	174	2	19-26-0	227	4	61	401	5-33.2	0-0	4-40	6-13	30:41
KSU	7	0	7	0	0	10	3	0	13	35	201	1	10-28-2	76	0	63	277	7-37.7	0-0	7-68	4-16	30:27
VU	14	7	0	0	7	2	9	0	11	32	65	1	14-23-0	205	1	55	270	8-33.5	1-1	5-50	4-13	29:33
ALA	59	21	10	21	7	24	12	2	38	66	496	6	17-27-0	181	2	93	677	2-32.0	3-0	6-40	9-15	42:55
VU	0	0	0	0	0	1	1	1	3	16	40	0	7-22-1	38	0	38	78	9-43.7	1-1	5-20	1-10	17:05
VU	24	7	10	0	7	3	13	1	17	20	46	0	18-40-0	264	3	60	310	6-41.0	2-0	4-38	3-13	24:00
FLA	38	7	10	7	14	11	9	3	23	51	218	5	17-26-0	249	0	77	467	5-42.2	1-0	9-64	7-16	36:00
UGA	45	7	14	17	7	21	6	0	27	54	423	4	10-14-0	126	2	68	549	1-59.0	2-1	7-46	7-11	34:23
VU	14	0	7	0	7	3	8	0	11	22	76	1	17-31-0	172	1	53	236	7-36.3	0-0	5-25	6-15	25:37
VU	35	0	21	0	14	7	13	1	21	37	188	2	18-37-1	229	3	74	417	4-38.8	3-1	6-52	8-18	31:49
OM	57	7	28	12	10	12	13	2	27	41	252	3	22-35-0	351	4	76	603	4-39.2	0-0	11-79	3-11	28:11
VU	27	7	6	7	7	8	15	4	27	23	107	0	27-49-1	333	4	72	440	4-34.5	2-0	10-100	8-15	29:24
SC	34	14	10	7	3	14	8	4	26	37	212	3	19-29-0	174	1	66	386	3-48.0	0-0	7-50	7-14	30:36
WKU	17	7	7	3	0	4	15	3	22	30	-6	1	33-53-1	355	1	83	349	5-40.6	0-0	5-31	8-21	32:29
VU	31	14	7	7	3	7	12	0	19	35	174	2	14-21-0	220	2	56	394	5-44.8	0-0	6-54	5-11	27:31
UK	44	7	13	21	3	10	8	3	21	47	232	5	13-17-0	195	0	64	427	3-38.7	3-1	9-61	5-12	33:29
VU	21	7	0	14	0	3	15	3	21	20	60	2	30-43-4	308	1	63	368	4-45.2	3-0	4-48	5-13	26:31
MIZ	45	7	28	3	7	9	7	1	17	39	191	1	10-25-0	235	3	64	426	5-37.2	0-0	11-56	8-16	24:33
VU	17	0	0	17	0	5	16	4	25	30	51	1	28-52-3	348	1	82	399	6-44.8	0-0	6-45	5-16	35:27
VU																						
UT																						

Vanderbilt Long Plays

YARDS	RUSH	PASS	KR	PR	TD
20-29	3	20	15	-	2
30-39	4	13	2	-	3
40-49	2	2	1	-	3
50-59	-	-	-	-	-
60-69	-	-	-	-	-
70-79	-	1	-	-	1
80-89	-	-	-	-	-
90-99	-	-	-	-	-
TOTALS	9	36	18	0	10

Opponent Long Plays

YARDS	RUSH	PASS	KR	PR	TD
20-29	13	16	5	2	6
30-39	3	10	1	-	6
40-49	-	2	-	-	1
50-59	2	3	-	-	4
60-69	1	-	-	-	1
70-79	-	1	-	1	1
80-89	-	-	-	-	-
90-100	-	-	1	-	-
TOTALS	19	32	7	3	19

Three-&-Out Drives

	VANDERBILT	OPPONENT
	THREE-&-OUTS/DRIVES	THREE-&-OUTS/DRIVES
@Middle Tenn.	5/15 (33.3%)	6/13 (46.2%)
Alabama A&M	1/13 (7.7%)	6/14 (42.9%)
Kansas State	5/13 (38.5%)	4/12 (33.3%)
Alabama	7/12 (58.3%)	1/12 (8.3%)
@Florida	4/11 (36.4%)	3/12 (25.0%)
Georgia	2/10 (20.0%)	0/11 (0.0%)
@Ole Miss	4/15 (26.7%)	2/16 (12.5%)
@S. Carolina	0/11 (0.0%)	2/12 (16.7%)
W. Kentucky	4/12 (33.3%)	3/12 (25.0%)
Kentucky	3/12 (25.0%)	1/13 (7.7%)
Missouri	3/15 (20.0%)	4/15 (26.7%)
@Tennessee		
	38/139 (27.3%)	32/142 (22.5%)





Vanderbilt Scoring Drives

OPP	PLAYS	YARDS	TIME	SCORING PLAY
@MT	5	75	2:29	Lipscomb 37-yd pass from Shurmur
@MT	3	40	1:04	Webb 1-yd run
@MT	13	76	7:43	Lipscomb 4-yd pass from Shurmur
@MT	3	80	1:24	Webb 73-yd pass from Shurmur
AAMU	11	67	6:22	Webb 6-yd run
AAMU	6	54	3:10	Pinkney 10-yd pass from Shurmur
AAMU	6	81	2:33	Lipscomb 45-yard pass from Shurmur
AAMU	3	10	0:53	Shurmur 1-yd run
AAMU	4	65	1:28	Sherfield 25-yd pass from Shurmur
AAMU	1	23	0:06	Pinkney 23-yd pass from Shurmur
KSU	13	84	7:53	Duncan 2-yd pass from Shurmur
KSU	4	33	1:53	Shurmur 2-yd run
UF	7	75	3:55	Lipscomb 13-yd pass from Shurmur
UF	7	75	3:12	Scott 12-yd pass from Shurmur
UF	9	60	3:57	Openshaw 42-yd FG
UF	14	77	3:56	Marcus 7-yd pass from Shurmur
UGA	6	75	1:30	Webb 1-yd run
UGA	4	1	0:59	Duncan 3-yd pass from Shurmur
MISS	8	97	4:36	Webb 38-yd run
MISS	5	56	2:30	Webb 1-yd run
MISS	5	75	1:27	Lipscomb 13-yd pass from Shurmur
MISS	7	67	1:48	Pinkney 1-yd pass from Shurmur
MISS	11	75	4:07	Sherfield 6-yd pass from Wallace
SC	6	75	2:54	Blasingame 9-yd pass from Shurmur
SC	6	54	1:45	Duncan 8-yd pass from Shurmur
SC	3	70	1:28	Lipscomb 47-yd pass from Shurmur
SC	14	77	4:52	Duncan 4-yd pass from Shurmur
WKU	11	75	5:54	Sherfield 4-yd pass from Shurmur
WKU	8	75	4:04	Webb 8-yd run
WKU	8	84	1:12	Ellis 31-yd pass from Shurmur
WKU	2	65	0:44	Sherfield 45-yd run
WKU	8	41	4:46	Openshaw 39-yd FG
UK	4	62	1:50	Webb 37-yd run
UK	9	75	4:15	Shurmur 14-yd run
UK	11	75	3:40	Lipscomb 17-yd pass from Shurmur
MIZ	7	75	3:10	Webb 1-yd run
MIZ	6	69	3:23	Scott 7-yd pass from Shurmur
MIZ	9	59	2:23	Openshaw 23-yd FG

Opponent Scoring Drives

OPP	PLAYS	YARDS	TIME	SCORING PLAY
@MT	3	47	1:05	James 22-yd pass from Stockstill
KSU	8	75	4:13	Ertz 15-yd run
ALA	5	47	1:30	Scarborough 6-yd run
ALA	2	70	0:36	Harris 61-yd run
ALA	6	26	2:38	Harris 2-yd run
ALA	13	75	5:39	Scarborough 2-yd run
ALA	13	71	3:43	Pappanastos 22-yd FG
ALA	8	75	2:53	Harris 2-yd run
ALA	8	68	1:58	Jeudy 34-yd pass from Tagovailoa
ALA	4	58	1:35	Smith 27-yd pass from Tagovailoa
ALA	10	89	5:38	Robinson Jr. 17-yd run
UF	10	62	5:20	Perine 1-yd run
UF	7	45	2:56	Perine 13-yd run
UF	7	71	0:43	Pineiro 21-yd FG
UF	8	73	3:56	Davis 1-yd run
UF	12	65	6:04	Perine 1-yd run
UF	5	48	1:31	Davis 39-yd run
UGA	7	83	2:46	Chubb 33-yd run
UGA	8	45	3:27	Swift 5-yd pass from Fromm
UGA	11	80	6:12	Chubb 14-yd run
UGA	4	75	1:46	Godwin 47-yd pass from Fromm
UGA	3	64	1:04	Michel 50-yd run
UGA	12	65	5:55	Blankenship 27-yd FG
UGA	6	50	2:09	Holyfield 15-yd run
MISS	3	74	0:51	Brown 58-yd pass from Patterson
MISS	5	75	1:09	Lodge 35-yd pass from Patterson
MISS	4	27	1:22	Patterson 4-yd run
MISS	5	65	1:15	Wilkins 18-yd run
MISS	5	30	1:16	Lodge 6-yd pass from Patterson
MISS	3	50	0:50	Brown 29-yd pass from Patterson
MISS	5	22	2:10	Logan 22-yd FG
MISS	10	57	4:53	Logan 25-yd FG
MISS	2	66	0:57	Swinney 55-yd run
SC	5	75	1:41	Bentley 13-yd run
SC	10	64	3:38	Turner 1-yd run
SC	5	75	1:57	Smith 36-yd pass from Bentley
SC	6	8	2:15	White 44-yd FG
SC	8	72	5:01	Bentley 11-yd run
SC	10	43	4:23	White 39-yd FG
WKU	4	61	0:56	Fant 25-yd pass from White
WKU	8	82	1:59	White 3-yd run
WKU	17	63	5:40	Nuss 29-yd FG
UK	7	75	3:23	King 22-yd run
UK	8	74	3:50	Snell 22-yd run
UK	4	-4	1:06	MacGinnis 42-yd FG
UK	6	21	1:57	MacGinnis 40-yd FG
UK	5	80	2:03	Snell 2-yd run
UK	5	56	2:51	King 7-yd run
UK	1	6	0:21	Snell 6-yd run
UK	11	54	7:17	MacGinnis 39-yd FG
MIZ	8	71	2:15	Okwuegbunam 7-yd pass from Lock
MIZ	4	88	1:00	Rountree III 12-yd run
MIZ	6	56	1:39	Floyd 30-yd pass from Lock
MIZ	9	48	2:57	McCann 41-yd FG
MIZ	8	90	3:40	Okwuegbunam 57-yd pass from Lock

Scoring Drive Breakdown

Yardage	VANDERBILT		OPPONENT	
	TD	FG	TD	FG
No drive	-	-	2	-
Neg. Yards	-	-	-	1
0-9	1	-	1	1
10-19	1	-	-	-
20-29	1	-	2	2
30-39	1	-	1	-
40-49	1	1	5	2
50-59	4	-	5	2
60-69	6	1	8	2
70-79	15	1	14	2
80-89	4	-	6	-
90-99	1	-	1	-
TOTALS	35	3	45	12

Game-Opening Drives

OPP	VANDERBILT			OPPONENTS		
	PTS	1STS	YDS	PTS	1STS	YDS
@Middle Tenn.	7	3	75	0	2	31
Alabama A&M	7	4	67	0	1	2
Kansas State	0	0	6	0	0	5
Alabama	0	1	14	0	2	28
@Florida	0	0	0	0	0	7
Georgia	0	2	33	7	4	78
@Ole Miss	0	1	31	0	0	-2
@S. Carolina	7	4	75	7	4	60
W. Kentucky	7	5	75	0	0	2
Kentucky	0	0	7	0	1	24
Missouri	0	0	1	7	4	71
@Tennessee						
TOTALS	28	19	384	21	18	306

Second Half-Opening Drives

OPP	VANDERBILT			OPPONENTS		
	PTS	1STS	YDS	PTS	1STS	YDS
@Middle Tenn.	7	0	80	0	0	9
Alabama A&M	0	1	10	0	0	5
Kansas State	0	2	38	0	2	24
Alabama	0	0	3	7	4	75
@Florida	0	1	15	0	0	6
Georgia	0	0	7	7	3	75
@Ole Miss	0	0	-11	7	2	50
@S. Carolina	7	3	70	0	3	46
W. Kentucky	0	0	9	3	6	63
Kentucky	0	0	-6	7	2	80
Missouri	7	4	75	3	2	48
@Tennessee						
TOTALS	21	11	290	34	24	481

Scoring Drive Superlatives

Most Plays/Result
Most Yards/Result
Most Time/Result

VANDERBILT
(2x) 14/TD at South Carolina
97/TD at Ole Miss
7:53/TD vs. Kansas State

OPPONENT
17/FG vs. W. Kentucky
90/TD vs. Missouri
7:17/FG vs. Kentucky



The Last Vanderbilt Player...

Player scored 3 TDs _____ Ralph Webb vs. Ole Miss (3, 11/19/2016)
 Player scored 4 TDs or more _____ Earl Bennett vs. Kentucky (5, 11/12/2005)
 QB passes for 3 TDs _____ Kyle Shurmur at Florida (3, 9/30/2017)
 QB passes for 4+ TDs _____ Kyle Shurmur at S. Carolina (4, 10/28/2017)
 QB passed for 200-299 yards _____ Kyle Shurmur vs. W. Kentucky (220, 11/4/2017)
 QB passed for 300-399 yards _____ Kyle Shurmur vs. Missouri (348, 11/18/2017)
 QB passed for 400+ yards _____ Kyle Shurmur vs. Tennessee (416, 11/26/2016)
 70+ yard reception _____ Shurmur to Webb at Middle Tenn. (73, 9/2/2017)
 Rushed for 100-199 yards _____ Ralph Webb vs. W. Kentucky (104, 11/4/2017)
 Rushed for 200-299 yards _____ Ralph Webb vs. Middle Tennessee (211, 9/10/2016)
 Rushed for 300+ yards _____ Frank Mordica vs. Air Force (321, 11/18/1978)
 70+ yard rush _____ Ralph Webb at Florida (74, 11/7/2015)
 Rushed for 3+ TD _____ Ralph Webb vs. Ole Miss (3, 11/19/2016)
 Receiver had 100-199 yards _____ Jared Pinkney vs. Missouri (119, 11/18/2017)
 Receiver had 200+ yards _____ Trent Sherfield vs. Austin Peay (240, 9/1/2015)
 Had 3+ TD receptions _____ Earl Bennett vs. Richmond (3, 9/1/2007)
 Returned kickoff for TD _____ Darrius Sims vs. South Carolina (100, 9/120/2014)
 Returned punt for TD _____ Jonathan Krause at Wake Forest (83, 11/24/2012)
 Returned INT for TD _____ Oren Burks vs. Kentucky (30, 11/14/2015)
 Returned fumble for TD _____ Taurean Ferguson at Kentucky (22, 10/8/2016)
 Kicked at least three FGs _____ Tommy Openshaw at Auburn (3, 11/5/2016)
 Kicked 50+ yard FG _____ Tommy Openshaw vs. NC State (52, 12/26/2016)
 Had 70+ yard punt _____ Tommy Openshaw vs. Missouri (78, 10/24/2015)
 Recorded 10+ tackles _____ O. Burks, J. Griffin (12) vs. Kentucky (11/11/2017)
 Recorded 3+ tackles for loss Odeyingbo, Wright at Middle Tenn. (3.0, 9/2/2017)
 Recorded 3+ sacks _____ Charles Wright at Middle Tenn. (3.0, 9/2/2017)
 Blocked opponent punt _____ Andrew Rector vs. Alabama A&M (9/9/2017)
 Returned blocked punt for TD _____ Stephen Weatherly vs. UMass (11, 9/13/2014)
 Blocked opponent FG _____ Zach Cunningham at Auburn (11/5/2016)
 Blocked a PAT _____ Nifae Lealao at Middle Tenn. (9/2/2017)
 Scored on safety _____ Team vs. Middle Tennessee (9/10/2016)

The Last Time Vanderbilt...

Achieved 30+ first downs _____ vs. Old Dominion (33, 11/1/2014)
 Topped 500+ Yards in Total Offense _____ vs. Tennessee (608, 11/26/2016)
 300 or more passing yards _____ vs. Missouri (348, 11/18/2017)
 400 or more passing yards _____ vs. Tennessee (416, 11/26/2016)
 Rushed for 200-299 yards _____ vs. Middle Tennessee (231, 9/10/2016)
 Rushed for 300-399 yards _____ vs. Tennessee State (358, 10/22/2016)
 Rushed for 400+ yards _____ vs. Presbyterian (410, 9/15/2012)
 Scored 40 points or more _____ vs. Alabama A&M (42, 9/9/2017)
 Held foe under 100 total yards _____ vs. Chattanooga (93, 9/6/2003)
 Held foe to less than 200 total yards _____ vs. Alabama A&M (103, 9/9/2017)
 Held foe under 100 rushing yards _____ vs. Western Kentucky (-6, 11/4/2017)
 Held foe under 100 passing yards _____ vs. Kansas State (76, 9/16/2017)
 Held foe scoreless _____ vs. Alabama A&M (42-0, 9/9/2017)

The Last Opposing Player...

Player scored 3 TDs _____ Benny Snell vs. Kentucky (3, 11/11/2017)
 Player scored 4 TDs or more _____ Justin Boyle at Duke (4, 10/28/2006)
 QB passes for 3 TDs _____ Drew Lock vs. Missouri (3, 11/18/2017)
 QB passes for 4+ TDs _____ Shea Patterson at Ole Miss (4, 10/14/2017)
 QB passed for 200-299 yards _____ Ryan Finley vs. NC State (235, 12/26/2016)
 QB passed for 300-399 yards _____ Mark White vs. W. Kentucky (324, 11/4/2017)
 QB passed for 400+ yards _____ Bo Wallace vs. Ole Miss (403, 11/10/2012)
 70+ yard reception _____ Lock to Moore vs. Missouri (71, 11/18/2017)
 Rushed for 100-199 yards _____ Ish Witter vs. Missouri (102, 11/18/2017)
 Rushed for 200+ yards _____ Arian Foster vs. Tennessee (223, 11/19/2005)
 Rushed for 3+ TDs _____ Benny Snell vs. Kentucky (3, 11/11/2017)
 70+ yard rush _____ Pharoh Cooper vs. So. Carolina (70, 9/20/2014)
 Receiver had 100-199 yards _____ A. Okwuegbunam vs. Missouri (116, 11/18/2017)
 Receiver had 200+ yards _____ Craig Yeast Kentucky (269, 11/13/1998)
 Had 3+ TD receptions _____ Jaylen Samuels vs. NC State (3, 12/26/2016)
 Returned kickoff for TD _____ Nyheim Hines vs. NC State (100, 12/26/2016)
 Returned punt for TD _____ Richaud Floyd vs. Missouri (74, 11/18/2017)
 Returned INT for TD _____ Brandon Lee vs. Missouri (42, 11/18/2017)
 Returned fumble for TD _____ Christian Holmes at Miss. State (51, 11/22/2014)
 Kicked at least three FGs _____ A. MacGinnis vs. Kentucky (3, 11/11/2017)
 Kicked 50+ yard FG _____ Daniel Carlson at Auburn (53, 11/5/2016)
 Had 70+ yard punt _____ Ryan Janvion vs. Wake Forest (71, 11/30/2013)
 Recorded 10+ total tackles _____ Cale Garrett vs. Missouri (12, 11/18/2017)
 Recorded 3+ tackles for loss _____ Marquis Haynes at Ole Miss (3.5, 10/14/2017)
 Blocked VU punt _____ Drell Greene at WKU (9/24/2016)
 Returned blocked punt for TD _____ L. Mathis vs. Charleston So. (17, 10/11/2014)
 Blocked VU FG _____ Shariff Floyd at Florida (11/5/2011)
 Blocked VU PAT _____ D.J. Wonnum at S. Carolina (10/28/2017)
 Scored on VU safety _____ Marquis Haynes at Ole Miss (10/14/2017)

The Last VU Opponent...

Achieved 30+ first downs in game _____ vs. Alabama (38, 9/23/2017)
 Topped 500+ Yards in Total Offense _____ vs. Georgia (549, 10/7/2017)
 300 or more passing yards _____ vs. Western Kentucky (355, 11/4/2017)
 400 or more passing yards _____ Ole Miss, (403, 11/10/2012)
 Rushed for 200-299 yards _____ vs. Kentucky (232, 11/11/2017)
 Rushed for 300-399 yards _____ at Tennessee (331, 11/28/2015)
 Rushed for 400+ yards _____ vs. Georgia (423, 10/7/2017)
 Scored 40 points or more _____ vs. Missouri (45, 11/18/2017)
 Held Vanderbilt under 200 total yards _____ vs. Alabama (78, 9/23/2017)
 Held Vanderbilt under 100 rushing yards _____ vs. Missouri (51, 11/18/2017)
 Held Vanderbilt under 100 passing yards _____ vs. Alabama (38, 9/23/2017)
 Held Vanderbilt scoreless _____ vs. Alabama (59-0, 9/23/2017)



Vanderbilt Individual Season-Highs

Rush Attempts	24	Ralph Webb, @Middle Tenn.
Yards Rushing	163	Ralph Webb, @Ole Miss
TD Rushes	2	Ralph Webb, @Ole Miss
Long Rush	48	Donaven Tennyson, @Ole Miss
Pass Attempts	52	Kyle Shurmur, Missouri
Pass Completions	30	Kyle Shurmur, Kentucky
Yards Passing	348	Kyle Shurmur, Missouri
TD Passes	4 (2x)	Kyle Shurmur, @South Carolina
Long Pass	73	Kyle Shurmur, @Middle Tenn.
Receptions	8 (2x)	Trent Sherfield, Kentucky
Yards Receiving	128	Kalija Lipscomb, @South Carolina
TD Receptions	2 (3x)	C.J. Duncan, @South Carolina
Long Reception	73	Ralph Webb, @Middle Tenn.
Field Goals	1 (3x)	last Tommy Openshaw, Missouri
Long Field Goal	42	Tommy Openshaw, @Florida
Punts	9	Sam Loy, Alabama
Punting Avg.	45.2	Sam Loy, Kentucky
Long Punt	56	Sam Loy, Georgia
Punts Inside 20	3	Sam Loy, @South Carolina
Long Punt Return	18	Kalija Lipscomb, @South Carolina
Long Kickoff Return	45	Jamauri Wakefield, @Ole Miss
Tackles	15	Oren Burks, @Florida
Sacks	3.0	Charles Wright, @Middle Tenn.
Tackles for Loss	3.0 (2x)	Odeyingbo, Wright, @Middle Tenn.
Interceptions	1 (6x)	last Ryan White, W. Kentucky

Vanderbilt Team Game-Highs

Rushes	37	@Ole Miss
Yards Rushing	188	@Ole Miss
Yards per Rush	5.1	@Ole Miss
TD Rushes	2 (3x)	last W. Kentucky
Pass Attempts	52	Missouri
Pass Completions	30	Kentucky
Yards Passing	348	Missouri
Yards per Pass Comp.	15.7	W. Kentucky
TD Passes	4 (2x)	last @South Carolina
Total Plays	82	Missouri
Total Offense	440	@South Carolina
Yards per Play	7.0	W. Kentucky
Points	42	Alabama A&M
Sacks By	6	W. Kentucky
First Downs	27	@South Carolina
Penalties	10	@South Carolina
Penalty Yards	100	@South Carolina
Turnovers	4	Kentucky
Interceptions By	2 (2x)	last Kansas State
Punts	9	Alabama
Punting Avg.	45.2	Kentucky
Long Punt	56	Georgia
Punts Inside 20	3 (2x)	last @South Carolina

Vanderbilt's Longest Plays

Rushing	48	@Ole Miss
Passing	73	@Middle Tennessee
Field Goal	42	@Florida
Punt	56	Georgia
Punt Return	18	@South Carolina
Kickoff Return	45	@Ole Miss
Interception Return	28	@Middle Tennessee
Fumble Return	15	Georgia

Opponent Individual Season-Highs

Rush Attempts	24	Jesse Ertz, Kansas State
Yards Rushing	151	Damien Harris, Alabama
TD Rushes	3 (3x)	Benny Snell, Kentucky
Long Rush	61	Damien Harris, Alabama
Pass Attempts	50	Mike White, W. Kentucky
Pass Completions	31	Mike White, W. Kentucky
Yards Passing	351	Shea Patterson, @Ole Miss
TD Passes	4	Shea Patterson, @Ole Miss
Long Pass	71	Drew Lock, Missouri
Receptions	10	Richie James, @Middle Tenn.
Yards Receiving	174	A.J. Brown, @Ole Miss
TD Receptions	2 (3x)	A. Okwuegbunam, Missouri
Long Reception	71	J'Mon Moore, Missouri
Field Goals	3	A. MacGinnis, Kentucky
Long Field Goal	44	Parker White, @South Carolina
Punts	9	Nick Carden, Alabama A&M
Punting Avg.	59.0	C. Nizialek, Georgia
Long Punt	61	Nick Carden, Alabama A&M
Punts Inside 20	4	John Townsend, @Florida
Long Punt Return	74	Richard Floyd, Missouri
Long Kickoff Return	93	Lynn Bowden Jr., Kentucky
Tackles	12	Cale Garrett, Missouri
Sacks	3.0	Marquis Haynes, @Ole Miss
Tackles for Loss	3.5	Marquis Haynes, @Ole Miss
Interceptions	1 (10x)	Three Tied, Missouri

Opponent Team Game-Highs

Rushes	66	Alabama
Yards Rushing	496	Alabama
Yards per Rush	7.8	Georgia
TD Rushes	6	Alabama
Pass Attempts	53	W. Kentucky
Pass Completions	33	W. Kentucky
Yards Passing	355	W. Kentucky
Yards per Pass Comp.	23.5	Missouri
TD Passes	4	@Ole Miss
Total Plays	93	Alabama
Total Offense	677	Alabama
Yards per Play	8.1	Georgia
Points	59	Alabama
Sacks By	7	@Ole Miss
First Downs	38	Alabama
Penalties	11 (2x)	Missouri
Penalty Yards	79	@Ole Miss
Turnovers	4	Kentucky
Interceptions By	4	Kentucky
Punts	10	Alabama A&M
Punting Avg.	59.0	Georgia
Long Punt	61	Alabama A&M
Punts Inside 20	4 (2x)	last @Florida

Opponent's Longest plays

Rushing	61	Alabama
Passing	71	Missouri
Field Goal	44	@South Carolina
Punt	61	Alabama A&M
Punt Return	74	Missouri
Kickoff Return	93	Kentucky
Interception Return	49	Missouri
Fumble Return		



2017 VANDERBILT COMMODORES

Roster A-Z			#	Name	Pos.	Ht.	Wt.	Year	CL	Hometown/High School (Other)
#	Name	Pos.	2	Arnold Tarpley III	S	6-1	203	SR	3L	Pittsburgh, Pa./Central Catholic
17	Feleti Afemui	LB	2	Deuce Wallace	QB	6-2	210	R-FR	RS	Sevierville, Tenn./Sevier County
18	Colin Anderson	LB	3	Taurean Ferguson	CB	5-9	190	R-SR	3L	Jonesboro, Ga./Jonesboro
78	Bryce Bailey	OL	3	Shawn Stankavage	QB	6-2	205	R-JR	RS	Durham, N.C./Cardinal Gibbons
38	Gil Barksdale	DB	4	Emmanuel Smith	LB	6-2	240	SR	3L	Murfreesboro, Tenn./Oakland
91	Drew Birchmeier	DL	4	Donaven Tennyson	WR	5-10	170	SO	1L	Richmond, Va./Benedictine College Prep
23	Khari Blasingame	RB	5	Ke'Shawn Vaughn	RB	5-10	215	JR	TR	Nashville, Tenn./Pearl-Cohn/Illinois
81	James Bostic	WR	5	LaDarius Wiley	S	6-1	210	R-JR	2L	Los Angeles, Calif./Cathedral
92	Jonah Buchanan	DL	6	Zaire Jones	S	6-0	200	R-FR	RS	Meridian, Miss./Meridian
20	Oren Burks	LB	7	Dimitri Moore	LB	6-3	215	FR	HS	Cedar Hill, Texas/Cedar Hill
74	Cole Clemens	OL	7	Ralph Webb	RB	5-10	202	R-SR	3L	Gainesville, Fla./Gainesville
77	Devin Cochran	OL	8	Joejuan Williams	CB	6-3	208	SO	1L	Nashville, Tenn./Father Ryan/Hendersonville
82	Turner Cockrell	TE	9	Caleb Peart	LB	6-1	235	R-SO	1L	Chandler, Ariz./Hamilton
35	Frank Coppet	DB	9	Caleb Scott	WR	6-2	202	SR	3L	Suwanee, Ga./North Gwinnett
22	Josh Crawford	RB	10	Dayo Odeyingbo	DL	6-6	250	FR	HS	Irving, Texas/Carrollton Ranchview
12	Tae Daley	DB	10	Trent Sherfield	WR	6-1	205	SR	3L	Danville, Ill./Danville
96	Darion DeBrossard	DL	11	Charles Wright	LB	6-3	240	R-JR	2L	Irvine, Calif./Beckman
52	Brayden DeVault-Smith	LB	12	Tae Daley	DB	6-0	185	FR	HS	Warner Robins, Ga./Northside
76	Egidio DellaRipa	OL	12	Jacob Free	QB	6-4	215	FR	HS	Brantley, Ala./Brantley
84	Sam Dobbs	TE	13	Jackson Winrow	WR	6-1	195	R-FR	RS	Shawnee, Okla./Shawnee
19	C.J. Duncan	WR	14	Kyle Shurmur	QB	6-4	227	JR	2L	Philadelphia, Pa./La Salle College
99	Stone Edwards	DL	14	Ryan White	S	5-10	190	GR	3L	Louisville, Ky./Trinity
36	Trey Ellis	WR	15	Elijah Hamilton	DB	6-2	200	R-FR	RS	Roswell, Ga./Blessed Trinity Catholic
3	Taurean Ferguson	CB	15	Alex Stump	WR	6-3	210	R-SO	TR	Avon, Ohio/St. Edward/Ohio State
55	David Floyd	OL	16	Kalija Lipscomb	WR	6-1	200	SO	1L	New Orleans, La./Jesuit
12	Jacob Free	QB	17	Feleti Afemui	LB	6-3	235	FR	HS	Kahului, Hawaii/Maui
28	Allan George	DB	17	Tommy Openshaw	K	6-2	200	GR	3L	Jacksonville, Fla./Creekside
27	Jaire George	FB	18	Colin Anderson	LB	6-2	215	FR	HS	Florence, Ala./Brooks
75	Bailey Granier	OL	18	Hayden Pegley	QB	6-1	190	FR	HS	Burlingame, Calif./Menlo School
40	Jordan Griffin	LB	19	C.J. Duncan	WR	5-11	203	R-SR	3L	Montgomery, Ala./St. James School
98	Ryley Guay	K	19	Sam Loy	P	6-1	190	SO	1L	San Clemente, Calif./Santa Margarita Catholic
15	Elijah Hamilton	DB	20	Oren Burks	LB	6-3	230	R-SR	3L	Fairfax Station, Va./South County
24	Randall Haynie	DB	21	Donovan Sheffield	CB	6-0	190	JR	2L	Nashville, Tenn./Ensworth
42	Kenny Hebert	LB	22	Josh Crawford	RB	5-10	198	JR	2L	Montgomery, Ala./Edgewood Acad.
31	Tre Herndon	DB	23	Khari Blasingame	RB	6-1	235	R-JR	2L	Huntsville, Ala./Buckhorn
33	Jay Hockaday	LB	24	Randall Haynie	DB	6-0	185	FR	HS	Fort Lauderdale, Fla./Cardinal Gibbons
6	Zaire Jones	S	25	Josh Smith	LB	6-4	240	JR	2L	Murfreesboro, Tenn./Oakland
65	Braden Kopp	OL	26	Andrew Rector	S	6-0	205	JR	2L	Nashville, Tenn./Father Ryan
77	Nifae Lealao	DL	27	Jaire George	FB	6-1	230	R-SO	RS	Hyattville, Md./DeMatha Catholic HS
59	John Learned	OL	28	Allan George	DB	6-1	185	FR	HS	Andalusia, Ala./Andalusia
30	Bryce Lewis	CB	28	Dallas Rivers	RB	6-1	225	SR	3L	Stone Mountain, Ga./Stephenson
16	Kalija Lipscomb	WR	29	Austin Quillen	S	5-11	190	R-FR	RS	Jenks, Okla./Jenks
19	Sam Loy	P	30	Bryce Lewis	CB	6-0	185	R-JR	2L	Lilburn, Ga./Parkview
83	Nathan Marcus	TE	31	Tre Herndon	CB	6-1	188	SR	3L	Chattanooga, Tenn./East Hamilton
45	Cody Markel	TE	32	Jamauri Wakefield	RB	6-1	220	R-FR	RS	Jacksonville, Fla./Providence
45	Alex Maxey	SN	33	Jay Hockaday	LB	6-3	230	R-SO	1L	Nashville, Tenn./Christ Presbyterian Acad.
54	Kade Mayle	DL	34	Dare Odeyingbo	DE	6-2	272	JR	2L	Irving, Texas/Cistercian Prep
39	Bailey McElwain	FB	35	Frank Coppet	DB	5-11	185	R-FR	RS	Fort Lauderdale, Fla./St. Thomas Aquinas
53	Sean McMoore	OL	36	Trey Ellis	WR	5-9	170	SR	2L	Charlotte, N.C./Ardrey Kell
63	Grant Miller	OL	38	Gil Barksdale	DB	5-10	180	SO	1L	Solon, Ohio/Solon
48	Andre Mintze	LB	39	Bailey McElwain	FB	6-1	238	SO	1L	Trussville, Ala./Hewitt-Trussville
7	Dimitri Moore	LB	40	Jordan Griffin	LB	6-0	223	JR	2L	Tampa, Fla./Armwood HS
97	Reid Nelson	P	41	Baffour Osei	RB	5-8	180	JR	SQ	Accra, Ghana/Oaks Christian
34	Dare Odeyingbo	DE	42	Kenny Hebert	LB	6-4	228	R-FR	RS	New Orleans, La./Holy Cross
10	Dayo Odeyingbo	DL	44	Jalen Pinkney	DL	6-4	230	FR	HS	Norcross, Ga./Norcross
			45	Cody Markel	TE	6-5	245	R-FR	RS	Middleton, Wisc./Middleton



2017 VANDERBILT COMMODORES

#	Name	Pos.	Ht.	Wt.	Year	CL	Hometown/High School (Other)
45	Alex Maxey	SN	5-11	180	FR	HS	Phoenix, Ariz./Pinnacle
46	Keithian Starling	WR	6-0	180	FR	HS	Nashville, Tenn./Nashville Christian
48	Andre Mintze	LB	6-3	235	R-FR	RS	Philadelphia, Pa./Imhotep Institute
47	Tommy Schiager	SN	6-0	220	R-FR	RS	Portland, Ore./Sunset
49	Jonathan Wynn	DE	6-5	265	R-SR	3L	Stone Mountain, Ga./Stephenson
51	Scott Sypniewski	SN	6-1	231	GR	TR	Ottawa, Ill./Marquette/Michigan
52	Brayden DeVault-Smith	LB	6-3	208	FR	HS	Nashville, Tenn./Pearl-Cohn
53	Sean McMoore	OL	6-4	305	R-FR	RS	Kapolei, Hawaii/Kapolei
54	Kade Mayle	DL	6-2	255	JR	SQ	McConnelsville, Ohio/Morgan
55	David Floyd	OL	6-5	300	R-FR	RS	Nashville, Tenn./Lipscomb Academy
56	Saige Young	OL	6-4	315	SO	TR	Versailles, Ky./Woodford Co./Dodge City CC
57	Ean Pfeifer	OL	6-4	300	R-SO	1L	Bentonville, Ark./Bentonville
57	Josiah Sa'o	DL	6-2	295	R-FR	RS	San Diego, Calif./Kearney
58	Justin Skule	OL	6-6	315	JR	2L	Clifton, Va./Centreville
59	John Learned	OL	6-3	285	FR	HS	Gulf Breeze, Fla./Gulf Breeze
61	Bruno Reagan	OL	6-3	315	R-JR	2L	Clarksville, Tenn./Clarksville
63	Grant Miller	OL	6-4	260	FR	HS	Fort Lauderdale, Fla./St. Thomas Aquinas
65	Braden Kopp	OL	6-5	285	R-FR	RS	Houston, Texas/Houston Christian
66	Cameron Robinson	DL	6-0	300	FR	HS	Mobile, Ala./Murphy
71	Jared Southers	OL	6-5	310	R-SO	1L	South Orange, N.J./Seton Hall Prep
73	Johnathan Stewart	OL	6-8	305	FR	HS	Lawrenceville, Ga./Mountain View
74	Cole Clemens	OL	6-6	305	FR	HS	South Jordan, Utah/Bingham
74	Jay Woods	DL	6-3	285	R-SR	3L	Jackson, Ga./Jackson
75	Bailey Granier	OL	6-6	316	R-JR	2L	Galliano, La./South Lafourche
76	Egidio DellaRipa	OL	6-4	300	R-JR	RS	Castaic, Calif./West Ranch/Coll. of the Canyons (CA)
77	Devin Cochran	OL	6-7	305	R-FR	RS	Norcross, Ga./Greater Atlanta Christian
77	Nifae Lealao	DL	6-5	312	SR	3L	Sacramento, Calif./Capital Christian
78	Bryce Bailey	OL	6-5	305	FR	HS	Newburgh, Ind./Castle
80	Jared Pinkney	TE	6-4	255	R-SO	1L	Norcross, Ga./Norcross
81	James Bostic	WR	6-3	208	FR	HS	Fort Lauderdale, Fla./Cardinal Gibbons
82	Turner Cockrell	TE	6-5	230	R-FR	RS	Acworth, Ga./Allatoona
83	Nathan Marcus	TE	6-5	242	R-SR	3L	Glen Elyn, Ill./Glenbard West
84	Sam Dobbs	TE	6-4	230	JR	2L	Douglasville, Ga./Landmark Christian
85	Chris Pierce	WR	6-4	208	FR	HS	Smithfield, Va./Smithfield
88	Michael Owusu	LB	6-5	228	FR	HS	Oxnard, Calif./Oaks Christian
90	Cameron Tidd	DL	6-3	290	R-FR	RS	Greenwood, Ind./Center Grove
91	Drew Birchmeier	DL	6-4	295	R-FR	RS	Midlothian, Va./Cosby
92	Jonah Buchanan	DL	6-4	270	FR	HS	Honolulu, Hawaii/Iolani
96	Darion DeBrossard	DL	6-4	295	R-SO	1L	Snellville, Ga./Shiloh
97	Reid Nelson	P	6-2	215	SR	1L	Hueytown, Ala./Hueytown HS
98	Ryley Guay	K	5-10	190	SO	1L	Naperville, Ill./Benet Academy
99	Stone Edwards	DL	6-5	245	FR	HS	Hillsborough, N.C./Orange

Roster A-Z		
#	Name	Pos.
17	Tommy Openshaw	K
41	Baffour Osei	RB
88	Michael Owusu	LB
9	Caleb Peart	LB
18	Hayden Pegley	QB
57	Ean Pfeifer	OL
85	Chris Pierce	WR
44	Jalen Pinkney	DL
80	Jared Pinkney	TE
29	Austin Quillen	S
61	Bruno Reagan	OL
26	Andrew Rector	S
28	Dallas Rivers	RB
66	Cameron Robinson	DL
57	Josiah Sa'o	DL
47	Tommy Schiager	SN
9	Caleb Scott	WR
21	Donovan Sheffield	CB
10	Trent Sherfield	WR
14	Kyle Shurmur	QB
58	Justin Skule	OL
4	Emmanuel Smith	LB
25	Josh Smith	LB
71	Jared Southers	OL
3	Shawn Stankavage	QB
46	Keithian Starling	WR
73	Jonathan Stewart	OL
15	Alex Stump	WR
51	Scott Sypniewski	SN
2	Arnold Tarpley	S
4	Donaven Tennyson	WR
90	Cameron Tidd	DL
5	Ke'Shawn Vaughn	RB
32	Jamauri Wakefield	RB
2	Deuce Wallace	QB
7	Ralph Webb	RB
14	Ryan White	S
5	LaDarius Wiley	S
8	Joejuan Williams	CB
13	Jackson Winrow	WR
74	Jay Woods	DL
11	Charles Wright	OLB
49	Jonathan Wynn	DE
56	Saige Young	OL

Pronunciations

PLAYERS

Feleti (**fuh-le-TAY**) Afemui (**ah-fa-mooee**)
 Drew Birchmeier (**bersh-meyer**)
 Khari (**car-EE**) Blasingame
 Jaire (**JIE-air**) George
 Bailey Granier (**graun-YAE**)
 Nifae (**nee-FY**) Lealao (**lay-lau**)
 Kalija (**kuh-lie-JUH**) Lipscomb
 Josiah Sa'o (**sah-O**)
 Dare (**dar-AY**) Odeyingbo (**O-dang-BO**)

Dayo (**die-OH**) Odeyingbo (**O-dang-BO**)
 Caleb Peart (**peert**)

COACHES

Warren Belin (**BEE-lin**)
 Gerry (**Jerry**) Gdowski (**guh-DOW-ski**)



VANDERBILT DEPTH CHART



Ralph Webb | RB

Webb continued his move up the SEC's all-time rushing list last week becoming just the fourth player in league history to reach 4,000 yards.



Charles Wright | OLB

Wright's eight sacks are the fourth-most in the SEC heading into the final weekend of the regular season and most by a Commodore since 2011.

Offense

WR	10 Trent Sherfield	6-1, 205, Sr.
	9 Caleb Scott	6-2, 202, Sr.
	36 Trey Ellis	5-9, 170, Sr.
TE	83 Nathan Marcus	6-5, 242, R-Sr.
	or 80 Jared Pinkney	6-4, 255, R-So.
LT	58 Justin Skule	6-6, 315, Jr.
	74 Cole Clemens	6-6, 305, Fr.
LG	56 Saige Young	6-4, 315, So.
	57 Ean Pfeifer	6-4, 300, R-So.
C	61 Bruno Reagan	6-3, 315, R-Jr.
	53 Sean McMoore	6-4, 305, R-Fr.
RG	76 Egidio DellaRipa	6-4, 300, R-Jr.
	71 Jared Southers	6-4, 310, R-So.
RT	77 Devin Cochran	6-7, 315, R-Fr.
	75 Bailey Granier	6-6, 316, R-Jr.
QB	14 Kyle Shurmur	6-4, 227, Jr.
	2 Deuce Wallace	6-2, 210, R-Fr.
RB	7 Ralph Webb	5-10, 202, R-Sr.
	23 Khari Blasingame	6-1, 235, R-Jr.
FB	28 Dallas Rivers	6-1, 225, Sr.
	27 Jaire George	6-1, 230, R-So.
WR	19 C.J. Duncan	5-11, 203, R-Sr.
	or 16 Kalija Lipscomb	6-1, 200, So.

Defense

DL	49 Jonathan Wynn	6-4, 265, R-Sr.
	10 Dayo Odeyingbo	6-6, 250, Fr.
	91 Drew Birchmeier	6-4, 295, R-Fr.
DL	77 Nifae Lealao	6-5, 315, Sr.
	74 Jay Woods	6-3, 285, R-Sr.
	57 Josiah Sa'o	6-2, 295, R-Fr.
DL	34 Dare Odeyingbo	6-2, 272, Jr.
	90 Cameron Tidd	6-3, 290, R-Fr.
OLB	11 Charles Wright	6-3, 240, R-Jr.
	48 Andre Mintze	6-3, 235, R-Fr.
ILB	40 Jordan Griffin	6-0, 223, Jr.
	4 Emmanuel Smith	6-2, 235, Sr.
ILB	20 Oren Burks	6-3, 230, R-Sr.
	33 Jay Hockaday	6-3, 230, R-So.
OLB	9 Caleb Peart	6-1, 235, R-So.
	25 Josh Smith	6-3, 240, Jr.
CB	31 Tre Herndon	6-1, 188, Sr.
	3 Taurean Ferguson	5-9, 190, R-Sr.
SS	14 Ryan White	5-10, 190, Gr.
	6 Zaire Jones	6-0, 200, R-Fr.
FS	5 LaDarius Wiley	6-1, 205, R-Jr.
	or 2 Arnold Tarpley	6-1, 203, Sr.
CB	8 Joejuan Williams	6-3, 208, So.
	30 Bryce Lewis	6-0, 185, R-Jr.
	21 Donovan Sheffield	5-11, 190, Jr.

Special Teams

K	17 Tommy Openshaw	6-2, 200, Gr.	PR	16 Kalija Lipscomb	6-1, 200, So.
	98 Ryley Guay	5-10, 190, So.		19 C.J. Duncan	5-11, 203, R-Sr.
P	19 Sam Loy	6-1, 190, So.	KR	32 Jamauri Wakefield	6-1, 220, R-Fr.
	97 Reid Nelson	6-2, 215, Sr.		16 Kalija Lipscomb	6-1, 200, So.
H	97 Reid Nelson	6-2, 215, Sr.	SN	47 Tommy Schiager	6-0, 220, R-Fr.



OFF. STARTERS

	WR	WR/TE	WR/TE/FB	TE	QB	RB	LT	LG	C	RG	RT
at Middle Tennessee	Sherfield	Marcus (TE)	Rivers (FB)	Pinkney	Shurmur	Webb	Skule	Pfeifer	Reagan	Southers	Cochran
Alabama A&M	Sherfield	Marcus (TE)	Blasingame	Pinkney	Shurmur	Webb	Skule	Pfeifer	Reagan	Southers	Cochran
Kansas State	Sherfield	Marcus (TE)	Duncan (WR)	Pinkney	Shurmur	Webb	Skule	Pfeifer	Reagan	Southers	Cochran
Alabama	Ellis	Marcus (TE)	Dobbs (TE)	Pinkney	Shurmur	Webb	Skule	Pfeifer	Reagan	Southers	Cochran
at Florida	Sherfield	Scott (WR)	Duncan (WR)	Pinkney	Shurmur	Webb	Skule	Young	Reagan	DellaRipa	Cochran
Georgia	Scott	Marcus (TE)	Rivers (FB)	Pinkney	Shurmur	Webb	Skule	Young	Reagan	DellaRipa	Cochran
at Ole Miss	Scott	Marcus (TE)	Duncan (WR)	Markel	Shurmur	Webb	Skule	Young	Reagan	DellaRipa	Cochran
at South Carolina	Sherfield	Scott (WR)	Duncan (WR)	Marcus	Shurmur	Webb	Skule	Young	Reagan	DellaRipa	Cochran
Western Kentucky	Lipscomb	Marcus (TE)	Duncan (WR)	Pinkney	Shurmur	Webb	Skule	Young	Reagan	DellaRipa	Granier
Kentucky	Sherfield	Scott (WR)	Duncan (WR)	Clemens (OL)	Shurmur	Webb	Skule	Young	Reagan	DellaRipa	Granier
Missouri	Scott	Marcus (TE)	Duncan (WR)	Pinkney	Shurmur	Webb	Skule	Young	Reagan	DellaRipa	Cochran
at Tennessee											

DEF. STARTERS

	DL	DL	DL	OLB	ILB	ILB	OLB/NB	CB	SS	FS	CB
at Middle Tennessee	Dar. Odeyingbo	Lealao	Wynn	Wright	Burks	E. Smith	Tarpley (NB)	Herndon	White	Wiley	Williams
Alabama A&M	Dar. Odeyingbo	Lealao	Wynn	Wright	Burks	E. Smith	Peart (OLB)	Herndon	White	Wiley	Williams
Kansas State	Dar. Odeyingbo	Lealao	Wynn	Wright	Burks	E. Smith	Peart (OLB)	Herndon	White	Wiley	Williams
Alabama	Dar. Odeyingbo	Lealao	Wynn	Wright	Burks	E. Smith	Tarpley (NB)	Herndon	White	Wiley	Williams
at Florida	Dar. Odeyingbo	Lealao	Wynn	Wright	Burks	E. Smith	Tarpley (NB)	Ferguson	White	Wiley	Williams
Georgia	Dar. Odeyingbo	Lealao	Wynn	Wright	Burks	E. Smith	Ferguson (NB)	Herndon	White	Wiley	Williams
at Ole Miss	Woods	Lealao	Wynn	Wright	Griffin	Tarpley (DB)	Ferguson (NB)	Herndon	White	Wiley	Williams
at South Carolina	Dar. Odeyingbo	Tidd	Birchmeier	Wright	Burks	Rector	Tarpley (NB)	Herndon	Jones	Wiley	Williams
Western Kentucky	Dar. Odeyingbo	Lealao	Wynn	Wright	Burks	Griffin	Lewis (NB)	Herndon	White	Wiley	Williams
Kentucky	Dar. Odeyingbo	Lealao	Wynn	Wright	Burks	Griffin	Ferguson (NB)	Herndon	White	Wiley	Williams
Missouri	Dar. Odeyingbo	Lealao	Tidd	Wright	Burks	Griffin	Ferguson (NB)	Herndon	White	Wiley	Williams
at Tennessee											

EXPERIENCE ANALYSIS

The chart below shows Vanderbilt's offensive and defensive starting lineups over the last six years with numbers representing total starts by classes and percentages of total starts for the entire season.

Season	G	SR	JR	SO	FR	UpperCI%
2017	11 (4-7)	108 (44.6%)	82 (33.9%)	37 (15.3%)	15 (6.2%)	78.5%
2016	13 (6-7)	63 (22.0%)	138 (48.3%)	57 (19.9%)	28 (9.8%)	70.3%
2015	12 (4-8)	64 (24.2%)	79 (29.9%)	107 (40.5%)	14 (5.3%)	54.2%
2014	12 (3-9)	50 (18.9%)	72 (27.3%)	67 (25.4%)	75 (28.4%)	46.2%
2013	13 (9-4)	146 (51.1%)	62 (21.7%)	49 (17.1%)	29 (10.1%)	72.7%
2012	13 (9-4)	96 (33.6%)	122 (42.7%)	50 (17.5%)	18 (6.3%)	76.2%
2011	13 (6-7)	87 (30.4%)	106 (37.1%)	81 (28.3%)	12 (4.2%)	67.5%

SEASON/CAREER STARTS

OFFENSE	2017	2016	2015	2014	TOT	STRK	DEFENSE	2017	2016	2015	2014	TOT	STRK
R. Webb	11	13	12	12	48	48	O. Burks	10	10	12	7	38	4
K. Shurmur	11	13	5	-	29	27	T. Herndon	10	13	12	0	35	6
N. Marcus	9	12	2	3	26	1	J. Wynn	9	10	4	2	25	2
B. Reagan	11	13	2	-	26	26	N. Lealao	10	11	5	0	25	3
J. Skule	11	13	2	-	26	24	R. White	10	12	1	1	24	3
T. Sherfield	6	7	12	0	25	0	T. Ferguson	5	11	1	6	22	2
C. Scott	6	3	9	1	19	2	A. Tarpley	5	7	7	0	19	0
C. Duncan	7	3	0	9	19	5	L. Wiley	11	7	0	0	18	11
J. Pinkney	8	7	-	-	15	1	Dar. Odeyingbo	10	3	0	-	13	4
E. Pfeifer	4	9	-	-	13	0	J. Woods	1	0	5	5	11	0
K. Lipscomb	1	8	-	-	10	0	J. Williams	11	0	-	-	11	11
D. Cochran	9	-	-	-	9	1	C. Wright	11	0	0	-	11	11
E. DellaRipa	7	0	-	-	7	7	E. Smith	6	0	2	0	8	0
S. Young	7	-	-	-	7	7	J. Griffin	4	1	0	-	5	3
B. Granier	3	0	3	-	5	0	B. Lewis	1	1	0	-	2	0
B. McElwain	-	4	-	-	4	0	C. Peart	2	0	0	-	2	0
J. Southers	4	0	-	-	4	0	C. Tidd	2	-	-	-	2	1
K. Blasingame	1	1	1	-	3	0	J. Smith	0	1	0	-	1	0
S. Dobbs	1	1	1	-	3	0	D. Birchmeier	1	-	-	-	1	0
D. Rivers	2	0	0	0	2	0	Z. Jones	1	-	-	-	1	0
D. Tennyson	0	1	-	-	1	0	A. Rector	1	0	0	-	1	0
T. Ellis	1	0	0	0	1	0							
C. Markel	1	-	-	-	1	0							
C. Clemens	1	-	-	-	1	0							



2017 STATISTICS

SCORE (qtr)	1ST	2ND	3RD	4TH	OT	TOTAL
VANDERBILT	70	79	59	45	0	253
OPPONENTS	77	127	91	57	0	352

TEAM STATISTICS

	VANDERBILT	OPPONENT
SCORING	253	352
Points Per Game	23.0	32.0
Points Off Turnovers	35	37
FIRST DOWNS	188	235
Rushing	52	122
Passing	122	90
Penalty	14	23
RUSHING YARDAGE	1040	2327
Yards gained rushing	1246	2621
Yards lost rushing	206	294
Rushing Attempts	305	458
Average Per Rush	3.4	5.1
Average Per Game	94.5	211.5
TDs Rushing	12	29
PASSING YARDAGE	2640	2152
Comp-Att-Int	212-372-10	177-306-6
Average Per Pass	7.1	7.0
Average Per Catch	12.5	12.2
Average Per Game	240.0	195.6
TDs Passing	23	14
TOTAL OFFENSE	3680	4479
Total Plays	677	764
Average Per Play	5.4	5.9
Average Per Game	334.5	407.2
KICK RETURNS: #-Yards	29-629	15-316
PUNT RETURNS: #-Yards	14-111	16-161
INT RETURNS: #-Yards	6-63	10-168
KICK RETURN AVERAGE	21.7	21.1
PUNT RETURN AVERAGE	7.9	10.1
INT RETURN AVERAGE	10.5	16.8
FUMBLES-LOST	15-4	12-2
PENALTIES-Yards	61-541	81-530
Average Per Game	49.2	48.2
PUNTS-Yards	65-2587	52-2043
Average Per Punt	39.8	39.3
Net punt average	36.1	37.2
KICKOFFS-Yards	50-3115	66-4206
Average Per Kick	62.3	63.7
Net kick average	39.5	40.9
TIME OF POSSESSION/Game	28:34	31:26
3RD-DOWN Conversions	59/153	60/158
3rd-Down Pct	39%	38%
4TH-DOWN Conversions	8/17	9/17
4th-Down Pct	47%	53%
SACKS BY-Yards	24-162	18-115
MISC YARDS	0	0
TOUCHDOWNS SCORED	35	45
FIELD GOALS-ATTEMPTS	3-7	12-14
ON-SIDE KICKS	0-0	0-0
RED-ZONE SCORES	(26-31) 84%	(32-37) 86%
RED-ZONE TOUCHDOWNS	(25-31) 81%	(25-37) 68%
PAT-ATTEMPTS	(34-35) 97%	(44-45) 98%
ATTENDANCE	219390	250344
Games/Avg Per Game	7/31341	4/62586

GAME RESULTS

DATE	OPPONENT	W/L SCORE	OVERALL	CONF	TIME	ATT
9/2	at Middle Tenn.	W, 28-6	1-0	0-0	3:09	26717
9/9	Alabama A&M	W, 42-0	2-0	0-0	3:13	25802
9/16	Kansas State	W, 14-7	3-0	0-0	3:17	40350
9/23	Alabama	L, 59-0	3-1	0-1	3:07	40350
9/30	at Florida	L, 38-24	3-2	0-2	3:22	84478
10/7	Georgia	L, 45-14	3-3	0-3	3:11	36282
10/14	at Ole Miss	L, 57-35	3-4	0-4	3:51	60157
10/28	at South Carolina	L, 34-27	3-5	0-5	3:43	78992
11/4	W. Kentucky	W, 31-17	4-5	0-5	3:21	26350
11/11	Kentucky	L, 44-21	4-6	0-6	3:27	26,346
11/18	Missouri	L, 45-17	4-7	0-7	3:34	22,910
11/25	at Tennessee					

INDIVIDUAL STATISTICS

PASSING	GP	EFF.	ATT-COMP-INT	PCT	YARDS	TD	LONG	AVG/G
Kyle Shurmur	11	133.51	200-349-10	57.3	2540	22	73	230.9
Deuce Wallace	3	100.89	11-22-0	50.0	94	1	21	31.3
S. Stankavage	1	150.40	1-1-0	100.0	6	0	6	6.0
Total	11	131.63	212-372-10	57.0	2640	23	73	240.0
Opponents	11	128.09	177-306-6	57.8	2152	14	71	195.6

RUSHING	GP	ATT	GAIN	LOSS	NET	AVG	TD	LONG	AVG/G
Ralph Webb	11	167	691	23	668	4.0	8	38	60.7
K. Blasingame	10	45	162	15	147	3.3	0	31	14.7
J. Wakefield	10	24	92	3	89	3.7	0	13	8.9
Trent Sherfield	11	7	94	6	88	12.6	1	45	8.0
D. Tennyson	8	2	59	0	59	29.5	0	48	7.4
Dallas Rivers	11	19	57	8	49	2.6	0	9	4.5
Sam Dobbs	11	2	28	0	28	14.0	0	18	2.5
Kalija Lipscomb	11	3	17	0	17	5.7	0	11	1.5
C.J. Duncan	11	0	10	0	10	0.0	0	0	0.9
TEAM	8	7	0	23	-23	-3.3	0	0	-2.9
Kyle Shurmur	11	29	36	128	-92	-3.2	3	14	-8.4
Total	11	305	1246	206	1040	3.4	12	48	94.5
Opponents	11	458	2621	294	2327	5.1	29	61	211.5

RECEIVING	GP	NO.	YARDS	AVG	TD	LONG	AVG/G
C.J. Duncan	11	46	418	9.1	4	26	38.0
Trent Sherfield	11	44	648	14.7	3	38	58.9
Kalija Lipscomb	11	32	552	17.2	7	47	50.2
Jared Pinkney	11	22	279	12.7	3	38	25.4
Caleb Scott	10	18	178	9.9	2	21	17.8
Ralph Webb	11	12	184	15.3	1	73	16.7
D. Tennyson	8	7	91	13.0	0	35	11.4
Nathan Marcus	11	7	68	9.7	1	27	6.2
Sam Dobbs	11	7	63	9.0	0	16	5.7
K. Blasingame	10	6	52	8.7	1	21	5.2
Trey Ellis	11	5	70	14.0	1	31	6.4
J. Wakefield	10	3	5	1.7	0	6	0.5
Dallas Rivers	11	2	19	9.5	0	14	1.7
Jackson Winrow	1	1	13	13.0	0	13	13.0
Total	11	212	2640	12.5	23	73	240.0
Opponents	11	177	2152	12.2	14	71	195.6



2017 STATISTICS

TOTAL OFFENSE	GP	PLAYS	RUSH	PASS	TOTAL	AVG/G
Kyle Shurmur	11	378	-92	2540	2448	222.5
Ralph Webb	11	167	668	0	668	60.7
K. Blasingame	10	45	147	0	147	14.7
Deuce Wallace	3	22	0	94	94	31.3
J. Wakefield	10	24	89	0	89	8.9
Trent Sherfield	11	7	88	0	88	8.0
D. Tennyson	8	2	59	0	59	7.4
Dallas Rivers	11	19	49	0	49	4.5
Sam Dobbs	11	2	28	0	28	2.5
Kalija Lipscomb	11	3	17	0	17	1.5
C.J. Duncan	11	0	10	0	10	0.9
S. Stankavage	1	1	0	6	6	6.0
TEAM	8	7	-23	0	-23	-2.9
Total	11	677	1040	2640	3680	334.5
Opponents	11	764	2327	2152	4479	407.2

ALL-PURPOSE	GP	RUSH	REC	PR	KOR	RET	TOTAL	AVG
Ralph Webb	11	668	184	0	0	0	852	77.5
Trent Sherfield	11	88	648	0	0	0	736	66.9
Kalija Lipscomb	11	17	552	73	49	0	691	62.8
J. Wakefield	10	89	5	0	494	0	588	58.8
C.J. Duncan	11	10	418	0	50	0	478	43.5
Jared Pinkney	11	0	279	0	0	0	279	25.4
K. Blasingame	10	147	52	0	0	0	199	19.9
D. Tennyson	8	59	91	0	36	0	186	23.2
Caleb Scott	10	0	178	0	0	0	178	17.8
Sam Dobbs	11	28	63	0	0	0	91	8.3
Trey Ellis	11	0	70	0	0	0	70	6.4
Nathan Marcus	11	0	68	0	0	0	68	6.2
Dallas Rivers	11	49	19	0	0	0	68	6.2
Andrew Rector	8	0	0	29	0	0	29	3.6
Bryce Lewis	8	0	0	0	0	28	28	3.5
Ryan White	11	0	0	0	0	15	15	1.4
Jackson Winrow	1	0	13	0	0	0	13	13.0
L. Wiley	11	0	0	0	0	11	11	1.0
Oren Burks	11	0	0	0	0	9	9	0.8
Jalen Pinkney	7	0	0	8	0	0	8	1.1
Frank Coppet	4	0	0	1	0	0	1	0.2
TEAM	8	-23	0	0	0	0	-23	-2.9
Kyle Shurmur	11	-92	0	0	0	0	-92	-8.4
Total	11	1040	2640	111	629	63	4483	407.5
Opponents	11	2327	2152	161	316	168	5124	465.8

FIELD GOALS	FGM-FGA	%	1-29	30-39	40-49	50+	Lg	Blk
Tommy Openshaw	3-7	42.9	1-1	1-3	1-2	0-1	42	0

PUNTING	No.	Yds	AVG	LONG	TB	FC	I-20	BLK
Sam Loy	63	2538	40.3	56	4	19	13	80
Reid Nelson	2	49	24.5	30	0	0	1	00
Total	65	2587	39.8	56	4	19	14	80
Opponents	52	2043	39.3	61	0	16	21	71

———— PATs ————

SCORING	TDs	FGs	KICK	RUSH	REC	PASS	DXP	SAF	Pts
Ralph Webb	9	0-0	0-0	0-0	0	0-0	0	0	54
Kalija Lipscomb	7	0-0	0-0	0-0	0	0-0	0	0	42
Tommy Openshaw	0	3-7	33-34	0-0	0	0-0	0	0	42
Trent Sherfield	4	0-0	0-0	0-0	0	0-0	0	0	24
C.J. Duncan	4	0-0	0-0	0-0	0	0-0	0	0	24
Jared Pinkney	3	0-0	0-0	0-0	0	0-0	0	0	18
Kyle Shurmur	3	0-0	0-0	0-0	0	0-0	0	0	18
Caleb Scott	2	0-0	0-0	0-0	0	0-0	0	0	12
K. Blasingame	1	0-0	0-0	0-0	0	0-0	0	0	6
Trey Ellis	1	0-0	0-0	0-0	0	0-0	0	0	6
Nathan Marcus	1	0-0	0-0	0-0	0	0-0	0	0	6
Ryley Guay	0	0-0	1-1	0-0	0	0-0	0	0	1
Total	35	3-7	34-35	0-0	0	0-0	0	0	253
Opponents	45	12-14	44-45	0-0	0	0-0	0	1	352

KICKOFF RETURNS	No.	Yds	AVG	TD	LONG
J. Wakefield	21	494	23.5	0	45
C.J. Duncan	3	50	16.7	0	22
Kalija Lipscomb	3	49	16.3	0	20
D. Tennyson	2	36	18.0	0	25
Total	29	629	21.7	0	45
Opponents	15	316	21.1	0	93

PUNT RETURNS	No.	Yds	AVG	TD	LONG
Kalija Lipscomb	12	73	6.1	0	18
Andrew Rector	1	29	29.0	0	0
Frank Coppet	1	1	1.0	0	0
Jalen Pinkney	0	8	0.0	0	8
Total	14	111	7.9	0	18
Opponents	16	161	10.1	1	74

FIELD GOAL SEQUENCE	VANDERBILT	OPPONENT
at Middle Tennessee	31	--
Alabama A&M	56	--
Kansas State	--	42
Alabama	--	(22)
at Florida	(42)	(21)
Georgia	-	(27)
at Ole Miss	46,31	(22),(25)
at South Carolina	-	(44),47,(39)
Western Kentucky	(39)	(29)
Kentucky	-	(42),(40),(39)
Missouri	(23)	(41)
at Tennessee		

Numbers in (parentheses) indicate successful field goals.





2017 STATISTICS

PASSING

	Com-Att-Yds-TD-Int		
	K. Shurmur	D. Wallace	S. Stankavage
at Middle Tennessee	20-28-296-3-0	DNP	DNP
Alabama A&M	15-18-202-4-0	3-7-19-0-0	1-1-6-0-0
Kansas State	14-23-205-1-0	DNP	DNP
Alabama	4-15-18-0-1	3-7-20-0-0	DNP
at Florida	18-40-264-3-0	DNP	DNP
Georgia	17-31-172-1-0	DNP	DNP
at Ole Miss	13-29-174-2-1	5-8-55-1-0	DNP
at South Carolina	27-49-333-4-1	DNP	DNP
Western Kentucky	14-21-220-2-0	DNP	DNP
Kentucky	30-43-308-1-4	DNP	DNP
Missouri	28-52-348-1-3	DNP	DNP
at Tennessee			
TOTALS	200-349-2540-22-10	11-22-94-1-0	1-1-6-0-0



RUSHING

	#-Yds/TD	MT	AAMU	KSU	ALA	FLA	UGA	MISS	SC	WKU	UK	MIZ	TENN
Ralph Webb	167-668/8	24-49/1	13-54/1	21-46/0	6-20/0	11-29/0	12-47/1	23-163/2	6-31/0	23-104/1	9-70/1	19-55/1	
K. Blasingame	45-147/0	8-31/0	6-55/0	5-7/0	7-14/0	4-0/0	7-7/0	6-26/0	2-7/0	DNP	-	-	
J. Wakefield	24-89/0	-	15-64/0	DNP	2-6/0	1-11/0	1-2/0	-	-	1-(-1)/0	1-1/0	3-6/0	
Trent Sherfield	7-88/1	-	-	-	-	1-11/0	1-7/0	-	1-19/0	1-45/1	1-9/0	2-(-3)/0	
D. Tennyson	2-59/0	DNP	DNP	-	-	-	-	1-48/0	1-11/0	DNP	-	-	
Dallas Rivers	19-49/0	-	-	-	-	-	-	-	11-41/0	6-5/0	1-6/0	1-(-3)/0	
Sam Dobbs	2-28/0	-	-	1-10/0	-	-	-	-	-	1-18/0	-	-	
Kalija Lipscomb	3-17/0	-	-	1-5/0	-	-	1-1/0	-	1-11/0	-	-	-	
TEAM	7-(-23)/0	2-(-3)/0	-	2-(-3)/0	DNP	1-0/0	DNP	DNP	1-(-13)/0	-	1-(-4)/0	-	
Kyle Shurmur	29-(-92)/3	1-(-6)/0	1-1/1	2-0/1	1-0/0	2-(-5)/0	-	7-(-59)/0	-	3-3/0	7-(-22)/1	5-(-4)/0	

RECEIVING

	#-Yds/TD	MT	AAMU	KSU	ALA	FLA	UGA	MISS	SC	WKU	UK	MIZ	TENN
Trent Sherfield	44-648/3	4-68/0	4-69/1	4-97/0	2-14/0	2-39/0	4-47/0	3-65/1	4-59/0	5-82/1	8-81/0	4-27/0	
Kalija Lipscomb	32-552/7	2-41/2	2-50/1	2-15/0	-	3-50/1	3-55/0	4-58/1	7-128/1	3-43/0	2-44/1	4-68/0	
C.J. Duncan	46-418/4	3-19/0	3-29/0	6-52/1	1-1/0	5-75/0	4-20/1	3-38/0	8-80/2	1-5/0	7-70/0	5-29/0	
Jared Pinkney	22-279/3	3-33/0	4-51/2	2-41/0	-	2-10/0	-	2-4/1	1-3/0	1-11/0	1-7/0	6-119/0	
Ralph Webb	12-184/1	3-104/1	-	-	1-3/0	-	-	2-15/0	1-13/0	-	3-17/0	2-32/0	
Caleb Scott	18-178/2	DNP	-	-	-	3-27/1	4-35/0	2-34/0	4-32/0	1-18/0	1-5/0	3-27/1	
D. Tennyson	7-91/0	DNP	DNP	-	2-14/0	1-35/0	-	-	-	DNP	2-14/0	2-28/0	
Trey Ellis	5-70/1	1-9/0	1-8/0	-	-	-	1-14/0	-	-	1-31/1	1-8/0	-	
Nathan Marcus	7-68/1	2-6/0	1-4/0	-	-	1-7/1	-	-	1-9/0	1-15/0	1-27/0	-	
Sam Dobbs	7-63/0	1-16/0	1-6/0	-	-	-	-	2-15/0	-	1-15/0	1-10/0	1-1/0	
K. Blasingame	6-52/1	1-0/0	1-(-1)/0	-	1-6/0	1-21/0	-	-	1-9/1	DNP	-	1-17/0	
Dallas Rivers	2-19/0	-	-	-	-	-	-	-	-	-	2-19/0	-	
Jackson Winrow	1-13/0	DNP	1-13/0	DNP	DNP	DNP	DNP	DNP	DNP	DNP	DNP	DNP	
J. Wakefield	3-5/0	-	1-(-2)/0	DNP	-	-	1-1/0	-	-	-	1-6/0	-	

PUNT RETURNS

	#-Yds	MT	AAMU	KSU	ALA	FLA	UGA	MISS	SC	WKU	UK	MIZ	TENN
Kalija Lipscomb	12-73	-	4-26	-	-	2-3	1-13	-	3-21	-	1-4	1-6	
Andrew Rector	1-29	-	1-29	-	-	-	-	-	-	DNP	DNP	DNP	
Frank Coppet	1-1	DNP	DNP	DNP	DNP	DNP	DNP	DNP	-	1-1	-	-	

KICK RETURNS

	#-Yds	MT	AAMU	KSU	ALA	FLA	UGA	MISS	SC	WKU	UK	MIZ	TENN
J. Wakefield	21-494	-	-	DNP	2-40	-	2-43	5-145	2-52	1-16	4-97	5-101	
C.J. Duncan	3-50	-	1-22	-	-	-	1-20	-	-	-	1-8	-	
Kalija Lipscomb	3-49	-	-	-	3-49	-	-	-	-	-	-	-	
D. Tennyson	2-36	DNP	DNP	-	-	-	-	2-36	-	DNP	-	-	



2017 STATISTICS

DEFENSIVE STATS

#	Name	GP	Tackles			TFL/Yds	Sacks	Pass Def			Fumbles		Blocked	
			Solo	Ast	Total		No-Yards	Int-Yds	BrUp	QBH	Rcv-Yds	FF	Kick	Saf
5	L. Wiley	11-11	55	29	84	1.0-3	.	1-11	5	.	.	1	.	.
20	Oren Burks	11-10	44	36	80	7.0-19	1.0-4	1-9	3	1	1-0	.	.	.
14	Ryan White	11-9	40	18	58	4.0-11	.	2-15	3	1
40	Jordan Griffin	11-4	30	28	58	8.5-29	1.0-5	.	1	1	.	1	.	.
4	Emmanuel Smith	9-6	27	27	54	4.0-20	1.5-11
11	Charles Wright	11-11	16	25	41	9.5-63	8.0-61	.	.	7
8	J. Williams	11-11	32	6	38	2.5-11	.	.	10	.	.	1	.	.
34	Dare Odeyingbo	11-10	21	12	33	9.0-36	3.5-23	.	2	4	.	1	.	.
2	Arnold Tarpley	11-5	18	11	29	.	.	.	3	1
31	Tre Herndon	10-10	21	8	29	1.0-9	1.0-9	.	10	.	.	1	.	.
3	T. Ferguson	7-5	22	6	28	2.0-7	.	.	2
77	Nifae Lealao	11-10	8	15	23	4.0-10	.	.	3	5	1-15	.	1	.
49	Jonathan Wynn	10-9	14	7	21	3.0-13	1.0-9	.	2	2
25	Josh Smith	11-0	10	10	20	4.0-10	2.0-6	.	.	1
10	D. Odeyingbo	11-0	9	9	18	3.0-13	2.0-12	1-0
90	Cameron Tidd	11-2	7	9	16	1.0-7	1.0-7	1	.	.
74	Jay Woods	11-1	8	6	14	1.0-6	1.0-6	.	.	1
21	D. Sheffield	11-0	7	6	13	.	.	.	1
6	Zaire Jones	11-1	5	6	11	1.0-2	1	.	.
9	Caleb Peart	11-2	1	9	10	1.0-3	.	.	.	2
30	Bryce Lewis	8-1	6	3	9	1.0-9	1.0-9	1-28	.	.	.	1	.	.
48	Andre Mintze	10-0	4	1	5	1.5-3
12	Tae Daley	11-0	4	1	5	0.5-2
33	Jay Hockaday	8-0	2	3	5	0.5-2
23	K. Blasingame	10-1	3	1	4
85	Chris Pierce	8-0	3	1	4
16	Kalija Lipscomb	11-1	3	.	3
26	Andrew Rector	8-1	2	1	3	1	.	.	1	.
44	Jalen Pinkney	7-0	1	1	2	.	.	.	1	1
10	Trent Sherfield	11-6	.	2	2
96	D. DeBrossard	3-0	1	1	2
57	Josiah Sa'o	5-0	.	1	1
61	Bruno Reagan	11-11	1	.	1
28	Dallas Rivers	11-2	1	.	1
17	Tommy Openshaw	11-0	1	.	1
56	Saige Young	8-7	1	.	1
4T	D. Tennyson	8-0	1	.	1
83	Nathan Marcus	11-9	1	.	1
42	Kenny Hebert	4-0	1	.	1
91	Drew Birchmeier	3-1	.	1	1
Total		11-0	431	300	731	70-288	24-162	6-63	46	28	2-15	8	2	.
Opponents		11-0	394	222	616	48.0-179	18-115	10-168	55	41	4-0	7	1	1

INTERCEPTIONS/RET.	No.-Yds	MT	AAMU	KSU	ALA	FLA	UGA	MISS	SC	WKU	UK	MIZ	TENN
Ryan White	2-15	-	-	1-0	-	-	-	-	-	1-15	-	-	-
L. Wiley	1-11	-	-	1-11	-	-	-	-	-	-	-	-	-
D. Odeyingbo	1-0	-	1-0	-	-	-	-	-	-	-	-	-	-
Oren Burks	1-9	-	1-9	-	-	-	-	-	-	-	-	-	-
Bryce Lewis	1-28	1-28	-	DNP	DNP	DNP	-	-	-	-	-	-	-

QB SACKS	UA-A-TOTAL	MT	AAMU	KSU	ALA	FLA	UGA	MISS	SC	WKU	UK	MIZ	TENN
Charles Wright	7-2-8.0	3.0-33	1.0-6	2.0-5	-	-	-	-	-	2.0-17	-	-	-
Dare Odeyingbo	3-1-3.5	2.0-12	0.5-3	-	-	-	-	-	1.0-8	-	-	-	-
D. Odeyingbo	2-0-2.0	-	-	-	-	-	-	-	-	2.0-12	-	-	-
Josh Smith	2-0-2.0	-	1.0-3	-	-	-	-	-	-	1.0-3	-	-	-
Emmanuel Smith	1-1-1.5	-	0.5-3	-	-	-	-	1.0-8	DNP	-	-	DNP	-
Jay Woods	1-0-1.0	-	-	-	-	-	1.0-6	-	-	-	-	-	-
Bryce Lewis	1-0-1.0	-	-	DNP	DNP	DNP	1.0-9	-	-	-	-	-	-
Tre Herndon	1-0-1.0	-	-	-	1.0-9	DNP	-	-	-	-	-	-	-
Cameron Tidd	1-0-1.0	-	-	-	-	-	-	1.0-7	-	-	-	-	-
Jonathan Wynn	1-0-1.0	-	-	-	-	1.0-9	-	-	-	-	-	DNP	-
Oren Burks	1-0-1.0	-	-	-	-	-	-	-	-	-	1.0-4	-	-
Jordan Griffin	1-0-1.0	-	-	-	-	-	-	-	-	1.0-5	-	-	-



2017 STATISTICS

TACKLES	SOLO-ASSISTED-TOTAL	MT	AAMU	KSU	ALA	FLA	UGA	MISS	SC	WKU	UK	MIZ	TENN
L. Wiley	55-29-84	4-1	0-1	6-5	8-6	4-7	4-2	9-2	8-0	3-3	5-2	4-0	
Oren Burks	44-36-80	4-0	1-3	4-4	2-4	6-9	4-4	3-0	7-2	3-2	7-5	3-3	
Jordan Griffin	30-28-58	1-0	1-1	-	4-2	5-2	3-1	3-4	4-2	2-3	4-8	3-5	
Ryan White	40-18-58	6-0	3-0	2-2	7-6	2-3	3-1	2-1	5-1	4-2	4-2	2-0	
Emmanuel Smith	27-27-54	6-0	4-6	5-7	4-5	0-7	4-2	1-0	DNP	2-0	1-0	DNP	
Charles Wright	16-25-41	4-0	0-7	2-1	1-5	0-2	1-2	2-1	-	3-2	0-2	3-3	
J. Williams	32-6-38	-	-	6-2	6-2	2-1	3-0	2-0	2-0	7-0	2-0	2-1	
Dare Odeyingbo	21-12-33	3-0	2-1	3-1	1-3	1-0	2-3	3-0	2-1	2-0	0-1	2-2	
Tre Herndon	21-8-29	3-1	-	2-2	1-3	DNP	1-1	1-0	3-0	5-1	3-0	2-0	
Arnold Tarpley	18-11-29	1-1	1-0	1-1	4-1	1-2	3-3	1-3	2-0	3-0	-	1-0	
T. Ferguson	22-6-28	DNP	DNP	DNP	DNP	7-1	2-1	6-1	1-1	2-1	1-1	3-0	
Nifae Lealao	8-15-23	-	0-3	0-1	0-2	0-2	0-3	1-1	2-0	1-0	3-2	1-1	
Jonathan Wynn	14-7-21	1-0	0-1	1-0	0-1	4-0	1-3	1-1	2-0	3-0	1-1	DNP	
Josh Smith	10-10-20	-	1-2	-	-	0-1	1-1	0-1	2-0	1-0	1-2	4-3	
D. Odeyingbo	9-9-18	-	0-2	0-1	0-2	1-1	1-1	2-0	-	4-1	1-1	-	
Cameron Tidd	7-9-16	-	-	-	0-4	1-0	1-1	1-1	-	1-0	2-3	1-0	
Jay Woods	8-6-14	2-0	2-0	0-1	1-1	-	2-2	0-1	1-1	-	-	-	
D. Sheffield	7-6-13	1-0	3-2	-	2-0	1-1	0-1	0-2	-	-	-	-	
Zaire Jones	5-6-11	-	1-2	-	1-1	-	2-3	-	1-0	-	-	-	
Caleb Peart	1-9-10	-	0-1	-	-	0-4	-	0-1	1-1	0-1	-	0-1	
Bryce Lewis	6-3-9	3-1	-	DNP	DNP	DNP	1-0	0-1	-	2-1	-	-	
Andre Mintze	4-1-5	-	-	-	1-0	DNP	-	-	2-0	0-1	-	1-0	
Tae Daley	4-1-5	1-0	1-1	-	-	1-0	-	-	-	-	-	1-0	
Jay Hockaday	2-3-5	-	0-1	-	1-2	-	DNP	1-0	DNP	-	-	DNP	
Chris Pierce	3-1-4	DNP	DNP	DNP	-	-	-	0-1	-	1-0	2-0	-	
K. Blasingame	3-1-4	-	1-0	-	0-1	1-0	-	-	-	DNP	-	1-0	
Andrew Rector	2-1-3	-	2-1	-	-	-	-	-	-	DNP	DNP	DNP	
Kalija Lipscomb	3-0-3	-	-	1-0	-	-	-	-	-	1-0	-	1-0	
Jalen Pinkney	1-1-2	-	-	-	1-1	-	-	DNP	DNP	-	DNP	DNP	
D. DeBrossard	1-1-2	DNP	-	DNP	DNP	DNP	DNP	1-0	DNP	DNP	DNP	0-1	
Trent Sherfield	0-2-2	-	-	-	-	0-1	0-1	-	-	-	-	-	
Drew Birchmeier	0-1-1	DNP	DNP	DNP	DNP	DNP	DNP	DNP	0-1	DNP	-	-	
Dallas Rivers	1-0-1	-	-	-	-	-	-	-	1-0	-	-	-	
Kenny Hebert	1-0-1	DNP	DNP	DNP	DNP	-	DNP	DNP	-	1-0	-	DNP	
D. Tennyson	1-0-1	DNP	DNP	-	-	-	-	-	-	DNP	1-0	-	
Saige Young	1-0-1	DNP	-	DNP	DNP	-	-	-	-	-	1-0	-	
Tommy Openshaw	1-0-1	-	-	-	-	-	-	-	-	-	-	1-0	
Nathan Marcus	1-0-1	-	-	-	-	-	-	1-0	-	-	-	-	
Bruno Reagan	1-0-1	-	-	-	-	-	-	-	-	-	1-0	-	
Josiah Sa'o	0-1-1	-	0-1	-	DNP	DNP	-	DNP	DNP	-	DNP	DNP	

FUMBLES	FF/FR	MT	AAMU	KSU	ALA	FLA	UGA	MISS	SC	WKU	UK	MIZ	TENN
Bryce Lewis	1/0	-	-	DNP	DNP	DNP	1/0	-	-	-	-	-	
Jordan Griffin	1/0	-	-	-	1/0	-	-	-	-	-	-	-	
J. Williams	1/0	-	-	-	1/0	-	-	-	-	-	-	-	
Zaire Jones	1/0	-	-	-	-	-	1/0	-	-	-	-	-	
Dare Odeyingbo	1/0	1/0	-	-	-	-	-	-	-	-	-	-	
Nifae Lealao	0/1	-	-	-	-	-	0/1	-	-	-	-	-	
Tre Herndon	1/0	-	-	-	-	-	-	-	-	-	1/0	-	
Cameron Tidd	1/0	-	-	-	-	-	-	-	-	-	1/0	-	
L. Wiley	1/0	-	-	-	-	-	-	-	-	-	1/0	-	
Oren Burks	0/1	-	-	-	-	-	-	-	-	-	0/1	-	



2017 STATISTICS

GAME-BY-GAME TEAM COMPARISONS (NOTE: GAME TOTALS ARE DISPLAYED IN THE FORMAT TEAM/OPPONENT FOR EACH CATEGORY)

	SCORE	1ST DOWNS	RUSHING	PASSING	RUSH Yds	PASS Yds	PLAYS-TOTAL Yds	RET. Yds	TURNOVERS
at Middle Tennessee	W 28-6	15/14	5/3	10/8	35-71/26-49	296/166	63-367/57-215	28/20	0/1
Alabama A&M	W 42-0	18/7	8/4	10/1	35-174/32-59	227/44	61-401/53-103	94/28	0/2
Kansas State	W 14-7	11/13	2/10	9/3	32-65/35-201	205/76	55-270/63-277	11/28	1/2
Alabama	L 59-0	3/38	1/24	1/12	16-40/66-496	38/181	38-78/93-677	89/34	2/0
at Florida	L 38-24	17/23	3/11	13/9	20-46/51-218	264/249	60-310/77-467	3/15	0/0
Georgia	L 45-14	11/27	3/21	8/6	22-64/54-423	172/126	53-236/68-549	91/20	0/1
at Ole Miss	L 57-35	21/27	7/12	13/13	37-188/41-252	229/351	74-417/76-603	181/42	2/0
at South Carolina	L 34-27	27/26	8/14	15/8	23-107/37-212	333/174	72-440/66-386	73/33	1/0
Western Kentucky	W 31-17	19/22	7/4	12/15	35-174/30-(-6)	220/355	56-394/83-349	32/17	1/1
Kentucky	L 44-21	21/21	3/10	15/8	20-60/47-232	308/195	63-368/64-427	109/161	4/1
Missouri	L 45-17	25/17	5/9	16/7	30-51/39-191	348/235	82-399/64-426	107/247	3/0
at Tennessee									
Totals		188/235	52/122	122/90	305-1040/458-2327	2640/2152	677-3680/764-4479	818/645	14/8

GAME-BY-GAME TEAM COMPARISONS (NOTE: GAME TOTALS ARE DISPLAYED IN THE FORMAT TEAM/OPPONENT FOR EACH CATEGORY)

	3RD DOWN	4TH DOWN	TIME POSS	MARGIN	Yds/RUSH	Yds/PASS	Yds/PLAY	PUNTING	PENALTY Yds
at Middle Tennessee	8-16/0-12	0-0/0-2	36:33/23:27	13:06	2.0/1.9	10.6/5.4	5.8/3.8	7-41.9/7-40.7	6-69/4-14
Alabama A&M	6-13/2-14	0-1/0-0	30:41/29:19	1:22	5.0/1.8	8.7/2.1	6.6/1.9	5-33.2/10-35.4	4-40/5-21
Kansas State	4-13/4-16	1-1/1-2	29:33/30:27	-0:54	2.0/5.7	8.9/2.7	4.9/4.4	8-33.5/7-37.7	5-50/7-68
Alabama	1-10/9-15	0-0/2-2	17:05/42:55	-25:50	2.5/7.5	1.7/6.7	2.1/7.3	9-43.7/2-32.0	5-20/6-40
at Florida	3-13/7-16	2-3/3-3	24:00/36:00	-12:00	2.3/4.3	6.6/9.6	5.2/6.1	6-41.0/5-42.2	4-38/9-64
Georgia	6-15/7-11	1-2/1-1	25:37/34:23	-8:46	2.9/7.8	5.5/9.0	4.5/8.1	7-36.3/1-59.0	5-25/7-46
at Ole Miss	8-18/3-11	1-2/0-1	31:49/28:11	3:38	5.1/6.1	6.2/10.0	5.6/7.9	4-38.8/4-39.2	6-52/11-79
at South Carolina	8-15/7-14	0-2/0-0	29:24/30:36	-1:12	4.7/5.7	6.8/6.0	6.1/5.8	4-34.5/3-48.0	10-100/7-50
Western Kentucky	5-11/8-21	0-0/2-4	27:31/32:29	-4:58	5.0/-0.2	10.5/6.7	7.0/4.2	5-44.8/5-40.6	6-54/5-31
Kentucky	5-13/5-12	2-3/0-0	26:31/33:29	-6:58	3.0/4.9	7.2/11.5	5.8/6.7	4-45.2/3-38.7	4-48/9-61
Missouri	5-16/8-16	1-3/0-2	35:27/24:33	10:54	1.7/4.9	6.7/9.4	4.9/6.7	6-44.8/5-37.2	6-45/11-56
at Tennessee									
Totals	59-153/60-158	8-17/9-17	314:11/345:49	-31:38	3.4/5.1	7.1/7.0	5.4/5.9	65-39.8/52-39.3	541/530

TEAM GAME-BY-GAME

Opponent	I----RUSHING----				I----RECEIVING----				I-----PASSING-----I				I----KICK RET----I				I----PUNT RET----I				tot off			
	No.	Yds	TD	Lg	No.	Yds	TD	Lg	Cmp	Att	Int	Yds	TD	Lg	No	Yds	TD	Lg	No	Yds		TD	Lg	
at Middle Tenn.	35	71	1	9	20	296	3	73	20	28	0	296	3	73	0	0	0	0	0	0	0	0	367	
Alabama A&M	35	174	2	31	19	227	4	45	19	26	0	227	4	45	1	22	0	22	5	63	0	11	401	
Kansas State	32	65	1	10	14	205	1	38	14	23	0	205	1	38	0	0	0	0	0	0	0	0	270	
Alabama	16	40	0	9	7	38	0	10	7	22	1	38	0	10	5	89	0	22	0	0	0	0	78	
at Florida	20	46	0	11	18	264	3	35	18	40	0	264	3	35	0	0	0	0	2	3	0	4	310	
Georgia	22	64	1	28	17	172	1	38	17	31	0	172	1	38	3	63	0	25	1	13	0	13	236	
at Ole Miss	37	188	2	48	18	229	3	38	18	37	1	229	3	38	7	181	0	45	0	0	0	0	417	
at South Carolina	23	107	0	19	27	333	4	47	27	49	1	333	4	47	2	52	0	29	3	21	0	18	440	
Western Kentucky	35	174	2	45	14	220	2	31	14	21	0	220	2	31	1	16	0	16	1	1	0	0	394	
Kentucky	20	60	2	37	30	308	1	27	30	43	4	308	1	27	5	105	0	29	1	4	0	4	368	
Missouri	30	51	1	20	28	348	1	32	28	52	3	348	1	32	5	101	0	31	1	6	0	6	399	
at Tennessee																								
Totals	305	1040	12	48	212	2640	23	73	212	372	10	2640	23	73	29	629	0	45	14	111	0	18	3680	
Opponent	458	2327	29	61	177	2152	14	71	177	306	6	2152	14	71	15	316	0	93	16	161	1	74	4479	

Opponent	I---TACKLES---			I-SACKS-I		I--FUMBLE--I		I--Pass Defense--I			Bkld Kick	I-----PAT-----I					Pts						
	Solo	Ast	Total	TFL	Yds	No	Yds	FF	FR	Yds		Int	Yds	QBH	Brk	Att		Mad	Run	Rcv	Saf		
at Middle Tennessee	40	4	44	10.0	55	5	0	1	0	0	1	28	4	7	1	4	4	0	0	0	28		
Alabama A&M	23	36	59	10.0	34	3	0	0	0	2	9	5	4	1	6	6	0	0	0	0	42		
Kansas State	33	28	61	8.0	20	2	0	0	0	2	11	4	8	0	2	2	0	0	0	0	14		
Alabama	45	52	97	2.0	12	1	0	2	0	0	2	2	2	0	0	0	0	0	0	0	0		
at Florida	37	44	81	5.0	23	1	0	0	0	0	1	1	1	0	3	3	0	0	0	0	24		
Georgia	39	36	75	4.0	18	2	1	2	1	15	0	0	1	0	2	2	0	0	0	0	14		
at Ole Miss	41	22	63	6.0	29	2	0	0	0	0	2	4	4	0	5	5	0	0	0	0	35		
at South Carolina	46	10	56	3.0	17	1	0	0	0	0	1	7	7	0	4	3	0	0	0	0	27		
Western Kentucky	51	18	69	12.0	56	6	0	0	0	1	15	4	5	0	4	4	0	0	0	0	31		
Kentucky	40	30	70	7.0	18	1	3	1	0	0	2	3	3	0	3	3	0	0	0	0	21		
Missouri	36	20	56	3.0	6	0	0	0	0	0	3	4	4	0	2	2	0	0	0	0	17		
at Tennessee																							
Totals	431	300	731	70.0	288	24	8	2	15	6	63	28	46	2	35	34	0	0	0	0	253		
Opponent	394	222	616	48.0	179	18	7	4	0	10	168	41	55	1	45	44	0	0	1	352			



2017 STATISTICS

3RD DOWNS

	SCORE	OVERALL	1ST QTR	2ND QTR	3RD QTR	4TH QTR
at Middle Tennessee	W 28-6	8-16 (50.0%)	2-2 (100.0%)	4-6 (66.7%)	2-4 (50.0%)	0-4 (0.0%)
Alabama A&M	W 42-0	6-13 (46.2%)	2-2 (100.0%)	3-4 (75.0%)	1-3 (33.3%)	0-4 (0.0%)
Kansas State	W 14-7	4-13 (30.8%)	2-4 (50.0%)	0-4 (0.0%)	0-2 (0.0%)	2-3 (66.7%)
Alabama	L 59-0	1-10 (10.0%)	1-3 (33.3%)	0-3 (0.0%)	0-3 (0.0%)	0-1 (0.0%)
at Florida	L 38-24	3-13 (23.1%)	1-3 (33.3%)	2-4 (50.0%)	0-2 (0.0%)	0-4 (0.0%)
Georgia	L 45-14	6-15 (40.0%)	2-5 (40.0%)	3-4 (75.0%)	0-3 (0.0%)	1-3 (33.3%)
at Ole Miss	L 57-35	8-18 (44.4%)	1-4 (25.0%)	1-3 (33.3%)	2-6 (33.3%)	4-5 (80.0%)
at South Carolina	L 34-27	8-15 (53.3%)	1-3 (33.3%)	3-6 (50.0%)	1-1 (100.0%)	3-5 (60.0%)
Western Kentucky	W 31-17	5-11 (45.5%)	3-4 (75.0%)	2-4 (50.0%)	0-1 (0.0%)	0-2 (0.0%)
Kentucky	L 44-21	5-13 (38.5%)	1-3 (33.3%)	0-1 (0.0%)	3-5 (60.0%)	1-4 (25.0%)
Missouri	L 45-17	5-16 (31.2%)	1-4 (25.0%)	1-6 (16.7%)	1-2 (50.0%)	2-4 (50.0%)
at Tennessee						
Totals		59-153 (38.6%)	17-37 (45.9%)	19-45 (42.2%)	10-32 (31.2%)	13-39 (33.3%)
Opponents		60-158 (38.0%)	8-29 (27.6%)	18-46 (39.1%)	18-40 (45.0%)	16-43 (37.2%)

4TH DOWNS

	SCORE	OVERALL	1ST QTR	2ND QTR	3RD QTR	4TH QTR
at Middle Tennessee	W 28-6	0-0 (0.0%)	0-0 (0.0%)	0-0 (0.0%)	0-0 (0.0%)	0-0 (0.0%)
Alabama A&M	W 42-0	0-1 (0.0%)	0-0 (0.0%)	0-1 (0.0%)	0-0 (0.0%)	0-0 (0.0%)
Kansas State	W 14-7	1-1 (100.0%)	1-1 (100.0%)	0-0 (0.0%)	0-0 (0.0%)	0-0 (0.0%)
Alabama	L 59-0	0-0 (0.0%)	0-0 (0.0%)	0-0 (0.0%)	0-0 (0.0%)	0-0 (0.0%)
at Florida	L 38-24	2-3 (66.7%)	0-0 (0.0%)	0-0 (0.0%)	0-0 (0.0%)	2-3 (66.7%)
Georgia	L 45-14	1-2 (50.0%)	0-0 (0.0%)	0-0 (0.0%)	0-1 (0.0%)	1-1 (100.0%)
at Ole Miss	L 57-35	1-2 (50.0%)	0-0 (0.0%)	0-0 (0.0%)	1-2 (50.0%)	0-0 (0.0%)
at South Carolina	L 34-27	0-2 (0.0%)	0-0 (0.0%)	0-0 (0.0%)	0-0 (0.0%)	0-2 (0.0%)
Western Kentucky	W 31-17	0-0 (0.0%)	0-0 (0.0%)	0-0 (0.0%)	0-0 (0.0%)	0-0 (0.0%)
Kentucky	L 44-21	2-3 (66.7%)	0-0 (0.0%)	0-0 (0.0%)	1-1 (100.0%)	1-2 (50.0%)
Missouri	L 45-17	1-3 (33.3%)	0-0 (0.0%)	0-1 (0.0%)	0-0 (0.0%)	1-2 (50.0%)
at Tennessee						
Totals		8-17 (47.1%)	1-1 (100.0%)	0-2 (0.0%)	2-4 (50.0%)	5-10 (50.0%)
Opponents		9-17 (52.9%)	1-3 (33.3%)	3-4 (75.0%)	2-3 (66.7%)	3-7 (42.9%)

VANDERBILT-INSIDE OPPONENT 20-YARD LINE

OPPONENT	SCORE	Times in RZ	Times SCORED	TOTAL PTS	TDs	RUSH TDs	PASS TDs	FG MADE	-----FAILED IN RED ZONE-----						
									FGA	DOWNS	INT	FUMB	HALF	GM	
at Middle Tennessee	W 28-6	3	2	14	2	1	1	0	1	0	0	0	0	0	0
Alabama A&M	W 42-0	3	3	21	3	2	1	0	0	0	0	0	0	0	0
Kansas State	W 14-7	3	2	14	2	1	1	0	0	0	0	1	0	0	0
Alabama	L 59-0	0	0	0	0	0	0	0	0	0	0	0	0	0	0
at Florida	L 38-24	3	3	21	3	0	3	0	0	0	0	0	0	0	0
Georgia	L 45-14	2	2	14	2	1	1	0	0	0	0	0	0	0	0
at Ole Miss	L 57-35	5	4	28	4	1	3	0	1	0	0	0	0	0	0
at South Carolina	L 34-27	3	3	20	3	0	3	0	0	0	0	0	0	0	0
Western Kentucky	W 31-17	2	2	14	2	1	1	0	0	0	0	0	0	0	0
Kentucky	L 44-21	2	2	14	2	1	1	0	0	0	0	0	0	0	0
Missouri	L 45-17	5	3	17	2	1	1	1	0	1	1	0	0	0	0
at Tennessee															
VU Season Totals: 26 of 31 (83.9%)		31	26	177	25	9	16	1	2	1	1	1	0	0	0

OPPONENTS-INSIDE VANDERBILT 20-YARD LINE

OPPONENT	SCORE	Times in RZ	Times SCORED	TOTAL PTS	TDs	RUSH TDs	PASS TDs	FG MADE	-----FAILED IN RED ZONE-----						
									FGA	DOWNS	INT	FUMB	HALF	GM	
at Middle Tennessee	W 28-6	2	0	0	0	0	0	0	0	2	0	0	0	0	0
Alabama A&M	W 42-0	0	0	0	0	0	0	0	0	0	0	0	0	0	0
Kansas State	W 14-7	2	1	7	1	1	0	0	0	1	0	0	0	0	0
Alabama	L 59-0	7	6	38	5	5	0	1	0	0	0	0	0	1	0
at Florida	L 38-24	5	5	31	4	4	0	1	0	0	0	0	0	0	0
Georgia	L 45-14	4	4	24	3	2	1	1	0	0	0	0	0	0	0
at Ole Miss	L 57-35	5	5	27	3	2	1	2	0	0	0	0	0	0	0
at South Carolina	L 34-27	3	3	21	3	3	0	0	0	0	0	0	0	0	0
Western Kentucky	W 31-17	3	2	10	1	1	0	1	0	1	0	0	0	0	0
Kentucky	L 44-21	4	4	24	3	3	0	1	0	0	0	0	0	0	0
Missouri	L 45-17	2	2	14	2	1	1	0	0	0	0	0	0	0	0
at Tennessee															
Opponent Season Totals: 32 of 37 (86.5%)		37	32	196	25	22	3	7	0	4	0	0	0	1	0



GAME 1

Middle Tennessee
Sept. 2 | Murfreesboro

MURFREESBORO, Tenn. -- Kyle Shurmur threw for 296 yards and tied his career-high with three touchdowns as the Vanderbilt Commodores beat Middle Tennessee 28-6 Saturday night in the season opener for both teams.

The Commodores snapped a five-year skid in season openers to give coach Derek Mason his first victory to kick off his fourth season in charge. They also won their third straight against the Conference USA school 37 miles away from Nashville.

"It was really important because for us it's something we hadn't done here in my tenure, so we got it done tonight," Mason said. "So now we move on."

Vanderbilt came out throwing with Shurmur, and the junior quarterback didn't disappoint. He completed 13 of his first 14 passes, including a 37-yard TD pass to Kalija Lipscomb to cap the opening drive. He added a 4-yard TD pass to Lipscomb for a 21-0 lead minutes into the second quarter.

Ralph Webb, the Commodores' all-time leading rusher, also added a 1-yard TD run. Shurmur hit Webb on a swing pass that the senior took 73 yards for a 28-0 lead in the third.

The Commodores smothered what was a high-powered offense in 2016 with Middle Tennessee running up 495 yards against Vanderbilt last season. The Blue Raiders averaged 517.7 yards and ranked 12th nationally scoring 39.7 points per game.

Bryce Lewis intercepted a tipped pass to set up Webb's TD, and the Commodores also sacked Stockstill five times. The Blue Raiders avoided being shut out at home when Stockstill found Richie James for a 22-yard TD early in the fourth.

TEAM	1	2	3	4	FINAL	RECORD
VU	14	7	7	0	28	1-0
MT	0	0	0	6	6	0-1

SCORING SUMMARY

Attendance: 26,717 **Time:** 3:09
Weather: 77, clear, wind NE 5 mph

- 1st:** VANDY: Lipscomb 37-yd pass from Shurmur (Openshaw kick), 5-75 2:29. VANDY: Webb 1 yd run (Openshaw kick), 3-40 1:04.
- 2nd:** VANDY: Lipscomb 4-yd pass from Shurmur (Openshaw kick), 13-76 7:43.
- 3rd:** VANDY: Webb 73-yd pass from Shurmur (Openshaw kick), 3-80 1:24.
- 4th:** MT: James 22-yd pass from Stockstill (Rooker kick blocked), 3-47 1:05.

STATISTICS	VANDERBILT	MT
FIRST DOWNS	15	14
RUSHES-YARDS (NET)	35-71	26-49
PASSING YDS (NET)	296	166
PASSES ATT-COMP-INT	28-20-0	31-18-1
TOTAL OFFENSE PLAYS-YARDS	63-367	57-215
FUMBLE RETURNS-YARDS	0-0	0-0
PUNT RETURNS-YARDS	0-0	3-20
KICKOFF RETURNS-YARDS	0-0	0-0
INTERCEPTION RETURNS-YARDS	1-28	0-0
PUNTS (NUMBER-AVG)	7-41.9	7-40.7
FUMBLES-LOST	1-0	1-0
PENALTIES-YARDS	6-69	4-14
POSSESSION TIME	36:33	23:27
THIRD-DOWN CONVERSIONS	8 OF 16	0 OF 12
FOURTH-DOWN CONVERSIONS	0 OF 0	0 OF 2
RED-ZONE SCORES-CHANCES	2-3	0-2
SACKS BY: NUMBER-YARDS	5-45	1-6

RUSHING: VANDY-Webb 24-49; K. Blasingame 8-31; TEAM 2-(-3); Shurmur 1-(-6). MT-GORDON 7-26; TUCKER 2-21; JAMES 2-14; LEE 5-8; STOCKSTILL 10-(-20).

PASSING: VANDY-Shurmur 20-28-0-296. MT-STOCKSTILL 18-31-1-166.

RECEIVING: VANDY-Sherfield 4-68; Webb 3-104; Pinkney 3-33; Duncan 3-19; Lipscomb 2-41; Marcus 2-6; Dobbs 1-16; Ellis 1-9; K. Blasingame 1-0. MT-JAMES10-112; SMITH 3-29; WINDHAM 2-9; LEE 2-7; TUCKER 1-9.

GAME 2

Alabama A&M
Sept. 9 | Nashville

NASHVILLE -- Vanderbilt quarterback Kyle Shurmur threw four touchdown passes and ran for another as the Commodores smashed Alabama A&M 42-0 on Saturday, improving to 2-0 for the first time under fourth-year coach Derek Mason.

"I'm excited even if my face probably doesn't show it," Mason said. "You're excited to get the wins, but you know preparation is right around the corner. It's not about being comfortable, not about getting comfortable. It's just making sure we stay (focused)."

The Commodores dominated all facets of the game as they readied for next week's home challenge against 19th-ranked Kansas State. Shurmur completed 12-of-12 passes for 175 yards and three scores in the first half alone, finishing 15-for-18 for 202 yards. Vanderbilt outgained the Bulldogs 291-38 in the opening two quarters, holding Alabama A&M (0-2) to three first downs. The Commodores blocked one Bulldogs punt -- converting it into a touchdown -- and deflected another. Vanderbilt scored touchdowns on five-of-six possessions in the opening half.

"I thought our guys played a good first half," Mason said. "They scored points with Shurmur. That's the second week in a row he started fast. I like the way he played. I thought he had good command and that he saw everything he needed to see."

Playing in front of a crowd of 25,802, Vanderbilt recorded its first shutout since the Commodores blanked Kentucky 40-0 in 2012.

Vanderbilt recorded its first shutout since the Commodores blanked Kentucky 40-0 in 2012.

TEAM	1	2	3	4	FINAL	RECORD
AAMU	0	0	0	0	0	0-2
VU	14	21	7	0	42	2-0

SCORING SUMMARY

Attendance: 25,802 **Time:** 3:13
Weather: 79, fair, wind NE 12 mph

- 1st:** VANDY: Webb 6-yd run (Openshaw kick), 11-67 6:22. VANDY: Pinkney 10-yd pass from Shurmur (Openshaw kick), 6-54 3:10.
- 2nd:** VANDY: Lipscomb 45-yd pass from Shurmur (Openshaw kick), 6-81 2:33. VANDY: Shurmur 1-yd run (Openshaw kick), 3-10 0:53. VANDY: Sherfield 25-yd pass from Shurmur (Openshaw kick), 4-65 1:28.
- 3rd:** VANDY: Pinkney 23-yd pass from Shurmur (Openshaw kick), 1-23 0:06.

STATISTICS	AAMU	VANDERBILT
FIRST DOWNS	7	18
RUSHES-YARDS (NET)	32-59	35-174
PASSING YDS (NET)	44	227
PASSES ATT-COMP-INT	21-8-2	26-19-0
TOTAL OFFENSE PLAYS-YARDS	53-103	61-401
FUMBLE RETURNS-YARDS	0-0	0-0
PUNT RETURNS-YARDS	1-5	5-63
KICKOFF RETURNS-YARDS	2-23	1-22
INTERCEPTION RETURNS-YARDS	0-0	2-9
PUNTS (NUMBER-AVG)	10-35.4	5-33.2
FUMBLES-LOST	1-0	0-0
PENALTIES-YARDS	5-21	4-40
POSSESSION TIME	29:19	30:41
THIRD-DOWN CONVERSIONS	2 OF 14	6 OF 13
FOURTH-DOWN CONVERSIONS	0 OF 0	0 OF 1
RED-ZONE SCORES-CHANCES	0-0	3-3
SACKS BY: NUMBER-YARDS	0-0	3-15

RUSHING: AAMU-May 6-27; Walters 12-17; Burke 8-17; Brower 3-7; Glass 3-(-9). VANDY-J. Wakefield 15-64; K. Blasingame 6-55; Webb 13-54; Shurmur 1-1.

PASSING: AAMU-Glass 5-13-1-15; May 3-8-1-29. VANDY-Shurmur 15-18-0-202; Wallace 3-7-0-19; S. Stankavage 1-1-0-6.

RECEIVING: AAMU-Moore 3-5; Clash 2-10; O Miles 1-23; Randolph 1-4; Walters 1-2. VANDY-Sherfield 4-69; Pinkney 4-51; Duncan 3-29; Lipscomb 2-50; Winrow 1-13; Ellis 1-8; Dobbs 1-6; Marcus 1-4; K. Blasingame 1-(-1); J. Wakefield 1-(-2).



GAME 3

#18 Kansas State Sept. 16 | Nashville

NASHVILLE -- Kyle Shurmur scored on a 2-yard run with 8:23 left, and Vanderbilt upset No. 18 Kansas State 14-7 on Saturday night for the Commodores' first victory over a ranked, nonconference opponent since 1946.

Vanderbilt improved to 3-0 for the first time since 2011 with the Commodores' first win over a ranked, nonconference opponent since beating North Carolina State. The Commodores also have won five straight at home dating to last season.

"We're trying to get all these monkeys off our back," Mason said. Kansas State (2-1) last beat a Southeastern Conference team on the road in the regular season in 1982 at Kentucky.

Jesse Ertz tried to drive the Wildcats to the tying score. But he was tackled short on fourth-and-8 deep in Vanderbilt territory by Oren Burks and LaDarius Wiley with 1:06 left.

"I threw my hand up and said, 'Thank you Jesus,'" Mason said. Shurmur drove the Commodores 84 yards using up half of the first quarter to put Vanderbilt up 7-0 with a 2-yard pass to C.J. Duncan.

Ertz answered for Kansas State with a 75-yard drive, and on fourth-and-1, Ertz took the ball wide left and ran 15 untouched for a TD.

Ryan White picked off Ertz's pass soon after at the Wildcats 33, and Vanderbilt needed only four plays before Shurmur scored the clinching TD after having to pick up the ball off the ground after the snap. Shurmur said he didn't want to make a bad play worse.

"Just trying to get all I could and maybe score I guess," Shurmur said.

TEAM	1	2	3	4	FINAL	RECORD
KSU	0	7	0	0	7	2-1
VU	7	0	0	7	14	3-0

SCORING SUMMARY

Attendance: 40,350 **Time:** 3:17
Weather: 83, sunny, wind E 3 mph

- 1st:** VANDY: Duncan 2-yd pass from Shurmur (Openshaw kick), 13-84 7:53.
- 2nd:** KSU: Ertz 15-yd run (McCrane kick), 8-75 4:13.
- 4th:** VANDY: Shurmur 2-yd run (Openshaw kick), 4-33 1:53.

STATISTICS	KSU	VANDERBILT
FIRST DOWNS	13	11
RUSHES-YARDS (NET)	35-201	32-65
PASSING YDS (NET)	76	205
PASSES ATT-COMP-INT	28-10-2	23-14-0
TOTAL OFFENSE PLAYS-YARDS	63-277	55-270
FUMBLE RETURNS-YARDS	0-0	0-0
PUNT RETURNS-YARDS	4-17	0-0
KICKOFF RETURNS-YARDS	1-11	0-0
INTERCEPTION RETURNS-YARDS	0-0	2-11
PUNTS (NUMBER-AVG)	7-37.7	8-33.5
FUMBLES-LOST	0-0	1-1
PENALTIES-YARDS	7-68	5-50
POSSESSION TIME	30:27	29:33
THIRD-DOWN CONVERSIONS	4 OF 16	4 OF 13
FOURTH-DOWN CONVERSIONS	1 OF 2	1 OF 1
RED-ZONE SCORES-CHANCES	1-2	2-3
SACKS BY: NUMBER-YARDS	1-2	2-5

RUSHING: KSU-Ertz 24-126; Silmon, 3-41; Barnes 8-34. VANDY-Webb 21-46; Dobbs 1-10; Blasingame 5-7; Lipscomb 1-5; Shurmur 2-0; TEAM 2-(-3).
PASSING: KSU-Ertz 10-28-2-76. VANDY-Shurmur 14-23-0-205.
RECEIVING: KSU-Zuber 4-37; Pringle 3-25; Valentine 1-8; Barnes 1-3; Dimel 1-3. VANDY-Duncan 6-52; Sherfield 4-97; Pinkney 2-41; Lipscomb 2-15.

GAME 4

#1 Alabama Sept. 23 | Nashville

NASHVILLE -- Alabama coach Nick Saban challenged the top-ranked Crimson Tide to prove they knew how to not only win, but dominate an opponent for a full 60 minutes.

That, and a bit of motivation provided by the confident Vanderbilt Commodores, was all Alabama needed.

Damien Harris ran for a career-high 151 yards and three touchdowns, Bo Scarbrough added two TDs and top-ranked Alabama routed Vanderbilt 59-0 Saturday in the Southeastern Conference opener for both teams.

Alabama (4-0) now has won 19 straight over the SEC East. Better yet, the Crimson Tide hasn't lost to Vanderbilt since 1984 or in Nashville since 1969. Both streaks were assured at the end of the first quarter with Alabama up 21-0 after the second of Harris' TDs. And the Crimson Tide didn't let up.

Alabama outgained Vanderbilt in total offense 677-78 before running out the clock late for the largest margin in the program's vaunted history. The Crimson Tide also set a school record with 38 first downs, topping the 36 earned Nov. 22, 2014, against Western Carolina.

Vanderbilt (3-1) came in as one of the five remaining undefeated teams in the SEC with the nation's stingiest defense in points, total yards and against the pass. The Commodores had allowed just 13 points combined through three games, yet they proved no match against Alabama's dominating ground game.

TEAM	1	2	3	4	FINAL	RECORD
ALA	21	10	21	7	59	4-0,1-0
VU	0	0	0	0	0	3-1,0-1

SCORING SUMMARY

Attendance: 40,350 **Time:** 3:07
Weather: 88, partly cloudy, wind NE 3 mph

- 1st:** UA: Scarbrough 6-yd run (Pappanastos kick), 5-47 1:30. UA - Harris 61-yd run (Pappanastos kick), 2-70 0:36. UA: Harris 2-yd run (Pappanastos kick), 6-26 2:38.
- 2nd:** UA: Scarbrough 2-yd run (Pappanastos kick), 13-75 5:39. UA: Pappanastos 22-yd field goal, 13-71 3:43.
- 3rd:** UA: Harris 2 yd run (Pappanastos kick), 8-75 2:53. UA: Jeudy 34-yd pass from Tagovailoa (Pappanastos kick), 8-68 1:58. UA: Smith 27-yd pass from Tagovailoa (Pappanastos kick), 4-58 1:35.
- 4th:** UA: Robinson Jr. 17-yd run (Pappanastos kick), 10-89 5:38.

STATISTICS	ALABAMA	VANDERBILT
FIRST DOWNS	38	3
RUSHES-YARDS (NET)	66-496	16-40
PASSING YDS (NET)	181	38
PASSES ATT-COMP-INT	27-17-0	22-7-1
TOTAL OFFENSE PLAYS-YARDS	93-677	38-78
FUMBLE RETURNS-YARDS	0-0	0-0
PUNT RETURNS-YARDS	3-33	0-0
KICKOFF RETURNS-YARDS	0-0	5-89
INTERCEPTION RETURNS-YARDS	1-1	0-0
PUNTS (NUMBER-AVG)	2-32.0	9-43.7
FUMBLES-LOST	3-0	1-1
PENALTIES-YARDS	6-40	5-20
POSSESSION TIME	42:55	17:05
THIRD-DOWN CONVERSIONS	9 OF 15	1 OF 10
FOURTH-DOWN CONVERSIONS	2 OF 2	0 OF 0
RED-ZONE SCORES-CHANCES	6-7	0-0
SACKS BY: NUMBER-YARDS	0-0	1-9

RUSHING: UA-D. Harris 12-151; Scarbrough 11-79; N. Harris 10-70; Robinson Jr. 5-51; Hurts 9-48; Clark 10-48; Jacobs 4-28; Tagovailoa 1-22; Ridley 1-4; TEAM 3-(-5). VANDY-Webb 6-20; Blasingame 7-14; Wakefield 2-6; Shurmur 1-0.
PASSING: UA-Hurts 9-17-0-78; Tagovailoa 8-10-0-103. VANDY-Shurmur 4-15-1-18; Wallace 3-7-0-20.
RECEIVING: UA-Ridley 5-43; Jeudy 3-68; Smith Jr. 2-14; D. Smith 1-27; Sims 1-11; Tennison 1-9; D. Harris 1-9; N. Harris 1-3; Scarbrough 1-2; Foster 1-(-5). VANDY-Sherfield 2-14; Tennyson 2-14; Blasingame 1-6; Webb 1-3; Duncan 1-1.



GAME 5

#21 Florida
Sept. 30 | Gainesville, Fla.

GAINESVILLE, Fla. -- Lamical Perine scored three touchdowns, Malik Davis added two and No. 21 Florida beat Vanderbilt 38-24 on Saturday despite losing quarterback Luke Del Rio to a left shoulder injury.

Perine bookended two one-yard plunges around a 13-yard scamper as the Gators remained unbeaten in Southeastern Conference play and defeated the Commodores for the 26th time in the last 27 meetings.

Perine, a cousin of former Oklahoma and current Washington Redskins running back Samaje Perine, finished with 58 yards on 15 carries.

Davis, a freshman, ran 17 times for 124 yards. His final run was huge. On a fourth-down play, Davis broke through the line, stumbled and then regained his footing for a 39-yard score that sealed the victory.

Redshirt freshman Feleipe Franks replaced Del Rio in the second quarter and turned in his most effective performance of the season. Franks completed 10 of 14 passes for 185 yards, including a 49-yarder to Tyrie Cleveland that was nearly as perfect as his last pass in The Swamp.

The Gators (3-1, 3-0 SEC) and Vanderbilt played a tight game for the third consecutive year. That was an improvement for the Commodores (3-2, 0-2) after a 59-0 home loss to top-ranked Alabama a week ago.

TEAM	1	2	3	4	FINAL	RECORD
VU	7	10	0	7	24	3-2,0-2
UF	7	10	7	14	38	3-1,3-0

SCORING SUMMARY

Attendance: 84,478 Time: 3:22
Weather: 75, overcast, wind NE 10 mph

1st: UF: Perine 1-yd run (Pineiro kick), 10-62 5:20. VANDY: Lipscomb 13-yd pass from Shurmur (Openshaw kick), 7-75 3:55.

2nd: UF: Perine 13-yd run (Pineiro,E. kick), 7-45 2:56. VANDY: Scott 12-yd pass from Shurmur (Openshaw kick), 7-75 3:12. VANDY: Openshaw 42-yd field goal, 9-60 3:57. UF: Pineiro 21-yd field goal, 7-71 0:43.

3rd: UF: Davis 1-yd run (Pineiro kick), 8-73 3:56.

4th: UF: Perine 1-yd run (Pineiro kick), 12-65 6:04. VANDY: Marcus 7-yd pass from Shurmur (Openshaw kick), 14-77 3:56. UF: Davis 39-yd run (Pineiro kick), 5-48 1:31.

STATISTICS	VANDERBILT	FLORIDA
FIRST DOWNS	17	23
RUSHES-YARDS (NET)	20-46	51-218
PASSING YDS (NET)	264	249
PASSES ATT-COMP-INT	40-18-0	26-17-0
TOTAL OFFENSE PLAYS-YARDS	60-310	77-467
FUMBLE RETURNS-YARDS	0-0	0-0
PUNT RETURNS-YARDS	2-3	1-(-3)
KICKOFF RETURNS-YARDS	0-0	2-18
INTERCEPTION RETURNS-YARDS	0-0	0-0
PUNTS (NUMBER-AVG)	6-41.0	5-42.2
FUMBLES-LOST	2-0	1-0
PENALTIES-YARDS	4-38	9-64
POSSESSION TIME	24:00	36:00
THIRD-DOWN CONVERSIONS	3 OF 13	7 OF 16
FOURTH-DOWN CONVERSIONS	2 OF 3	3 OF 3
RED-ZONE SCORES-CHANCES	3-3	5-5
SACKS BY: NUMBER-YARDS	1-9	1-9

RUSHING: VANDY-Webb 11-29; J. Wakefield 1-11; Sherfield 1-11; K. Blasingame 4-0; TEAM 1-0; Shurmur 2-(-5). UF-Davis 17-124; Perine 15-58; Thompson 9-24; Toney 3-22; Franks 3-4; Team 2-(-5); Del Rio 2-(-9).

PASSING: VANDY-Shurmur 18-40-0-264. UF-Franks 10-14-0-185; Del Rio 7-11-0-64; Toney 0-1-0-0.

RECEIVING: VANDY-Duncan 5-75; Lipscomb 3-50; Scott 3-27; Sherfield 2-39; Pinkney 2-10; D. Tennyson 1-35; K. Blasingame 1-21; Marcus 1-7. UF-Thompson 5-39; Cleveland 2-67; Stephens 2-45; Davis 2-6; Swain 1-33; Goolsby 1-25; Perine 1-17; Powell 1-11; Toney 1-5; Lewis 1-1.

GAME 6

#5 Georgia
Oct. 7 | Nashville

NASHVILLE -- Nick Chubb ran for two touchdowns and 138 yards, and fifth-ranked Georgia routed Vanderbilt 45-14 Saturday despite missing three players from the Bulldogs' stingy defense.

Georgia (6-0, 3-0 Southeastern Conference) continued its best start since 2012 when the Bulldogs reached the SEC championship. The Bulldogs also avenged a 17-16 loss to Vanderbilt last year by beating the Commodores for the 20th time in the past 23 games in this series.

Georgia ran through and over Vanderbilt, piling up 423 yards. Sony Michel added 150 yards and a TD, while Elijah Holyfield scored his first career TD on a 15-yard run. Georgia set the tone on its opening drive, running all seven plays for 83 yards.

Vanderbilt (3-3, 0-3) lost its third straight to wrap up the toughest four-game stretch in school history against the Commodores' fourth consecutive ranked opponent.

Coach Derek Mason, who oversees the defense, said the Commodores have to fix what ails them: defenders were in the right spots but didn't tackle well.

"That's what teams like this will do," Mason said. "They will expose exactly who you are if you aren't consistent with your tackling fundamentals and mechanics."

TEAM	1	2	3	4	FINAL	RECORD
UGA	7	14	17	7	45	6-0,3-0
VU	0	7	0	7	14	3-3,0-3

SCORING SUMMARY

Attendance: 36,282 Time: 3:11
Weather: 76, cloudy, wind S 11 mph

1st: UGA: Chubb 33-yd run (Blankenship kick), 7-83 2:46.

2nd: UGA: Swift 5-yd pass from Fromm (Blankenship kick), 8-45 3:27. UGA: Chubb 14-yd run (Blankenship kick), 11-80 6:12. VANDY: Webb 1-yd run (Openshaw kick), 6-75 1:30.

3rd: UGA: Godwin 47-yd pass from Fromm (Blankenship kick), 4-75 1:46. UGA: Michel 50-yd run (Blankenship kick), 3-64 1:04. UGA: R. Blankenship 27-yd field goal, 12-65 5:55.

4th: UGA: Holyfield 15-yd run (Blankenship kick), 6-50 2:09. VANDY: Duncan 3-yd pass from Shurmur (Openshaw kick), 4-1 0:59.

STATISTICS	GEORGIA	VANDERBILT
FIRST DOWNS	27	11
RUSHES-YARDS (NET)	54-423	22-64
PASSING YDS (NET)	126	172
PASSES ATT-COMP-INT	14-10-0	31-17-0
TOTAL OFFENSE PLAYS-YARDS	68-549	53-236
FUMBLE RETURNS-YARDS	0-0	1-15
PUNT RETURNS-YARDS	1-20	1-13
KICKOFF RETURNS-YARDS	0-0	3-63
INTERCEPTION RETURNS-YARDS	0-0	0-0
PUNTS (NUMBER-AVG)	1-59.0	7-36.3
FUMBLES-LOST	2-1	0-0
PENALTIES-YARDS	7-46	5-25
POSSESSION TIME	34:23	25:37
THIRD-DOWN CONVERSIONS	7 OF 11	6 OF 15
FOURTH-DOWN CONVERSIONS	1 OF 1	1 OF 2
RED-ZONE SCORES-CHANCES	4-4	2-2
SACKS BY: NUMBER-YARDS	0-0	2-15

RUSHING: UGA-Michel 12-150; Chubb 16-138; Holyfield 7-51; Fromm 4-36; Swift 4-32; Herrien 9-28; TEAM 1-(-1); Eason 1-(-11). VANDY-Webb 12-47; Blasingame 7-7; Sherfield 1-7; Wakefield 1-2; Kalija Lipscomb 1-1.

PASSING: UGA-Fromm 7-11-0-102; Eason 3-3-0-24. VANDY-Shurmur 17-31-0-172.

RECEIVING: UGA-Godwin 2-70; Wims 2-20; Crumpton 2-17; Swift 2-8; Holloman 1-7; Woerner 1-4. VANDY-Sherfield 4-47; Scott 4-35; Duncan 4-20; Lipscomb 3-55; Ellis 1-14; Wakefield 1-1.



GAME 7

Ole Miss
Oct. 14 | Oxford, Miss.

OXFORD, Miss. -- Shea Patterson threw for 351 yards and four touchdowns and Mississippi beat Vanderbilt 57-35 on Saturday.

Ole Miss (3-3, 1-2 Southeastern Conference) snapped its three-game losing streak while Vanderbilt (3-4, 0-4) has now lost four straight.

Vanderbilt led 14-7 in the second quarter after Ralph Webb ran for two touchdowns, but Ole Miss responded with 28 straight points in less than seven minutes. The offensive avalanche was helped by two Vanderbilt turnovers that gave the Rebels excellent field position.

Ole Miss kept the momentum early in the third quarter, earning a safety after forcing Vanderbilt quarterback Kyle Shurmur to fumble into the end zone. Less than a minute later, Patterson hit Brown for a 29-yard touchdown pass and a 44-21 lead and the game was no longer in doubt.

Brown caught eight passes for 174 yards and two touchdowns. DaMarkus Lodge also caught two touchdown passes.

Shurmur threw for 174 yards, two touchdowns and one interception for the Commodores. Webb ran for 163 yards and two touchdowns.

"We need to mentally find ourselves, find our identity, rebuild our confidence and get fresh," Vanderbilt coach Derek Mason said. "I've seen a lot of football -- good stretches and bad stretches -- we've got to look inside and fix what ails us. We need to get better and we can do that."

TEAM	1	2	3	4	FINAL	RECORD
VU	0	21	0	14	35	3-4,0-4
MISS	7	28	12	10	57	3-3,1-2

SCORING SUMMARY

Attendance: 60,157 Time: 3:51
Weather: 87, partly cloudy, wind SSW 8 mph

- 1st:** OM: Brown 58-yd pass from Patterson (Logan kick), 3-74 0:51.
- 2nd:** VANDY: Webb 38-yd run (Openshaw kick), 8-97 4:36. VANDY: Webb 1-yd run (Openshaw kick), 5-56 2:30. OM: Lodge 35-yd pass from Patterson (Logan kick), 5-75 1:09. OM: Patterson 4-yd run (Logan kick), 4-27 1:22. OM: Wilkins 18-yd run (Logan kick), 5-65 1:15. OM: Lodge 6-yd pass from Patterson (Logan kick), 5-30 1:16. VANDY: Lipscomb 13-yd pass from Shurmur (Openshaw kick), 5-75 1:27.
- 3rd:** OM: Haynes safety. OM: Brown 29-yd pass from Patterson (Logan kick), 3-50 0:50. OM: Logan 22-yd field goal, 5-22 2:10.
- 4th:** VANDY: Pinkney 1-yd pass from Shurmur (Openshaw kick), 7-67 1:48. OM: Logan 25-yd field goal, 10-57 4:53. OM: Swinney 55-yd run (Logan kick), 2-66 0:57. VANDY: Sherfield 6-yd pass from Wallace (Guay kick), 11-75 4:07.

STATISTICS	VANDERBILT	OLE MISS
FIRST DOWNS	21	27
RUSHES-YARDS (NET)	37-188	41-252
PASSING YDS (NET)	229	351
PASSES ATT-COMP-INT	37-18-1	35-22-0
TOTAL OFFENSE PLAYS-YARDS	74-417	76-603
FUMBLE RETURNS-YARDS	0-0	0-0
PUNT RETURNS-YARDS	0-0	0-0
KICKOFF RETURNS-YARDS	7-181	1-31
INTERCEPTION RETURNS-YARDS	0-0	1-11
PUNTS (NUMBER-AVG)	4-38.8	4-39.2
FUMBLES-LOST	3-1	0-0
PENALTIES-YARDS	6-52	11-79
POSSESSION TIME	31:49	28:11
THIRD-DOWN CONVERSIONS	8 OF 18	3 OF 11
FOURTH-DOWN CONVERSIONS	1 OF 2	0 OF 1
RED-ZONE SCORES-CHANCES	4-5	5-5
SACKS BY: NUMBER-YARDS	2-15	7-54

RUSHING: VANDY-Webb 23-163; Tennyson 1-48; Blasingame 6-26; Shurmur 7-(-59); Duncan 0-10. OM-Wilkins 18-113; Swinney 7-76; Ta'amu 3-32; Pennamon 2-10; Brazley 2-9; Patterson 7-8; Buford 2-4.

PASSING: VANDY-Shurmur 13-29-1-174; Wallace 5-8-0-55. OM-Patterson 22-35-0-351.

RECEIVING: VANDY-Lipscomb 4-58; Sherfield 3-65; Duncan 3-38; Scott 2-34; Dobbs 2-15; Webb 2-15; Pinkney 2-4. OM-Brown 8-174; Lodge 5-74; Metcalf 2-37; Wilkins 2-37; Jefferson 2-13; Swinney 2-6; Sanders 1-10.

GAME 8

South Carolina
Oct. 28 | Columbia, S.C.

COLUMBIA, S.C. -- Jake Bentley ran for two touchdowns and threw for another to lead South Carolina to a 34-27 win over Vanderbilt on Saturday that assured the Southeastern Conference's East Division race would go on at least one more week.

Bentley was 19-of-29 for 174 yards and ran six times for 47 yards, including his first scores rushing in his college career for the Gamecocks (6-2, 4-2).

Vanderbilt (3-5, 0-5) had two players ejected for targeting, including linebacker Charles Wright -- the team's sack leader -- on a hit on Bentley just after he released the ball.

"I saw a young man tackle a quarterback," Vanderbilt coach Derek Mason said. "We've got to get that right."

Bentley, who took advantage of open field in front of him for several big runs, said he is used to taking shots. "Anytime a quarterback runs it's like a little minnow with a pool of sharks," the sophomore said.

The Commodores finished with 10 penalties for 100 yards. The final one might have been the most costly. A holding penalty by tight end Sam Dobbs stalled a potential game-tying drive and Kyle Shurmur overthrew Caleb Scott on fourth-and-2 with just over a minute to go.

Shurmur threw for a season-best 333 yards and four touchdowns.

TEAM	1	2	3	4	FINAL	RECORD
VU	7	6	7	7	27	3-5,0-5
SC	14	10	7	3	34	6-2,4-2

SCORING SUMMARY

Attendance: 78,992 Time: 3:43
Weather: 77, mostly cloudy, wind S 9 mph

- 1st:** VANDY: Blasingame 9-yd pass from Shurmur (Openshaw kick), 6-75 2:54. SC: Bentley 19-yd run (White kick), 4-75 1:41. SC: Turner 1-yd run (White kick), 10-64 3:38.
- 2nd:** VANDY: Duncan 8-yd pass from Shurmur (Openshaw kick blockd), 6-54 1:45. SC: Smith 36-yd pass from Bentley (White kick), 5-75 1:57. SC: Parker White 44 yd field goal, 6-8 2:15.
- 3rd:** VANDY: Lipscomb 47-yd pass from Shurmur (Openshaw kick), 3-70 1:28. SC: Bentley 11-yd run (White kick), 8-72 5:01.
- 4th:** SC: White 39-yd field goal, 10-43 4:23. VANDY: Duncan 4-yd pass from Shurmur (Openshaw kick), 14-77 4:52.

STATISTICS	VANDERBILT	S. CAROLINA
FIRST DOWNS	27	26
RUSHES-YARDS (NET)	23-107	37-212
PASSING YDS (NET)	333	174
PASSES ATT-COMP-INT	49-27-1	29-19-0
TOTAL OFFENSE PLAYS-YARDS	72-440	66-386
FUMBLE RETURNS-YARDS	0-0	0-0
PUNT RETURNS-YARDS	3-21	0-0
KICKOFF RETURNS-YARDS	2-52	1-23
INTERCEPTION RETURNS-YARDS	0-0	1-10
PUNTS (NUMBER-AVG)	4-34.5	3-48.0
FUMBLES-LOST	2-0	0-0
PENALTIES-YARDS	10-100	7-50
POSSESSION TIME	29:24	30:36
THIRD-DOWN CONVERSIONS	8 OF 15	7 OF 14
FOURTH-DOWN CONVERSIONS	0 OF 2	0 OF 0
RED-ZONE SCORES-CHANCES	3-3	3-3
SACKS BY: NUMBER-YARDS	1-8	0-0

RUSHING: VANDY-Rivers 11-41; Webb 6-31; Sherfield 1-19; Lipscomb 1-11; Tennyson 1-11; Blasingame 2-7; TEAM 1-(-13). SC-Turner 15-121; Bentley 6-47; Denson 4-25; Williams 8-13; Hurst 1-6; Edwards 1-5; TEAM 2-(-5).

PASSING: VANDY-Shurmur 27-49-1-333. SC-Bentley 19-29-0-174.

RECEIVING: VANDY-Duncan 8-80; Lipscomb 7-128; Sherfield 4-59; Scott 4-32; Webb 1-13; Marcus 1-9; Blasingame 1-9; Pinkney 1-3. SC-S. Smith 5-76; Hurst 4-31; Turner 4-24; O. Smith 3-35; Edwards 2-15; Williams 1-(-7).



GAME 9

Western Kentucky
Nov. 4 | Nashville

NASHVILLE -- Kyle Shurmur hit Trent Sherfield on a 4-yard scoring pass on Vanderbilt's opening drive and the Commodores never trailed in a 31-17 win over Western Kentucky on Saturday.

Shurmur passed for two touchdowns and the Commodores rushed for two more, including Sherfield's 45-yard run with 48 seconds left in the third quarter.

It was the final non-conference game of the season for both teams.

"We wanted to move forward this week," Vanderbilt coach Derek Mason said. "We played extremely hard. It wasn't the prettiest thing early, but we started to move the needle a little bit."

Vanderbilt (4-5) scored 14 points in the first quarter for the third time this season. Their 14-7 lead marked the first time since the Kansas State win Sept. 16 that the Commodores held a lead after the first quarter. Vanderbilt led 21-14 at halftime, their third halftime lead of the season.

Ralph Webb rushed for 104 yards and one touchdown on 23 carries for Vanderbilt. He moved into 11th place all-time in the Southeastern Conference in career rushing with 3,885 yards.

The Vanderbilt defense sacked Western Kentucky quarterback Mike White five times, two on third-down plays. The Commodores finished with a season-high six sacks. The Commodores recorded four sacks in the season-opener with Middle Tennessee State.

TEAM	1	2	3	4	FINAL	RECORD
WKU	7	7	3	0	17	5-4
VU	14	7	7	3	31	4-5

SCORING SUMMARY

Attendance: 26,350 Time: 3:21
Weather: 68, cloudy, wind S 7 mph

1st: VANDY: Sherfield 4-yd pass from Shurmur (Openshaw kick), 11-75 5:54. WKU: BAKER 25-yd pass from FANT (NUSS kick), 4-61 0:56. VANDY: Webb 8-yd run (Openshaw kick), 8-75 4:04.

2nd: WKU: WHITE 3-yd run (NUSS kick), 8-82 1:59. VANDY: Ellis 31-yd pass from Shurmur (Openshaw kick), 8-84 1:12.

3rd: WKU: NUSS 29-yd field goal, 17-63 5:40. VANDY: Sherfield 45-yd run (Openshaw kick), 2-65 0:44.

4th: VANDY - Openshaw 39-yd field goal, 8-41 4:46.

STATISTICS	WKU	VANDERBILT
FIRST DOWNS	22	19
RUSHES-YARDS (NET)	30(-6)	35-174
PASSING YDS (NET)	355	220
PASSES ATT-COMP-INT	53-33-1	21-14-0
TOTAL OFFENSE PLAYS-YARDS	83-349	56-394
FUMBLE RETURNS-YARDS	0-0	0-0
PUNT RETURNS-YARDS	1(-5)	1-1
KICKOFF RETURNS-YARDS	2-22	1-16
INTERCEPTION RETURNS-YARDS	0-0	1-15
PUNTS (NUMBER-AVG)	5-40.6	5-44.8
FUMBLES-LOST	1-0	1-1
PENALTIES-YARDS	5-31	6-54
POSSESSION TIME	32:29	27:31
THIRD-DOWN CONVERSIONS	8 OF 21	5 OF 11
FOURTH-DOWN CONVERSIONS	2 OF 4	0 OF 0
RED-ZONE SCORES-CHANCES	2-3	2-2
SACKS BY: NUMBER-YARDS	1-5	6-37

RUSHING: WKU-FERBY 12-19; MOSES 2-5; TEAM 1(-1); ECKELS 3(-2); BAKER 4(-3); WHITE, Mike 8(-24). VANDY-Webb 23-104; Sherfield 1-45; Dobbs 1-18; Rivers 6-5; Shurmur 3-3; J. Wakefield 1(-1).

PASSING: WKU-WHITE 31-50-0-324; ECKELS 1-2-1-6; FANT 1-1-0-25.

VANDY-Shurmur 14-21-0-220.

RECEIVING: WKU-FANT 9-79; JACKSON 7-135; DEANE 5-57; LANE 3-36; JERNIGHAN 3-18; BAKER 2-25; MOSES 2-0; TOWNER, 1-5; PEARSON 1(-7); SLOAN 0-7. VANDY-Sherfield 5-82; Lipscomb 3-43; Ellis 1-31; Scott 1-18; Dobbs 1-15; Marcus 1-15; Pinkney 1-11; Duncan 1-5.

GAME 10

Kentucky
Nov. 11 | Nashville

NASHVILLE -- Benny Snell rushed for 116 yards and three touchdowns and Sihiem King added two rushing TDs, leading Kentucky to a 44-21 win at Vanderbilt on Saturday.

Kentucky (7-3, 4-3 SEC) improved its bowl stock while keeping Vanderbilt (4-6, 0-6) winless in the conference standings.

Snell, who entered the game as the SEC's leading rusher, became the ninth player in school history to reach 2,000 career yards. The 5-foot-11, 223-pound sophomore also became the first Kentucky player to rush for consecutive 1,000-yard seasons. Snell also set the school record for career rushing touchdowns (28).

Kentucky's Austin MacGinnis kicked three field goals and the Wildcats rambled for 428 yards in total offense.

Kyle Shurmur threw four interceptions and one TD, and was sacked five times. He is tied for second with Jay Cutler (21) for most single-season TD passes in Vanderbilt history.

Ralph Webb rushed for 70 yards and one TD for the Commodores. The senior passed Florida's Emmitt Smith in career yards and moved into the top 10 in SEC rushing history.

Kentucky spotted Vanderbilt a 7-0 lead in the first quarter before rallying for 34 consecutive points to take control.

TEAM	1	2	3	4	FINAL	RECORD
UK	7	13	21	3	44	7-3,4-3
VU	7	0	14	0	21	4-6,0-6

SCORING SUMMARY

Attendance: 27,346 Time: 3:27
Weather: 61, partly cloudy, wind S 6 mph

1st: VANDY - Webb 37-yd run (Openshaw kick), 4-62 1:50. UK - King 22-yd run (MacGinnis kick), 7-75 3:23.

2nd: UK: Snell 22-yd run (MacGinnis kick), 8-74 3:50. UK - A. MacGinnis 42-yd field goal, 4(-4) 1:06. UK - A. MacGinnis 40 yd field goal, 6-21 1:57.

3rd: UK: Snell 2-yd run (MacGinnis kick), 5-80 2:03. UK: King 7-yd run (MacGinnis kick), 5-56 2:51. VANDY: Shurmur 14-yd run (Openshaw kick), 9-75 4:15. UK: Snell 6-yd run (MacGinnis kick), 1-6 0:21. VANDY: Lipscomb 17-yd pass from Shurmur (Openshaw kick), 11-75 3:40.

4th: UK: MacGinnis 39-yd field goal, 11-54 7:17.

STATISTICS	KENTUCKY	VANDERBILT
FIRST DOWNS	21	21
RUSHES-YARDS (NET)	47-232	20-60
PASSING YDS (NET)	195	308
PASSES ATT-COMP-INT	17-13-0	43-30-4
TOTAL OFFENSE PLAYS-YARDS	64-427	63-368
FUMBLE RETURNS-YARDS	0-0	0-0
PUNT RETURNS-YARDS	1-0	1-4
KICKOFF RETURNS-YARDS	2-113	5-105
INTERCEPTION RETURNS-YARDS	4-48	0-0
PUNTS (NUMBER-AVG)	3-38.7	4-45.2
FUMBLES-LOST	3-1	3-0
PENALTIES-YARDS	9-61	4-48
POSSESSION TIME	33:29	26:31
THIRD-DOWN CONVERSIONS	5 OF 12	5 OF 13
FOURTH-DOWN CONVERSIONS	0 OF 0	2 OF 3
RED-ZONE SCORES-CHANCES	4-4	2-2
SACKS BY: NUMBER-YARDS	5-30	1-4

RUSHING: UK-Snell 17-116; King 15-69; Johnson 9-44; Rose 3-4; Bowden Jr. 2-0; TEAM 1(-1). VANDY-Webb 9-70; Sherfield 1-9; Rivers 1-6; Wakefield 1-1; TEAM 1(-4); Shurmur 7(-22).

PASSING: UK-Johnson 13-17-0-195. VANDY-Shurmur 30-43-4-308.

RECEIVING: UK-Johnson 6-76; Bowden Jr. 3-79; Ross 2-11; Snell 1-20; Conrad 1-9. VANDY-Sherfield 8-81; Duncan 7-70; Webb 3-17; Lipscomb 2-44; Rivers 2-19; Tennyson 2-14; Marcus 1-27; Dobbs 1-10; Ellis 1-8; Pinkney 1-7; Wakefield 1-6; Scott 1-5.



GAME 11

Missouri
Nov. 18 | Nashville

NASHVILLE -- Missouri didn't look like a bowl team back in mid-October, but none of it matters now.

Drew Lock threw three touchdown passes and Missouri won its fifth straight game to become bowl eligible with its sixth victory, a 45-17 rout of Vanderbilt on Saturday night.

The Tigers (6-5, 3-4 SEC) are the second team from the Southeastern Conference to become bowl eligible after a 1-5 start.

Mississippi was the first, finishing 6-6 after an Independence Bowl loss in 1983.

Missouri is the 13th FBS team and sixth from the Power 5 conference to earn bowl eligibility after losing five of its first six games.

Vanderbilt's Ralph Webb rushed for 55 yards and one TD, making him the ninth player in SEC history to pass the 4,000-career yard milestone.

The Commodores (4-7, 0-7) finally showed some life in the second half, outscoring the Tigers 17-3 in the third quarter.

"Missouri was opportunistic," Commodores coach Derek Mason said. "It came down to that six- or seven-minute stretch in the second quarter. They scored 28 points in the second quarter and they did it in all three phases."

Vanderbilt's Kyle Shurmur threw three interceptions, giving him seven in the last two games, including four in last week's loss to Kentucky.

TEAM	1	2	3	4	FINAL	RECORD
MIZ	7	28	3	7	45	6-5,3-4
VU	0	0	17	0	17	4-7,0-7

SCORING SUMMARY

Attendance: 22,910 **Time:** 3:34
Weather: 50, cloudy, wind WNW 21 mph

- 1st:** MU: Okwuegbunam 7-yd pass from Lock (McCann kick), 8-71 2:15.
- 2nd:** MU: Rountree 12-yd run (McCann kick), 4-88 1:00. MU: Lee 42-yd interception return (McCann kick). MU: Floyd 30-yd pass from Lock (McCann kick), 6-56 1:39. MU: Floyd 74-yd punt return (McCann kick).
- 3rd:** VANDY: Webb 1-yd run (Openshaw kick), 7-75 3:10. MU: McCann 41-yd field goal, 9-48 2:57. VANDY: Scott 7-yd pass from Shurmur (Openshaw kick), 6-69 3:23. VANDY: Openshaw 23-yd field goal, 9-59 2:23.
- 4th:** MU: Okwuegbunam 57-yd pass from Lock (McCann kick), 8-90 3:40.

STATISTICS	MIZZOU	VANDERBILT
FIRST DOWNS	17	25
RUSHES-YARDS (NET)	39-191	30-51
PASSING YDS (NET)	235	348
PASSES ATT-COMP-INT	25-10-0	52-28-3
TOTAL OFFENSE PLAYS-YARDS	64-426	82-399
FUMBLE RETURNS-YARDS	0-0	0-0
PUNT RETURNS-YARDS	1-74	1-6
KICKOFF RETURNS-YARDS	4-75	5-101
INTERCEPTION RETURNS-YARDS	3-98	0-0
PUNTS (NUMBER-AVG)	5-37.2	6-44.8
FUMBLES-LOST	0-0	1-0
PENALTIES-YARDS	11-56	6-45
POSSESSION TIME	24:33	35:27
THIRD-DOWN CONVERSIONS	8 OF 16	5 OF 16
FOURTH-DOWN CONVERSIONS	0 OF 2	1 OF 3
RED-ZONE SCORES-CHANCES	2-2	3-5
SACKS BY: NUMBER-YARDS	2-9	0-0

RUSHING: MU-Witter, Ish 16-102; Rountree, Larry 15-53; Lock, Drew 7-37; TEAM 1-(-1). VANDY-Ralph Webb 19-55; J. Wakefield 3-6; Dallas Rivers 1-(-3); Trent Sherfield 2-(-3); Kyle Shurmur 5-(-4).

PASSING: MU-Lock, Drew 10-25-0-235. VANDY-Kyle Shurmur 28-52-3-348.

RECEIVING: MU-Okwuegbunam, Al 5-116; Moore, J'Mon 3-78; Floyd, Richaud 1-30; Johnson, Johnat 1-11. VANDY-Jared Pinkney 6-119; C.J. Duncan 5-29; Kalija Lipscomb 4-68; Trent Sherfield 4-27; Caleb Scott 3-27; Ralph Webb 2-32; D. Tennyson 2-28; K. Blasingame 1-17; Sam Dobbs 1-1.