



### 2015-16 UNIVERSITY OF MISSOURI MEN'S BASKETBALL GAME NOTES

#### 2015-16 SCHEDULE

<b>OVERALL:</b> 8-15	<b>HOME:</b> 8-5	<b>AWAY:</b> 0-7	<b>NEUTRAL:</b> 0-3
DATE	OPPONENT	TV	SCORE/TIME (CT)
N 13 F	Wofford #	SECN +	W, 83-74
N 15 U	UMES #	SECN	W, 73-55
N 17 T	at Xavier (RV)	FS1	L, 78-66
N 23 M	vs. Kansas State &	ESPNU	L, 66-42
N 25 T	vs. Northwestern &	ESPN3	L, 67-62
D 1 T	Arkansas State	SECN	W, 88-78
D 4 F	Northern Illinois	SECN +	W, 78-71
D 9 W	Omaha	SECN	W, 85-78
D 13 U	at #13 Arizona	Pac-12 Net.	L, 88-52
D 19 S	NC State	SECN	L, 73-59
D 23 W	vs. Illinois %	ESPN2	L, 68-63
D 29 T	Arkansas-Pine Bluff	SECN +	W, 78-25
J 2 S	Savannah State	SECN +	W, 81-50
J 6 W	at Georgia *	SECN ^	L, 77-59
J 9 S	Auburn *	ESPN2	W, 76-61
J 12 T	Arkansas *	SECN ^	L, 94-61
J 16 S	at #19 South Carolina *	SECN ^	L, 81-72
J 20 W	Georgia *	SECN ^	L, 80-57
J 23 S	at #10 Texas A&M *	SECN ^	L, 66-53
J 27 W	at #20 Kentucky *	SECN ^	L, 88-54
J 30 S	Mississippi State *	SECN ^	L, 76-62
F 3 W	Ole Miss *	SECN ^	L, 76-73
F 6 S	at Alabama *	SECN ^	L, 80-71
F 10 W	at Vanderbilt *	SECN ^	8 p.m.
F 13 S	Tennessee *	SECN ^	2 p.m.
F 16 T	South Carolina *	SECN ^	6 p.m.
F 20 S	at Arkansas *	SECN ^	6:30 p.m.
F 23 T	at Ole Miss *	SECN ^	8 p.m.
F 27 S	Texas A&M *	ESPNU	3 p.m.
M 1 T	at LSU *	SECN ^	8 p.m.
M 5 S	Florida	SECN ^	6:30 p.m.

**Bold** denotes home // \* denotes SEC game  
 # - CBE HOF Classic Host Games (Mizzou Arena, Columbia, Mo.)  
 & - CBE HOF Classic Championship Rounds (Sprint Center, Kansas City, Mo.)  
 % - 35th Annual Braggins' Rights Game (Scottrade Center, St. Louis, Mo.)  
 ^ - SEC Network broadcasts are additionally available through WatchESPN apps and the website, WatchESPN.com  
 + - SEC Network + events are digitally exclusive events available on WatchESPN apps or WatchESPN.com

**GAME**  
**24**

## MIZZOU TIGERS (8-15, 1-9) AT VANDERBILT COMMODORES (13-10, 5-5)

WEDNESDAY, FEB. 10, 2016 // 8 P.M. (CT) // MEMORIAL GYMNASIUM (14,316) // NASHVILLE, TENN.

#### @MIZZOUHOOPS

8-15 (1-9)

	OVERALL	SEC
PTS / GAME	67.3	63.8
PTS ALLOWED / GAME	70.9	75.9
FG %	418	386
FG DEFENSE %	421	464
3-PT FG %	301	261
3-PT FG DEFENSE %	347	363
REB / GAME	34.6	32.4
REB ALLOWED / GAME	36.8	38.5
OVERALL LEADING SCORER	PURYEAR (11.3)	
OVERALL LEADING REBOUNDER	WRIGHT (4.7)	
HEAD COACH	Kim Anderson (Missouri, '79, '81)	
SCHOOL RECORD	17-38 (2nd season)	
CAREER RECORD	291-133 (14th season)	
COACHING RECORD VS. VANDERBILT	0-1	

#### SERIES INFORMATION

**ALL-TIME SERIES:** 5-4 Vanderbilt  
**IN COLUMBIA:** 4-0 Mizzou  
**IN NASHVILLE:** 4-0 Vanderbilt  
**NEUTRAL SITE:** 1-0 Vanderbilt  
**LAST MEETING:** L, 76-53  
 Feb. 21, 2015 (Nashville, Tenn.)

#### FOLLOW #MIZZOU

**ON TELEVISION:** SEC Network  
 8:05 p.m. CT  
 Dave Neal (Play-by-Play)  
 Daymeon Fishback (Analyst)  
 Bill Palladino (Producer)  
**ON RADIO:** Tiger Radio Network  
 Mike Kelly (Play-by-Play)  
 Gary Link (Analyst)  
 Matt Winegardner (Engineer)  
**ONLINE:** @MizzouHoops  
 MUTigers.com  
 Vanderbilt.Statbroadcast.com



#### @VANDYMBB

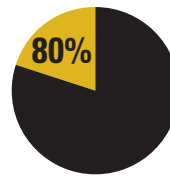
13-10 (5-5)

	OVERALL	SEC
PTS / GAME	76.1	73.8
PTS ALLOWED / GAME	66.8	72/3
FG %	457	434
FG DEFENSE %	379	401
3-PT FG %	399	400
3-PT FG DEFENSE %	281	294
REB / GAME	38.3	38.2
REB ALLOWED / GAME	37.4	38.7
OVERALL LEADING SCORER	BALDWIN (14.6)	
OVERALL LEADING REBOUNDER	KORNET (7.3)	
HEAD COACH	Kevin Stallings (Purdue, '82, '85)	
SCHOOL RECORD	326-216 (17th season)	
CAREER RECORD	449-279 (23rd season)	
COACHING RECORD VS. MISSOURI	3-3	

#### #ZOUNOTES

- Mizzou Men's Basketball (8-15, 1-9) continues on the road at Vanderbilt on Wednesday, Feb. 10, with an 8 p.m. tipoff scheduled for broadcast on the SEC Network.
- The Tigers return home for the #RallyForRhyann Game on Saturday, Feb. 13, facing Tennessee at 2 p.m. on the SEC Network. Fans will be offered free general admission.
- The special event has been organized to raise awareness for pediatric cancer in support of assistant coach **Brad Loos'** five-year old daughter, **Rhyann Loos**, who was diagnosed with neuroblastoma in October.
- Freshman forward **Kevin Puryear** scored a season-high 22 points at Alabama (Feb. 6) for his second career 20-point game. He leads the Tigers in overall scoring with his 11.3 points per game.
- Senior forward **Ryan Rosburg** had a career-best outing against the Crimson Tide with 17 points on 7-of-12 shooting from the field (3-of-3 FT), along with 7 rebounds.

#### #ZOUSTATS



Mizzou freshmen **Kevin Puryear** (85.7%), **K.J. Walton** (85.7%) and **Terrence Phillips** (80.0%) are all shooting 80.0 percent or better from the free throw line in SEC games. Mizzou is the only school with three freshmen above the 80.0-percent mark.



Freshman forward **Kevin Puryear** ranks seventh in the Southeastern Conference in freshman scoring average in league games (10.7)

#### PROJECTED #MIZZOU LINEUP



G

1

terrence  
PHILLIPS

FR // 5-11 // 175 // ORANGE COUNTY, CALIF.

@FloorGeneral103

PPG	RPG	APG	SPG
8.0	3.5	3.0	1.5
▶ 14 pts. (3-of-3 3PT) vs. Ole Miss			
▶ Matched season-high with 16 points vs. Arkansas (Jan. 12)			
▶ 88-4 record as Oak Hill starting PG			



G

15

wes  
CLARK

JR // 6-0 // 180 // DETROIT, MICH.

@Im\_back\_15

PPG	RPG	APG	SPG
10.5	3.0	2.9	0.9
▶ Career-high 26 points at S. Car.			
▶ 4 20-pt. games in 2015-16			
▶ Right elbow dislocation caused him to miss final 8 games of 2014-15			



G

12

namon  
WRIGHT

SO // 6-5 // 202 // LOS ANGELES, CALIF.

@kharyw

PPG	RPG	APG	SPG
8.8	4.7	1.3	0.4
▶ Career-high nine rebounds along with 16 points vs. Mississippi State			
▶ Season-high 18 points in opening win vs. Wofford (Nov. 13)			



F

24

kevin  
PURYEAR

FR // 6-7 // 236 // BLUE SPRINGS, MO.

@CallMe\_KP24

PPG	RPG	FG%	FT%
11.3	4.4	48.2	81.6
▶ Season-high 22 pts. at Alabama			
▶ 10+ pts. in 15 of 23 games			
▶ KC Star Metro Player of the Year as a senior at Blue Springs South			



F

44

ryan  
ROSBURG

SR // 6-10 // 260 // CHESTERFIELD, MO.

@RyRos44

PPG	RPG	FG%	MPG
5.0	3.3	62.0	17.0
▶ Career-high 17 points (7-of-12 FG, 3-of-3 FT) at Alabama			
▶ 62 career starts over the last 3.5 seasons (119 appearances)			

#### PROJECTED VANDERBILT LINEUP

<b>G 4</b> WADE BALDWIN IV (SO, 6-3, 194) 14.6 PPG // 3.7 RPG // 4.6 APG	<b>G 5</b> MATTHEW FISHER-DAVIS (SO, 6-5, 185) 8.5 PPG // 3.9 RPG // 1.0 APG	<b>F 3</b> LUKE KORNET (JR, 7-1, 240) 9.7 PPG // 7.3 RPG // 2.9 BPG	<b>F 11</b> JEFF ROBERSON (SO, 6-6, 220) 9.1 PPG // 5.1 RPG // 1.2 APG	<b>F 30</b> DAMIAN JONES (JR, 7-0, 240) 13.4 PPG // 6.8 RPG // 1.9 BPG
---	---	--	---	---

## QUICK FACTS

### INSTITUTIONAL INFORMATION

Location \_\_\_\_\_ Columbia, Mo.  
 Founded: \_\_\_\_\_ 1839  
 Enrollment: \_\_\_\_\_ 35,050  
 Nickname: \_\_\_\_\_ Tigers  
 Colors: \_\_\_\_\_ Old Gold and Black  
 Arena (Capacity): \_\_\_\_\_ Mizzou Arena (15,061)  
 Conference: \_\_\_\_\_ Southeastern  
 Interim System President: \_\_\_\_\_ Mike Middleton  
 Phone \_\_\_\_\_ 573-882-2011  
 Interim Chancellor: \_\_\_\_\_ Hank Foley  
 Phone: \_\_\_\_\_ 573-882-3387  
 Director of Athletics: \_\_\_\_\_ Mack Rhoades  
 Department Phone: \_\_\_\_\_ 573-882-6501  
 Ticket Office Phone: \_\_\_\_\_ 573-884-7297  
 \_\_\_\_\_ 800-228-7297

### THE MIZZOU TIGERS

Head Coach: \_\_\_\_\_ Kim Anderson (Second season)  
 \_\_\_\_\_ University of Missouri, 1979, '81  
 Missouri Record \_\_\_\_\_ 17-38 (2nd season)  
 Overall Record: \_\_\_\_\_ 291-133 / .686 (14th season)  
 Assistant Coaches: \_\_\_\_\_ Rob Fulford (Second season)  
 \_\_\_\_\_ Brad Loos (Second season)  
 \_\_\_\_\_ Corey Tate (First season)  
 Special Assistant to the Head Coach \_\_\_\_\_  
 \_\_\_\_\_ Steve Shields (First season)  
 Basketball Operations: \_\_\_\_\_ Paul Rorvig  
 \_\_\_\_\_ (Second season)  
 Basketball Performance: \_\_\_\_\_ Matt Herring  
 \_\_\_\_\_ (Second season)  
 Operations Assistant \_\_\_\_\_ John Poettgen  
 Graduate Assistants: \_\_\_\_\_ Brett Anderson  
 \_\_\_\_\_ Jon Gilliam  
 2014-15 Record: \_\_\_\_\_ 9-23  
 SEC Record (Finish): \_\_\_\_\_ 3-15 (14th)  
 Starters Returning / Lost: \_\_\_\_\_ 3/2  
 Lettermen Returning / Lost: \_\_\_\_\_ 6/5

### STRATEGIC COMMUNICATIONS

Senior Assoc. Athletics Director: \_\_\_\_\_ Ryan Bradley  
 Office Phone \_\_\_\_\_ 573-882-9805  
 E-Mail: \_\_\_\_\_ bradleyry@missouri.edu  
 Associate Athletics Director: \_\_\_\_\_ Chad Moller  
 Office Phone: \_\_\_\_\_ 573-882-0712  
 E-Mail: \_\_\_\_\_ mollerc@missouri.edu  
**Men's Basketball Contact: \_\_\_\_\_ Patrick Crawford**  
**Office Phone: \_\_\_\_\_ 573-882-2531**  
**E-Mail: \_\_\_\_\_ crawfordpa@missouri.edu**  
 Associate Director: \_\_\_\_\_ Kate Lakin  
 Assistant Director: \_\_\_\_\_ Shawn Davis  
 Assistant Director: \_\_\_\_\_ Tyler Koonce  
 Assistant Director: \_\_\_\_\_ Andy Oldenburg  
 Web Coordinator: \_\_\_\_\_ Kevin Fletcher  
 Digital Media: \_\_\_\_\_ Ali Fisher  
 Associate (Secondary Contact): \_\_\_\_\_ Andrew Melroe  
 E-Mail: \_\_\_\_\_ melroea@missouri.edu  
 Twitter/Instagram \_\_\_\_\_ @MizzouHoops  
 Website: \_\_\_\_\_ mutigers.com

### Pro-nun-SEE-A-shun GUIDE

Kevin Puryear \_\_\_\_\_ Per-YEAR  
 Namon Wright \_\_\_\_\_ NAY-mun

## KIM ANDERSON



**HOMETOWN**  
 Sedalia, Mo.  
**HIGH SCHOOL**  
 Smith-Cotton  
**TWITTER**  
 @CoachAndersonMU  
**FAMILY**  
 Wife, Melissa  
 Son, Ryan  
 Son, Brett

In his second season leading the Mizzou Men's Basketball program, head coach **Kim Anderson** continues to turn the Tigers in the right direction, both on and off the court. With five newcomers on the 2015-16 roster that his staff personally recruited, Anderson hopes a higher comfort level and familiarity amongst his squad will translate into better team basketball. The Tigers already did their part in the offseason, posting the highest summer session grade point average for a Mizzou team in more than five seasons.


## KIM ANDERSON

On the Rally for Rhyhan Game (Feb. 13)...

"I hope people will come out. It's for a great cause. Obviously it's for Rhyhan. But it's also to support pediatric cancer. The more I'm around Brad and we talk about Rhyhan and pediatric cancer, the more I find out how this type of cancer is under-funded. I hope more people will come out to the game, free admission with a donation. I hope people come out to donate, wear their gold, and let's do something really good. This is about more than basketball, it's about a little girl's life, and it's about a lot of little children's lives. Whether we are winning or losing basketball games, this is much more important. It's about if we can help little five-year-old Rhyhan Loos and many other children around the United States."

## 2015-16 MIZZOU ROSTER

#	Name	Ht.	Wt.	Pos.	Yr.	Exp.
1	<b>Terrence Phillips</b>	5-11	175	G	Fr.	HS
<b>Note:</b> 88-4 record as starting point guard at Oak Hill Orange County, Calif. / Oak Hill Academy (Va.)						
4	<b>Tramaine Isabell</b>	6-0	178	G	So.	1L
<b>Note:</b> Multiple assists in eight games in 14-15 Seattle, Wash. / Garfield H.S.						
5	<b>D'Angelo Allen</b>	6-7	216	F	So.	1L
<b>Note:</b> Started last 8 games of 14-15 season Dallas, Texas / Kimball H.S.						
10	<b>K.J. Walton</b>	6-3	197	G	Fr.	HS
<b>Note:</b> Former 103rd-ranked <i>Rivals.com</i> prospect Brownsburg, Ind. / Brownsburg H.S.						
11	<b>Jimmy Barton</b>	5-9	160	G	R-So.	RS
<b>Note:</b> Walk-on with 13 games at H-Baptist in 13-14 St. Louis, Mo. / DeSmet Jesuit H.S. / Houston Baptist						
12	<b>Namon Wright</b>	6-5	202	G	So.	1L
<b>Note:</b> Averaged 13.6 PPG in last five games of 14-15 Los Angeles, Calif. / Pacific Hills						
13	<b>Trevor Glassman</b>	6-3	200	G	Jr.	TR
<b>Note:</b> Walk-on, sitting out the 2015-16 season after transfer Bedford, N.H. / New Hampton School / Manhattan						
15	<b>Wes Clark</b>	6-0	180	G	Jr.	2L
<b>Note:</b> Returns after season-ending inj. to right elbow Detroit, Mich. / Romulus H.S.						
21	<b>Jordan Barnett</b>	6-7	215	F	So.	TR
<b>Note:</b> Midseason transfer, sitting out until 2016-17 St. Louis, Mo. / Christian Brothers College HS / Texas						
23	<b>Jakeenan Gant</b>	6-8	212	F	So.	1L
<b>Note:</b> Won Mizzou's annual Black & Gold dunk contest Springfield, Ga. / Effingham County						
24	<b>Kevin Puryear</b>	6-7	236	F	Fr.	HS
<b>Note:</b> 20.1 pts., 7.8 reb. per game as a senior Blue Springs, Mo. / South H.S.						
25	<b>Russell Woods</b>	6-8	225	F	Jr.	JC
<b>Note:</b> 14.1 pts., 7.2 reb. per game at JUCO in 14-15 Chicago, Ill. / Simeon High School / John A. Logan College (Ill.)						
32	<b>Adam Wolf</b>	6-7	202	F	Fr.	HS
<b>Note:</b> Walk-on who avg. 17.0 pts. per game as senior Beaver Dam, Wis. / Beaver Dam H.S.						
33	<b>Cullen VanLeer</b>	6-4	200	G	Fr.	HS
<b>Note:</b> 23.5 pts., 7.3 reb. per game as a senior Pacific, Mo. / Pacific H.S.						
44	<b>Ryan Rosburg</b>	6-10	260	F	Sr.	3L
<b>Note:</b> 63 career starts at Mizzou. 120 career app. Chesterfield, Mo. / Marquette H.S.						



**Back Row:** Trainer Pat Beckmann, Graduate Assistant Jon Gilliam, Special Assistant to the Head Coach Steve Shields, Athletic Performance Coach Matt Herring, Director of Basketball Operations Paul Rorvig, Head Coach Kim Anderson, Assistant Coach Corey Tate, Assistant Coach Brad Loos, Assistant Coach Rob Fulford, Operations Assistant John Poettgen, Graduate Assistant Brett Anderson.

**Front Row:** Russell Woods (25), Kevin Puryear (24), Terrence Phillips (1), Wes Clark (15), K.J. Walton (10), Jimmy Barton (11), Tramaine Isabell (4), Cullen VanLeer (33), Namon Wright (12), Adam Wolf (32), D'Angelo Allen (5), Ryan Rosburg (44), Jakeenan Gant (23).

NCAA APPEARANCES: '44, '76, '78, '80, '81, '82, '83, '86, '87, '88, '89, '90, '92, '93, '95, '99, '00, '01, '02, '03, '09, '10, '11, '12, '13

GAME 24: AT VANDERBILT

## NOTEWORTHY NOTES

### LAST TIME OUT

- Two Tigers recorded career-high point totals, but Mizzou (8-15, 1-9 SEC) could not score enough in the final minutes to overcome Alabama, falling 80-71, Saturday, Feb. 6, at Coleman Coliseum. Freshman forward **Kevin Puryear** scored a season-high 22 points, while senior forward **Ryan Rosburg** scored a career-high 17 points.
- Puryear reached 20 or more points for the second time this season and the first time since scoring 20 points in his Tiger debut in Mizzou's season-opening win over Wofford (Nov. 13).
- Rosburg scored in double digits for the third time this season, recording 17 points on 7-of-12 shooting from the field. Rosburg also had a team-high seven rebounds in the game.
- In the second half, Rosburg scored 10-straight points for the Tigers between the 9:10 and 6:34 mark.

### #RALLYFORRHAN GAME COMING UP ON SATURDAY

- Fans will be offered free general admission with a cash donation of any amount for Mizzou Men's Basketball's Saturday, Feb. 13, matchup with Tennessee (2 p.m.), the first-ever Rally For Rhyhan Game. The special event has been organized to raise awareness for pediatric cancer in support of assistant coach **Brad Loos'** five-year old daughter, **Rhyhan**, who was diagnosed with neuroblastoma in October.
- For more information, visit [MUTigers.com/R4Rgame](http://MUTigers.com/R4Rgame).



### PURYEAR STANDING OUT AMONG MIZZOU FRESHMEN, ALL-TIME

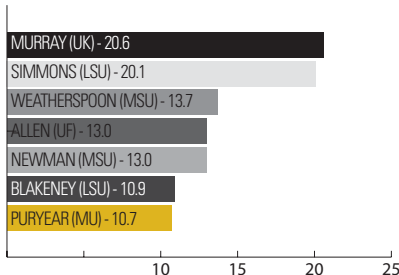
- Mizzou freshman forward **Kevin Puryear** scored 22 points, a season-high, and grabbed six rebounds at Alabama (Feb. 6), becoming the 12th freshman in program history to record a 200-point, 100-rebound debut season.
- Puryear is just the second Mizzou freshman in 12 seasons to accomplish the feat. As a freshman in 2013-14, forward Johnathan Williams III recorded 204 points and 227 rebounds.
- Since the 1993-94 season, only five Mizzou freshmen have posted at least 200 points and 100 rebounds in a season.

### ROSBURG NOT GOING QUIETLY INTO THE NIGHT

- Mizzou senior forward **Ryan Rosburg** unfortunately knows the date of his final game as a Tiger when his squad plays Florida on Saturday, March 5.
- Since Mizzou Athletics announced on Jan. 13, it would self-impose a postseason ban this season on its men's basketball program, Rosburg has admirably played some of the best basketball of his career.
- With a career scoring average of 5.0 points per game, Rosburg has scored in double digits on two different occasions since Jan. 13, including a career-high 17 points (7-of-12 FG, 3-of-3 FT) at Alabama (Feb. 6). Over the last seven games, Rosburg has averaged 7.9 points per game.

### PURYEAR STANDING TALL WITH FELLOW SEC FRESHMEN

- Mizzou freshman forward **Kevin Puryear** has averaged 10.7 points per game in the Tigers' first 10 conference contests - the second-highest mark on head coach **Kim Anderson's** squad.
- Puryear is one of seven freshmen in the conference to average double digit scoring in SEC action thus far.
- Puryear's 45.1-percent field goal shooting mark (37-of-82) ranks fifth in the conference among freshmen (min. 50 att.).



### VERY EVEN ALL-TIME AGAINST THE COMMODORES

- Mizzou and Vanderbilt only played each other five times prior to the Tigers joining the Southeastern Conference for the 2012-13 season. With nine total meetings between the two schools, Vanderbilt holds a slim 5-4 series advantage.
- However, both programs have done an excellent job of protecting home courts. Mizzou and Vanderbilt are both 4-0 in home games in the series. The Tigers look to break that trend on Wednesday, Feb. 10, in Nashville.
- Vanderbilt claimed the lone off-campus matchup in the series with a 69-54 victory at the Silversword Classic in Wailuku, Hawaii, on Nov. 29, 1986. The Silversword Classic eventually became known as the Maui Invitational.

### MORE ABOUT VANDERBILT

- Vanderbilt (13-10, 5-5) dropped its most recent SEC game at Ole Miss (Feb. 6) by a score of 85-78. After reeling off three-straight conference wins against Auburn (Jan. 12), Alabama (Jan. 16) and Tennessee (Jan. 20), the Commodores have alternated wins and losses over their last four games.
- Sophomore guard **Wade Baldwin IV** scored 19 points and dished out nine assists against the Rebels, continuing

## #ZOUSTATS

### FASTEST FRESHMEN TO 200 POINTS

Name (Year)	Gm.	Pts.	Final
Steve Stipanovich (1979-80)	13	203	445
Kareem Rush (1999-2000)	15	218	323
Nathan Buntin (1986-87)	15	212	402
Doug Smith (1987-88)	17	207	338
Derrick Chievous (1984-85)	17	203	418
<b>Kevin Puryear (2015-16)</b>	<b>18</b>	<b>207</b>	---
Kelly Thames (1993-94)	18	201	391
Stan Ray (1975-76)	21	208	283
Anthony Peeler (1988-89)	21	203	362
Keyon Dooling (1998-99)	22	203	243
Arthur Johnson (2000-01)	23	204	297
Keon Lawrence (2006-07)	24	214	291
Jimmy McKinney (2002-03)	25	211	274

## #ZOUSTATS

### FRESHMEN WITH 200 POINTS, 100 REBOUNDS

Name (Year)	Pts.	Reb.
<b>Kevin Puryear (2015-16)</b>	<b>261</b>	<b>102</b>
Johnathan Williams III (2013-14)	204	227
Jimmy McKinney (2002-03)	274	120
Arthur Johnson (2000-01)	297	257
Kelly Thames (1993-94)	391	228
Anthony Peeler (1988-89)	362	134
Doug Smith (1987-88)	338	197
Nathan Buntin (1986-87)	402	165
Derrick Chievous (1984-85)	418	170
Steve Stipanovich (1979-80)	445	199
Curtis Berry (1977-78)	203	140
Stan Ray (1975-76)	283	258

## MOVIE SCOUTING REPORT FOR VANDERBILT

### TURNER & HOOG (1989)

Sophomore guard **Wade Baldwin IV** has averaged a team-high 4.6 assists and 2.9 turnovers per game.

### CATCH ME IF YOU CAN (2002)

Sophomore guard **Matthew Fisher-Davis** has taken an average of 4.8 three-point field goal attempts per game this season.

### BIG (1988)

Junior center **Damian Jones** has averaged 2.0 offensive rebounds per game this season.

## #ZOUSTATS

### CAREER NUMBERS VS. VANDERBILT

	GP	FG-A	3PT-A	FT-A	REB	A	TO	BK	ST	TP
<b>Clark</b>	2	5-8	3-6	3-6	8	4	0	0	1	16
<b>Rosburg</b>	4	4-9	0-0	2-3	9	1	3	3	0	10
<b>Wright</b>	1	3-9	0-3	0-0	2	0	1	0	2	6
<b>Gant</b>	1	2-6	0-1	2-2	3	0	0	1	0	6
<b>Allen</b>	1	1-3	0-0	0-0	4	1	0	0	2	2
<b>Isabell</b>	1	0-4	0-0	2-2	1	0	1	0	0	2

# 13

► Mizzou has the 13th-youngest roster in all of Division I basketball this season, according to Ken Pomeroy ([kenpom.com](http://kenpom.com)). Head coach Kim Anderson's team ranks 339 out of 351 teams in terms of experience.

# 5

► Mizzou has five scholarship newcomers, including four talented freshmen and an experienced JUCO transfer. In total, the squad features eight freshmen/sophomores out of its 12 allocated scholarships.

# 84

► Mizzou outscored its final two nonconference opponents, Arkansas-Pine Bluff and Savannah State, by a combined 84 points.

NCAA APPEARANCES: '44, '76, '78, '80, '81, '82, '83, '86, '87, '88, '89, '90, '92, '93, '95, '99, '00, '01, '02, '03, '09, '10, '11, '12, '13



## NOTEWORTHY NOTES (CONT.)

to fuel his team-high scoring average (14.6).

- ▶ Junior forward **Luke Kornet** leads Vanderbilt with his 7.3 rebounds per game and also ranks eighth in the nation in blocks per game (2.9).

## CLARK VERY CHARITABLE

- ▶ Junior guard **Wes Clark** was impressive at the free throw line vs. Ole Miss (Feb. 3), sinking a perfect 10-of-10 from the charity stripe en route to 20 points.
- ▶ Clark's performance was especially significant, as he was the first Tiger to shoot perfectly from the free throw line with a minimum of 10 attempts since the 2013-14 season. Jordan Clarkson hit 11-of-11 vs. Vanderbilt on Feb. 19, 2014, while Jabari Brown made 10-of-10 vs. UCLA on Dec. 7, 2013.

## WRIGHT WENT TO BOARDING SCHOOL

- ▶ No Tiger has improved on the glass like sophomore guard **Namon Wright**, who narrowly missed his first career double-double with 16 points and nine rebounds against Mississippi State (Jan. 30). The nine boards were a career-high.
- ▶ Wright followed up his nine-board game against the Bulldogs with eight rebounds vs. Ole Miss (Feb. 3). He has snagged five or more rebounds in four of the last six games.
- ▶ Wright, averaging 4.7 rebounds per game this season, has more than doubled his rebounds-per-game average from his freshman campaign (2.3). The Tiger has 109 rebounds through 23 games after securing 69 in 30 games last season.

## STEAL OUR HEARTS, TERRENCE

- ▶ There is a lot to love about freshman guard **Terrence Phillips**' aggressive style of play, especially on the defensive end. His 35 steals over Mizzou's 23 games leads the squad.
- ▶ Phillips put forth a defensive gem vs. Ole Miss (Feb. 3), recording a season-high five steals.
- ▶ Phillips' 1.9 steals per game in Southeastern Conference action ranks first in the league among freshman and tied for second overall. In overall games, Phillips' 1.5 steals-per-game average ranks sixth in the conference.

## FRESHMEN FOCUS AT THE FREE THROW LINE

- ▶ Three Mizzou freshmen currently hold strong marks at the free throw line in conference action. Forward **Kevin Puryear**, guard **K.J. Walton** and guard **Terrence Phillips** are shooting 85.7 percent (30-of-35), 85.7 percent (12-of-14) and 80.0 percent (20-of-25), respectively.
- ▶ Mizzou is the only school in the conference with three freshmen shooting 80.0 percent or better from the free throw line in conference action.

## DIGGING IN AT THE LINE

- ▶ Mizzou has seen improvement at the free throw line this season, shooting 71.5 percent (364-of-509) thus far in the 2015-16 campaign. Four Tigers are currently shooting better than 75.0-percent from the line, led by the strong charity stripe presence of freshman forward **Kevin Puryear** (81.6 percent, 71-of-87).
- ▶ All four of Mizzou's top four overall scorers are the squad's top four marksmen at the free throw line. Junior guard **Wes Clark** is shooting 82.3 percent (51-of-62), sophomore guard **Namon Wright** is shooting 77.5 percent (69-of-89) and freshman guard **Terrence Phillips** 77.1 percent (37-of-48).
- ▶ Last season, Mizzou finished with a 66.0-percent FT mark, with only two Tigers shooting above the 75.0-percent mark.

## WELCOME HOME, JORDAN BARNETT

- ▶ Head coach **Kim Anderson** announced on Jan. 19, that former Texas forward **Jordan Barnett**, a St. Louis, Mo., native and former standout at Christian Brothers College High School, had transferred to the University of Missouri and joined the program.
- ▶ In his last game inside Mizzou Arena, Barnett scored 43 points, grabbed 20 rebounds and blocked three shots to lead CBC to an 86-77 overtime win over Hickman to claim the 2014 Missouri Class 5 State Championship. He averaged 20.8 points and 8.2 rebounds per game as a senior.
- ▶ Barnett (6-7, 215 pounds) will sit out as part of his transfer requirements for a year-long period and be eligible to play in the second half of the 2016-17 season as a junior.
- ▶ Barnett was widely considered one of the country's Top 100 players coming out of high school, as he was ranked 70th overall by *Rivals.com* and 86th by *ESPN.com*. He was named the *St. Louis Post-Dispatch*'s All-Metro Player of the Year at the conclusion of his final prep campaign.

## CLARK CAREER GAME

- ▶ Junior guard **Wes Clark** had himself a day at No. 19 South Carolina (Jan. 16), recording his third 20-point game in a seven-game span with his career-high 26 points. Clark has reached 20 points or more four times during the 2015-16 season.
- ▶ Prior to the hot seven-game stretch for Clark (Dec. 23-Jan. 16), the Tiger guard was averaging 7.7 points per game.
- ▶ Clark reset his previously established personal scoring mark with 22 points vs. Savannah State (Jan. 2).
- ▶ Clark has led Mizzou in scoring six times this season, surpassing his five games doing so over last season.

## #RALLYFORRHYAN

Rhyan Loos, the 5-year-old daughter of assistant Mizzou coach Brad Loos and his wife, Jen, has been diagnosed with neuroblastoma, a type of pediatric cancer. The Mizzou Men's Basketball program will be supporting Rhyan and the Loos Family throughout the season.

To find out more about Rhyan and how you can offer support, visit [www.mutigers.com/RallyForRhyan](http://www.mutigers.com/RallyForRhyan).



## #ZOUSTATS

### SHOOTING 50 PERCENT OR BETTER IN A HALF UNDER KIM ANDERSON

Team (Date)	FG-A	Pct.	Half
Valparaiso (11-16-14)	14-26	52.8	2nd
Oral Roberts (11-19-14)	12-19	63.2	2nd
SEMO (12-2-14)	10-20	50.0	1st
SEMO (12-2-14)	12-24	50.0	2nd
Elon (12-11-14)	13-22	59.1	1st
Lipscomb (1-3-15)	12-24	50.0	1st
at Texas A&M (1-21-15)	12-23	52.2	1st
Mississippi State (2-14-15)	14-28	50.0	2nd
at Arkansas (2-18-15)	15-27	55.6	2nd
Florida (2-24-15)	9-18	50.0	2nd
Wofford (11-13-15)	17-31	54.8	1st
Wofford (11-15-15)	11-19	57.9	2nd
Arkansas State (12-1-15)	18-34	52.9	1st
Northern Illinois (12-4-15)	18-28	64.3	2nd
Omaha (12-9-15)	14-28	50.0	1st
Savannah State (1-2-16)	17-24	70.8	1st
at South Carolina (1-16-16)	14-28	50.0	1st
Ole Miss (2-3-16)	13-26	50.0	2nd

## NOTEWORTHY NOTES (CONT.)

### PEARL COMES AWAY IMPRESSED WITH MIZZOU

► Mizzou came out swinging against Auburn in its Southeastern Conference home opener (Jan. 9), taking a 15-point halftime lead that was the Tigers' largest lead at the break in a league game since the 2013-14 season (38-22 vs. South Carolina, Jan. 25, 2014). Auburn head coach Bruce Pearl had the following to say postgame:



### BRUCE PEARL

Auburn Head Coach on Saturday, Jan. 9

#### On Mizzou's performance...

"I thought Missouri played well, they're a talented team. They have a lot of good young talent, 10 guys who played double digit minutes and five guys in double digit scoring. They have great balance, we got beat 40-5 off the bench. They play better at home because they're a young team and they'll beat people in here."

### FRESHMEN CAN FIND THE LINE

- Both **K.J. Walton** and **Kevin Puryear** have posted 9-of-10 games from the free throw line this season, both marks that tie for game highs for Mizzou this season.
- Puryear hit on 9-of-10 from the charity stripe in recent action at Georgia (Jan. 6), while Walton accomplished the feat vs. Maryland-Eastern Shore (Nov. 15).

### FINISHED NONCONFERENCE IN STYLE

- Mizzou finished its nonconference schedule the way it should with big victories over visitors to Mizzou Arena, first with the 53-point win (78-25) over Arkansas-Pine Bluff (Dec. 29). That win was the Tigers largest margin of victory over an opponent since defeating Central Arkansas by the same amount in a 116-63 win in 2010.
- The 25 points allowed by the Tigers in that victory were the fewest ever allowed by a Mizzou team inside Mizzou Arena and the fewest by a Mizzou team since Jan. 3, 1947, against Iowa State when Mizzou won, 36-25.
- Mizzou also held UAPB to an all-time opponent low 15.4-percent field goal shooting mark. The previous was 18.3-percent by UAPB in 1998.
- The Tigers defeated Savannah State, 81-50, for a 31-point victory on Jan. 2, bringing Mizzou's two-game stretch to a whopping 84-point differential. That 84-point differential was Mizzou's largest since outscoring its opponents by 99 points in games vs. Texas Pan-American (100-44, Nov. 22, 2009) and Chattanooga (99-56, Nov. 24, 2009).

### PSYCHO REBOUNDING

- Mizzou has worked to establish itself on the boards as a noticeably shorter squad. In fact, the Tigers rank 267th in all of Division I basketball in average height with a roster average of 76.2 inches, or 6 feet, 3.5 inches (according to Ken Pomeroy).
- The Tigers recorded the second +10 rebounding margin game of the Kim Anderson Era against Illinois (Dec. 23), 43-32 (+11).
- Mizzou followed that up with its first 50-rebound game in more than two seasons. The Tigers racked up 56 rebounds against Arkansas-Pine Bluff (Dec. 29). The last time Mizzou grabbed 50 or more rebounds was on Feb. 9, 2013, with 50 vs. Ole Miss.

### ALWAYS BETTER TO GIVE

- Mizzou recorded 19 assists (on 27 field goals) as a team in the 78-25 win vs. Arkansas-Pine Bluff (Dec. 29), the highest total of assists in the Kim Anderson era.
- Anderson's squad reached 18 assists (on 28 field goals) earlier in the season vs. Northern Illinois (Dec. 4).
- The Tigers had previously posted 18 assists or more with 19 against Mississippi State on March 1, 2014.

### THREE 2016 SIGNEES SECURED FOR ANDERSON'S SQUAD

- A 6-6 small forward, **Willie Jackson** (Cleveland, Ohio) has been electric for Garfield Heights High School, averaging 18.0 points, 14.0 rebounds and 5.0 assists per game and helping head coach Sonny Johnson's group to a 24-4 record as a junior in 2014-15.
- Standing 6-9, **Reed Nikko** (Maple Grove, Minn.) powered Maple Grove High School to a 23-4 record last season while averaging 9.6 points, 6.5 rebounds and 2.4 blocks per game for head coach Nick Schroeder.
- A 6-9 forward, **Mitchell Smith** (Van Buren, Ark.) scored in bunches for Van Buren head coach Randy Loyd, averaging 18.1 points and 7.6 rebounds per game as a junior.

### OFFSEASON FOCUSED ON BUILDING TEAM CHEMISTRY

- Head coach **Kim Anderson** knew the 2015 offseason was an important one in regards to fostering a stronger bond amongst his squad. Team activities that the Tigers participated in during the spring and summer included: hospital visits, bowling, flag football, Saturday tailgates before Mizzou Football games and team picnics.
- Anderson also commissioned Missouri National Guard's Camp Clark to teach leadership and communication skills to the Tigers in late September.
- Mizzou spent the weekend (Sept. 26-27) at Camp Clark (near Nevada, Mo.) learning from Captain Travis Miller's specialized crew of instructors, all active National Guardsmen.
- Activities included obstacle course and communication challenges, proper tactical and weapon operation, Humvee rollover training and paintball.

### OUTSTANDING SUMMER IN THE CLASSROOM

- Head coach **Kim Anderson's** 2015-16 squad posted one of the program's highest summer session grade point averages in recent history.
- This season's Tigers group was the first to record a summer session GPA above the 3.0 mark in more than five years.

## PROGRAM MOVING FORWARD

### MISSOURI ANNOUNCES DETAILS OF NCAA REVIEW

- It was announced on Jan. 13, that for the past nineteen months, the University of Missouri had worked collaboratively with the NCAA enforcement staff to review potential violations in its men's basketball program. In December 2013, the NCAA enforcement staff received information regarding potential violations involving a then men's basketball student-athlete. A verbal notice of inquiry was provided to the institution on April 14, 2014.
- Mizzou is in agreement with the NCAA that five violations did occur and will work with the NCAA to bring closure to the issue through the NCAA Summary Disposition process.
- The violations originated under the tenure of the previous men's basketball staff and there is no evidence that any current staff members were aware of the violations.** Though self-imposing a postseason ban for this season is difficult for Missouri's student-athletes, the program's coaches and supporters, it is an appropriate measure in holding the institution accountable and is consistent with the NCAA penalty structure for these levels of violations.
- Because the NCAA enforcement process is ongoing, the university cannot provide additional details at this time regarding the violations or the sanctions.



### HANK FOLEY

Statement from the University of Missouri's Chancellor on Wednesday, Jan. 13

"The University of Missouri has high expectations for every member of our community, including our faculty, staff and students, and those same expectations are applied to those who support our endeavors. It is clear from our collaborative investigation with the NCAA that a former member of our athletics staff and members of our donor community violated NCAA bylaws and we take those actions seriously. We have an obligation to adhere to all NCAA and SEC rules as a member institution and we will continue to improve our education and oversight to ensure that we compete with integrity."



### MACK RHOADES

Statement from Missouri's Director of Athletics on Wednesday, Jan. 13

"We have already taken many proactive steps to address concerns, including appropriate self-imposed sanctions. We will win at Missouri and do so with integrity and class. I am satisfied the University fully cooperated with the NCAA and will continue to do so. We must do better and we will. Our working relationship with the current men's basketball staff is strong and I am confident in their commitment to upholding our standards and values for Missouri Athletics."



### KIM ANDERSON

Statement from Missouri's Head Coach on Wednesday, Jan. 13

"We are obviously very disappointed that the actions of a few individuals have put our program in this situation. However, I am appreciative to Mack Rhoades and our staff for their guidance and support throughout this process. I hurt for our kids more than anything and for our only senior Ryan Rosburg in particular, but I am confident we will overcome this and be stronger as a team and as a staff because of it. We are committed to representing this great university and state with honor and integrity and that's what we are going to do."



### RYAN ROSBURG

Remarks from Missouri's senior forward on Wednesday, Jan. 13

"We still have 15 games left. A lot of chances to win and improve. I'm not naive. I want to help these other guys for the next years, too. I'm going to do everything I can as a leader and as a senior."



### KEVIN PURYEAR

Remarks from Missouri's freshman forward on Wednesday, Jan. 13

"I was pretty disappointed with the news today. But as basketball team, we're going to stay together and move on. We still have a lot of season left, so we're going to continue playing and never give up."



### TERRENCE PHILLIPS

Remarks from Missouri's freshman guard on Wednesday, Jan. 13

"At the end of the day, we're going to remain a family. We're going to stay a family. We're going to get through this process. And we're just going to grow and get better, every practice and every game as we continue this season."

## LEARN MORE

The full version of the University of Missouri's press release announcing details of the NCAA review can be found online at MUTigers.com.

In the full release, general information can be found on the types of violations that occurred and a listing of Missouri's self-imposed penalties.

Go straight to the release with this QR code:



# LAST GAME

Mizzou vs Alabama

2/6/16 2 p.m. at Tuscaloosa, Ala. (Coleman Coliseum)

VISITORS: Mizou 8-15, 1-9

##	Player		tot-fg		3-pt		ft		rebounds				a	to	blks	min	
			fg	fga	fg	fga	ft	fta	of	de	tot	pf					tp
24	PURYEAR, Kevin	f	9	17	2	3	2	2	2	4	6	2	22	0	1	0	30
44	ROSBURG, Ryan	f	7	12	0	0	3	3	5	2	7	4	17	0	1	0	23
01	PHILLIPS, Terrence	g	1	5	0	2	0	0	0	2	2	5	2	3	0	0	32
12	WRIGHT, Namon	g	1	7	0	5	6	6	0	3	3	1	8	0	2	0	27
15	CLARK, Wes	g	2	7	0	1	4	5	0	3	3	2	8	3	3	0	32
04	ISABELL, Tramaine		3	4	0	0	4	6	0	1	1	3	10	1	2	0	14
10	WALTON, K.J.		0	0	0	0	0	0	1	0	1	1	0	1	0	0	6
32	WOLF, Adam		0	1	0	1	0	0	0	3	3	3	0	0	0	0	12
33	VANLEER, Cullen		1	4	1	4	1	2	0	0	0	2	4	0	0	0	24
TEAM									2	2	4						
Totals.....			24	57	3	16	20	24	10	20	30	23	71	8	9	0	5 200

TOTAL FG% 1st Half: 9-24 37.5% 2nd Half: 15-33 45.5% Game: 42.1% DEADBALL  
 3-Pt. FG% 1st Half: 2-10 20.0% 2nd Half: 1-6 16.7% Game: 18.8% REBOUNDS  
 F Throw % 1st Half: 8-9 88.9% 2nd Half: 12-15 80.0% Game: 83.3% 3

HOME TEAM: Alabama 13-9, 4-6

##	Player		tot-fg		3-pt		ft		rebounds				a	to	blks	min		
			fg	fga	fg	fga	ft	fta	of	de	tot	pf					tp	
01	Norris, Riley	f	5	11	3	8	5	6	1	4	5	3	18	1	0	0	1	33
03	Kessens, Michael	f	3	4	0	0	2	3	3	2	5	2	8	2	2	0	0	23
10	Taylor, Jimmie	f	4	5	0	0	3	6	3	2	5	2	11	0	0	4	2	21
04	Edwards, Arthur	g	3	9	3	8	2	5	1	3	4	3	11	1	4	1	0	26
32	Obasohan, Retin	g	6	8	2	3	2	3	1	6	7	3	16	4	3	0	0	25
02	Schaffer, Lawson		0	3	0	3	2	2	0	0	0	0	2	0	0	0	0	6
05	Coleman, Justin		4	9	1	4	5	6	0	3	3	3	14	5	3	0	1	30
23	Austin, Brandon		0	4	0	2	0	0	2	0	2	1	0	0	0	0	0	15
24	Clark, Christian		0	0	0	0	0	0	0	0	0	0	0	0	0	0	0	1
35	Hall, Donta		0	0	0	0	0	2	3	3	6	1	0	1	0	4	0	20
TEAM									1	1				1				
Totals.....			25	53	9	28	21	33	14	24	38	18	80	14	13	9	4	200

TOTAL FG% 1st Half: 13-29 44.8% 2nd Half: 12-24 50.0% Game: 47.2% DEADBALL  
 3-Pt. FG% 1st Half: 5-17 29.4% 2nd Half: 4-11 36.4% Game: 32.1% REBOUNDS  
 F Throw % 1st Half: 9-14 64.3% 2nd Half: 12-19 63.2% Game: 63.6% 6

Officials: Brian Shey, Bart Lenox, Jacyn Goble

Technical fouls: Mizou-None. Alabama-None.

Attendance: 15383

Score by Periods 1st 2nd Total

Mizzou 28 43 71  
 Alabama 40 40 80

## @MIZZOUHOOPS DROPS HEARTBREAKER IN FINAL MINUTETO OLE MISS, 76-73



**COLUMBIA, Mo.** - Mizou Men's Basketball (8-13, 1-8) dropped a hard-fought game to Ole Miss (14-8, 4-5), falling by a score of 76-73 Thursday night at Mizou Arena. The Tigers led by four points with 1:05 left in the game after a jumper by junior guard **Wes Clark** (Detroit, Mich.), who finished with 20 points for his fourth game this season with 20 points or more.

Clark was a perfect 10-of-10 from the free throw line, the first time this season a Tiger has sank 10 attempts from the charity stripe. He shot 4-of-7 from the field (2-of-3 3PT), while also recording four rebounds, five assists and two steals.

Joining Clark in double figures were freshman guard **Terrence Phillips** (Orange County, Calif.) and sophomore guard **Namon Wright** (Los Angeles, Calif.), who had 14 and 12 points, respectively. Wright led the Tigers in rebounding for the second-straight game with eight boards, while Phillips recorded a season-high five steals. Freshman guard **Cullen VanLeer** (Pacific, Mo.) also chipped in 10 points off the bench, shooting 2-of-6 from three-point territory.

As the end of the first half approached, the Rebels had stretched their lead to 32-23 with an 11-3 run. The Tigers were not phased as they closed the half on a 7-3 run of their own, bringing the score to 35-30 going into the break.

In second half action, Phillips keyed a 9-0 run by grabbing two steals, hitting a three, and then finding a cutting Clark for a lay-in all within a matter of minutes to close the Ole Miss lead to one. The lid came off of Mizou Arena when Wright hit a late-shot clock triple to give Mizou its first lead of the second half at 13:52.

The Rebels and Tigers continued to trade buckets until Mizou captured a late lead of four points, which was fueled by seven straight from Clark, followed by clutch three balls from both Phillips and Wright.

Clark had two decent looks to take the lead back from Ole Miss inside the final minute, and both shots were in and out of the bucket. The Rebels kept the win out of reach with clutch free throws.

The Tigers shot well from deep, hitting a season-high 47.6 percent of their three-point attempts, including hitting on 7-of-9 from downtown in the second half.





# TERRENCE PHILLIPS

FR | G | 5-11 | 175

Orange County, Calif.

Oak Hill Academy (Va.)

## LAST GAME (AT ALABAMA 2-6-16)

FG	FGA	3FG	FGA	FT	FTA	REB	AST	PTS
1	5	0	2	0	0	2	3	2

## PHILLIPS 2015-16 GAME-BY-GAME

Opponent	Date	GS	Min	FG	FGA	Pct	3FG	FGA	Pct	FT	FTA	Pct	Off	Def	Tot	Avg	PF	FO	A	TO	Blk	Stl	Pts	Avg
WOFFORD	11-13-15	*	29	2-5	.400	0-1	.000	3-4	.750	0	3	.750	0	3	3	3.0	3	0	3	2	0	0	7	7.0
UMES	11-15-15	*	27	5-7	.714	3-4	.750	0-0	.000	1	2	.500	1	2	3	3.0	3	0	2	1	0	1	13	10.0
at Xavier	11-17-15	*	12	1-2	.500	1-2	.500	0-0	.000	0	1	.000	0	1	1	2.3	4	0	0	2	0	0	3	7.7
vs Kansas State	11-23-15	*	24	3-8	.375	0-2	.000	0-0	.000	0	6	.000	0	6	6	3.3	2	0	2	5	0	1	6	7.3
vs Northwestern	11-24-15	*	31	6-11	.545	3-6	.500	1-1	1.000	0	6	.000	0	6	6	3.8	5	1	4	4	1	4	16	9.0
ARKANSAS ST.	12-1-15	*	23	2-4	.500	0-2	.000	4-4	1.000	0	4	.000	0	4	4	3.8	4	0	7	0	0	1	8	8.8
NORTHERN ILL.	12-4-15	*	35	5-7	.714	1-3	.333	2-3	.667	0	1	.000	1	1	3.4	4	0	6	5	0	2	13	9.4	
OMAHA	12-9-15	*	26	5-10	.500	3-5	.600	1-2	.500	0	2	.000	0	2	2	3.3	5	1	1	4	0	2	14	10.0
at Arizona	12-13-15	*	31	2-9	.222	0-3	.000	3-4	.750	1	1	.000	1	1	2	3.1	2	0	3	1	0	2	7	9.7
NC STATE	12-19-15	*	21	2-6	.333	1-3	.333	2-2	1.000	0	1	.000	1	1	2.9	3	0	1	1	0	1	7	9.4	
vs Illinois	12-23-15	*	29	2-7	.286	1-3	.333	0-2	.000	1	4	.250	1	4	5	3.1	2	0	2	3	0	1	5	9.0
ARKANSAS-PB	12-29-15	*	18	0-1	.000	0-0	.000	0-0	.000	1	3	.333	1	3	4	3.2	1	0	5	2	1	1	0	8.3
SAVANNAH ST	1-2-16	*	21	3-4	.750	0-0	.000	1-1	1.000	0	4	.000	0	4	4	3.2	3	0	6	0	0	0	7	8.2
at Georgia	1-6-16	*	23	0-3	.000	0-3	.000	2-2	1.000	0	2	.000	0	2	2	3.1	4	0	5	1	0	1	2	7.7
AUBURN	1-9-16	*	20	1-5	.200	0-1	.000	0-0	.000	1	3	.333	1	3	4	3.2	2	0	4	1	0	1	2	7.3
ARKANSAS	1-12-16	*	28	5-14	.357	1-4	.250	5-6	.833	2	3	.667	2	3	5	3.3	4	0	0	4	0	1	16	7.9
at S. Carolina	1-16-16	*	17	1-2	.500	1-2	.500	0-0	.000	0	2	.000	0	2	2	3.2	4	0	1	2	0	3	3	7.6
GEORGIA	1-20-16	*	28	3-9	.333	3-5	.600	3-4	.750	3	3	.667	3	3	6	3.4	2	0	2	4	0	1	12	7.8
at Texas A&M	1-23-16	*	33	3-10	.300	1-4	.250	2-3	.667	0	5	.000	0	5	5	3.5	5	1	2	4	0	0	9	7.9
at Kentucky	1-27-16	*	31	3-6	.500	0-0	.000	2-2	1.000	1	5	.200	1	5	6	3.6	4	0	3	4	0	2	8	7.9
MISSISSIPPI ST	1-30-16	*	37	3-12	.250	1-8	.125	3-4	.750	0	5	.000	0	5	5	3.7	4	0	4	2	0	4	10	8.0
OLE MISS	2-3-16	*	24	4-7	.571	3-3	1.000	3-4	.750	0	2	.000	0	2	2	3.6	4	0	4	1	0	5	14	8.3
at Alabama	2-6-16	*	32	1-5	.200	0-2	.000	0-0	.000	0	2	.000	0	2	2	3.5	5	1	3	0	0	1	2	8.0
at Vanderbilt	2-10-16																							
TENNESSEE	2-13-16																							
S. CAROLINA	2-16-16																							
at Arkansas	2-20-16																							
at Ole Miss	2-23-16																							
TEXAS A&M	2-27-16																							
at LSU	3-1-16																							
FLORIDA	3-5-16																							

### 2015-16 (FRESHMAN):

- Set season-high with 5 steals vs. Ole Miss (Feb. 3), scoring in double digits for the second-straight game with 14 points (3-of-3 3PT).
- 6 rebounds at No. 20 Kentucky (Jan. 27) to match season-best.
- Matched season-high with 16 points (5-of-14 FG, 1-of-4 3PT, 5-of-6 FT) vs. Arkansas (Jan. 12).
- 6 assists against 0 turnovers in the 81-50 win vs. Savannah State (Jan. 2), scoring 7 points (3-of-4 FG, 1-of-1 FT).
- 2nd-straight game in double digits with 14 (5-of-10 FG, 3-of-5 3PT, 1-of-2 FT) vs. Omaha (Dec. 9), hitting three 3-pointers for the third time.
- Season-high seven assists in the win vs. Arkansas State (Dec. 1).
- Nearly willed Mizzou to a comeback vs. Northwestern (Nov. 23), scoring 13 of his 16 points (6-of-11 FG) after the break of the 67-62 result.
- Rained in 3-of-4 from three-point land en route to 13 points vs. UMES (Nov. 14), playing 27 minutes in his second career start.
- Earned the start in his collegiate debut vs. Wofford (Nov. 13), recording 7 points, 3 assists and 3 rebounds in 29 minutes.

### OAK HILL ACADEMY:

- Led national powerhouse Oak Hill Academy (Mouth of Wilson, Va.) to an 88-4 record as the team's starting point guard his last two seasons.
- Averaged 8.7 assists, 7.7 points and 4.2 steals per game while leading Oak Hill to a 47-1 season as a senior, with the squad also spending 10 weeks as the nation's No. 1-ranked boys basketball team.
- Broke Oak Hill's career assists record that was previously held by former North Carolina standout Jeff McInnis.

### PERSONAL:

- Son of Alice Knox and Ted Phillips, and born on Jan. 12, 1996, in Los Angeles, California.
- Athlete he most looks up to and models his game after is Chris Paul.
- Favorite TV show is 'Friends'.
- Considered Mizzou the most in the recruiting process due to the Tigers coaching staff's ongoing presence.
- Names NBA star Kobe Bryant as most influential person he has met.

## PHILLIPS CAREER STATS

SEASON	G-GS	MIN	MPG	FG-A	FG%	3FG-A	3FG%	FT-A	FT%	REB / AVG.	AST / TO	BS / S	TP	AVG.
2015-16	23-23	600	26.1	62-154	.403	23-66	.348	37-48	.771	81 / 3.5	70 / 53	2 / 35	184	8.0
<b>TOTAL</b>	<b>23-23</b>	<b>600</b>	<b>26.1</b>	<b>62-154</b>	<b>.403</b>	<b>23-66</b>	<b>.348</b>	<b>37-48</b>	<b>.771</b>	<b>81 / 3.5</b>	<b>70 / 53</b>	<b>2 / 35</b>	<b>184</b>	<b>8.0</b>

## #1 AT A GLANCE

### 2015-16 Career

Scored 5+ points	17	-
Scored 10+ points	8	-
Scored 15+ points	2	-
Hit 2+ 3-pointers	4	-
Recorded 3+ rebounds	14	-
Recorded 5+ rebounds	8	-
Dished 3+ assists	13	-
Dished 5+ assists	5	-
Recorded 3+ steals	4	-
Played 20+ minutes	20	-
Played 30+ minutes	7	-

## #1 GAME HIGHS

### 2015-16 Career

16, Twice	-
<b>PTS</b>	-
6, vs. Northwestern	-
11-24-15	<b>FGM</b>
14, Arkansas	-
1-12-16	<b>FGA</b>
3, 5 times	-
<b>3PTM</b>	-
8, Mississippi St.	-
1-30-16	<b>3PTA</b>
5, Arkansas	-
1-12-16	<b>FTM</b>
6, Arkansas	-
1-12-16	<b>FTA</b>
6, 4 times	-
<b>REB</b>	-
7, Arkansas State	-
12-1-15	<b>ASST</b>
1, Twice	-
<b>BLKS</b>	-
5, Ole Miss	-
2-3-16	<b>STLS</b>
37, Mississippi St.	-
1-30-16	<b>MIN</b>





## TRAMAINÉ ISABELL

SO // G // 6-0 // 178

Seattle, Wash.

Garfield High School

### LAST GAME (AT ALABAMA 2-6-16)

FG	FGA	3FG	FGA	FT	FTA	AST	PTS
3	4	0	0	4	6	1	10

## ISABELL 2015-16 GAME-BY-GAME

Opponent	Date	GS	Min	FG	FGA	Pct	3FG	FGA	Pct	FT	FTA	Pct	Off	Def	Tot	Avg	PF	FO	A	TO	Blk	Stl	Pts	Avg
WOFFORD	11-13-15	10	2-2	1.000	0-0	.000	0-0	.000	0-0	.000	0-0	.000	0	3	3	3.0	1	0	2	3	0	1	4	4.0
UMES	11-15-15	12	2-5	.400	0-1	.000	0-0	.000	2-2	1.000	0-0	.000	2	2	4	3.5	0	0	1	0	0	0	4	4.0
at Xavier	11-17-15	13	3-6	.500	1-1	1.000	4-4	1.000	0-0	1.000	0-0	.000	1	1	2	2.7	2	0	1	5	0	1	11	6.3
vs Kansas State	11-23-15	12	2-3	.667	0-0	.000	0-0	.000	0-0	.000	0-0	.000	0	1	1	2.3	0	0	0	0	0	1	4	5.8
vs Northwestern	11-24-15	8	1-4	.250	0-1	.000	0-0	.000	0-0	.000	0-0	.000	0	1	1	2.0	1	0	0	0	0	0	2	5.0
ARKANSAS ST.	12-1-15	16	4-6	.667	2-2	1.000	1-1	1.000	0-0	1.000	0-0	.000	0	0	0	1.7	1	0	2	0	0	1	11	6.0
NORTHERN ILL.	12-4-15	16	1-5	.200	1-1	1.000	0-1	.000	1-1	1.000	0-0	.000	1	1	2	1.7	0	0	1	0	0	1	3	5.6
OMAHA	12-9-15	9	0-0	.000	0-0	.000	2-4	.500	0-0	.000	0-0	.000	0	2	2	1.8	1	0	1	3	0	1	2	5.1
at Arizona	12-13-15	17	0-4	.000	0-2	.000	0-0	.000	1-1	1.000	0-0	.000	1	1	2	1.8	2	0	1	3	0	1	0	4.6
NC STATE	12-19-15	24	4-7	.571	1-2	.500	1-2	.500	1-2	.500	1-2	.500	1	2	3	1.9	2	0	2	2	0	2	10	5.1
vs Illinois	12-23-15	11	0-3	.000	0-1	.000	0-0	.000	0-0	.000	0-0	.000	0	1	1	1.8	1	0	0	0	0	0	0	4.6
ARKANSAS-PB	12-29-15	18	2-7	.286	1-2	.500	0-0	.000	0-0	.000	0-0	.000	0	1	1	1.8	1	0	3	3	0	1	5	4.7
SAVANNAH ST	1-2-16	16	1-6	.167	1-3	.333	2-2	1.000	0-0	1.000	0-0	.000	2	2	4	1.8	0	0	1	2	0	1	5	4.7
at Georgia	1-6-16	16	1-4	.250	0-0	.000	0-0	.000	0-0	.000	0-0	.000	0	2	2	1.8	0	0	1	0	0	0	2	4.5
AUBURN	1-9-16	23	3-8	.375	2-5	.400	4-6	.667	0-0	.000	0-0	.000	0	4	4	1.9	0	0	1	0	0	1	12	5.0
ARKANSAS	1-12-16	22	1-4	.250	0-2	.000	7-8	.875	0-0	.000	0-0	.000	0	2	2	1.9	0	0	2	0	0	0	9	5.3
at S. Carolina	1-16-16	22	3-8	.375	0-3	.000	2-2	1.000	0-0	1.000	0-0	.000	0	0	0	1.8	1	0	2	4	1	2	8	5.4
GEORGIA	1-20-16	24	3-10	.300	0-3	.000	3-6	.500	0-0	.000	0-0	.000	0	3	3	1.9	2	0	2	0	0	2	9	5.6
at Texas A&M	1-23-16	DNP - CD																						
at Kentucky	1-27-16	DNP - CD																						
MISSISSIPPI ST	1-30-16	DNP - Susp.																						
OLE MISS	2-3-16	3	0-1	.000	0-1	.000	0-0	.000	0-0	.000	0-0	.000	0	0	0	1.8	0	0	0	0	0	0	0	5.3
at Alabama	2-6-16	14	3-4	.750	0-0	.000	4-6	.667	0-0	.000	0-0	.000	0	1	1	1.8	3	0	1	2	0	1	10	5.6
at Vanderbilt	2-10-16																							
TENNESSEE	2-13-16																							
S. CAROLINA	2-16-16																							
at Arkansas	2-20-16																							
at Ole Miss	2-23-16																							
TEXAS A&M	2-27-16																							
at LSU	3-1-16																							
FLORIDA	3-5-16																							

### 2015-16 (SOPHOMORE):

- Fifth game with 10+ points with 10 at Alabama (Feb. 6).
- Matched season-high in minutes with 24 vs. Georgia (Jan. 20).
- First block of his career at No. 19 South Carolina (Jan. 16) and matched his career best with 2 steals with 8 points (3-of-8 FG, 2-of-2 FT).
- Career highs in FT (7) and FTA (8) vs. Arkansas (Jan. 12).
- Breakout game vs. Auburn (Jan. 9), scoring 12 points (3-of-8 FG, 2-of-5 3PT, 4-of-6 FT) in 23 minutes off the bench and matching his career bests in rebounds (4) and free throw attempts (6).
- Season-high three assists in win vs. Arkansas-Pine Bluff (Dec. 29).
- 11 points (4-of-6 FG, 2-of-2 3PT, 1-of-1 FT) vs. Ark. State (Dec. 1).

### 2014-15 (FRESHMAN):

- Season-best 14 points (4-of-8 FG, 1-of-3 3PT, 5-of-6 FT) vs. Lipscomb (Jan. 3), with season-high marks in FT makes and attempts.
- Made ESPN SportsCenter's Top 10 with his buzzer-beating, game-tying three-pointer vs. Oklahoma State (Dec. 30), dropping the bucket with 0.2 seconds left in regulation.

### HIGH SCHOOL:

- Was named first team all-state as a senior after leading Garfield High School to a 25-1 overall record and the Class 4A state championship.
- Averaged 23.6 points and 3.5 assists as a senior for Garfield, which also produced NBA players Tony Wroten and Brandon Roy.
- Poured in 34 points in the state title win over Richland and was named the state tournament's Most Valuable Player.
- Began his high school career at Lakeside High School, the same high school as Microsoft co-founders Bill Gates and Paul Allen, and led the Lions to the 2013 state championship game.

### PERSONAL:

- Full name is Tramaine Andre' Isabell.
- Son of Aiyana Brown and Tramaine Isabell Sr.
- Has a younger sister, Queen, and younger brother, Se'jhe.
- Born June 27, 1995.
- Considers his grandfather, Rich Padden, an important mentor.
- Outside of pursuing basketball, would like to find success in the fields of real estate or private investment.

## ISABELL CAREER STATS

CAREER	G-GS	MIN	MPG	FG-A	FG%	3FG-A	3FG%	FT-A	FT%	REB / AVG.	AST / TO	BS / S	TP	AVG.
2014-15	27-1	405	15.0	37-118	.314	16-52	.308	22-28	.786	36 / 1.3	39 / 33	0 / 17	112	4.1
2015-16	20-0	306	15.3	36-97	.371	9-30	.300	30-42	.714	35 / 1.8	24 / 27	1 / 17	111	5.6
<b>TOTAL</b>	<b>47-1</b>	<b>711</b>	<b>15.1</b>	<b>73-215</b>	<b>.340</b>	<b>25-82</b>	<b>.305</b>	<b>52-70</b>	<b>.743</b>	<b>71 / 1.5</b>	<b>63 / 60</b>	<b>1 / 34</b>	<b>223</b>	<b>4.7</b>

## #4 AT A GLANCE

### 2015-16 Career

Scored 5+ points	10	20
Scored 10+ points	5	8
Hit 2+ 3-pointers	2	6
Multiple steals	3	8
Multiple assists	7	16
Recorded 3+ rebounds	5	9
Dished 3+ assists	1	7
Played 20+ minutes	5	12
Played 30+ minutes	-	2

## #4 GAME HIGHS

### 2015-16 Career

12, Auburn	14, Lipscomb
1-9-16	PTS 1-3-15
4, Twice	5, at Arkansas
	FGM 2-18-15
10, Georgia	10, Georgia
1-20-16	FGA 1-20-16
2, Twice	3, at Arkansas
	3PTM 2-18-15
5, Auburn	5, 4 times
1-9-16	3PTA
7, Arkansas	7, Arkansas
1-12-16	FTM 1-12-16
8, Arkansas	8, Arkansas
1-12-16	FTA 1-12-16
4, Twice	4, 5 times
	REB
3, Arkansas-PB	6, LSU
12-29-15	ASST 1-8-15
1, at S. Carolina	1, at S. Carolina
1-16-16	BLKS 1-16-16
2, 3 times	2, 8 times
	STLS



## D'ANGELO ALLEN

SO // F // 6-7 // 216

Dallas, Texas

Kimball High School

### LAST GAME (OLE MISS 2-3-16)

FG	FGA	3FG	FGA	FT	FTA	REB	PTS
0	0	0	0	0	0	1	0

## ALLEN 2015-16 GAME-BY-GAME

Opponent	Date	GS	Min	FG	FGA	Pct	3FG	FGA	Pct	FT	FTA	Pct	Off	Def	Tot	Avg	PF	FO	A	TO	Blk	Stl	Pts	Avg
WOFFORD	11-13-15	DNP - CD																						
UMES	11-15-15	15	1-1	1.000	0-0	.000	0-0	.000	0-2	.000	2	2	4	4.0	2	0	0	0	0	0	1	2	2.0	
at Xavier	11-17-15	12	0-0	.000	0-0	.000	0-0	.000	0-0	.000	0	3	3	3.5	2	0	0	1	0	0	0	0	1.0	
vs Kansas State	11-23-15	16	0-3	.000	0-0	.000	0-0	.000	0-0	.000	3	0	3	3.3	1	0	0	2	0	2	0	0	0.7	
vs Northwestern	11-24-15	5	1-1	1.000	0-0	.000	0-0	.000	0-0	.000	0	0	0	2.5	0	0	1	0	0	0	0	2	1.0	
ARKANSAS ST.	12-1-15	7	0-0	.000	0-0	.000	1-2	.500	0	2	2	2.4	1	0	0	0	0	1	0	1	0	1	1.0	
NORTHERN ILL.	12-4-15	2	0-0	.000	0-0	.000	0-0	.000	0-0	.000	0	0	0	2.0	1	0	0	0	0	0	0	0	0.8	
OMAHA	12-9-15	DNP - CD																						
at Arizona	12-13-15	4	0-1	.000	0-0	.000	0-0	.000	0-0	.000	0	0	0	1.7	0	0	0	1	0	0	0	0	0.7	
NC STATE	12-19-15	4	1-1	1.000	0-0	.000	1-4	.250	1	0	1	1.6	0	0	0	0	0	0	0	0	3	1.0		
vs Illinois	12-23-15	DNP - CD																						
ARKANSAS-PB	12-29-15	11	4-4	1.000	0-0	.000	0-0	.000	0-0	.000	1	3	4	1.9	1	0	0	1	0	1	0	1	8	1.8
SAVANNAH ST	1-2-16	7	0-1	.000	0-1	.000	0-0	.000	0-0	.000	0	1	1	1.8	0	0	0	0	0	0	0	0	1.6	
at Georgia	1-6-16	7	1-1	1.000	0-0	.000	0-0	.000	0-0	.000	0	1	1	1.7	1	0	0	0	0	0	1	2	1.6	
AUBURN	1-9-16	12	3-4	.750	1-1	1.000	0-0	.000	2	2	4	1.9	0	0	0	0	0	1	0	7	2.1			
ARKANSAS	1-12-16	10	0-1	.000	0-1	.000	0-1	.000	1	1	2	1.9	0	0	0	1	1	0	0	0	0	1.9		
at S. Carolina	1-16-16	14	4-5	.800	0-0	.000	0-0	.000	1	5	6	2.2	1	0	2	0	0	0	8	2.4				
GEORGIA	1-20-16	11	0-1	.000	0-0	.000	0-0	.000	0	0	0	2.1	1	0	0	0	1	0	0	0	0	2.2		
at Texas A&M	1-23-16	DNP - CD																						
at Kentucky	1-27-16	14	0-5	.000	0-1	.000	1-2	.500	1	4	5	2.3	1	0	3	1	1	0	1	0	1	2.1		
MISSISSIPPI ST	1-30-16	10	2-3	.667	0-0	.000	0-0	.000	1	1	2	2.2	1	0	0	2	1	0	4	2.2				
OLE MISS	2-3-16	4	0-0	.000	0-0	.000	0-0	.000	0	1	1	2.2	1	0	0	0	0	0	0	0	0	2.1		
at Alabama	2-6-16	DNP - Illness																						
at Vanderbilt	2-10-16																							
TENNESSEE	2-13-16																							
S. CAROLINA	2-16-16																							
at Arkansas	2-20-16																							
at Ole Miss	2-23-16																							
TEXAS A&M	2-27-16																							
at LSU	3-1-16																							
FLORIDA	3-5-16																							

### 2015-16 (SOPHOMORE):

- Did not travel to Alabama (Feb. 6) due to illness (strep throat).
- 8 points (4-of-5 FG) with a season-high 6 rebounds at No. 19 South Carolina (Jan. 16), also matching his career-best with 2 assists.
- 12 high-energy minutes off the bench vs. Auburn (Jan. 9), scoring 7 points (3-of-4 FG, 1-of-1 3PT) and hitting on his first 3-point field goal attempt of the season.
- Season-high 8 points (4-of-4 FG) with four rebounds in 11 minutes off bench vs. Arkansas-Pine Bluff (Dec. 29).
- First appearance of the season vs. UMES (Nov. 15), logging 15 high-energy minutes off the bench with 4 rebounds.

### 2014-15 (FRESHMAN):

- Made all 8 of his starts in Mizzou's final eight games of the season.
- Shot an impressive 53.8-percent from the field (14-of-26) over the final 10 games of the Tigers' campaign.
- Matched his season-high in rebounds (7) in the first of those eight starts at Mississippi State (Feb. 14).
- Season-best 3-of-3 3PT shooting en-route to 10 points at South

Carolina (Feb. 10).

- Breakout game vs. Elon (Dec. 11), scoring 12 points (5-of-7 FG, 2-of-2 FT) and grabbing 7 rebounds in 21 minutes of action off the bench.

### KIMBALL HIGH SCHOOL:

- Was a winner throughout his high school career and was a part of three Texas Class 4A State Championship teams (2011, 2012 and 2014) at Kimball High School in Dallas.
- Averaged 13.3 points and 10.2 rebounds as a senior.
- Named to the Class 4A All-Tournament Team as well and was an All-Region II selection.

### PERSONAL:

- Full name is D'Angelo Malik Allen.
- Born May 10, 1996, in Dallas, Texas.
- Son of Evelyn Allen.
- Hobbies include playing video games, watching movies and hanging out with friends.

## ALLEN CAREER STATS

SEASON	G-GS	MIN	MPG	FG-A	FG%	3FG-A	3FG%	FT-A	FT%	REB / AVG.	AST / TO	BS / S	TP	AVG.
2014-15	32-8	544	17.0	40-98	.408	9-20	.450	17-28	.607	100 / 3.1	21 / 18	7 / 11	106	3.3
2015-16	18-0	165	9.2	17-32	.531	1-4	.250	3-11	.273	39 / 2.2	6 / 9	6 / 5	38	2.1
<b>TOTAL</b>	<b>50-8</b>	<b>709</b>	<b>14.2</b>	<b>57-130</b>	<b>.438</b>	<b>10-24</b>	<b>.417</b>	<b>20-39</b>	<b>.513</b>	<b>139 / 2.8</b>	<b>27 / 27</b>	<b>13 / 16</b>	<b>144</b>	<b>2.9</b>

NCAA APPEARANCES: '44, '76, '78, '80, '81, '82, '83, '86, '87, '88, '89, '90, '92, '93, '95, '99, '00, '01, '02, '03, '09, '10, '11, '12, '13

## #5 AT A GLANCE

### 2015-16 Career

Scored 5+ points	3	12
Scored 10+ points	-	2
Attempted 5+ FGs	1	7
Grabbed 5+ rebounds	2	10
Multiple steals	1	3
Multiple assists	1	4
Played 20+ minutes	-	13

## #5 GAME HIGHS

### 2015-16 Career

8, Twice	12, Elon
<b>PTS</b>	12-11-14
4, Twice	5, Elon
<b>FGM</b>	12-11-14
5, at S. Carolina	7, Elon
1-16-16	<b>FGA</b> 12-11-14
1, Auburn	3, South Carolina
1-9-16	<b>3PTM</b> 2-10-15
1, Auburn	3, South Carolina
1-9-16	<b>3PTA</b> 2-10-15
1, Twice	3, Lipscomb
<b>FTM</b>	1-3-15
4, NC State	4, Twice
12-19-15	<b>FTA</b>
6, at S. Carolina	7, Twice
1-16-16	<b>REB</b>
2, at S. Carolina	2, 4 times
1-16-16	<b>ASST</b>
1, 4 times	1, 10 times
<b>BLKS</b>	-
2, vs. Kansas State	2, 3 times
11-23-15	<b>STLS</b> -


**K.J. WALTON**

FR // G // 6-3 // 197

Indianapolis, Ind.

Brownsburg High School

**LAST GAME (AT ALABAMA 2-6-16)**

FG	FGA	3FG	FGA	FT	FTA	REB	PTS
0	0	0	0	0	0	1	0

**WALTON 2015-16 GAME-BY-GAME**

Opponent	Date	GS	Min	FG	FGA	Pct	3FG	FGA	Pct	FT	FTA	Pct	Off	Def	Tot	Avg	PF	FO	A	TO	Blk	Stl	Pts	Avg
WOFFORD	11-13-15	*	17	3-5	.600	0-0	.000	0-1	.000	0-1	.000	0-1	1	1	1.0	2	0	2	0	0	1	6	6.0	
UMES	11-15-15		15	1-3	.333	0-1	.000	9-10	.900	0-0	0-0	0-0	0	0	0.5	1	0	3	0	0	1	11	8.5	
at Xavier	11-17-15		21	3-8	.375	0-1	.000	2-2	1.000	1-2	0.5	1-2	0	3	1.3	2	0	1	0	0	0	8	8.3	
vs Kansas State	11-23-15		17	1-7	.143	0-1	.000	1-4	.250	2-1	2.0	2-1	1	3	1.8	2	0	1	3	0	0	3	7.0	
vs Northwestern	11-24-15		5	0-1	.000	0-0	.000	0-0	.000	0-0	0-0	0-0	0	0	1.4	2	0	1	0	0	0	0	5.6	
ARKANSAS ST.	12-1-15		15	2-7	.286	0-0	.000	6-7	.857	3-3	1.0	3-3	2	5	2.0	0	0	0	1	1	0	10	6.3	
NORTHERN ILL.	12-4-15		9	1-3	.333	0-1	.000	0-0	.000	0-0	0-0	0-0	0	0	1.7	0	0	0	0	0	1	2	5.7	
OMAHA	12-9-15		10	3-3	1.000	1-1	1.000	3-4	.750	0-2	0-2	0-0	2	2	1.8	2	0	0	1	0	2	10	6.3	
at Arizona	12-13-15		15	1-1	1.000	0-0	.000	4-8	.500	0-0	0-0	0-0	0	0	1.6	1	0	1	0	0	0	6	6.2	
NC STATE	12-19-15		11	2-3	.667	0-1	.000	0-2	.000	0-0	0-0	0-0	0	0	1.4	2	0	3	3	0	0	4	6.0	
vs Illinois	12-23-15		13	2-4	.500	0-0	.000	2-2	1.000	1-3	0.3	1-3	4	1.6	2	0	0	1	0	0	0	6	6.0	
ARKANSAS-PB	12-29-15	*	12	2-3	.667	0-0	.000	3-4	.750	1-1	1.0	2-2	1	2	1.7	0	0	0	1	1	1	7	6.1	
SAVANNAH ST	1-2-16	*	17	3-6	.500	2-2	1.000	2-2	1.000	0-0	0-0	0-0	0	0	1.5	1	0	0	3	0	1	10	6.4	
at Georgia	1-6-16	*	19	0-1	.000	0-0	.000	0-0	.000	1-1	1.0	2-2	1	2	1.6	1	0	0	0	0	0	0	5.9	
AUBURN	1-9-16	*	14	3-6	.500	0-2	.000	4-5	.800	1-1	1.0	2-2	1	2	1.6	0	0	1	0	0	3	10	6.2	
ARKANSAS	1-12-16	*	15	0-1	.000	0-0	.000	2-2	1.000	1-0	1.0	1-1	0	1	1.6	0	0	1	1	0	0	2	5.9	
at S. Carolina	1-16-16		7	0-3	.000	0-1	.000	0-0	.000	0-0	0-0	0-0	0	1	1.5	1	0	1	0	0	0	0	5.6	
GEORGIA	1-20-16		6	0-0	.000	0-0	.000	0-0	.000	0-0	0-0	0-0	0	0	1.4	2	0	0	1	0	0	0	5.3	
at Texas A&M	1-23-16		10	2-3	.667	0-1	.000	0-0	.000	1-1	1.0	2-2	1	2	1.5	1	0	2	0	0	0	4	5.2	
at Kentucky	1-27-16		21	3-5	.600	1-2	.500	3-4	.750	4-4	1.0	6-6	2	6	1.7	1	0	0	1	0	0	10	5.5	
MISSISSIPPI ST	1-30-16		21	2-5	.400	0-2	.000	3-3	1.000	0-4	0-4	0-0	4	4	1.8	1	0	0	1	0	0	7	5.5	
OLE MISS	2-3-16		11	2-5	.400	0-1	.000	0-0	.000	1-1	1.0	2-2	1	2	1.8	1	0	1	1	0	0	4	5.5	
at Alabama	2-6-16		6	0-0	.000	0-0	.000	0-0	.000	1-0	1.0	1-1	0	1	1.8	1	0	1	0	0	0	0	5.2	
at Vanderbilt	2-10-16																							
TENNESSEE	2-13-16																							
S. CAROLINA	2-16-16																							
at Arkansas	2-20-16																							
at Ole Miss	2-23-16																							
TEXAS A&M	2-27-16																							
at LSU	3-1-16																							
FLORIDA	3-5-16																							

**2015-16 (FRESHMAN):**

- Season-high 6 rebounds with 10 points at No. 20 Kentucky (Jan. 27).
- Season-high three steals in the 76-61 win vs. Auburn (Jan. 9).
- 10 points (3-of-6 FG, 2-of-2 3PT, 2-of-2 FT) in start vs. Savannah State (Jan. 2), hitting multiple three-pointers for the first time in his career.
- Second start of career vs. Arkansas-Pine Bluff (Dec. 29), scoring 7 points (2-of-3 FG, 3-of-4 FT).
- 10 points (3-of-3 FG, 1-of-1 3PT, 3-of-4 FT) in 10 minutes off the bench vs. Omaha (Dec. 9).
- Second game this season making 5 or more FTs in the win vs. Arkansas State (Dec. 1), making 6-of-7.
- Came off bench and sparked Mizzou in second half action vs. UMES (Nov. 15), scoring all 11 of his points after the break.
- Earned the start in his collegiate debut vs. Wofford (Nov. 13), scoring 6 points (3-of-5 FG) in the 83-74 win.

**BROWNSBURG HIGH SCHOOL:**

- Averaged 19.7 points, 5.0 rebounds and 1.9 steals per game for Brownsburg High School as a senior, shooting 44.0 percent from the field.

- Named an *Indy Star* Indiana All-Star at the conclusion of his final high school campaign.
- Rated a four-star prospect and ranked as the 103rd best basketball recruit in the nation by Rivals.com.
- Participant at the 28th annual Hoosier Basketball Magazine Top 60 Workout which features Indiana's best upperclassmen
- Chose Mizzou over Cincinnati and Xavier.

**PERSONAL:**

- Son of Kenneth and Michelle Walton.
- Father, Kenneth, played basketball at Nebraska from 1981-83.
- Born on July 20, 1996, in Indianapolis, Ind.
- Enjoys watching 'Fresh Prince of Bel-Air' in his spare time.
- Favorite sports movie is *Remember the Titans*.
- Favorite professional athlete to follow is Carmelo Anthony.
- Would like to pursue a career in basketball.

**#10 AT A GLANCE**
**2015-16 Career**

Scored 5+ points	12	-
Scored 10+ points	6	-
Hit 2+ 3-pointers	1	-
Hit 5+ free throws	2	-
Multiple assists	3	-
Multiple steals	2	-
Dished 3+ assists	2	-
Played 20+ minutes	3	-
Played 30+ minutes	-	-

**#10 GAME HIGHS**
**2015-16 Career**

11, UMES		-
11-15-15	<b>PTS</b>	-
3, 6 times		-
	<b>FGM</b>	-
8, at Xavier		-
11-17-15	<b>FGA</b>	-
2, Savannah St.		-
1-2-16	<b>3PTM</b>	-
2, 3 times		-
	<b>3PTA</b>	-
9, UMES		-
11-15-15	<b>FTM</b>	-
10, UMES		-
11-15-15	<b>FTA</b>	-
6, at Kentucky		-
1-27-16	<b>REB</b>	-
3, Twice		-
	<b>ASST</b>	-
1, Twice		-
	<b>BLKS</b>	-
3, Auburn		-
1-9-16	<b>STLS</b>	-

**WALTON CAREER STATS**

SEASON	G-GS	MIN	MPG	FG-A	FG%	3FG-A	3FG%	FT-A	FT%	REB / AVG.	AST / TO	BS / S	TP	AVG.
2015-16	23-6	307	13.3	36-83	.434	4-17	.235	44-60	.733	41 / 1.8	19 / 18	2 / 10	120	5.2
<b>TOTAL</b>	<b>23-6</b>	<b>307</b>	<b>13.3</b>	<b>36-83</b>	<b>.434</b>	<b>4-17</b>	<b>.235</b>	<b>44-60</b>	<b>.733</b>	<b>41 / 1.8</b>	<b>19 / 18</b>	<b>2 / 10</b>	<b>120</b>	<b>5.2</b>

St. Louis, Mo. // DeSmet Jesuit HS  
Houston Baptist

FG	FGA	3FG	FGA	FT	FTA	AST	PTS
0	0	0	0	0	0	0	0

[illegible]

- Full name is James Edward Barton.
- Born Oct. 7, 1994, in St. Louis, Mo.
- Son of Jim Sr. and Christy Barton.
- Has two sisters, Paige and Mary and one brother, Tommy.
- Considers his father, Jim Sr., his greatest influence.

## STLS -

SEASON	G-GS	MIN	MPG	FG-A	FG%	3FG-A	3FG%	FT-A	FT%	REB / AVG.	AST / TO	BS / S	TP	AVG.
2013-14	31-13	515	16.6	34-98	.347	14-50	.280	12-16	.750	35 / 1.1	57 / 43	0 / 15	94	3.0
2014-15	REDSHIRTED													
2015-16	7-0	15	2.1	0-6	.000	0-4	.000	0-0	.000	0 / 0.0	1 / 1	0 / 2	0	0.0
TOTAL	38-13	530	13.9	34-104	.327	14-54	.259	12-16	.750	35 / 0.9	58 / 44	0 / 17	94	2.5

## GAME 24: AT VANDERBILT





## NAMON WRIGHT

SO // G // 6-5 // 202

Los Angeles, Calif.

Pacific Hills High School

### LAST GAME (AT ALABAMA 2-6-16)

FG	FGA	3FG	3FGA	FT	FTA	REB	PTS
1	7	0	5	6	6	3	8

## WRIGHT 2015-16 GAME-BY-GAME

Opponent	Date	GS	Min	FG	FGA	Pct	3FG	FGA	Pct	FT	FTA	Pct	Off	Def	Tot	Avg	PF	FO	A	TO	Blk	Stl	Pts	Avg
WOFFORD	11-13-15		23	5-7		.714	3-4		.750	5-8		.625	2	5	7	7.0	3	0	0	0	0	0	18	18.0
UMES	11-15-15	*	26	1-8		.125	1-4		.250	4-4		1.000	2	3	5	6.0	2	0	1	2	0	0	7	12.5
at Xavier	11-17-15	*	28	2-6		.333	0-4		.000	2-3		.667	0	4	4	5.3	3	0	2	2	0	2	6	10.3
vs Kansas State	11-23-15	*	23	1-6		.167	1-5		.200	2-2		1.000	0	4	4	5.0	1	0	0	2	2	1	5	9.0
vs Northwestern	11-24-15	*	31	2-6		.333	0-2		.000	4-4		1.000	1	1	2	4.4	0	0	3	1	0	0	8	8.8
ARKANSAS ST.	12-1-15	*	28	5-9		.556	3-5		.600	1-1		1.000	0	6	6	4.7	3	0	0	0	1	0	14	9.7
NORTHERN ILL.	12-4-15	*	26	3-7		.429	2-5		.400	2-4		.500	0	5	5	4.7	3	0	3	2	0	0	10	9.7
OMAHA	12-9-15	*	30	1-6		.167	0-2		.000	7-8		.875	0	7	7	5.0	2	0	4	3	0	1	9	9.6
at Arizona	12-13-15	*	28	2-8		.250	1-2		.500	4-5		.800	1	4	5	5.0	2	0	0	2	0	0	9	9.6
NC STATE	12-19-15	*	19	0-6		.000	0-1		.000	2-6		.333	0	3	3	4.8	1	0	0	0	0	2	2	8.8
vs Illinois	12-23-15	*	17	0-4		.000	0-4		.000	2-2		1.000	0	4	4	4.7	2	0	0	1	0	0	2	8.2
ARKANSAS-PB	12-29-15		21	3-6		.500	1-3		.333	0-0		.000	0	5	5	4.8	1	0	3	0	1	2	7	8.1
SAVANNAH ST	1-2-16		23	4-9		.444	1-4		.250	2-2		1.000	2	6	8	5.0	2	0	0	2	0	0	11	8.3
at Georgia	1-6-16		25	3-9		.333	0-4		.000	3-4		.750	2	1	3	4.9	1	0	2	1	0	0	9	8.4
AUBURN	1-9-16		26	1-7		.143	1-3		.333	7-10		.700	2	2	4	4.8	2	0	2	0	0	0	10	8.5
ARKANSAS	1-12-16		21	3-5		.600	1-2		.500	2-2		1.000	1	2	3	4.7	2	0	1	3	0	0	9	8.5
at S. Carolina	1-16-16	*	32	3-9		.333	2-5		.400	1-2		.500	1	2	3	4.6	1	0	3	2	0	1	9	8.5
GEORGIA	1-20-16	*	28	3-8		.375	2-5		.400	4-6		.667	1	4	5	4.6	3	0	2	0	1	0	12	8.7
at Texas A&M	1-23-16	*	27	3-10		.300	0-5		.000	0-0		.000	0	5	5	4.6	4	0	2	4	0	0	6	8.6
at Kentucky	1-27-16	*	22	0-6		.000	0-2		.000	3-3		1.000	0	1	1	4.5	1	0	0	4	0	0	3	8.3
MISSISSIPPI ST	1-30-16	*	26	6-12		.500	1-5		.200	3-3		1.000	1	8	9	4.7	2	0	1	2	0	0	16	8.7
OLE MISS	2-3-16	*	30	3-10		.300	3-6		.500	3-4		.750	0	8	8	4.8	2	0	2	1	1	0	12	8.8
at Alabama	2-6-16	*	27	1-7		.143	0-5		.000	6-6		1.000	0	3	3	4.7	1	0	0	2	0	0	8	8.8
at Vanderbilt	2-10-16																							
TENNESSEE	2-13-16																							
S. CAROLINA	2-16-16																							
at Arkansas	2-20-16																							
at Ole Miss	2-23-16																							
TEXAS A&M	2-27-16																							
at LSU	3-1-16																							
FLORIDA	3-5-16																							

### 2015-16 (SOPHOMORE):

- Second-straight game scoring in double figures (12) vs. Ole Miss (Feb. 3), also hauling in eight rebounds
- Nearly a double-double with 16 points, 9 rebounds vs. Mississippi State (Jan. 30), a career-high in boards.
- Sixth-straight game with at least 9 points vs. Georgia (Jan. 20), also hitting at least 2 three-pointers for the fifth time.
- Career-best 10 free throw attempts vs. Auburn (Jan. 9).
- Career-high 8 rebounds vs. Savannah State (Jan. 2), along with 11 points (4-of-9 FG, 1-of-4 3PT, 2-of-2 FT).
- Team-high 14 points (5-of-9 FG, 3-of-5 3PT, 1-of-1 FT) with 6 rebounds and 1 block vs. Arkansas State (Dec. 1).
- Fired in 18 points (5-of-7 FG, 3-of-4 3PT, 5-of-8 FT) in 23 minutes off the bench in the season-opening win vs. Wofford (Nov. 13).

### 2014-15 (FRESHMAN):

- Scored double figures in seven different games in his first campaign for Mizzou, averaging 6.8 points per game in 30 games played.

- Averaged 13.6 points per game over Mizzou's final five contests.
- Season-ending flurry of points included an impressive 28 points vs. Florida (Feb. 24), leading the Tigers to a 64-52 win over the Gators.
- Scoring output vs. UF was the third-highest scoring performance by a freshman in Mizzou history.

### PACIFIC HILLS HIGH SCHOOL:

- Averaged 24.2 points, 9.4 rebounds, 3.0 assists and 1.4 steals for Pacific Hills High School in 2014.
- Helped lead Pacific Hills to the Division IV state championship as a junior and averaged 15.6 points, 7.3 rebounds and 3.1 assists.

### PERSONAL:

- Full name is Namon Khary Wright.
- Son of Michelle Burnside.
- Born June 25, 1994, in Los Angeles, Calif.

## #12 AT A GLANCE

### 2015-16 Career

Scored 10+ points	8	15
Scored 20+ points	-	2
Hit 2+ 3-pointers	6	18
Made 5+ FGs	3	8
Attempted 5+ FGs	22	40
Attempted 10+ FGs	3	8
Recorded 5+ rebounds	12	16
Multiple assists	10	15
Multiple steals	3	8
Played 20+ minutes	19	35
Played 30+ minutes	4	10

## #12 GAME HIGHS

### 2015-16 Career

18, Wofford	28, Florida
11-13-15	PTS 2-24-15
6, Mississippi St.	10, Florida
1-30-16	FGM 2-24-15
12, Mississippi St.	14, at Mississippi St.
1-30-16	FGA 3-7-15
3, 3 times	6, Florida
	3PTM 2-24-15
6, Ole Miss	8, Florida
2-3-16	3PTA 2-24-15
7, Twice	7, Twice
	FTM
10, Auburn	10, Auburn
1-9-16	FTA 1-9-16
9, Mississippi St.	9, Mississippi St.
1-30-16	REB 1-30-16
4, Omaha	4, Omaha
12-9-15	ASST 12-9-15
2, vs. Kansas St.	2, vs. Kansas St.
11-23-15	BLKS 11-23-15
2, 3 times	3, at Georgia
	STLS 2-28-15

## WRIGHT CAREER STATS

SEASON	G-GS	MIN	MPG	FG-A	FG%	3FG-A	3FG%	FT-A	FT%	REB / AVG.	AST / TO	BS / S	TP	AVG.
2014-15	30-20	607	20.2	77-186	.414	40-103	.388	10-18	.556	69 / 2.3	19 / 37	3 / 17	204	6.8
2015-16	23-17	587	25.5	55-171	.322	23-87	.264	69-89	.775	109 / 4.7	31 / 36	6 / 9	202	8.8
<b>TOTAL</b>	<b>53-37</b>	<b>1194</b>	<b>22.5</b>	<b>132-357</b>	<b>.370</b>	<b>63-190</b>	<b>.332</b>	<b>79-107</b>	<b>.738</b>	<b>178 / 3.4</b>	<b>50 / 73</b>	<b>9 / 26</b>	<b>406</b>	<b>7.7</b>

NCAA APPEARANCES: '44, '76, '78, '80, '81, '82, '83, '86, '87, '88, '89, '90, '92, '93, '95, '99, '00, '01, '02, '03, '09, '10, '11, '12, '13



# WES CLARK

JR // G // 6-0 // 180

Detroit, Mich.

Romulus High School

## LAST GAME (AT ALABAMA 2-6-16)

FG	FGA	3FG	3FGA	FT	FTA	AST	PTS
2	7	0	1	4	5	3	8

## CLARK 2015-16 GAME-BY-GAME

Opponent	Date	GS	Min	FG	FGA	Pct	3FG	3FGA	Pct	FT	FTA	Pct	Off	Def	Tot	Avg	PF	FO	A	TO	Blk	Stl	Pts	Avg
WOFFORD	11-13-15	*	28	0-3	.000	0-0	.000	4-5	.800	0	3	3	3.0	3	0	2	2	0	0	4	4.0			
UMES	11-15-15	*	31	4-11	.364	3-6	.500	4-4	1.000	0	1	1	2.0	1	0	3	1	0	0	15	9.5			
at Xavier	11-17-15	*	31	5-12	.417	1-4	.250	0-1	.000	2	1	3	2.3	3	0	3	2	0	3	11	10.0			
vs Kansas State	11-23-15	*	26	2-9	.222	1-5	.200	0-0	.000	0	2	2	2.3	2	0	6	1	0	0	5	8.8			
vs Northwestern	11-24-15	*	31	1-11	.091	1-3	.333	2-2	1.000	1	3	4	2.6	3	0	4	1	0	3	5	8.0			
ARKANSAS ST.	12-1-15	*	26	2-7	.286	0-1	.000	4-4	1.000	1	3	4	2.8	2	0	3	3	0	0	8	8.0			
NORTHERN ILL.	12-4-15	*	20	1-4	.250	1-1	1.000	3-6	.500	0	7	7	3.4	4	0	4	1	0	0	6	7.7			
OMAHA	12-9-15	*	27	2-8	.250	0-3	.000	4-5	.800	1	1	2	3.3	2	0	4	3	1	1	8	7.8			
at Arizona	12-13-15	*	16	4-5	.800	0-1	.000	0-0	.000	0	0	0	2.9	5	1	0	1	0	0	8	7.8			
NC STATE	12-19-15	*	22	3-9	.333	1-3	.333	0-0	.000	1	1	2	2.8	3	0	3	1	0	0	7	7.7			
vs Illinois	12-23-15	*	34	8-16	.500	4-6	.667	1-2	.500	0	3	3	2.8	4	0	4	5	0	1	21	8.9			
ARKANSAS-PB	12-29-15	*	23	3-7	.429	3-5	.600	2-2	1.000	0	2	2	2.8	1	0	3	1	1	0	11	9.1			
SAVANNAH ST	1-2-16	*	23	9-10	.900	1-2	.500	3-3	1.000	1	2	3	2.8	1	0	3	3	2	3	22	10.1			
at Georgia	1-6-16	*	28	5-15	.333	2-7	.286	1-2	.500	0	1	1	2.6	0	0	1	3	0	2	13	10.3			
AUBURN	1-9-16	*	21	2-6	.333	1-3	.333	2-2	1.000	0	2	2	2.6	4	0	1	0	0	0	7	10.1			
ARKANSAS	1-12-16	*	17	2-6	.333	0-1	.000	0-0	.000	0	2	2	2.6	2	0	1	0	0	0	4	9.7			
at S. Carolina	1-16-16	*	33	10-16	.625	4-6	.667	2-3	.667	2	4	6	2.8	4	0	8	2	0	0	26	10.6			
GEORGIA	1-20-16	*	21	2-5	.400	1-3	.333	0-0	.000	0	3	3	2.8	4	0	1	3	0	0	5	10.3			
at Texas A&M	1-23-16	*	32	4-9	.444	2-4	.500	2-2	1.000	2	7	9	3.1	2	0	2	3	0	1	12	10.4			
at Kentucky	1-27-16	*	25	3-16	.188	2-5	.400	3-4	.750	0	0	0	3.0	0	0	0	2	0	1	11	10.5			
MISSISSIPPI ST	1-30-16	*	28	2-8	.250	0-5	.000	0-0	.000	1	1	2	2.9	3	0	3	1	0	2	4	10.1			
OLE MISS	2-3-16	*	34	4-7	.571	2-3	.667	10-10	1.000	1	3	4	3.0	2	0	5	6	0	3	20	10.6			
at Alabama	2-6-16	*	32	2-7	.286	0-1	.000	4-5	.800	0	3	3	3.0	2	0	3	3	0	2	8	10.5			
at Vanderbilt	2-10-16																							
TENNESSEE	2-13-16																							
S. CAROLINA	2-16-16																							
at Arkansas	2-20-16																							
at Ole Miss	2-23-16																							
TEXAS A&M	2-27-16																							
at LSU	3-1-16																							
FLORIDA	3-5-16																							

### 2015-16 (JUNIOR):

- Fourth 20-point effort of the season in the game vs. Ole Miss (Feb. 3), shooting perfectly from the free throw line (10-of-10) and three steals to match his season-high.
- Matched career high with 9 rebounds at No. 10 Texas A&M (Jan. 23), also scoring a team-best 12 points.
- Career game at No. 19 South Carolina (Jan. 16) with 26 points on a career-best 10 FGM (16 FGA), dishing a season-high 8 assists.
- Fourth-straight game in double digits with 13 points (5-of-15 FG, 2-of-7 3PT, 1-of-2 FT) at Georgia (Jan. 6).
- 22 points (9-of-10 FG, 1-of-2 3PT, 2-of-2 FT) vs. Savannah State (Jan. 2), doing so in only 23 minutes.
- First career 20-point game vs. Illinois (Dec. 23) with 21 (8-of-16 FG, 4-of-6 3PT, 1-of-2 FT).
- Made return to lineup in the season opener vs. Wofford (Nov. 13), returning from the right elbow dislocation that ended his 2014-15 season.

### 2014-15 (SOPHOMORE):

- Averaged 10.1 points per game in his first season in a primary role for Mizzou, starting 20 of 23 games played.
- 26 minutes of action before a right elbow dislocation forced him off the court

for the remainder of the game.

- Then-career-high 19 points (7-of-16 FG, 3-of-7 3PT, 2-of-2 FT) vs. No. 1 Kentucky (Jan. 29), also recording 4 assists and 3 steals.

### 2013-14 (FRESHMAN):

- Had 14 games with three or more assists, including a career-high six dimes in the home win over Mississippi State (3/1).

### ROMULUS HIGH SCHOOL:

- Led his team to the 2013 Michigan Class A state title, a 27-1 overall record and a No. 24 ranking in the final ESPN High School Power Rankings.
- Was named first team all-state each of his final two years as a prep, averaging 12.8 points, 4.0 rebounds and 6.5 assists as a senior.

### PERSONAL:

- Full name is Wesley Lavert Clark.
- Son of Yvette Johnson and Wes Clark Sr.
- Born Dec. 12, 1994, in Detroit, Mich.

## #15 AT A GLANCE

### 2015-16 Career

Scored 10+ points	10	23
Scored 15+ points	5	10
Scored 20+ points	4	4
Dished 3+ assists	15	41
Dished 5+ assists	3	13
Hit 5+ FGs	5	11
Hit 10+ FGs	1	1
Hit 2+ 3-pointers	7	21
Attempted 10+ FGs	9	22
Recorded 3+ steals	4	12
Grabbed 5+ rebounds	3	13
Played 30+ minutes	8	24

## #15 GAME HIGHS

### 2015-16 Career

26, at S. Carolina	26, at S. Carolina	
1-16-16	PTS	1-16-16
10, at S. Carolina	10, at S. Carolina	
1-16-16	FGM	1-16-16
16, Twice	16, 3 times	
	FGA	
4, Twice	4, 3 times	
	3PTM	
7, at Georgia	8, Twice	
1-6-16	3PTA	
10, Ole Miss	10, Ole Miss	
2-3-16	FTM	2-3-16
10, Ole Miss	10, Ole Miss	
2-3-16	FTA	2-3-16
9, at Texas A&M	9, Twice	
1-23-16	REB	
8, at S. Carolina	9, Oral Roberts	
1-16-16	ASST	11-19-14
2, Savannah St.	2, Savannah St.	
1-2-16	BLKS	1-2-16
3, 4 times	6, UMKC	
	STLS	11-14-14

## CLARK CAREER STATS

SEASON	G-GS	MIN	MPG	FG-A	FG%	3FG-A	3FG%	FT-A	FT%	REB / AVG.	AST / TO	BS / S	TP	AVG.
2013-14	33-0	672	20.4	42-117	.359	21-57	.368	31-49	.633	72 / 2.2	70 / 53	2 / 26	136	4.1
2014-15	23-20	713	31.0	81-233	.348	32-102	.314	38-51	.745	81 / 3.5	71 / 45	4 / 38	232	10.1
2015-16	23-23	609	26.5	80-207	.386	30-78	.385	51-62	.823	68 / 3.0	67 / 48	4 / 22	241	10.5
<b>TOTAL</b>	<b>79-43</b>	<b>1994</b>	<b>25.2</b>	<b>203-557</b>	<b>.364</b>	<b>83-237</b>	<b>.350</b>	<b>120-162</b>	<b>.741</b>	<b>221 / 2.8</b>	<b>208 / 146</b>	<b>10 / 86</b>	<b>609</b>	<b>7.7</b>

NCAA APPEARANCES: '44, '76, '78, '80, '81, '82, '83, '86, '87, '88, '89, '90, '92, '93, '95, '99, '00, '01, '02, '03, '09, '10, '11, '12, '13



## JAKEENAN GANT

SO // F // 6-8 // 212

Springfield, Ga.

Effingham County High School

### LAST GAME (OLE MISS 2-3-16)

FG	FGA	3FG	3FGA	FT	FTA	REB	PTS
0	1	0	0	0	0	2	0

## GANT 2015-16 GAME-BY-GAME

Opponent	Date	GS	Min	FG	FGA	Pct	3FG	FGA	Pct	FT	FTA	Pct	Off	Def	Tot	Avg	PF	FO	A	TO	Blk	Stl	Pts	Avg
WOFFORD	11-13-15	*	16	1-5	.200	0-3	.000	2-2	1.000	1	3	4	4.0	5	1	1	0	1	0	1	0	4	4.0	
UMES	11-15-15	*	13	2-2	1.000	0-0	.000	0-0	.000	0	1	1	2.5	4	0	0	1	2	1	4	4.0			
at Xavier	11-17-15	*	15	0-3	.000	0-2	.000	1-2	.500	1	1	2	2.3	1	0	1	2	1	0	1	3.0			
vs Kansas State	11-23-15	*	7	0-2	.000	0-1	.000	0-0	.000	0	1	1	2.0	4	0	0	0	1	0	0	2.3			
vs Northwestern	11-24-15		5	1-1	1.000	0-0	.000	2-3	.667	1	0	1	1.8	3	0	0	0	0	0	4	2.6			
ARKANSAS ST.	12-1-15		8	1-4	.250	0-1	.000	0-0	.000	1	0	1	1.7	1	0	0	0	1	0	2	2.5			
NORTHERN ILL.	12-4-15		18	4-6	.667	0-0	.000	3-3	1.000	2	4	6	2.3	1	0	0	1	1	1	11	3.7			
OMAHA	12-9-15		20	3-6	.500	0-0	.000	5-7	.714	1	4	5	2.6	0	0	0	1	2	1	11	4.6			
at Arizona	12-13-15		17	3-6	.500	0-0	.000	2-2	1.000	0	3	3	2.7	2	0	0	1	0	0	8	5.0			
NC STATE	12-19-15		16	2-5	.400	0-0	.000	0-0	.000	1	1	2	2.6	2	0	0	0	1	1	4	4.9			
vs Illinois	12-23-15		18	4-5	.800	0-0	.000	0-0	.000	2	4	6	2.9	1	0	0	0	2	0	8	5.2			
ARKANSAS-PB	12-29-15		20	1-7	.143	0-0	.000	5-6	.833	4	7	11	3.6	1	0	2	0	4	1	7	5.3			
SAVANNAH ST	1-2-16		22	2-5	.400	0-0	.000	0-0	.000	3	2	5	3.7	0	0	0	1	1	0	4	5.2			
at Georgia	1-6-16		25	2-6	.333	0-1	.000	1-2	.500	2	4	6	3.9	2	0	0	2	0	0	5	5.2			
AUBURN	1-9-16		12	2-3	.667	1-1	1.000	0-0	.000	1	2	3	3.8	3	0	0	1	2	0	5	5.2			
ARKANSAS	1-12-16		12	2-4	.500	0-0	.000	0-0	.000	1	2	3	3.8	4	0	1	1	1	0	4	5.1			
at S. Carolina	1-16-16		19	1-3	.333	0-0	.000	1-2	.500	1	2	3	3.7	1	0	0	0	1	0	3	5.0			
GEORGIA	1-20-16		3	0-2	.000	0-0	.000	0-0	.000	0	0	0	3.5	0	0	0	0	0	0	0	4.7			
at Texas A&M	1-23-16		14	0-5	.000	0-1	.000	1-2	.500	2	2	4	3.5	0	0	0	1	0	1	1	4.5			
at Kentucky	1-27-16		17	1-3	.333	0-1	.000	0-0	.000	0	3	3	3.5	1	0	0	1	1	1	2	4.4			
MISSISSIPPI ST	1-30-16		24	5-8	.625	0-1	.000	1-2	.500	3	2	5	3.6	3	0	0	0	1	1	11	4.7			
OLE MISS	2-3-16		10	0-1	.000	0-0	.000	0-0	.000	1	1	2	3.5	1	0	0	2	2	2	0	4.5			
at Alabama	2-6-16		DNP - Susp.																					
at Vanderbilt	2-10-16																							
TENNESSEE	2-13-16																							
S. CAROLINA	2-16-16																							
at Arkansas	2-20-16																							
at Ole Miss	2-23-16																							
TEXAS A&M	2-27-16																							
at LSU	3-1-16																							
FLORIDA	3-5-16																							

### 2015-16 (SOPHOMORE):

- Sixth game with multiple blocks vs. Ole Miss (Feb. 3), along with two steals, a career-high.
- 11 points on a season-high 5 FG makes vs. Mississippi State (Jan. 30), also pulling down 5 rebounds.
- Career-high 11 rebounds and four blocks in 20 minutes off the bench vs. Arkansas-Pine Bluff (Dec. 29).
- Productive 18 minutes vs. Illinois (Dec. 23), scoring 8 points (4-of-5 FG) and matching season bests in rebounds (6) and blocks (2).
- Second-straight game with 11 points (3-of-6 FG, 5-of-7 FT) in the win vs. Omaha (Dec. 9), with career highs in FT makes (5) and attempts (7).
- Breakout game of season with 11 points (4-of-6 FG, 3-of-3 FT) vs. Northern Illinois (Dec. 4) in 18 minutes off the bench.

### 2014-15 (FRESHMAN):

- Shot an efficient 51.2-percent from the field in his initial season wearing the Black & Gold.
- Finished the season with 14 blocks in 23 games for a team-best average of 0.61 blocks per game.

- 13 points (4-of-8 FG, 1-of-4 3PT, 4-of-4 FT) in 15 minutes off the bench vs. Xavier (Dec. 13), the first action of his collegiate career.
- Did not appear in the first 9 games of 2014-15 during a review of his eligibility by the University of Missouri.

### EFFINGHAM COUNTY HIGH SCHOOL:

- One of the premier players in the class of 2014 and was selected to participate in USA Basketball's U18 National Team training camp.
- Was named Georgia's Mr. Basketball as a senior in 2014.
- Averaged 21.0 points, 10.5 rebounds, 4.0 blocks and 2.8 assists for the Effingham County Rebels as a senior.

### PERSONAL:

- Full name is Jakeenan Tyelle Gant.
- Son of La'Kenia Gant and James McDonald.
- Has an older sister, Daira, and younger sister, Arial.
- Born May 6, 1996, in Savannah, Ga.
- Would enjoy working in the restaurant business after basketball.

## #23 AT A GLANCE

### 2015-16 Career

Scored 5+ points	7	20
Scored 10+ points	3	6
Hit 3+ FGs	5	15
Grabbed 5+ rebounds	7	9
Recorded 2+ blocks	6	10
Played 20+ minutes	5	8

## #23 GAME HIGHS

### 2015-16 Career

11, 3 times	13, Xavier
<b>PTS</b>	12-13-14
5, Mississippi St.	5, Twice
1-30-16	<b>FGM</b>
8, Mississippi St.	8, Twice
1-30-16	<b>FGA</b>
-	1, Xavier
-	<b>3PTM</b>
3, Wofford	4, Xavier
11-13-15	<b>3PTA</b>
5, Omaha	5, Omaha
12-9-15	<b>FTM</b>
7, Omaha	7, Omaha
12-9-15	<b>FTA</b>
11, Arkansas-PB	11, Arkansas-PB
12-29-15	<b>REB</b>
2, Arkansas-PB	3, at Arkansas
12-29-15	<b>ASST</b>
4, Arkansas-PB	4, Arkansas-PB
12-29-15	<b>BLKS</b>
2, Ole Miss	2, Ole Miss
2-3-16	<b>STLS</b>

## GANT CAREER STATS

SEASON	G-GS	MIN	MPG	FG-A	FG%	3FG-A	3FG%	FT-A	FT%	REB / AVG.	AST / TO	BS / S	TP	AVG.
2014-15	23-6	324	14.1	47-91	.516	1-14	.071	18-25	.720	50 / 2.2	7 / 16	14 / 9	113	4.9
2015-16	22-4	331	15.0	37-92	.402	1-12	.083	24-33	.727	77 / 3.5	5 / 15	25 / 10	99	4.5
<b>TOTAL</b>	<b>45-10</b>	<b>655</b>	<b>14.6</b>	<b>84-183</b>	<b>.459</b>	<b>2-26</b>	<b>.077</b>	<b>42-58</b>	<b>.724</b>	<b>127 / 2.8</b>	<b>12 / 31</b>	<b>39 / 19</b>	<b>212</b>	<b>4.7</b>



## KEVIN PURYEAR

FR // F // 6-7 / 236

Blue Springs, Mo.

South High School

### LAST GAME (AT ALABAMA 2-6-16)

FG	FGA	3FG	3FGA	FT	FTA	REB	PTS
9	17	2	3	2	2	6	22

## PURYEAR 2015-16 GAME-BY-GAME

Opponent	Date	GS	Min	FG	FGA	Pct	3FG	FGA	Pct	FT	FTA	Pct	Off	Def	Tot	Avg	PF	FO	A	TO	Blk	Stl	Pts	Avg
WOFFORD	11-13-15	*	32	8-14	.571	1-3	.333	3-4	.750	0	5	5	5.0	1	0	0	2	0	0	2	0	1	20	20.0
UMES	11-15-15	*	26	4-7	.571	0-0	.000	5-6	.833	1	4	5	5.0	0	0	1	2	0	1	2	0	1	13	16.5
at Xavier	11-17-15	*	29	4-9	.444	0-2	.000	4-4	1.000	0	5	5	5.0	3	0	0	1	0	0	1	0	0	12	15.0
vs Kansas State	11-23-15	*	31	4-9	.444	0-0	.000	1-2	.500	1	2	3	4.5	2	0	0	0	0	1	0	1	0	9	13.5
vs Northwestern	11-24-15	*	29	6-11	.545	0-2	.000	2-4	.500	1	3	4	4.4	1	0	1	2	0	0	2	0	14	13.6	
ARKANSAS ST.	12-1-15	*	21	4-7	.571	0-1	.000	2-3	.667	2	5	7	4.8	2	0	1	3	0	0	3	0	10	13.0	
NORTHERN ILL.	12-4-15	*	24	6-10	.600	0-0	.000	5-5	1.000	0	1	1	4.3	1	0	0	4	0	0	4	0	17	13.6	
OMAHA	12-9-15	*	25	5-8	.625	1-2	.500	7-8	.875	2	6	8	4.8	2	0	1	1	0	1	1	0	1	18	14.1
at Arizona	12-13-15	*	22	2-10	.200	0-2	.000	0-1	.000	4	1	5	4.8	1	0	1	1	0	0	1	0	4	13.0	
NC STATE	12-19-15	*	25	1-2	.500	0-0	.000	2-2	1.000	0	2	2	4.5	1	0	0	0	0	0	0	0	4	12.1	
vs Illinois	12-23-15	*	19	5-8	.625	1-2	.500	1-3	.333	1	1	2	4.3	2	0	0	2	0	0	2	0	12	12.1	
ARKANSAS-PB	12-29-15	*	17	4-9	.444	0-0	.000	5-6	.833	4	4	8	4.6	1	0	0	2	1	2	1	2	13	12.2	
SAVANNAH ST	1-2-16	*	15	2-5	.400	0-0	.000	4-4	1.000	1	3	4	4.5	1	0	1	0	0	0	0	0	8	11.8	
at Georgia	1-6-16	*	27	5-9	.556	0-1	.000	9-10	.900	1	2	3	4.4	2	0	0	1	0	0	1	0	1	19	12.4
AUBURN	1-9-16	*	28	4-9	.444	1-1	1.000	5-6	.833	4	7	11	4.9	4	0	1	3	0	1	3	0	1	14	12.5
ARKANSAS	1-12-16	*	29	3-7	.429	0-2	.000	2-2	1.000	0	3	3	4.8	2	0	1	1	0	0	0	0	8	12.2	
at S. Carolina	1-16-16	*	12	0-1	.000	0-0	.000	2-2	1.000	0	1	1	4.5	4	0	0	3	0	2	2	2	2	11.6	
GEORGIA	1-20-16	*	25	4-8	.500	0-1	.000	2-2	1.000	1	6	7	4.7	0	0	0	0	0	0	0	0	10	11.5	
at Texas A&M	1-23-16	*	30	3-8	.375	0-1	.000	5-7	.714	1	5	6	4.7	2	0	1	2	0	0	1	0	0	11	11.5
at Kentucky	1-27-16	*	19	4-7	.571	0-0	.000	2-2	1.000	0	1	1	4.6	1	0	0	1	0	0	1	0	0	10	11.4
MISSISSIPPI ST	1-30-16	*	20	1-5	.200	0-0	.000	0-0	.000	0	0	0	4.3	0	0	0	1	0	0	1	0	0	2	11.0
OLE MISS	2-3-16	*	28	4-11	.364	0-1	.000	1-2	.500	2	3	5	4.4	2	0	0	1	0	0	1	0	0	9	10.9
at Alabama	2-6-16	*	30	9-17	.529	2-3	.667	2-2	1.000	2	4	6	4.4	2	0	0	1	0	0	1	0	0	22	11.3
at Vanderbilt	2-10-16																							
TENNESSEE	2-13-16																							
S. CAROLINA	2-16-16																							
at Arkansas	2-20-16																							
at Ole Miss	2-23-16																							
TEXAS A&M	2-27-16																							
at LSU	3-1-16																							
FLORIDA	3-5-16																							

### 2015-16 (FRESHMAN):

- Has hit double figures in scoring in 15-of-23 games in 2015-16.
- Season-best scoring output at Alabama (Feb. 6), netting 22 points on season highs in FGM (9) and FGA (17), and also snagging 6 rebounds.
- Became the 12th freshman in program history to record 200 points and 100 rebounds in a season with his effort against the Crimson Tide.
- Matched season high in steals (2) at No. 19 South Carolina (Jan. 16).
- First career double-double in the 76-61 win vs. Auburn (Jan. 9), recording 14 points (4-of-9 FG, 1-of-1 3PT, 5-of-6 FT) and 11 rebounds.
- Career highs in FT (9) and FTA (10) to reach 19 points (5-of-9 FG) in the game at Georgia (Jan. 6).
- 13 points (4-of-9 FG, 5-of-6 FT) and eight rebounds in 17 minutes in the 78-25 win vs. Arkansas-Pine Bluff (Dec. 29).
- Then-season-best eight rebounds to go along with 18 points (5-of-8 FG, 1-of-2 3PT, 7-of-8 FT) vs. Omaha (Dec. 9).
- Scored 20 points (8-of-14 FG, 1-of-3 3PT, 3-of-4 FT) in his collegiate debut, leading Mizzou past Wofford (Nov. 13), 83-74.
- Joined an exclusive list of debuts, with other recent 20-point Tiger freshman performances including: Montaque Gill-Ceaser, 21 points vs. UMKC (Nov. 14, 2014), Jevon Crudup, 22 points at Rutgers (Nov. 27, 1990), Steve Stipanovich, 23 points vs. Southwest Texas State (Nov. 30, 1979).

### BLUE SPRINGS SOUTH HIGH SCHOOL:

- Averaged 20.1 points and 7.8 rebounds per game while shooting 53.4 percent from the floor as a senior at Blue Springs South.
- Led South to its first Missouri Class 5 State Championship in school history at Mizzou Arena as a senior.
- Was a Missouri Class 5 All-State selection as a junior and senior.
- Chose Mizzou over offers from Arkansas, Ole Miss, Nebraska, Oklahoma State and Creighton.

### PERSONAL:

- Son of Kevin and Vicki Puryear.
- Born Nov. 18, 1996, in New Brunswick, N.J.
- Has two sisters, Aleyse and Kendall.
- Grew up dreaming of chance to play at Mizzou.
- Favorite sports movie is *Coach Carter*.
- Favorite professional athlete to follow is LeBron James.
- Would like to pursue a career in basketball.

## #24 AT A GLANCE

### 2015-16 Career

Scored 10+ points	15	-
Scored 15+ points	5	-
Scored 20+ points	2	-
Hit 5+ FGs	7	-
Hit 2+ 3-pointers	1	-
Attempted 10+ FGs	6	-
Grabbed 5+ rebounds	12	-
Multiple steals	2	-
Played 20+ minutes	17	-
Played 30+ minutes	4	-

## #24 GAME HIGHS

### 2015-16 Career

22, at Alabama	-
2-6-16 <b>PTS</b>	-
9, at Alabama	-
2-6-16 <b>FGM</b>	-
17, at Alabama	-
2-6-16 <b>FGA</b>	-
2, at Alabama	-
2-6-16 <b>3PTM</b>	-
3, Twice	-
<b>3PTA</b>	-
9, at Georgia	-
1-6-16 <b>FTM</b>	-
10, at Georgia	-
1-6-16 <b>FTA</b>	-
11, Auburn	-
1-9-16 <b>REB</b>	-
1, 9 times	-
<b>ASST</b>	-
1, Twice	-
<b>BLKS</b>	-
2, Twice	-
<b>STLS</b>	-

## PURYEAR CAREER STATS

SEASON	G-GS	MIN	MPG	FG-A	FG%	3FG-A	3FG%	FT-A	FT%	REB / AVG.	AST / TO	BS / S	TP	AVG.
2015-16	23-23	563	24.5	92-191	.482	6-24	.250	71-87	.816	102 / 4.4	9 / 34	2 / 9	261	11.3
<b>Total</b>	<b>23-23</b>	<b>563</b>	<b>24.5</b>	<b>92-191</b>	<b>.482</b>	<b>6-24</b>	<b>.250</b>	<b>71-87</b>	<b>.816</b>	<b>102 / 4.4</b>	<b>9 / 34</b>	<b>2 / 9</b>	<b>261</b>	<b>11.3</b>





## RUSSELL WOODS

JR // F // 6-8 // 225

Chicago, Ill. // Simeon Career Academy

John A. Logan College (Ill.)

### LAST GAME (OLE MISS 2-3-16)

FG	FGA	3FG	3FGA	FT	FTA	REB	PTS
1	1	0	0	0	1	1	2

## WOODS 2015-16 GAME-BY-GAME

Opponent	Date	GS	Min	FG	FGA	Pct	3FG	FGA	Pct	FT	FTA	Pct	Off	Def	Tot	Avg	PF	FO	A	TO	Blk	Stl	Pts	Avg
WOFFORD	11-13-15	13	4-5	.800	0-0	.000	1-1	1.000	1	2	3	3.0	3	0	0	0	0	0	0	0	0	9	9.0	
UMES	11-15-15	15	0-0	.000	0-0	.000	1-4	.250	0	1	1	2.0	2	0	1	0	1	0	1	0	1	0	1	5.0
at Xavier	11-17-15	8	0-0	.000	0-0	.000	0-0	.000	2	1	3	2.3	3	0	0	0	0	0	0	0	0	0	3.3	
vs Kansas State	11-23-15	19	2-3	.667	0-0	.000	0-0	.000	1	0	1	2.0	3	0	0	0	0	0	0	0	0	4	3.5	
vs Northwestern	11-24-15	12	0-0	.000	0-0	.000	0-0	.000	0	1	1	1.8	3	0	0	0	0	0	0	0	0	0	2.8	
ARKANSAS ST.	12-1-15	11	4-6	.667	0-0	.000	0-4	.000	2	2	4	2.2	3	0	0	1	1	0	0	0	0	8	3.7	
NORTHERN ILL.	12-4-15	15	4-4	1.000	0-0	.000	1-2	.500	1	3	4	2.4	4	0	1	1	0	0	0	0	0	9	4.4	
OMAHA	12-9-15	15	3-3	1.000	0-0	.000	0-0	.000	1	1	2	2.4	3	0	0	0	0	0	0	0	0	6	4.6	
at Arizona	12-13-15	22	1-5	.200	0-0	.000	3-6	.500	1	3	4	2.6	4	0	0	0	0	0	0	0	0	5	4.7	
NC STATE	12-19-15	19	2-3	.667	0-0	.000	0-0	.000	0	4	4	2.7	3	0	2	0	1	0	1	0	4	4.6		
vs Illinois	12-23-15	24	3-5	.600	0-0	.000	1-2	.500	3	7	10	3.4	2	0	1	2	0	1	2	0	1	7	4.8	
ARKANSAS-PB	12-29-15	*	15	2-4	.500	0-0	.000	2-3	.667	4	6	10	3.9	3	0	1	3	0	0	0	0	6	4.9	
SAVANNAH ST	1-2-16	*	18	3-3	1.000	0-0	.000	1-2	.500	0	3	3	3.8	1	0	1	0	2	2	7	5.1			
at Georgia	1-6-16	*	8	0-1	.000	0-0	.000	0-0	.000	1	0	1	3.6	4	0	0	0	0	0	0	0	0	4.7	
AUBURN	1-9-16	*	7	1-1	1.000	0-0	.000	1-2	.500	0	0	0	3.4	4	0	0	1	0	0	0	0	3	4.6	
ARKANSAS	1-12-16	*	19	0-2	.000	0-0	.000	2-2	1.000	1	2	3	3.4	2	0	0	1	0	0	1	0	2	4.4	
at S. Carolina	1-16-16	*	22	0-2	.000	0-0	.000	1-2	.500	0	2	2	3.3	1	0	0	1	0	0	0	0	1	4.2	
GEORGIA	1-20-16		15	0-1	.000	0-0	.000	0-0	.000	0	0	0	3.1	0	0	0	1	0	0	0	0	0	4.0	
at Texas A&M	1-23-16		18	0-2	.000	0-0	.000	0-3	.000	2	1	3	3.1	4	0	1	0	0	0	0	0	0	3.8	
at Kentucky	1-27-16		18	0-0	.000	0-0	.000	0-0	.000	0	1	1	3.0	2	0	0	0	0	0	0	0	0	3.6	
MISSISSIPPI ST	1-30-16		11	1-2	.500	0-0	.000	0-2	.000	3	1	4	3.0	1	0	1	1	0	0	0	0	2	3.5	
OLE MISS	2-3-16		7	1-1	1.000	0-0	.000	0-1	.000	1	0	1	3.0	3	0	0	0	0	0	0	0	2	3.5	
at Alabama	2-6-16		DNP-Susp.																					
at Vanderbilt	2-10-16																							
TENNESSEE	2-13-16																							
S. CAROLINA	2-16-16																							
at Arkansas	2-20-16																							
at Ole Miss	2-23-16																							
TEXAS A&M	2-27-16																							
at LSU	3-1-16																							
FLORIDA	3-5-16																							

### 2015-16 (JUNIOR):

- Back-to-back games with 10 rebounds with his effort vs. Arkansas-Pine Bluff (Dec. 29), his first career start.
- Grabbed 10 rebounds vs. Illinois (Dec. 23), a career-best and the most for a Mizzou player at that point in the 2015-16 season.
- Played a season-high 22 minutes off the bench at No. 13 Arizona (Dec. 13), scoring five points.
- Matched season highs in points (9) and rebounds (4) on a perfect night of shooting from the field (4-of-4 FG, 1-of-2 FT) in the 78-71 win vs. Northern Illinois (Dec. 4).
- Scored 9 points (4-of-5 FG, 1-of-1 FT) in his Mizzou debut vs. Wofford (Nov. 13), logging 13 minutes off the bench.

### JUNIOR COLLEGE (JOHN A. LOGAN COLLEGE):

- Averaged 14.1 points and 7.2 rebounds per game and shot 61-percent from the field during the 2014-15 season at John A. Logan.
- Led John A. Logan College to a 27-7 record in 2014-15.
- Anchored the post as John A. Logan captured a Great Rivers

Athletic Conference title and an NJCAA National Tournament berth.

- As a freshman, recorded 6.1 points per game while shooting 49.6-percent from the field.

### HIGH SCHOOL:

- Won an Illinois state title as a senior at Simeon Career Academy.
- Played alongside Milwaukee Bucks forward and former No. 2 NBA Draft selection Jabari Parker.
- Transferred to Simeon from Leo Catholic High School in Chicago after his junior year.
- Earned all-state recognition as a junior at Leo Catholic.

### PERSONAL:

- Son of Vivian Winters and Russell Woods, Sr.
- Born Dec. 5, 1994, in Chicago, Ill.
- Enjoys cooking in his spare time.

## #25 AT A GLANCE

### 2015-16 Career

Scored 5+ points	8	-
Scored 10+ points	-	-
Hit 3+ FGs	6	-
Grabbed 5+ rebounds	2	-
Recorded 2+ blocks	1	-
Played 20+ minutes	3	-

## #25 GAME HIGHS

### 2015-16 Career

9, Twice		-
	<b>PTS</b>	-
4, 3 times		-
	<b>FGM</b>	-
6, Arkansas St.		-
12-1-15	<b>FGA</b>	-
-		-
-	<b>3PTM</b>	-
-		-
-	<b>3PTA</b>	-
3, at Arizona		-
12-13-15	<b>FTM</b>	-
6, at Arizona		-
12-13-15	<b>FTA</b>	-
10, Twice		-
	<b>REB</b>	-
2, NC State		-
12-19-15	<b>ASST</b>	-
2, Savannah St.		-
1-2-16	<b>BLKS</b>	-
2, Savannah St.		-
1-2-16	<b>STLS</b>	-

## WOODS CAREER STATS

SEASON	G-GS	MIN	MPG	FG-A	FG%	3FG-A	3FG%	FT-A	FT%	REB / AVG.	AST / TO	BS / S	TP	AVG.
2015-16	22-6	331	15.0	31-53	.585	0-0	.000	14-36	.389	65 / 3.0	9 / 12	5 / 4	76	3.5
TOTAL	22-6	331	15.0	31-53	.585	0-0	.000	14-36	.389	65 / 3.0	9 / 12	5 / 4	76	3.5



# ADAM WOLF

FR // F // 6-7 // 202

Beaver Dam, Wis.

Beaver Dam High School

## LAST GAME (AT ALABAMA 2-6-16)

FG	FGA	3FG	FGA	FT	FTA	REB	PTS
0	1	0	1	0	0	3	0

## WOLF 2015-16 GAME-BY-GAME

Opponent	Date	GS	Min	FG	FGA	Pct	3FG	FGA	Pct	FT	FTA	Pct	Off	Def	Tot	Avg	PF	FO	A	TO	Blk	Stl	Pts	Avg
WOFFORD	11-13-15	DNP																						
UMES	11-15-15	DNP																						
at Xavier	11-17-15	DNP																						
vs Kansas State	11-23-15	DNP																						
vs Northwestern	11-24-15	DNP																						
ARKANSAS ST.	12-1-15	DNP																						
NORTHERN ILL.	12-4-15	DNP																						
OMAHA	12-9-15	DNP																						
at Arizona	12-13-15	1	1-1	1.000	1-1	1.000	0-0	.000	0-0	.000	0-0	.000	0	0	0	0.0	0	0	0	0	0	3	3.0	
NC STATE	12-19-15	DNP																						
vs Illinois	12-23-15	DNP																						
ARKANSAS-PB	12-29-15	5	3-4	.750	0-0	.000	0-0	.000	0-0	.000	1-2	.500	1	2	3	1.5	0	0	0	0	2	1	6	4.5
SAVANNAH ST	1-2-16	3	0-1	.000	0-1	.000	0-0	.000	0-0	.000	0-2	.000	0	2	2	1.7	0	0	0	0	0	0	0	3.0
at Georgia	1-6-16	DNP																						
AUBURN	1-9-16	DNP																						
ARKANSAS	1-12-16	DNP																						
at S. Carolina	1-16-16	DNP																						
GEORGIA	1-20-16	DNP																						
at Texas A&M	1-23-16	DNP																						
at Kentucky	1-27-16	1	0-0	.000	0-0	.000	0-0	.000	0-0	.000	0-0	.000	0	0	0	1.3	0	0	0	0	0	0	0	2.3
MISSISSIPPI ST	1-30-16	DNP																						
OLE MISS	2-3-16	DNP																						
at Alabama	2-6-16	12	0-1	.000	0-1	.000	0-0	.000	0-0	.000	0-3	.000	0	3	3	1.6	3	0	0	0	0	0	0	1.8
at Vanderbilt	2-10-16																							
TENNESSEE	2-13-16																							
S. CAROLINA	2-16-16																							
at Arkansas	2-20-16																							
at Ole Miss	2-23-16																							
TEXAS A&M	2-27-16																							
at LSU	3-1-16																							
FLORIDA	3-5-16																							

### 2015-16 (FRESHMAN):

- Season-high 12 minutes of action off the bench at Alabama (Feb. 6), recording a season-best 3 rebounds.
- 6 points (3-of-4 FG) in just five minutes to close out the 78-25 win vs. Arkansas-Pine Bluff (Dec. 29), including 3 rebounds and 2 blocks
- Scored his first career points on a three-pointer in his first minute of collegiate action at No. 13 Arizona (Dec. 13).

### HIGH SCHOOL:

- Averaged 17.0 points and 7.5 rebounds per game and helped lead Beaver Dam High School to a 19-win season as a senior.
- Earned Little Ten Conference Co-Player of the Year honors for his tremendous play on the court.
- Played three seasons at Lake Forest High School in Illinois before transferring to Beaver Dam High School in Wisconsin for his senior season.
- Battled injuries through career at Lake Forest, averaging 6.3 points and 3.3 points per game as a junior while playing through a stress fracture.

- Passed up several Division II scholarship offers to accept Coach Anderson's walk-on opportunity at Mizzou.

### PERSONAL:

- Son of John and Jamie Wolf.
- Born on March 21, 1997, in Milwaukee, Wis.
- Has an older sister, Danielle, and younger sister, Lilly.
- Would like to work in business at the conclusion of his basketball-playing career.
- Father, John, was a walk-on basketball player at Marquette from 1989-91.
- Favorite movie is *Star Wars*.

## #32 AT A GLANCE

### 2015-16 Career

Scored 5+ points	1	-
Scored 10+ points	-	-
Hit 3+ FGs	1	-
Recorded 3+ rebounds	2	-
Recorded 2+ blocks	1	-
Played 10+ minutes	1	-

## #32 GAME HIGHS

### 2015-16 Career

6, Arkansas-PB		-
12-29-15	<b>PTS</b>	-
3, Arkansas-PB		-
12-29-15	<b>FGM</b>	-
4, Arkansas-PB		-
12-29-15	<b>FGA</b>	-
1, at Arizona		-
12-13-15	<b>3PTM</b>	-
1, Twice		-
	<b>3PTA</b>	-
-		-
-	<b>FTM</b>	-
-		-
-	<b>FTA</b>	-
3, Twice		-
	<b>REB</b>	-
-		-
-	<b>ASST</b>	-
2, Arkansas-PB		-
12-29-15	<b>BLKS</b>	-
1, Arkansas-PB		-
12-29-15	<b>STLS</b>	-

## WOLF CAREER STATS

SEASON	G-GS	MIN	MPG	FG-A	FG%	3FG-A	3FG%	FT-A	FT%	REB / AVG.	AST / TO	BS / S	TP	AVG.
2015-16	5-0	22	4.4	4-7	.571	1-3	.333	0-0	.000	8 / 1.6	0 / 0	2 / 1	9	1.8
<b>TOTAL</b>	<b>5-0</b>	<b>22</b>	<b>4.4</b>	<b>4-7</b>	<b>.571</b>	<b>1-3</b>	<b>.333</b>	<b>0-0</b>	<b>.000</b>	<b>8 / 1.6</b>	<b>0 / 0</b>	<b>2 / 1</b>	<b>9</b>	<b>1.8</b>


**CULLEN VANLEER**

FR // G // 6-4 // 200

Pacific, Mo.

Pacific High School

**LAST GAME (AT ALABAMA 2-6-16)**

FG	FGA	3FG	3FGA	FT	FTA	AST	PTS
1	4	1	4	1	2	0	4

**VANLEER 2015-16 GAME-BY-GAME**

Opponent	Date	GS	Min	FG	FGA	Pct	3FG	3FGA	Pct	FT	FTA	Pct	Off	Def	Tot	Avg	PF	FO	A	TO	Blk	Stl	Pts	Avg
WOFFORD	11-13-15	12	2-2	1.000	1-1	1.000	0-1	0.000	0-0	0.000	0-0	0.000	1	0	1	1.0	0	0	2	0	0	0	5	5.0
UMES	11-15-15	9	1-3	.333	1-3	.333	0-0	0.000	0-0	0.000	0-0	0.000	0	0	0	0.5	1	0	0	0	0	1	3	4.0
at Xavier	11-17-15	22	5-9	.556	3-7	.429	0-0	0.000	0-0	0.000	0-0	0.000	0	0	0	0.3	2	0	0	1	0	2	13	7.0
vs Kansas State	11-23-15	17	2-5	.400	2-5	.400	0-0	0.000	0-0	0.000	0-0	0.000	0	3	3	1.0	2	0	0	0	0	0	6	6.8
vs Northwestern	11-24-15	15	1-5	.200	1-4	.250	0-0	0.000	1-1	1.000	1-1	1.000	1	1	2	1.2	2	0	1	0	0	0	3	6.0
ARKANSAS ST.	12-1-15	16	2-6	.333	2-4	.500	0-0	0.000	1-2	0.500	1-2	0.500	1	2	3	1.5	3	0	1	1	0	0	6	6.0
NORTHERN ILL.	12-4-15	14	1-4	.250	1-4	.250	0-0	0.000	0-0	0.000	0-0	0.000	0	0	0	1.3	0	0	2	0	0	1	3	5.6
OMAHA	12-9-15	19	1-4	.250	1-3	.333	0-0	0.000	0-0	0.000	0-0	0.000	0	3	3	1.5	3	0	1	0	0	0	3	5.3
at Arizona	12-13-15	11	0-3	.000	0-3	.000	0-0	0.000	0-0	0.000	0-0	0.000	0	1	1	1.4	0	0	0	1	0	0	0	4.7
NC STATE	12-19-15	24	4-7	.571	4-7	.571	0-0	0.000	0-0	0.000	0-0	0.000	0	2	2	1.5	1	0	1	0	0	0	12	5.4
vs Illinois	12-23-15	20	0-2	.000	0-2	.000	0-0	0.000	0-0	0.000	0-0	0.000	0	2	2	1.5	3	0	1	0	0	0	0	4.9
ARKANSAS-PB	12-29-15	22	2-3	.667	1-2	.500	0-0	0.000	0-0	0.000	0-0	0.000	0	2	2	1.6	1	0	1	0	0	0	5	4.9
SAVANNAH ST	1-2-16	17	1-2	.500	0-1	.000	0-0	0.000	1-1	1.000	1-1	1.000	1	2	3	1.6	2	0	2	2	0	0	2	4.7
at Georgia	1-6-16	8	1-4	.250	1-3	.333	0-0	0.000	0-0	0.000	0-0	0.000	0	0	0	1.5	0	0	0	0	0	0	3	4.6
AUBURN	1-9-16	16	0-5	.000	0-2	.000	2-2	1.000	1-2	0.500	1-2	0.500	1	2	3	1.6	0	0	0	0	0	0	2	4.4
ARKANSAS	1-12-16	17	1-3	.333	1-3	.333	0-0	0.000	0-0	0.000	0-0	0.000	0	0	0	1.5	2	0	1	0	0	1	3	4.3
at S. Carolina	1-16-16	8	0-2	.000	0-2	.000	0-0	0.000	0-0	0.000	0-0	0.000	0	0	0	1.4	1	0	0	0	1	0	0	4.1
GEORGIA	1-20-16	14	1-5	.200	1-4	.250	0-0	0.000	1-1	1.000	1-1	1.000	1	0	1	1.4	0	0	0	1	0	0	3	4.0
at Texas A&M	1-23-16	18	0-3	.000	0-3	.000	0-0	0.000	0-0	0.000	0-0	0.000	0	1	1	1.4	0	0	1	0	0	0	0	3.8
at Kentucky	1-27-16	20	3-6	.500	1-3	.333	0-1	0.000	0-0	0.000	0-0	0.000	0	1	1	1.4	3	0	1	1	0	0	7	4.0
MISSISSIPPI ST	1-30-16	14	0-5	.000	0-4	.000	0-0	0.000	0-0	0.000	0-0	0.000	0	0	0	1.3	0	0	2	0	0	0	0	3.8
OLE MISS	2-3-16	16	3-7	.429	2-6	.333	2-2	1.000	0-1	0.000	0-1	0.000	0	1	1	1.3	2	0	0	1	0	2	10	4.0
at Alabama	2/6/16	24	1-4	.250	1-4	.250	1-2	.500	0-0	0.000	0-0	0.000	0	0	0	1.2	2	0	0	0	0	0	4	4.0
at Vanderbilt	2-10-16																							
TENNESSEE	2-13-16																							
S. CAROLINA	2-16-16																							
at Arkansas	2-20-16																							
at Ole Miss	2-23-16																							
TEXAS A&M	2-27-16																							
at LSU	3-1-16																							
FLORIDA	3-5-16																							

**2015-16 (FRESHMAN):**

- 10 points (3-of-7 FG, 2-of-6 3PT, 2-of-2 FT) vs. Ole Miss (Feb. 3), hitting multiple three-pointers for the 5th time this season.
- Multiple assists for the fourth time vs. Mississippi State (Jan. 30).
- First career block at No. 19 South Carolina (Jan. 16).
- Season-high four three-pointers on 4-of-7 3PT shooting in the game vs. NC State (Dec. 19), scoring 12 points.
- Season-best 13 points (5-of-9 FG, 3-of-7 3PT) at Xavier (Nov. 17), leading the Tigers in scoring for the first time.
- Hit on his two field goal attempts in his collegiate debut vs. Wofford (Nov. 13), including his first career 3-pointer.

**PACIFIC HIGH SCHOOL:**

- Averaged 23.5 points and 7.3 rebounds per game for Pacific High School as a senior.
- Became the all-time leading scorer in Pacific history, snapping a record that stood since 1954.
- Reached 1,000 career points in just 58 games
- Named Missouri Class 4 Co-Player of the Year.

- Was a MBCA Class 4 All-State selection.
- Added academic all-conference honors as a senior.
- Also competed in golf in high school, receiving first team all-conference recognition.

**PERSONAL:**

- Son of John and Lori VanLeer.
- Born on May 25, 1996, in Beaufort, Mo.
- Both parents attended Missouri State and work as educators, with mother, Lori, working as a superintendent and father, John, working as a physical education teacher and coach.
- Has been a fan of Mizzou Basketball since childhood.
- Showed cattle as a youngster.
- Has a younger brother named Cameron.
- Favorite sports movie is *Glory Road*.
- Would like to follow in his parents' footsteps and become a teacher or coach, or work in the physical therapy field.

**#33 AT A GLANCE**
**2015-16 Career**

Scored 5+ points	8	-
Scored 10+ points	3	-
Hit 3+ FGs	4	-
Hit 2+ 3PT FGs	5	-
Multiple assists	4	-
Multiple steals	2	-
Played 15+ minutes	15	-
Played 20+ minutes	6	-

**#33 GAME HIGHS**
**2015-16 Career**

13, at Xavier		-
11-17-15	<b>PTS</b>	-
5, at Xavier		-
11-17-15	<b>FGM</b>	-
9, at Xavier		-
11-17-15	<b>FGA</b>	-
4, NC State		-
12-19-15	<b>3PTM</b>	-
7, Twice		-
	<b>3PTA</b>	-
2, Twice		-
	<b>FTM</b>	-
2, Twice		-
	<b>FTA</b>	-
3, 4 times		-
	<b>REB</b>	-
2, 4 times		-
	<b>ASST</b>	-
1, at S. Carolina		-
1-16-16	<b>BLKS</b>	-
2, Twice		-
	<b>STLS</b>	-

**VANLEER CAREER STATS**

SEASON	G-GS	MIN	MPG	FG-A	FG%	3FG-A	3FG%	FT-A	FT%	REB / AVG.	AST / TO	BS / S	TP	AVG.
2015-16	23-0	373	16.2	32-99	.323	24-80	.300	5-8	.625	28 / 1.2	17 / 8	1 / 7	93	4.0
<b>TOTAL</b>	<b>23-0</b>	<b>373</b>	<b>16.2</b>	<b>32-99</b>	<b>.323</b>	<b>24-80</b>	<b>.300</b>	<b>5-8</b>	<b>.625</b>	<b>28 / 1.2</b>	<b>17 / 8</b>	<b>1 / 7</b>	<b>93</b>	<b>4.0</b>



## RYAN ROSBURG

SR // F // 6-10 // 260

Chesterfield, Mo.

Marquette High School

### LAST GAME (AT ALABAMA 2-6-16)

FG	FGA	3FG	FGA	FT	FTA	REB	PTS
7	12	0	0	3	3	7	17

## ROSBURG 2015-16 GAME-BY-GAME

Opponent	Date	GS	Min	FG	FGA	Pct	3FG	FGA	Pct	FT	FTA	Pct	Off	Def	Tot	Avg	PF	FO	A	TO	Blk	Stl	Pts	Avg
WOFFORD	11-13-15	20	1-2	.500	0-0	.000	4-6	.667	0	3	3	3.0	3	0	0	0	0	0	0	0	1	6	6.0	
UMES	11-15-15	10	0-0	.000	0-0	.000	0-0	.000	0	3	3	3.0	1	0	0	0	1	0	0	1	0	0	3.0	
at Xavier	11-17-15	9	0-0	.000	0-0	.000	1-2	.500	1	0	1	2.3	1	0	0	1	1	0	1	1	0	1	2.3	
vs Kansas State	11-23-15	7	0-0	.000	0-0	.000	0-2	.000	1	0	1	2.0	3	0	1	0	0	0	0	0	0	0	1.8	
vs Northwestern	11-24-15	*	28	4-9	.444	0-0	.000	0-3	.000	3	6	9	3.4	3	0	0	1	0	0	1	0	8	3.0	
ARKANSAS ST.	12-1-15	*	29	5-9	.556	0-0	.000	0-0	.000	0	2	2	3.2	3	0	0	1	0	0	0	0	10	4.2	
NORTHERN ILL.	12-4-15	*	21	2-2	1.000	0-0	.000	0-0	.000	3	4	7	3.7	4	0	1	1	2	0	4	4.1			
OMAHA	12-9-15	*	19	2-4	.500	0-0	.000	0-0	.000	1	2	3	3.6	4	0	1	2	0	0	4	4.1			
at Arizona	12-13-15	*	14	1-2	.500	0-0	.000	0-0	.000	1	3	4	3.7	3	0	0	1	1	0	2	3.9			
NC STATE	12-19-15	*	15	1-2	.500	0-0	.000	0-1	.000	2	4	6	3.9	4	0	1	1	0	0	2	3.7			
vs Illinois	12-23-15	*	15	1-3	.333	0-0	.000	0-0	.000	0	3	3	3.8	1	0	1	1	0	1	2	3.5			
ARKANSAS-PB	12-29-15	11	1-2	.500	0-0	.000	1-1	1.000	0	0	0	3.5	2	0	0	0	0	0	1	3	3.5			
SAVANNAH ST	1-2-16	15	2-3	.667	0-0	.000	1-3	.333	1	4	5	3.6	1	0	0	0	0	0	0	5	3.6			
at Georgia	1-6-16	14	1-2	.500	0-0	.000	2-3	.667	1	4	5	3.7	2	0	0	1	0	1	4	3.6				
AUBURN	1-9-16	21	2-2	1.000	0-0	.000	0-0	.000	0	2	2	3.6	4	0	0	2	0	1	4	3.7				
ARKANSAS	1-12-16	10	2-2	1.000	0-0	.000	0-0	.000	1	1	2	3.5	1	0	0	1	0	0	4	3.7				
at S. Carolina	1-16-16	14	6-6	1.000	0-0	.000	0-0	.000	0	0	0	3.3	5	1	0	1	0	0	12	4.2				
GEORGIA	1-20-16	*	25	3-4	.750	0-0	.000	0-1	.000	0	5	5	3.4	1	0	0	1	1	0	6	4.3			
at Texas A&M	1-23-16	*	18	5-6	.833	0-0	.000	0-0	.000	1	3	4	3.4	5	1	0	1	1	0	10	4.6			
at Kentucky	1-27-16	*	11	1-3	.333	0-0	.000	0-1	.000	0	1	1	3.3	1	0	0	0	0	0	2	4.5			
MISSISSIPPI ST	1-30-16	*	9	1-2	.500	0-0	.000	4-4	1.000	0	1	1	3.2	0	0	0	0	1	0	6	4.5			
OLE MISS	2-3-16	*	33	1-2	.500	0-0	.000	0-3	.000	2	1	3	3.2	4	0	2	0	1	0	2	4.4			
at Alabama	2-6-16	*	23	7-12	.583	0-0	.000	3-3	1.000	5	2	7	3.3	4	0	0	1	0	1	17	5.0			
at Vanderbilt	2-10-16																							
TENNESSEE	2-13-16																							
S. CAROLINA	2-16-16																							
at Arkansas	2-20-16																							
at Ole Miss	2-23-16																							
TEXAS A&M	2-27-16																							
at LSU	3-1-16																							
FLORIDA	3-5-16																							

### 2015-16 (SENIOR):

- Career game at Alabama (Feb. 6), scoring 17 points on career highs in FGM (7) and FGA (12), also grabbing 7 rebounds and recording 1 steal.
- Matched career-high with 4 FTM vs. Mississippi State (Jan. 30).
- 10 points on 5-of-6 FG shooting at No. 10 Texas A&M (Jan. 23).
- Career-high 6 FGM in a perfect shooting game at No. 19 South Carolina (Jan. 16) for his fourth career game in double-figure scoring.
- 10 points (5-of-9 FG) vs. Arkansas State (Dec. 1).
- 8 points (4-of-9 FG), 9 rebounds in first start of season vs. Northwestern (Nov. 24).

### 2014-15 (JUNIOR):

- Appeared in 30 or more games for the third consecutive season, earning 17 starts for Mizzou as a junior.
- Season-best 12 points on 6-of-7 FG shooting vs. Mississippi State (Feb. 14).

### 2013-14 (SOPHOMORE):

- Played in all 35 games as a sophomore, making 32 starts.

- Averaged 4.8 points and 4.1 rebounds while shooting an incredibly efficient 71.6 percent from the floor.

### 2012-13 (FRESHMAN):

- Played in 31 games (6.9 MPG) as a reserve for Alex Oriakhi.

### MARQUETTE HIGH SCHOOL:

- One of Missouri's top players his final two seasons of high school and twice earned all-state honors.
- Finished with 1,862 career points, second all-time in school history and is the school's career leaders in rebounding and blocked shots.

### PERSONAL:

- Son of Cindy and Paul Rosburg.
- Born Nov. 12, 1993, in Chesterfield, Mo.
- Has one brother, Andy, who played at Mizzou in 2011-12.

## #44 AT A GLANCE

### 2015-16 Career

Scored 5+ points	9	32
Scored 10+ points	4	6
Grabbed 5+ rebounds	7	26
Grabbed 10+ rebounds	-	2
Recorded 2+ blocks	1	9
Played 20+ minutes	6	40

## #44 GAME HIGHS

### 2015-16 Career

17, at Alabama		17, at Alabama
2-6-16	PTS	2-6-16
7, at Alabama		7, at Alabama
2-6-16	FGM	2-6-16
12, at Alabama		12, at Alabama
2-6-16	FGA	2-6-16
-		-
-	3PTM	-
-		-
-	3PTA	-
4, Twice		4, 4 times
	FTM	
6, Wofford		7, vs. Chaminade
11-13-15	FTA	11-26-14
9, vs. Northwestern		12, at Georgia
11-24-15	REB	2-25-14
2, Ole Miss		2, 5 times
2-3-16	ASST	
2, Northern Illinois		2, 9 times
12-4-15	BLKS	
1, 7 times		2, 3 times
	STLS	

## ROSBURG CAREER STATS

SEASON	G-GS	MIN	MPG	FG-A	FG%	3FG-A	3FG%	FT-A	FT%	REB / AVG.	AST / TO	BS / S	TP	AVG.
2012-13	31-0	213	6.9	11-27	.407	0-0	.000	8-14	.571	41 / 1.3	7 / 6	6 / 1	30	1.0
2013-14	35-32	778	22.2	68-95	.716	0-0	.000	33-58	.569	145 / 4.1	10 / 41	22 / 7	169	4.8
2014-15	30-17	501	16.7	42-84	.500	0-0	.000	15-45	.333	78 / 2.6	8 / 19	18 / 6	99	3.3
2015-16	23-13	391	17.0	49-79	.620	0-0	.000	16-33	.485	77 / 3.3	7 / 17	9 / 6	114	5.0
<b>TOTAL</b>	<b>119-62</b>	<b>1883</b>	<b>15.8</b>	<b>170-285</b>	<b>.596</b>	<b>0-0</b>	<b>.000</b>	<b>72-150</b>	<b>.480</b>	<b>341 / 2.9</b>	<b>32 / 83</b>	<b>55 / 20</b>	<b>412</b>	<b>3.5</b>

NCAA APPEARANCES: '44, '76, '78, '80, '81, '82, '83, '86, '87, '88, '89, '90, '92, '93, '95, '99, '00, '01, '02, '03, '09, '10, '11, '12, '13



**2015-16 MIZZOU OVERALL STATISTICS**

Record	Overall	Home	Away	Neutral
ALL GAMES	8-15	8-5	0-7	0-3
CONFERENCE	1-9	1-4	0-5	0-0
NON-CONFERENCE	7-6	7-1	0-2	0-3

##	Player	TOTAL							3-PTS			REBOUNDS											PF	FO	A	TO	Blk	Stl	Pts	Avg
		GP	GS	Min	Avg	FG	FGA	Pct	3FG	FGA	Pct	FT	FTA	Pct	Off	Def	Tot	Avg												
24	PURYEAR, Kevin	23	23	563	24.5	92	191	.482	6	24	.250	71	87	.816	28	74	102	4.4	37	0	9	34	2	9	261	11.3				
15	CLARK, Wes	23	23	609	26.5	80	207	.386	30	78	.385	51	62	.823	13	55	68	3.0	57	1	67	48	4	22	241	10.5				
12	WRIGHT, Namon	23	17	587	25.5	55	171	.322	23	87	.264	69	89	.775	16	93	109	4.7	44	0	31	36	6	9	202	8.8				
01	PHILLIPS, Terrence	23	23	600	26.1	62	154	.403	23	66	.348	37	48	.771	11	70	81	3.5	79	4	70	53	2	35	184	8.0				
04	ISABELL, Tramaine	20	0	306	15.3	36	97	.371	9	30	.300	30	42	.714	5	30	35	1.8	18	0	24	27	1	17	111	5.6				
10	WALTON, K.J.	23	6	307	13.3	36	83	.434	4	17	.235	44	60	.733	18	23	41	1.8	26	0	19	18	2	10	120	5.2				
44	ROSBURG, Ryan	23	13	391	17.0	49	79	.620	0	0	.000	16	33	.485	23	54	77	3.3	60	2	7	17	9	6	114	5.0				
23	GANT, Jakeenan	22	4	331	15.0	37	92	.402	1	12	.083	24	33	.727	28	49	77	3.5	40	1	5	15	25	10	99	4.5				
33	VANLEER, Cullen	23	0	373	16.2	32	99	.323	24	80	.300	5	8	.625	6	22	28	1.2	30	0	17	8	1	7	93	4.0				
25	WOODS, Russell	22	6	331	15.0	31	53	.585	0	0	.000	14	36	.389	24	41	65	3.0	58	0	9	12	5	4	76	3.5				
05	ALLEN, D'Angelo	18	0	165	9.2	17	32	.531	1	4	.250	3	11	.273	13	26	39	2.2	14	0	6	9	6	5	38	2.1				
32	WOLF, Adam	5	0	22	4.4	4	7	.571	1	3	.333	0	0	.000	1	7	8	1.6	3	0	0	0	2	1	9	1.8				
11	BARTON, Jimmy	7	0	15	2.1	0	6	.000	0	4	.000	0	0	.000	0	0	0	0.0	2	0	1	1	0	2	0	0.0				
TM	TEAM.....														26	39	65	2.8	0			3			0					
	Total.....	23				531	1271	.418	122	405	.301	364	509	.715	212	583	795	34.6	468	8	265	281	65	137	1548	67.3				
	Opponents.....	23				549	1304	.421	172	495	.347	360	518	.695	257	589	846	36.8	441	-	306	277	97	130	1630	70.9				

**2015-16 Statistical Summaries**

Team Statistics	MU	OPP
SCORING	1548	1630
Points per game	67.3	70.9
Scoring margin	-3.6	-
FIELD GOALS-ATT	531-1271	549-1304
Field goal pct	.418	.421
3 POINT FG-ATT	122-405	172-495
3-point FG pct	.301	.347
3-pt FG made per game	5.3	7.5
FREE THROWS-ATT	364-509	360-518
Free throw pct	.715	.695
F-Throws made per game	15.8	15.7
REBOUNDS	795	846
Rebounds per game	34.6	36.8
Rebounding margin	-2.2	-
ASSISTS	265	306
Assists per game	11.5	13.3
TURNOVERS	281	277
Turnovers per game	12.2	12.0
Turnover margin	-0.2	-
Assist/turnover ratio	0.9	1.1
STEALS	137	130
Steals per game	6.0	5.7
BLOCKS	65	97
Blocks per game	2.8	4.2
ATTENDANCE	77259	137963
Home games-Avg/Game	13-5943	7-13817
Neutral site-Avg/Game	-	3-13748

**2015-16 Game-By-Game Scores**

Date	Opponent	W/L	Score	Att.
11-13-15	WOFFORD	W	83-74	5037
11-15-15	UMES	W	73-55	5082
11-17-15	at Xavier	L	66-78	9751
11-23-15	vs Kansas State	L	42-66	13598
11-24-15	vs Northwestern	L	62-67	13189
12-1-15	ARKANSAS STATE	W	88-78	5104
12-4-15	NORTHERN ILLINOIS	W	78-71	6214
12-9-15	OMAHA	W	85-78	5022
12-13-15	at Arizona	L	52-88	14644
12-19-15	NC STATE	L	59-73	8087
12-23-15	vs Illinois	L	63-68	14456
12-29-15	ARKANSAS-PB	W	78-25	6154
1-2-16	SAVANNAH STATE	W	81-50	6037
*1-6-16	at Georgia	L	59-77	5422
*1-9-16	AUBURN	W	76-61	6533
*1-12-16	ARKANSAS	L	61-94	6627
*1-16-16	at South Carolina	L	72-81	15389
*1-20-16	GEORGIA	L	57-60	5453
*1-23-16	at Texas A&M	L	53-66	12198
*1-27-16	at Kentucky	L	54-88	23933
*1-30-16	MISSISSIPPI STATE	L	62-76	7175
*2-3-16	OLE MISS	L	73-76	4734
*2-6-16	at Alabama	L	71-80	15383

SCORE BY PERIODS:	1st	2nd	OT	Total
Mizzou	701	847	-	1548
Opponents	767	863	-	1630

## 2015-16 MIZZOU CONFERENCE STATISTICS

Record	Overall	Home	Away	Neutral
CONFERENCE	1-9	1-4	0-5	0-0

##	Player	GP	GS	Min	TOTAL			3-PTS			REBOUNDS															
					Avg	FG	FGA	Pct	3FG	FGA	Pct	FT	FTA	Pct	Off	Def	Tot	Avg	PF	FO	A	TO	Blk	Stl	Pts	Avg
15	CLARK, Wes	10	10	271	27.1	36	95	.379	14	38	.368	24	28	.857	6	26	32	3.2	23	0	25	23	0	11	110	11.0
24	PURYEAR, Kevin	10	10	248	24.8	37	82	.451	3	10	.300	30	35	.857	11	32	43	4.3	19	0	3	14	0	4	107	10.7
12	WRIGHT, Namon	10	7	264	26.4	26	83	.313	10	42	.238	32	40	.800	8	36	44	4.4	19	0	15	19	2	1	94	9.4
01	PHILLIPS, Terrence	10	10	273	27.3	24	73	.329	10	32	.313	20	25	.800	7	32	39	3.9	38	2	28	23	0	19	78	7.8
04	ISABELL, Tramaine	7	0	124	17.7	14	39	.359	2	14	.143	20	28	.714	0	12	12	1.7	6	0	9	6	1	6	50	7.1
44	ROSBURG, Ryan	10	6	178	17.8	29	41	.707	0	0	.000	9	15	.600	10	20	30	3.0	27	2	2	8	4	3	67	6.7
10	WALTON, K.J.	10	3	130	13.0	12	29	.414	1	9	.111	12	14	.857	10	11	21	2.1	9	0	7	5	0	3	37	3.7
23	GANT, Jakeenan	9	0	136	15.1	13	35	.371	1	5	.200	4	8	.500	11	18	29	3.2	15	0	1	8	8	5	31	3.4
33	VANLEER, Cullen	10	0	155	15.5	10	44	.227	7	34	.206	5	7	.714	2	5	7	0.7	10	0	5	3	1	3	32	3.2
05	ALLEN, D'Angelo	8	0	82	10.3	10	20	.500	1	3	.333	1	3	.333	6	15	21	2.6	6	0	5	4	5	1	22	2.8
25	WOODS, Russell	9	4	125	13.9	3	12	.250	0	0	.000	4	12	.333	8	7	15	1.7	21	0	2	5	0	1	10	1.1
11	BARTON, Jimmy	2	0	1	0.5	0	0	.000	0	0	.000	0	0	.000	0	0	0	0.0	0	0	0	0	0	1	0	0.0
32	WOLF, Adam	2	0	13	6.5	0	1	.000	0	1	.000	0	0	.000	0	3	3	1.5	3	0	0	0	0	0	0	0.0
TM	TEAM.....														14	14	28	2.8	0		2			0		
	Total.....	10				214	554	.386	49	188	.261	161	215	.749	93	231	324	32.4	196	4	102	120	21	58	638	63.8
	Opponents.....	10				268	578	.464	81	223	.363	142	206	.689	113	272	385	38.5	176	-	152	120	61	53	759	75.9

## 2015-16 Conference Statistical Summaries

Team Statistics	MU	OPP
SCORING	638	759
Points per game	63.8	75.9
Scoring margin	-12.1	-
FIELD GOALS-ATT	214-554	268-578
Field goal pct	.386	.464
3 POINT FG-ATT	49-188	81-223
3-point FG pct	.261	.363
3-pt FG made per game	4.9	8.1
FREE THROWS-ATT	161-215	142-206
Free throw pct	.749	.689
F-Throws made per game	16.1	14.2
REBOUNDS	324	385
Rebounds per game	32.4	38.5
Rebounding margin	-6.1	-
ASSISTS	102	152
Assists per game	10.2	15.2
TURNOVERS	120	120
Turnovers per game	12.0	12.0
Turnover margin	+0.0	-
Assist/turnover ratio	0.9	1.3
STEALS	58	53
Steals per game	5.8	5.3
BLOCKS	21	61
Blocks per game	2.1	6.1
ATTENDANCE	30522	72325
Home games-Avg/Game	5-6104	5-14465
Neutral site-Avg/Game	-	0-0

SCORE BY PERIODS:	1st	2nd	OT	Total
Mizzou	284	354	-	638
Opponents	366	393	-	759

## 2015-16 Conference Game-By-Game Scores

Date	Opponent	W/L	Score	Att.
*1-6-16	at Georgia	L	59-77	5422
*1-9-16	AUBURN	W	76-61	6533
*1-12-16	ARKANSAS	L	61-94	6627
*1-16-16	at South Carolina	L	72-81	15389
*1-20-16	GEORGIA	L	57-60	5453
*1-23-16	at Texas A&M	L	53-66	12198
*1-27-16	at Kentucky	L	54-88	23933
*1-30-16	MISSISSIPPI STATE	L	62-76	7175
*2-3-16	OLE MISS	L	73-76	4734
*2-6-16	at Alabama	L	71-80	15383

## LAST TIME...

### INDIVIDUAL: THE LAST TIME MIZZOU HAD A...

**Player score 25 points** \_\_\_\_\_ Wes Clark (26) at South Carolina; Jan. 16, 2016

**Player score 30 points** \_\_\_\_\_ Jabari Brown (30) vs. Davidson; March 18, 2014

**Player score 35 points** \_\_\_\_\_ Thomas Gardner (40) vs. Kansas; Jan. 16, 2006

**Player score 40 points** \_\_\_\_\_ Thomas Gardner (40) vs. Kansas; Jan. 16, 2006

**Player grab 15 rebounds** \_\_\_\_\_ Jonathan Williams III (15) vs. Texas A&M; March 14, 2014

**Player grab 20 rebounds** \_\_\_\_\_ Curtis Berry (20) vs. Kansas; Jan. 9, 1980

**Player record a double-double** \_\_\_\_\_ Kevin Puryear (14 p, 11 r) vs. Auburn, Jan. 9, 2016

**Two players record a double-double** \_\_\_\_\_ Laurence Bowers (23 p, 10 r)  
\_\_\_\_\_ Alex Oriakhi (18 p, 10 r) vs. LSU; March 2, 2013

**Player record a triple-double** \_\_\_\_\_ Never

**Player dish out 10 assists** \_\_\_\_\_ Keith Shamburger (11) at Alabama; Feb. 4, 2015

**Player block 10 shots** \_\_\_\_\_ Never

**A player collect five steals** \_\_\_\_\_ Terrence Phillips (5) vs. Ole Miss; Feb. 3, 2016

**A player hit five three-point baskets** \_\_\_\_\_ Keith Shamburger (5) at Auburn; Jan. 10, 2015

**A player make 10 free throws** \_\_\_\_\_ Wes Clark (10-10) vs. Ole Miss; Feb. 3, 2016

**Two players score 20 points in a game** \_\_\_\_\_ Jabari Brown (26)  
\_\_\_\_\_ Earnest Ross (24) vs. Texas A&M; March 14, 2014

**Three players score 20 points in a game** \_\_\_\_\_ Earnest Ross (24)  
\_\_\_\_\_ Jordan Clarkson (23)  
\_\_\_\_\_ Jabari Brown (20) at Ole Miss; Feb. 8, 2014

**Two players grab 10 rebounds in a game** \_\_\_\_\_ Jakeenan Gant (11)  
\_\_\_\_\_ Russell Woods (10) vs. Arkansas-Pine Bluff; Dec. 29, 2015

**Three players grab 10 rebounds in a game** \_\_\_\_\_ Negus Webster-Chan (11)  
\_\_\_\_\_ Earnest Ross (10)  
\_\_\_\_\_ Alex Oriakhi (10) vs. Alcorn State; Nov. 13, 2012

**Five players score in double figures** \_\_\_\_\_ Namon Wright (14)  
\_\_\_\_\_ Tramaine Isabell (11)  
\_\_\_\_\_ Kevin Puryear (10)  
\_\_\_\_\_ Ryan Rosburg (10)  
\_\_\_\_\_ K.J. Walton (10) vs. Arkansas State, Dec. 1, 2015

**Six players score in double figures** \_\_\_\_\_ Matt Pressey (14)  
\_\_\_\_\_ Phil Pressey (12)  
\_\_\_\_\_ Ricardo Ratiliffe (12)  
\_\_\_\_\_ Michael Dixon Jr. (12)  
\_\_\_\_\_ Kim English (10)  
\_\_\_\_\_ Steve Moore (10) at Iowa State; Jan. 11, 2012

**Seven players score in double figures** \_\_\_\_\_ Kim English (20)  
\_\_\_\_\_ Justin Stafford (16)  
\_\_\_\_\_ Laurence Bowers (16)  
\_\_\_\_\_ Marcus Denmon (12)  
\_\_\_\_\_ Matt Pressey (10)  
\_\_\_\_\_ Michael Dixon Jr. (10)  
\_\_\_\_\_ Ricky Kreklow (10) vs. North Alabama; Jan. 5, 2011

### TEAM: THE LAST TIME MIZZOU...

**Scored 100 points or more** \_\_\_\_\_ Dec. 17, 2012; Mizzou 102, South Carolina State 51

**Scored less than 50 points** \_\_\_\_\_ Nov. 23, 2015; Kansas State 66, Mizzou 42

**Scored less than 50 points and won** \_\_\_\_\_ Nov. 14, 1997; Mizzou 45, Depaul 42

**Allowed 100 points or more** \_\_\_\_\_ Feb. 7, 2011; Kansas 103, Mizzou 86

**Held an opponent to less than 40 points** \_\_\_\_\_ Dec. 29, 2015; Mizzou 78, Arkansas-Pine Bluff 25

**Held an opponent to less than 50 points** \_\_\_\_\_ Dec. 29, 2015; Mizzou 78, Arkansas-Pine Bluff 25

**Had 50 rebounds** \_\_\_\_\_ Dec. 29, 2015, vs. Arkansas-Pine Bluff (56)

**Had 30 assists** \_\_\_\_\_ Dec. 18, 2010, vs. Central Arkansas (33)

**Had 10 steals** \_\_\_\_\_ Feb. 3, 2016, vs. Ole Miss (12)

**Held opponent to less than 25 percent shooting** \_\_\_\_\_ Dec. 29, 2015, Arkansas-Pine Bluff (15.4)

**Shot better than 70 percent from the field** \_\_\_\_\_ Dec. 6, 1989, vs. Hawaii Loa (.752)

**Shot under 30 percent from the field** \_\_\_\_\_ Dec. 7, 2004, vs. Arkansas (.298)

**Shot better than 90 percent from the free throw line** \_\_\_\_\_  
\_\_\_\_\_ March 8, 2014 at Tennessee (13-for-14, .921)

**Attempted 40 free throws** \_\_\_\_\_ March 14, 2014, vs. Texas A&M (53)

**Made 10 3-pointers** \_\_\_\_\_ Feb. 3, 2016, vs. Ole Miss (10-for-21)

**Won an overtime game** \_\_\_\_\_ Jan. 8, 2015 vs. LSU; Mizzou 74, LSU 67 (OT)

**Lost an overtime game** \_\_\_\_\_ Dec. 30, 2014 vs. Oklahoma State; OSU 74, Mizzou 72 (OT)

**Played a double-OT game** \_\_\_\_\_ March 14, 2014; Mizzou 91, Texas A&M 83

**Played a triple-overtime game** \_\_\_\_\_ Jan. 13, 2001; Mizzou 112, Iowa State 109 (4OT)

**Defeated a top 25 team** \_\_\_\_\_ Dec. 15, 2013; Mizzou 80, No. 18 UCLA 71

**Had a 30-point win** \_\_\_\_\_ Jan. 2, 2016; Mizzou 81, Savannah State 50

**Had a 40-point win** \_\_\_\_\_ Dec. 29, 2015; Mizzou 78, Arkansas-Pine Bluff 25

**Had a 50-point win** \_\_\_\_\_ Dec. 29, 2015; Mizzou 78, Arkansas-Pine Bluff 25

**Won back-to-back road games** \_\_\_\_\_ Dec. 28, 2013 at North Carolina State (68-64)  
\_\_\_\_\_ Jan. 11, 2014 at Auburn (70-68)

**Won by double digits over an SEC team** \_\_\_\_\_ Jan. 9, 2016 vs. Auburn (76-61)

**MORE NOTES...**
**MIZZOU STARTERS**

Opponent	G	G	G	F	F	Record **
Nov. 13 Wofford	Phillips	Walton	Clark	Gant	Puryear	1-0
Nov. 15 UMES	Phillips	Wright	Clark	Gant	Puryear	1-0
Nov. 17 at Xavier	Phillips	Wright	Clark	Gant	Puryear	1-1
Nov. 23 vs. Kansas State	Phillips	Wright	Clark	Gant	Puryear	1-2
Nov. 24 vs. Northwestern	Phillips	Wright	Clark	Rosburg	Puryear	0-1
Dec. 1 Arkansas State	Phillips	Wright	Clark	Rosburg	Puryear	1-1
Dec. 4 Northern Illinois	Phillips	Wright	Clark	Rosburg	Puryear	2-1
Dec. 9 Omaha	Phillips	Wright	Clark	Rosburg	Puryear	3-1
Dec. 13 at Arizona	Phillips	Wright	Clark	Rosburg	Puryear	3-2
Dec. 19 NC State	Phillips	Wright	Clark	Rosburg	Puryear	3-3
Dec. 23 vs. Illinois	Phillips	Wright	Clark	Rosburg	Puryear	3-4
Dec. 29 Arkansas-Pine Bluff	Phillips	Walton	Clark	Woods	Puryear	1-0
Jan. 2 Savannah State	Phillips	Walton	Clark	Woods	Puryear	2-0
Jan. 6 at Georgia	Phillips	Walton	Clark	Woods	Puryear	2-1
Jan. 9 Auburn	Phillips	Walton	Clark	Woods	Puryear	3-1
Jan. 12 Arkansas	Phillips	Walton	Clark	Woods	Puryear	3-2
Jan. 16 at South Carolina	Phillips	Wright	Clark	Woods	Puryear	0-1
Jan. 20 Georgia	Phillips	Wright	Clark	Rosburg	Puryear	0-1
Jan. 23 at Texas A&M	Phillips	Wright	Clark	Rosburg	Puryear	0-2
Jan. 27 at Kentucky	Phillips	Wright	Clark	Rosburg	Puryear	0-3
Jan. 30 Mississippi State	Phillips	Wright	Clark	Rosburg	Puryear	0-4
Feb. 3 Ole Miss	Phillips	Wright	Clark	Rosburg	Puryear	0-5
Feb. 6 at Alabama	Phillips	Wright	Clark	Rosburg	Puryear	0-6

**MIZZOU WHEN...**

Playing at home	8-5
Playing on the road	0-7
Playing on a neutral court	0-3
SEC games	1-9
SEC at home	1-4
SEC on the road	0-5
Following a win	4-4
Following a loss	3-11
Leading at half	8-0
Trailing at half	0-14
Tied at half	0-1
Shoots at least 50%	3-0
Shoots less than 50%	5-15
Opponent shoots 50%	0-4
Shoots more FT than Opp.	5-6
Shoots fewer FT than Opp.	2-9
Shoots same FT as Opp.	1-0
Makes more FT than Opp.	6-6
Makes fewer FT than Opp.	1-9
Makes same FT as Opp.	1-0
Scores 90-110	0-0
Scores 80-89	4-0
Scores 70-79	4-3
Scores 69 or fewer	0-12
Leads in rebounding	7-2
Trails in rebounding	1-12
Tied in rebounding	0-1
More turnovers than Opp.	4-7
Fewer turnovers than Opp.	4-8
Same turnovers as Opp.	0-0
In November	2-3
In December	4-3
In January	2-7
In February	0-2
In March	0-0
Margin between 1-5	0-4
Margin between 6-10	4-2
Margin between 11-20	2-5
Margin 20+	2-4
Overtime Games	0-0
On Sunday	1-1
On Monday	0-1
On Tuesday	2-3
On Wednesday	1-5
On Thursday	0-0
On Friday	2-0
On Saturday	2-5
Wearing White	8-5
Wearing Black	0-4
Wearing Gold	0-3
Wearing Anthracite	0-3



**POINTS-REBOUNDS-ASSISTS**

	01	04	05	10	11	12	15	23	24	25	32	33	44
Opponent	PHILLIPS	ISABELL	ALLEN	WALTON	BARTON	WRIGHT	CLARK	GANT	PURYEAR	WOODS	WOLF	VANLEER	ROSBURG
WOFFORD // 11-13-15 // 83-74 // W	7-3-3	4-3-2	DNP	6-1-2	DNP	18-7-0	4-3-2	4-4-1	20-5-0	9-3-0	DNP	5-1-2	6-3-0
UMES // 11-15-15 // 73-55 // W	13-3-2	4-4-1	2-4-0	11-0-3	0-0-0	7-5-1	15-1-3	4-1-0	13-5-1	1-1-1	DNP	3-0-0	0-3-0
at Xavier // 11/17/15 // 66-78 // L	3-1-0	11-1-1	0-3-0	8-3-1	DNP	6-4-2	11-3-3	1-2-1	12-5-0	0-3-0	DNP	13-0-0	1-1-0
vs Kansas State // 11/23/15 // 42-66 // L	6-6-2	4-1-0	0-3-0	3-3-1	0-0-0	5-4-0	5-2-6	0-1-0	9-3-0	4-1-0	DNP	6-3-0	0-1-1
vs Northwestern // 11/24/15 // 62-67 // L	16-6-4	2-1-0	2-0-1	0-0-1	DNP	8-2-3	5-4-4	4-1-0	14-4-1	0-1-0	DNP	3-2-1	8-9-0
ARKANSAS ST. // 12-1-15 // 88-78 // W	8-4-7	11-0-2	1-2-0	10-5-0	DNP	14-6-0	8-4-3	2-1-0	10-7-1	8-4-0	DNP	6-3-1	10-2-0
NORTHERN ILL. // 12-4-15 // 78-71 // W	13-1-6	3-2-1	0-0-0	2-0-0	DNP	10-5-3	6-7-4	11-6-0	17-1-0	9-4-1	DNP	3-0-2	4-7-1
OMAHA // 12-9-15 // 85-78 // W	14-2-1	2-2-1	DNP	10-2-0	DNP	9-7-4	8-2-4	11-5-0	18-8-1	6-2-0	DNP	3-3-1	4-3-1
at Arizona // 12/13/15 // 52-88 // L	7-2-3	0-2-1	0-0-0	6-0-1	0-0-0	9-5-0	8-0-0	8-3-0	4-5-1	5-4-0	3-0-0	0-1-0	2-4-0
NC STATE // 12-19-15 // 59-73 // L	7-1-1	10-3-2	3-1-0	4-0-3	DNP	2-3-0	7-2-3	4-2-0	4-2-0	4-4-2	DNP	12-2-1	2-6-1
vs Illinois // 12-23-15 // 63-68 // L	5-5-2	0-1-0	DNP	6-4-0	DNP	2-4-0	21-3-4	8-6-0	12-2-0	7-10-1	DNP	0-2-1	2-3-1
ARKANSAS-PB // 12-29-15 // 78-25 // W	0-4-5	5-1-3	8-4-0	7-2-0	0-0-1	7-5-3	11-2-3	7-11-2	13-8-0	6-10-1	6-3-0	5-2-1	3-0-0
SAVANNAH STATE // 1-2-16 // 81-50 // W	7-4-6	5-2-1	0-1-0	10-0-0	0-0-0	11-8-0	22-3-3	4-5-0	8-4-1	7-3-1	0-2-0	2-2-2	5-5-0
at Georgia // 1-6-16 // 59-77 // L	2-2-5	2-2-1	2-1-0	0-2-0	DNP	9-3-2	13-1-1	5-6-0	19-3-0	0-1-0	DNP	3-0-0	4-5-0
AUBURN // 1-9-16 // 76-61 // W	2-4-4	12-4-1	7-4-0	10-2-1	DNP	10-4-2	7-2-1	5-3-0	14-11-1	3-0-0	DNP	2-3-0	4-2-0
ARKANSAS // 1-12-16 // 61-94 // L	16-5-0	9-2-2	0-2-0	2-1-1	DNP	9-3-1	4-2-1	4-3-1	8-3-1	2-3-0	DNP	3-0-1	4-2-0
at South Carolina // 1-16-16 // 72-81 // L	3-2-1	8-0-2	8-6-2	0-1-1	DNP	9-3-3	26-6-8	3-3-0	2-1-0	1-2-0	DNP	0-0-0	12-0-0
GEORGIA // 1-20-16 // 57-60 // L	12-6-2	9-3-2	0-0-0	0-0-0	DNP	12-5-2	5-3-1	0-0-0	10-7-0	0-0-0	DNP	3-1-0	6-5-0
at Texas A&M // 1-23-16 // 53-66 // L	9-5-2	DNP	DNP	4-2-2	DNP	6-5-2	12-9-2	1-4-0	11-6-1	0-3-1	DNP	0-1-1	10-4-0
at Kentucky // 1-27-16 // 54-88 // L	8-6-3	DNP	1-5-3	10-6-0	0-0-0	3-1-0	11-0-0	2-3-0	10-1-0	0-1-0	0-0-0	7-1-1	2-1-0
MISSISSIPPI STATE // 1-30-16 // 62-76 // L	10-5-4	DNP	4-2-0	7-4-0	0-0-0	16-9-1	4-2-3	11-5-0	2-0-0	2-4-1	DNP	0-0-2	6-1-0
OLE MISS // 2-3-16 // 73-76 // L	14-2-4	0-0-0	0-1-0	4-2-1	DNP	12-8-2	20-4-5	0-2-0	9-5-0	2-1-0	DNP	10-1-0	2-3-2
at Alabama // 2/6/16 // 71-80 // L	2-2-3	10-1-1	DNP	0-1-1	DNP	8-3-0	8-3-3	DNP	22-6-0	DNP	0-3-0	4-0-0	17-7-0

**2015-16 MIZZOU GAME-BY-GAME STATISTICS**

Opponent	Date	Score	TOTAL			3-PTRS			REBOUNDS				PF	A	TO	Blk	Stl	Pts	Avg
			W/L	FG	FGA	Pct	3FG	FGA	Pct	FT	FTA	Pct	Off	Def	Tot	Avg			
WOFFORD	11-13-15	83-74	W	28	50	.560	5	12	.417	22	32	.688	5	32	37	37.0	24	12	9
UMES	11-15-15	73-55	W	21	47	.447	8	19	.421	23	30	.767	8	21	29	33.0	17	12	8
at Xavier	11-17-15	66-78	L	23	55	.418	6	23	.261	14	18	.778	7	21	28	31.3	26	8	18
vs Kansas State	11-23-15	42-66	L	17	55	.309	4	19	.211	4	10	.400	8	23	31	31.3	22	10	13
vs Northwestern	11-24-15	62-67	L	23	60	.383	5	18	.278	11	17	.647	10	23	33	31.6	23	15	9
ARKANSAS STATE	12-1-15	88-78	W	31	65	.477	7	16	.438	19	26	.731	11	32	43	33.5	23	14	10
NORTHERN ILLINOIS	12-4-15	78-71	W	28	52	.538	6	15	.400	16	24	.667	10	28	38	34.1	22	18	15
OMAHA	12-9-15	85-78	W	25	52	.481	6	16	.375	29	38	.763	6	31	37	34.5	24	13	18
at Arizona	12-13-15	52-88	L	17	56	.304	2	14	.143	16	26	.615	10	17	27	33.7	22	6	12
NC STATE	12-19-15	59-73	L	22	51	.431	7	17	.412	8	19	.421	7	22	29	33.2	22	13	8
vs Illinois	12-23-15	63-68	L	25	57	.439	6	18	.333	7	13	.538	10	33	43	34.1	20	9	15
ARKANSAS-PB	12-29-15	78-25	W	27	61	.443	6	15	.400	18	22	.818	17	39	56	35.9	15	19	13
SAVANNAH STATE	1-2-16	81-50	W	30	56	.536	5	15	.333	16	19	.842	10	30	40	36.2	12	14	13
at Georgia	1-6-16	59-77	L	19	55	.345	3	19	.158	18	23	.783	9	20	29	35.7	17	9	9
AUBURN	1-9-16	76-61	W	22	56	.393	7	19	.368	25	33	.758	13	28	41	36.1	23	10	8
ARKANSAS	1-12-16	61-94	L	19	49	.388	3	15	.200	20	23	.870	8	19	27	35.5	19	8	14
at South Carolina	1-16-16	72-81	L	28	57	.491	7	19	.368	9	13	.692	5	21	26	34.9	24	17	16
GEORGIA	1-20-16	57-60	L	19	53	.358	7	21	.333	12	19	.632	6	26	32	34.8	15	7	11
at Texas A&M	1-23-16	53-66	L	20	56	.357	3	19	.158	10	17	.588	12	33	45	35.3	23	11	15
at Kentucky	1-27-16	54-88	L	18	57	.316	4	14	.286	14	19	.737	9	19	28	35.0	15	7	15
MISSISSIPPI STATE	1-30-16	62-76	L	23	62	.371	2	25	.080	14	18	.778	11	23	34	34.9	15	11	10
OLE MISS	2-3-16	73-76	L	22	52	.423	10	21	.476	19	26	.731	10	22	32	34.8	22	14	13
at Alabama	2-6-16	71-80	L	24	57	.421	3	16	.188	20	24	.833	10	20	30	34.6	23	8	9
<b>Mizzou</b>		<b>1548</b>		<b>531</b>	<b>1271</b>	<b>.418</b>	<b>122</b>	<b>405</b>	<b>.301</b>	<b>364</b>	<b>509</b>	<b>.715</b>	<b>212</b>	<b>583</b>	<b>795</b>	<b>34.6</b>	<b>468</b>	<b>265</b>	<b>281</b>
<b>Opponents</b>		<b>1630</b>		<b>549</b>	<b>1304</b>	<b>.421</b>	<b>172</b>	<b>495</b>	<b>.347</b>	<b>360</b>	<b>518</b>	<b>.695</b>	<b>257</b>	<b>589</b>	<b>846</b>	<b>36.8</b>	<b>441</b>	<b>306</b>	<b>277</b>

Games played: 23

Points/game: 67.3

FG Pct: 41.8

3FG Pct: 30.1

FT Pct: 71.5

Rebounds/game: 34.6

Assists/game: 11.5

Turnovers/game: 12.2

Assist/turnover ratio: 0.9

Steals/game: 6.0

Blocks/game: 2.8

**2015-16 OPPONENT GAME-BY-GAME STATISTICS**

Opponent	Date	Score	TOTAL				3-PTRS				REBOUNDS				PF	A	TO	Blk	Stl	Pts	Avg		
			W/L	FG	FGA	Pct	3FG	FGA	Pct	FT	FTA	Pct	Off	Def								Tot	Avg
WOFFORD	11-13-15	83-74	W	21	55	.382	10	27	.370	22	33	.667	8	21	29	29.0	24	12	7	0	3	74	74.0
UMES	11-15-15	73-55	W	17	44	.386	7	20	.350	14	22	.636	10	21	31	30.0	25	7	13	1	4	55	64.5
at Xavier	11-17-15	66-78	L	24	56	.429	6	18	.333	24	29	.828	13	27	40	33.3	18	13	13	4	9	78	69.0
vs Kansas State	11-23-15	42-66	L	21	57	.368	4	17	.235	20	26	.769	13	31	44	36.0	12	11	8	3	8	66	68.2
vs Northwestern	11-24-15	62-67	L	21	45	.467	10	23	.435	15	23	.652	5	28	33	35.4	20	15	14	1	6	67	68.0
ARKANSAS STATE	12-1-15	88-78	W	26	68	.382	8	19	.421	18	27	.667	14	25	39	36.0	22	15	7	7	6	78	69.7
NORTHERN ILLINOIS	12-4-15	78-71	W	22	63	.349	7	23	.304	20	24	.833	17	17	34	35.7	22	11	9	1	8	71	69.9
OMAHA	12-9-15	85-78	W	25	61	.410	5	22	.227	23	31	.742	9	25	34	35.5	27	14	16	3	9	78	70.9
at Arizona	12/13/15	52-88	L	31	55	.564	7	17	.412	19	25	.760	9	35	44	36.4	23	20	15	4	6	88	72.8
NC STATE	12-19-15	59-73	L	22	54	.407	5	16	.313	24	30	.800	15	26	41	36.9	17	10	9	4	4	73	72.8
vs Illinois	12-23-15	63-68	L	23	57	.404	9	29	.310	13	19	.684	6	26	32	36.5	16	9	7	3	6	68	72.4
ARKANSAS-PB	12-29-15	78-25	W	8	52	.154	6	19	.316	3	15	.200	12	18	30	35.9	21	6	21	2	6	25	68.4
SAVANNAH STATE	1-2-16	81-50	W	20	59	.339	7	22	.318	3	8	.375	13	17	30	35.5	18	11	18	3	2	50	67.0
at Georgia	1-6-16	59-77	L	29	53	.547	11	19	.579	8	10	.800	6	29	35	35.4	20	19	16	3	3	77	67.7
AUBURN	1-9-16	76-61	W	19	51	.373	7	23	.304	16	24	.667	9	25	34	35.3	22	9	14	7	1	61	67.3
ARKANSAS	1-12-16	61-94	L	37	59	.627	8	15	.533	12	15	.800	4	24	28	34.9	20	20	6	6	5	94	68.9
at South Carolina	1-16-16	72-81	L	28	62	.452	3	21	.143	22	33	.667	17	24	41	35.2	15	12	13	5	7	81	69.6
GEORGIA	1-20-16	57-60	L	24	61	.393	5	15	.333	7	10	.700	12	31	43	35.7	15	14	12	6	7	60	69.1
at Texas A&M	1-23-16	53-66	L	22	61	.361	7	28	.250	15	26	.577	12	28	40	35.9	16	17	5	4	4	66	68.9
at Kentucky	1-27-16	54-88	L	34	65	.523	9	20	.450	11	14	.786	15	32	47	36.5	12	18	11	11	6	88	69.9
MISSISSIPPI STATE	1-30-16	62-76	L	28	61	.459	8	23	.348	12	19	.632	13	30	43	36.8	17	13	13	6	5	76	70.2
OLE MISS	2-3-16	73-76	L	22	52	.423	14	31	.452	18	22	.818	11	25	36	36.7	21	16	17	4	11	76	70.5
at Alabama	2-6-16	71-80	L	25	53	.472	9	28	.321	21	33	.636	14	24	38	36.8	18	14	13	9	4	80	70.9
Opponents		1630		549	1304	.421	172	495	.347	360	518	.695	257	589	846	36.8	441	306	277	97	130	1630	70.9
Mizzou		1548		531	1271	.418	122	405	.301	364	509	.715	212	583	795	34.6	468	265	281	65	137	1548	67.3

Games played: 23

Points/game: 70.9

FG Pct: 42.1

3FG Pct: 34.7

FT Pct: 69.5

Rebounds/game: 36.8

Assists/game: 13.3

Turnovers/game: 12.0

Assist/turnover ratio: 1.1

Steals/game: 5.7

Blocks/game: 4.2

## 2015-16 MIZZOU/OPPONENT GAME HIGHS/LOWS

### Mizzou Game Highs

POINTS	88	ARKANSAS STATE (12-1-15)
	85	OMAHA (12-9-15)
	83	WOFFORD (11-13-15)
	81	SAVANNAH STATE (1-2-16)
	78	ARKANSAS-PINE BLUFF (12-29-15)
	78	NORTHERN ILLINOIS (12-4-15)
FIELD GOALS MADE	31	ARKANSAS STATE (12-1-15)
	30	SAVANNAH STATE (1-2-16)
FIELD GOAL ATTEMPTS	65	ARKANSAS STATE (12-1-15)
	62	MISSISSIPPI STATE (1-30-16)
FIELD GOAL PERCENTAGE	.560 (28-50)	WOFFORD (11-13-15)
	.538 (28-52)	NORTHERN ILLINOIS (12-4-15)
3 PT FIELD GOALS MADE	10	OLE MISS (2-3-16)
	8	UMES (11-15-15)
3 PT FG ATTEMPTS	25	MISSISSIPPI STATE (1-30-16)
	23	at Xavier (11-17-15)
3 PT FG PERCENTAGE	.476 (10-21)	OLE MISS (2-3-16)
	.438 (7-16)	ARKANSAS STATE (12-1-15)
FREE THROWS MADE	29	OMAHA (12-9-15)
	25	AUBURN (1-9-16)
FREE THROW ATTEMPTS	38	OMAHA (12-9-15)
	33	AUBURN (1-9-16)
FREE THROW PERCENTAGE	.870 (20-23)	ARKANSAS (1-12-16)
	.842 (16-19)	SAVANNAH STATE (1-2-16)
REBOUNDS	56	ARKANSAS-PINE BLUFF (12-29-15)
	45	at Texas A&M (01/23/16)
ASSISTS	19	ARKANSAS-PINE BLUFF (12-29-15)
	18	NORTHERN ILLINOIS (12-4-15)
STEALS	12	OLE MISS (2-3-16)
	12	ARKANSAS-PINE BLUFF (12-29-15)
BLOCKED SHOTS	11	ARKANSAS-PINE BLUFF (12-29-15)
	5	SAVANNAH STATE (1-2-16)
	5	ARKANSAS STATE (12-1-15)
TURNOVERS	18	OMAHA (12-9-15)
	18	at Xavier (11-17-15)
FOULS	26	at Xavier (11-17-15)
	24	at South Carolina (1/16/16)
	24	OMAHA (12-9-15)
	24	WOFFORD (11-13-15)

### Mizzou Team Game Lows

POINTS	42	vs Kansas State (11-23-15)
	52	at Arizona (12-13-15)
	53	at Texas A&M (01/23/16)
	54	at Kentucky (01/27/16)
	57	GEORGIA (1-20-16)
FIELD GOALS MADE	17	vs Kansas State (11-23-15)
	17	at Arizona (12-13-15)
FIELD GOAL ATTEMPTS	47	UMES (11-15-15)
	49	ARKANSAS (1-12-16)
FIELD GOAL PERCENTAGE	.304 (17-56)	at Arizona (12-13-15)
	.309 (17-55)	vs Kansas State (11-23-15)
3 PT FIELD GOALS MADE	2	at Arizona (12-13-15)
	2	MISSISSIPPI STATE (1-30-16)
3 PT FG ATTEMPTS	12	WOFFORD (11-13-15)
	14	at Arizona (12-13-15)
	14	at Kentucky (01/27/16)
3 PT FG PERCENTAGE	.080 (2-25)	MISSISSIPPI STATE (1-30-16)
	.143 (2-14)	at Arizona (12-13-15)
FREE THROWS MADE	4	vs Kansas State (11-23-15)
	7	vs Illinois (12-23-15)
FREE THROW ATTEMPTS	10	vs Kansas State (11-23-15)
	13	vs Illinois (12-23-15)
	13	at South Carolina (1/16/16)
FREE THROW PERCENTAGE	.400 (4-10)	vs Kansas State (11-23-15)
	.421 (8-19)	NC STATE (12-19-15)
REBOUNDS	26	at South Carolina (1/16/16)
	27	at Arizona (12-13-15)
	27	ARKANSAS (1-12-16)
ASSISTS	6	at Arizona (12-13-15)
	7	GEORGIA (1-20-16)
	7	at Kentucky (01/27/16)
STEALS	2	ARKANSAS STATE (12-1-15)
	2	at Texas A&M (01/23/16)
BLOCKED SHOTS	0	at Georgia (1-6-16)
	0	at Alabama (2/6/16)
TURNOVERS	8	UMES (11-15-15)
	8	NC STATE (12-19-15)
	8	AUBURN (1-9-16)
FOULS	12	SAVANNAH STATE (1-2-16)
	15	ARKANSAS-PINE BLUFF (12-29-15)
	15	GEORGIA (1-20-16)
	15	at Kentucky (01/27/16)
	15	MISSISSIPPI STATE (1-30-16)

### Opponent Game Highs

POINTS	94	ARKANSAS (1-12-16)
	88	at Kentucky (01/27/16)
	88	at Arizona (12-13-15)
	81	at South Carolina (1/16/16)
	80	at Alabama (2/6/16)
FIELD GOALS MADE	37	ARKANSAS (1-12-16)
	34	at Kentucky (01/27/16)
FIELD GOAL ATTEMPTS	68	ARKANSAS STATE (12-1-15)
	65	at Kentucky (01/27/16)
FIELD GOAL PERCENTAGE	.627 (37-59)	ARKANSAS (1-12-16)
	.564 (31-55)	at Arizona (12-13-15)
3 PT FIELD GOALS MADE	14	OLE MISS (2-3-16)
	11	at Georgia (1-6-16)
3 PT FG ATTEMPTS	31	OLE MISS (2-3-16)
	29	vs Illinois (12-23-15)
3 PT FG PERCENTAGE	.579 (11-19)	at Georgia (1-6-16)
	.533 (8-15)	ARKANSAS (1-12-16)
FREE THROWS MADE	24	NC STATE (12-19-15)
	24	at Xavier (11-17-15)
FREE THROW ATTEMPTS	33	at Alabama (2/6/16)
	33	at South Carolina (1/16/16)
	33	WOFFORD (11-13-15)
FREE THROW PERCENTAGE	.833 (20-24)	NORTHERN ILLINOIS (12-4-15)
	.828 (24-29)	at Xavier (11-17-15)
REBOUNDS	47	at Kentucky (01/27/16)
	44	at Arizona (12-13-15)
	44	vs Kansas State (11-23-15)
ASSISTS	20	ARKANSAS (1-12-16)
	20	at Arizona (12-13-15)
STEALS	11	OLE MISS (2-3-16)
	9	OMAHA (12-9-15)
	9	at Xavier (11-17-15)
BLOCKED SHOTS	11	at Kentucky (01/27/16)
	9	at Alabama (2/6/16)
TURNOVERS	21	ARKANSAS-PINE BLUFF (12-29-15)
	18	SAVANNAH STATE (1-2-16)
FOULS	27	OMAHA (12-9-15)
	25	UMES (11-15-15)

### Opponent Team Game Lows

POINTS	25	ARKANSAS-PINE BLUFF (12-29-15)
	50	SAVANNAH STATE (1-2-16)
	55	UMES (11-15-15)
	60	GEORGIA (1-20-16)
	61	AUBURN (1-9-16)
FIELD GOALS MADE	8	ARKANSAS-PINE BLUFF (12-29-15)
	17	UMES (11-15-15)
FIELD GOAL ATTEMPTS	44	UMES (11-15-15)
	45	vs Northwestern (11-24-15)
FIELD GOAL PERCENTAGE	.154 (8-52)	ARKANSAS-PINE BLUFF (12-29-15)
	.339 (20-59)	SAVANNAH STATE (1-2-16)
3 PT FIELD GOALS MADE	3	at South Carolina (1/16/16)
	4	vs Kansas State (11-23-15)
3 PT FG ATTEMPTS	15	ARKANSAS (1-12-16)
	15	GEORGIA (1-20-16)
3 PT FG PERCENTAGE	.143 (3-21)	at South Carolina (1/16/16)
	.227 (5-22)	OMAHA (12-9-15)
FREE THROWS MADE	3	ARKANSAS-PINE BLUFF (12-29-15)
	3	SAVANNAH STATE (1-2-16)
FREE THROW ATTEMPTS	8	SAVANNAH STATE (1-2-16)
	10	at Georgia (1-6-16)
	10	GEORGIA (1-20-16)
FREE THROW PERCENTAGE	.200 (3-15)	ARKANSAS-PINE BLUFF (12-29-15)
	.375 (3-8)	SAVANNAH STATE (1-2-16)
REBOUNDS	28	ARKANSAS (1-12-16)
	29	WOFFORD (11-13-15)
ASSISTS	6	ARKANSAS-PINE BLUFF (12-29-15)
	7	UMES (11-15-15)
STEALS	1	AUBURN (1-9-16)
	2	SAVANNAH STATE (1-2-16)
BLOCKED SHOTS	0	WOFFORD (11-13-15)
	1	UMES (11-15-15)
	1	vs Northwestern (11-24-15)
	1	NORTHERN ILLINOIS (12-4-15)
TURNOVERS	5	at Texas A&M (01/23/16)
	6	ARKANSAS (1-12-16)
FOULS	12	vs Kansas State (11-23-15)
	12	at Kentucky (01/27/16)



## 2015-16 MIZZOU/OPPONENT INDIVIDUAL HIGHS

### Mizzou Individual Game Highs

Points	26	CLARK, Wes at South Carolina (1/16/16)
	22	PURYEAR, Kevin at Alabama (2/6/16)
	22	CLARK, Wes vs Savannah State (1-2-16)
	21	CLARK, Wes vs Illinois (12-23-15)
	20	CLARK, Wes vs Ole Miss (2-3-16)
	20	PURYEAR, Kevin vs Wofford (11-13-15)
Field Goals Made	10	CLARK, Wes at South Carolina (1/16/16)
	9	PURYEAR, Kevin at Alabama (2/6/16)
	9	CLARK, Wes vs Savannah State (1-2-16)
Field Goal Att.	17	PURYEAR, Kevin at Alabama (2/6/16)
	16	CLARK, Wes at Kentucky (01/27/16)
	16	CLARK, Wes at South Carolina (1/16/16)
	16	CLARK, Wes vs Illinois (12-23-15)
FG Pct (min 5 made)	1.000 (6-6)	ROSBURG, Ryan at South Carolina (1/16/16)
	.900 (9-10)	CLARK, Wes vs Savannah State (1-2-16)
3-Point FG Made	4	CLARK, Wes at South Carolina (1/16/16)
	4	CLARK, Wes vs Illinois (12-23-15)
	4	VANLEER, Cullen vs NC State (12-19-15)
3-Point FG Att.	8	PHILLIPS, Terrence vs Mississippi State (1-30-16)
	7	CLARK, Wes at Georgia (1-6-16)
	7	VANLEER, Cullen vs NC State (12-19-15)
	7	VANLEER, Cullen at Xavier (11-17-15)
3-Pt FG Pct (min 2 made)	1.000 (3-3)	PHILLIPS, Terrence vs Ole Miss (2-3-16)
	1.000 (2-2)	WALTON, K.J. vs Savannah State (1-2-16)
	1.000 (2-2)	ISABELL, Tramaine vs Arkansas State (12-1-15)
Free Throws Made	10	CLARK, Wes vs Ole Miss (2-3-16)
	9	PURYEAR, Kevin at Georgia (1-6-16)
	9	WALTON, K.J. vs UMES (11-15-15)
Free Throw Att.	10	CLARK, Wes vs Ole Miss (2-3-16)
	10	WRIGHT, Namon vs Auburn (1-9-16)
	10	PURYEAR, Kevin at Georgia (1-6-16)
	10	WALTON, K.J. vs UMES (11-15-15)
FT Pct (min 3 made)	1.000 (10-10)	CLARK, Wes vs Ole Miss (2-3-16)
	1.000 (6-6)	WRIGHT, Namon at Alabama (2/6/16)
	1.000 (5-5)	PURYEAR, Kevin vs Northern Illinois (12-4-15)
	1.000 (4-4)	ROSBURG, Ryan vs Mississippi State (1-30-16)
	1.000 (4-4)	PURYEAR, Kevin vs Savannah State (1-2-16)
	1.000 (4-4)	CLARK, Wes vs Arkansas State (12-1-15)
	1.000 (4-4)	PHILLIPS, Terrence vs Arkansas State (12-1-15)
	1.000 (4-4)	WRIGHT, Namon vs Northwestern (11-24-15)
	1.000 (4-4)	ISABELL, Tramaine at Xavier (11-17-15)
	1.000 (4-4)	PURYEAR, Kevin at Xavier (11-17-15)
	1.000 (4-4)	CLARK, Wes vs UMES (11-15-15)
	1.000 (4-4)	WRIGHT, Namon vs UMES (11-15-15)
	1.000 (3-3)	ROSBURG, Ryan at Alabama (2/6/16)
	1.000 (3-3)	WRIGHT, Namon vs Mississippi State (1-30-16)
	1.000 (3-3)	WALTON, K.J. vs Mississippi State (1-30-16)
	1.000 (3-3)	WRIGHT, Namon at Kentucky (01/27/16)
	1.000 (3-3)	CLARK, Wes vs Savannah State (1-2-16)
	1.000 (3-3)	GANT, Jakeenan vs Northern Illinois (12-4-15)
Rebounds	11	PURYEAR, Kevin vs Auburn (1-9-16)
	11	GANT, Jakeenan vs Arkansas-Pine Bluff (12-29-15)
Assists	8	CLARK, Wes at South Carolina (1/16/16)
	7	PHILLIPS, Terrence vs Arkansas State (12-1-15)
	5	PHILLIPS, Terrence vs Ole Miss (2-3-16)
Steals	4	PHILLIPS, Terrence vs Mississippi State (1-30-16)
	4	PHILLIPS, Terrence vs Northwestern (11-24-15)
Blocked Shots	4	GANT, Jakeenan vs Arkansas-Pine Bluff (12-29-15)
	2	GANT, Jakeenan vs Ole Miss (2-3-16)
	2	GANT, Jakeenan vs Auburn (1-9-16)
	2	WOODS, Russell vs Savannah State (1-2-16)
	2	CLARK, Wes vs Savannah State (1-2-16)
	2	WOLF, Adam vs Arkansas-Pine Bluff (12-29-15)
	2	GANT, Jakeenan vs Illinois (12-23-15)
	2	GANT, Jakeenan vs Omaha (12-9-15)
	2	ROSBURG, Ryan vs Northern Illinois (12-4-15)
	2	WRIGHT, Namon vs Kansas State (11-23-15)
	2	GANT, Jakeenan vs UMES (11-15-15)
Turnovers	6	CLARK, Wes vs Ole Miss (2-3-16)
	5	CLARK, Wes vs Illinois (12-23-15)
	5	PHILLIPS, Terrence vs Northern Illinois (12-4-15)
	5	PHILLIPS, Terrence vs Kansas State (11-23-15)
	5	ISABELL, Tramaine at Xavier (11-17-15)
Fouls	5	PHILLIPS, Terrence at Alabama (2/6/16)
	5	ROSBURG, Ryan at Texas A&M (01/23/16)
	5	PHILLIPS, Terrence at Texas A&M (01/23/16)
	5	ROSBURG, Ryan at South Carolina (1/16/16)
	5	CLARK, Wes at Arizona (12-13-15)
	5	PHILLIPS, Terrence vs Omaha (12-9-15)
	5	PHILLIPS, Terrence vs Northwestern (11-24-15)
	5	GANT, Jakeenan vs Wofford (11-13-15)
Minutes	37	PHILLIPS, Terrence vs Mississippi State (1-30-16)
	35	PHILLIPS, Terrence vs Northern Illinois (12-4-15)
	34	CLARK, Wes vs Ole Miss (2-3-16)
	34	CLARK, Wes vs Illinois (12-23-15)
	33	ROSBURG, Ryan vs Ole Miss (2-3-16)
	33	PHILLIPS, Terrence at Texas A&M (01/23/16)
	33	CLARK, Wes at South Carolina (1/16/16)

### Opponent Individual Game Highs

Points	33	Barber, Anthony vs NC State (12-19-15)
	24	Kingsley, Moses vs Arkansas (1-12-16)
	24	WILSON vs Northern Illinois (12-4-15)
	24	Carter, Devin vs Arkansas State (12-1-15)
	23	MOODY vs Ole Miss (2-3-16)
Field Goals Made	10	MATEN, Yante vs Georgia (1-20-16)
	9	Ulis, Tyler at Kentucky (01/27/16)
	9	Barber, Anthony vs NC State (12-19-15)
Field Goal Att.	21	MATEN, Yante vs Georgia (1-20-16)
	20	Gardner, Sean vs Arkansas State (12-1-15)
FG Pct (min 5 made)	1.000 (8-8)	Kingsley, Moses vs Arkansas (1-12-16)
	.857 (6-7)	MATEN, Yante at Georgia (1-6-16)
3-Point FG Made	5	MOODY vs Ole Miss (2-3-16)
	5	Carter, Devin vs Arkansas State (12-1-15)
	5	Fletcher Magee vs Wofford (11-13-15)
3-Point FG Att.	12	MOODY vs Ole Miss (2-3-16)
	12	Danuel House at Texas A&M (01/23/16)
3-Pt FG Pct (min 2 made)	1.000 (2-2)	HANDLEY vs Arkansas-Pine Bluff (12-29-15)
	.800 (4-5)	Willis, Derek at Kentucky (01/27/16)
	.800 (4-5)	Hannahs, Dusty vs Arkansas (1-12-16)
Free Throws Made	13	Barber, Anthony vs NC State (12-19-15)
	10	WILSON vs Northern Illinois (12-4-15)
Free Throw Att.	15	Barber, Anthony vs NC State (12-19-15)
	11	Jalen Jones at Texas A&M (01/23/16)
	11	Thomas, Donte vs Arkansas State (12-1-15)
FT Pct (min 3 made)	1.000 (10-10)	WILSON vs Northern Illinois (12-4-15)
	1.000 (7-7)	HOLLINS vs Omaha (12-9-15)
	1.000 (7-7)	MACURA, J.P. at Xavier (11-17-15)
	1.000 (6-6)	WADE, Dean vs Kansas State (11-23-15)
	1.000 (5-5)	Abu, Abdul-Malik vs NC State (12-19-15)
	1.000 (5-5)	York, Gabe at Arizona (12-13-15)
	1.000 (5-5)	WHITE vs Omaha (12-9-15)
	1.000 (5-5)	Skelly, Gavin vs Northwestern (11-24-15)
	1.000 (5-5)	Fletcher Magee vs Wofford (11-13-15)
	1.000 (4-4)	Poythress, Alex at Kentucky (01/27/16)
	1.000 (4-4)	DJ Hogg at Texas A&M (01/23/16)
	1.000 (4-4)	FRAZIER, J.J. vs Georgia (1-20-16)
	1.000 (4-4)	CANTY vs Auburn (1-9-16)
	1.000 (4-4)	MARIC vs Northern Illinois (12-4-15)
	1.000 (4-4)	DAVIS, Myles at Xavier (11-17-15)
	1.000 (3-3)	Malik Newman vs Mississippi State (1-30-16)
	1.000 (3-3)	MATEN, Yante at Georgia (1-6-16)
	1.000 (3-3)	Anderson, Ryan at Arizona (12-13-15)
	1.000 (3-3)	HURT, Stephen vs Kansas State (11-23-15)
Rebounds	14	Q. Weatherspoon vs Mississippi State (1-30-16)
	14	FARR, James at Xavier (11-17-15)
Assists	8	Ulis, Tyler at Kentucky (01/27/16)
	7	Danuel House at Texas A&M (01/23/16)
	7	FRAZIER, J.J. vs Georgia (1-20-16)
	7	PATTERSON vs Omaha (12-9-15)
	7	Lindsey, Scottie vs Northwestern (11-24-15)
Steals	4	Nunn, Kendrick vs Illinois (12-23-15)
	4	ARMSTEAD vs Northern Illinois (12-4-15)
Blocked Shots	6	MATEN, Yante vs Georgia (1-20-16)
	5	Labissiere, Skal at Kentucky (01/27/16)
Turnovers	7	ROBINSON vs Arkansas-Pine Bluff (12-29-15)
	5	MOODY vs Ole Miss (2-3-16)
	5	MATEN, Yante at Georgia (1-6-16)
	5	PINKETT vs Savannah State (1-2-16)
Fouls	5	Aric Holman vs Mississippi State (1-30-16)
	5	EDWARDS, Mike at Georgia (1-6-16)
	5	THURMAN vs Omaha (12-9-15)
	5	McIntosh, Bryant vs Northwestern (11-24-15)





## 2015-16 MIZZOU ROSTER QUICK SHEET



**terrence  
PHILLIPS**

FR // 5-11 // 175 // ORANGE COUNTY, CALIF.

@FloorGeneral103				
	PPG	RPG	APG	SPG
Overall	8.0	3.5	3.0	1.5
SEC	7.8	3.9	2.8	1.9
	FG%	3PT%	FT%	MPG
Overall	.403	.348	.771	26.1
SEC	.329	.313	.800	27.3



**tramaine  
ISABELL**

SO // 6-0 // 178 // SEATTLE, WASH.

@oTrillMaine				
	PPG	RPG	APG	SPG
Overall	5.6	1.8	1.2	0.9
SEC	7.1	1.7	1.3	0.9
	FG%	3PT%	FT%	MPG
Overall	.371	.300	.714	15.3
SEC	.359	.143	.714	17.7



**d'angelo  
ALLEN**

SO // 6-7 // 216 // DALLAS, TEXAS

@DAngelo Allen5				
	PPG	RPG	APG	BPG
Overall	2.1	2.2	0.3	0.3
SEC	2.8	2.6	0.6	0.6
	FG%	3PT%	FT%	MPG
Overall	.531	.250	.273	9.2
SEC	.500	.333	.333	10.3



**k.j.  
WALTON**

FR // 6-3 // 197 // INDIANAPOLIS, IND.

@KJWalton10				
	PPG	RPG	APG	SPG
Overall	5.2	1.8	0.8	0.4
SEC	3.7	2.1	0.7	0.3
	FG%	3PT%	FT%	MPG
Overall	.434	.235	.733	13.3
SEC	.414	.111	.857	13.0



**jimmy  
BARTON**

R-SO // 5-9 // 160 // ST. LOUIS, MO.

Jimmy Barton				
	PPG	RPG	APG	SPG
Overall	0.0	0.0	0.1	0.3
SEC	0.0	0.0	0.0	0.5
	FG%	3PT%	FT%	MPG
Overall	.000	.000	.000	2.1
SEC	.000	.000	.000	0.5



**namon  
WRIGHT**

SO // 6-5 // 202 // LOS ANGELES, CALIF.

@kharyw				
	PPG	RPG	APG	SPG
Overall	8.8	4.7	1.3	0.4
SEC	9.4	4.4	1.5	0.1
	FG%	3PT%	FT%	MPG
Overall	.322	.264	.775	25.5
SEC	.313	.238	.800	26.4



**wes  
CLARK**

JR // 6-0 // 180 // DETROIT, MICH.

@Im back 15				
	PPG	RPG	APG	SPG
Overall	10.5	3.0	2.9	1.0
SEC	11.0	3.2	2.5	1.1
	FG%	3PT%	FT%	MPG
Overall	.386	.385	.823	26.5
SEC	.379	.368	.857	27.1



**jaquean  
GANT**

SO // 6-8 // 212 // SPRINGFIELD, GA.

@JaqueanG23				
	PPG	RPG	APG	BPG
Overall	4.5	3.5	0.6	1.1
SEC	3.4	3.2	0.1	0.9
	FG%	3PT%	FT%	MPG
Overall	.402	.083	.727	15.0
SEC	.371	.200	.500	15.1



**kevin  
PURYEAR**

FR // 6-7 // 236 // BLUE SPRINGS, MO.

@CallMe KP24				
	PPG	RPG	APG	SPG
Overall	11.3	4.4	0.4	0.4
SEC	10.7	4.3	0.3	0.4
	FG%	3PT%	FT%	MPG
Overall	.482	.250	.816	24.5
SEC	.451	.300	.857	24.8



**russell  
WOODS**

JR // 6-8 // 225 // CHICAGO, ILL.

@BigRuss25				
	PPG	RPG	APG	SPG
Overall	3.5	3.0	0.4	0.2
SEC	1.1	1.7	0.2	0.1
	FG%	3PT%	FT%	MPG
Overall	.585	.000	.389	15.0
SEC	.250	.000	.333	13.9



**adam  
WOLF**

FR // 6-7 // 202 // BEAVER DAM, WIS.

Adam Wolf				
	PPG	RPG	APG	SPG
Overall	1.8	1.6	0.0	0.2
SEC	0.0	1.5	0.0	0.0
	FG%	3PT%	FT%	MPG
Overall	.571	.333	.000	4.4
SEC	.000	.000	.000	6.5



**cullen  
VANLEER**

FR // 6-4 // 200 // PACIFIC, MO.

@cullenvanleer33				
	PPG	RPG	APG	SPG
Overall	4.0	1.2	0.7	0.3
SEC	3.2	0.7	0.5	0.3
	FG%	3PT%	FT%	MPG
Overall	.323	.300	.625	16.2
SEC	.227	.206	.714	15.5



**ryan  
ROSBURG**

SR // 6-10 // 260 // CHESTERFIELD, MO.

@RyRos44				
	PPG	RPG	APG	BPG
Overall	5.0	3.3	0.3	0.4
SEC	6.7	3.0	0.2	0.4
	FG%	3PT%	FT%	MPG
Overall	.620	.000	.485	17.0
SEC	.707	.000	.600	17.8

**LAST GAME:** 2 points (1-5 FG) with 3 assists, 2 rebounds, and 1 steal in 32 minutes vs. Alabama (Feb. 6). Season-high 5 steals vs. Ole Miss (Feb. 3) ... 16 points vs. Northwestern (Nov. 24), a season-high (3-of-6 three-pointers) ... season-high 7 assists in the win vs. Arkansas State (Dec. 1) ... **led Oak Hill Academy to an 88-4 record as starting point guard his last two seasons** ... broke Oak Hill's career assists record that was previously held by former UNC standout Jeff McInnis ... son of Alice Knox and Ted Phillips, and born on Jan. 12, 1996, in Los Angeles ... favorite TV show is 'Friends'.

**LAST GAME:** 10 points (3-4 FG, 4-6 FT) with 1 assist and 1 steal vs. Alabama (Feb. 6). Breakout game vs. Auburn (Jan. 9), scoring 12 points in 23 minutes off the bench and matching his career bests in rebounds (4) and free throw attempts (6) ... made **ESPN SportsCenter's Top 10** with his buzzer-beating, game-tying three-pointer vs. Oklahoma State (Dec. 30, 2014) with 0.2 seconds left in regulation ... led Garfield HS to a 25-1 record and the Class 4A state championship ... Son of Aiyana Brown and Tramaine Isabell Sr. ... interest careers in real estate or private investment.

**LAST GAME:** DNP vs. Alabama (Feb. 6). Season-high 8 points (4-of-4 FG) with 4 rebounds in 11 minutes off bench vs. Arkansas-Pine Bluff (Dec. 29) ... made all 8 of his starts in Mizzou's final eight games of the 2014-15 season ... breakout game vs. Elon (Dec. 11, 2014), scoring 12 points (5-of-7 FG, 2-of-2 FT) and grabbing 7 rebounds in 21 minutes of action off the bench ... **part of three Texas Class 4A State Championship teams** (2011, 2012 and 2014) at Kimball ... born May 10, 1996, in Dallas, Texas ... son of Evelyn Allen.

**LAST GAME:** 1 assist, 1 rebound in 6 minutes vs. Alabama (Feb. 6). 10 points (3-of-6 FG, 2-of-2 3PT, 2-of-2 FT) in start vs. Savannah State (Jan. 2) ... 10 points (3-of-3 FG, 1-of-1 3PT, 3-of-4 FT) in 10 minutes off the bench vs. Omaha (Dec. 9) ... started in his collegiate debut vs. Wofford (Nov. 13) ... averaged 19.7 points per game for Brownsburg HS as a senior ... **Rivals.com** 103rd best recruit in the nation ... son of Kenneth and Michelle Walton ... father, Kenneth, played basketball at Nebraska (1981-83) ... born July 20, 1996 ... favorite TV show is 'Fresh Prince of Bel-Air'.

**LAST GAME:** DNP vs. Alabama (Feb. 6). Walked onto the Tiger program before the 2014-15 season after playing his freshman season at Division I Houston Baptist ... played in 31 games for Houston Baptist, making 13 starts ... was a four-year letterwinner and three-year team captain for coach Kevin Poelker at De Smet Jesuit High School in St. Louis, Mo. ... born Oct. 7, 1994, in St. Louis, Mo. ... son of Jim Sr. and Christy Barton ... considers his father, Jim Sr., his greatest influence.

**LAST GAME:** 8 points (1-7 FG, 6-6 FT) with 3 rebounds vs. Alabama (Feb. 6). Career-high 8 rebounds vs. Savannah State (Jan. 2) ... fired in 18 points (5-of-7 FG, 3-of-4 3PT, 5-of-8 FT) in 23 minutes off the bench in the season-opening win vs. Wofford (Nov. 13) ... finished the 2014-15 season as the Tigers' go-to scorer, averaging 13.6 points per game over Mizzou's final five contests ... season-ending flurry of points included 28 points vs. Florida (Feb. 24, 2015) ... led Pacific Hills to the Division IV state championship as a junior ... son of Michelle Burnside ... born June 25, 1994 in L.A.

**LAST GAME:** 8 points (2-7 FG, 4-5 FT) with 3 rebounds, 3 assists, and 2 steals vs. Alabama (Feb. 6). 10-10 FT vs. Ole Miss (Feb. 3) ... Career-high 26 points (10-16 FG, 4-6 3PT, 2-3 FT) and 8 assists vs. South Carolina (Jan. 16), ... then-career game vs. Illinois (Dec. 23), 21 points (8-16 FG, 4-6 3PT, 1-2 FT) ... **returning from right elbow dislocation that ended his 2014-15 season, missing final 8 games** ... averaged 10.1 ppg in '14-15 in first season in primary role ... led Romulus HS to the 2013 Michigan Class A state title ... son of Yvette Johnson and Wes Clark Sr., born Dec. 12, 1994, in Detroit, Mich.

**LAST GAME:** DNP vs. Alabama (Feb. 6). Career-high 11 rebounds and 4 blocks in 20 minutes off the bench vs. Arkansas-Pine Bluff (Dec. 29) ... finished the 2014-15 season with 14 blocks in 23 games ... 13 points off the bench vs. Xavier (Dec. 13, 2014), the first action of his career ... was named Georgia's Mr. Basketball as a senior in 2014 ... 21.0 points per game for Effingham County as a senior ... son of La'Kenia Gant and James McDonald ... born May 6, 1996, in Savannah, Ga. ... would enjoy working in the restaurant business after basketball.

**LAST GAME:** Season-high 22 points (9-17 FG, 2-3 3PT, 2-2 FT) with 6 rebounds vs. Alabama (Feb. 6). Has hit double figures in scoring in 15-of-23 games in 2015-16 ... first career double-double vs. Auburn (Jan. 9) with 14 points and 11 rebounds (career-high) ... scored 20 points in collegiate debut vs. Wofford (Nov. 13) ... averaged 20.1 points as a senior at Blue Springs South ... led South to its first-ever Missouri Class 5 State Championship at Mizzou Arena as a senior ... son of Kevin and Vicki Puryear ... born Nov. 18, 1996, in New Brunswick, N.J. ... **grew up dreaming of chance to play at Mizzou.**

**LAST GAME:** DNP vs. Alabama (Feb. 6). Back-to-back games with 10 rebounds vs. Arkansas-Pine Bluff (Dec. 29) and Illinois (Dec. 23) ... scored 9 points in his Mizzou debut vs. Wofford (Nov. 13), logging 13 minutes off the bench ... averaged 14.1 points and 7.2 rebounds per game during the 2014-15 season at John A. Logan ... won an Illinois state title as a senior at Simeon Career Academy ... played alongside Milwaukee Bucks forward and former No. 2 NBA Draft pick Jabari Parker ... son of Vivian Winters and Russell Woods, Sr.

**LAST GAME:** 3 rebounds in 12 minutes off the bench vs. Alabama (Feb. 6). 6 points (3-of-4 FG) in just five minutes to close out the win vs. Arkansas-Pine Bluff (Dec. 29), including 3 rebounds and 2 blocks ... 17.0 points and 7.5 rebounds per game for Beaver Dam High School ... played 3 seasons at Lake Forest High School in Illinois before transferring to Beaver Dam ... **passed up several Division II scholarships** to accept Coach Anderson's walk-on opportunity ... son of John and Jamie Wolf ... born on March 21, 1997, in Milwaukee, Wis. ... favorite movie is *Star Wars*.

**LAST GAME:** 4 points (1-4 FG, 1-4 3PT, 1-2 FT) vs. Alabama (Feb. 6). Season-high four 3-pointers on 4-of-7 3PT shooting vs. NC State (Dec. 19), scoring 12 points ... season-best 13 points (5-of-9 FG, 3-of-7 3PT) at Xavier (Nov. 17) ... hit on his 2 FG attempts in his collegiate debut vs. Wofford (Nov. 13), including his first career 3-pointer ... averaged 23.5 points and 7.3 rebounds per game for Pacific HS as a senior ... named Missouri Class 4 Co-Player of the Year ... son of John and Lori VanLeer ... born on May 25, 1996, in Beaufort, Mo. ... **Mizzou fan since childhood.**

**LAST GAME:** Career-high 17 points (7-12 FG, 3-3 FT) with 7 rebounds and 1 steal vs. Alabama (Feb. 6). 12 points (6-of-6 FG) vs. South Carolina (Jan. 16) ... appeared in 30 or more games for the third consecutive season, earning 17 starts for Mizzou as a junior in 2014-15 ... 1 of Missouri's top players his final 2 seasons of high school at Marquette and twice earned all-state honors ... 1,862 career points, 2nd all-time in Marquette history ... son of Cindy and Paul Rosburg ... 3-time academic all-conference honoree ... born Nov. 12, 1993, in Chesterfield, Mo. ... **brother, Andy, played at Mizzou in 2011-12.**

NCAA APPEARANCES: '44, '76, '78, '80, '81, '82, '83, '86, '87, '88, '89, '90, '92, '93, '95, '99, '00, '01, '02, '03, '09, '10, '11, '12, '13

**TV/RADIO CHART**

<b>5-11</b> <b>G</b> <b>FR</b>  <b>1</b>	<b>6-0</b> <b>G</b> <b>SO</b>  <b>4</b>	<b>6-7</b> <b>F</b> <b>SO</b>  <b>5</b>	<b>6-3</b> <b>G</b> <b>FR</b>  <b>10</b>
<b>5-9</b> <b>G</b> <b>R-SO</b>  <b>11</b>	<b>6-5</b> <b>G</b> <b>SO</b>  <b>12</b>	<b>6-3</b> <b>G</b> <b>JR</b>  <b>13</b>	<b>6-0</b> <b>G</b> <b>JR</b>  <b>15</b>
<b>6-8</b> <b>F</b> <b>SO</b>  <b>23</b>	<b>6-7</b> <b>F</b> <b>FR</b>  <b>24</b>	<b>6-8</b> <b>F</b> <b>JR</b>  <b>25</b>	
<b>6-7</b> <b>F</b> <b>FR</b>  <b>32</b>	<b>6-4</b> <b>G</b> <b>FR</b>  <b>33</b>	<b>6-10</b> <b>F</b> <b>SR</b>  <b>44</b>	

**MIZZOU NUMERICAL ROSTER**

No.	Name	Ht.	Wt.	Pos.	Yr.	Exp.	Hometown / High School / Previous School
1	Terrence Phillips	5-11	175	G	Fr.	HS	Orange County, Calif. / Oak Hill Academy (Va.)
4	Tramaine Isabell	6-0	178	G	So.	1L	Seattle, Wash. / Garfield H.S.
5	D'Angelo Allen	6-7	216	F	So.	1L	Dallas, Texas / Kimball H.S.
10	K.J. Walton	6-3	197	G	Fr.	HS	Brownsburg, Ind. / Brownsburg H.S.
11	Jimmy Barton	5-9	160	G	R-So.	RS	St. Louis, Mo. / DeSmet Jesuit H.S. / Houston Baptist
12	Namon Wright	6-5	202	G	So.	1L	Los Angeles, Calif. / Pacific Hills
13	Trevor Glassman	6-3	200	G	Jr.	TR	Bedford, N.H. / New Hampton School
15	Wes Clark	6-0	180	G	Jr.	2L	Detroit, Mich. / Romulus H.S.
21	Jordan Barnett	6-7	215	F	So.	TR	St. Louis, Mo. / Christian Brothers College H.S. / Texas
23	Jakeenan Gant	6-8	212	F	So.	1L	Springfield, Ga. / Effingham County
24	Kevin Puryear	6-7	236	F	Fr.	HS	Blue Springs, Mo. / South H.S.
25	Russell Woods	6-8	225	F	Jr.	JC	Chicago, Ill. / Simeon High School / John A. Logan College (Ill.)
32	Adam Wolf	6-7	202	F	Fr.	HS	Beaver Dam, Wis. / Beaver Dam H.S.
33	Cullen VanLeer	6-4	200	G	Fr.	HS	Pacific, Mo. / Pacific H.S.
44	Ryan Rosburg	6-10	260	F	Sr.	3L	Chesterfield, Mo. / Marquette H.S.

**MIZZOU COACHING STAFF**

Coach	Position	Year	Alma Mater, Year
Kim Anderson	Head Coach	Second	Missouri, 1979, '81
Rob Fulford	Assistant Coach	Second	Marshall, 1997
Brad Loos	Assistant Coach	Second	Austin Peay State, 2002
Corey Tate	Assistant Coach	First	Missouri, 1997
Paul Rorvig	Basketball Operations	Second	Central Missouri, 2005
Steve Shields	Special Assistant to the Head Coach	First	Baylor, 1988, '92
Matt Herring	Athletic Performance	Second	Southwest Texas State, 1994

NCAA APPEARANCES: '44, '76, '78, '80, '81, '82, '83, '86, '87, '88, '89, '90, '92, '93, '95, '99, '00, '01, '02, '03, '09, '10, '11, '12, '13