

2015-16 WOMEN'S BASKETBALL GAME NOTES



#OLEMISS
#HOTTYTODDY
#GOREBELS
#RISEUP
#OLEMISS
#PACKTHETAD
#NOCEILINGS

Ole Miss Athletic Media Relations • 908 All American Drive • University, MS 38677 • 662-915-7522

WBB CONTACT: Jessica Poole • **OFFICE:** (662) 915-7896 • **CELL:** 662-816-3877 • **EMAIL:** jepoole1@olemiss.edu

GAME 14: VS. VANDERBILT

OXFORD, MISS.

2015-16 SCHEDULE

DATE	RK	OPPONENT	TV	TIME/RESULT
N6		CHRISTIAN BROTHERS+	SECN+	W, 100-53
N13		MISSISSIPPI VALLEY^	SECN+	W, 97-61
N15		UL-LAFAYETTE	SEC	L, 82-78
N19		MISSOURI STATE	SECN+	L, 91-78
N22		at Middle Tennessee	FOX	L, 84-75
N27		at Stony Brook		W, 72-57
N29		at Wagner		W, 86-49
D2		WESTERN KENTUCKY	SECN+	W, 59-53
D6		ARKANSAS-PINE BLUFF	SECN+	W, 80-45
D12		at Southern Miss		L, 57-38
D14		NEW ORLEANS	SECN+	W, 97-59
D16		TULANE	SECN+	L, 61-59
D19		MCNEESE STATE	SECN+	W, 96-56
D29		ALABAMA A&M	SECN+	W 103-42
J3		VANDERBILT*	SECN+	2:00 P.M.
J7		at LSU*	SEC	7:30 p.m.
J10		FLORIDA#	SEC	1:00 P.M.
J14	16/13	at Texas A&M*	SECN+	7:00 P.M.
J18	8/8	at Mississippi State*	SEC	6:00 p.m.
J21	7/7	KENTUCKY*	SEC	8:00 P.M.
J28	2/2	at South Carolina	SECN+	6:00 p.m.
J31	23/RV	MISSOURI*	SEC	4:00 P.M.
F4		at Alabama*	SECN+	6:00 p.m.
F7	RV/RV	at Georgia*	SECN+	1:00 p.m.
F11	-/-	AUBURN*	SECN+	6:00 P.M.
F15	16/13	TEXAS A&M*	SEC	6:00 P.M.
F18	13/16	at Tennessee*	SECN+	6:00 p.m.
F21	8/8	MISSISSIPPI STATE*	ESPN2	4:00 P.M.
F25	2/2	SOUTH CAROLINA*	SEC	8:00 P.M.
F28		at Arkansas*	SEC	3:00 p.m.
M2-6		at SEC Tournament!	SEC/ESPN	TBA

*SEC Game

#-Exhibition game

^~13th annual School Kids Game

#-Pavilion at Ole Miss Opening Weekend

! SEC Tournament (Jacksonville, Fla.)

Rankings: AP/USA Today

TV Codes: SECN+ - SEC Network+ (WEB); SEC- SEC Network;

Fox- Fox Sports

All Times Central/Home Games in BOLD CAPS



Ole Miss Rebels

(8-5, 0-0)

Head Coach: Matt Insell

Career: Third Season

at UM: 39-39/Career: 39-39

Date: Sunday, January 3

Time: 2:00 PM CT

Location: Oxford, Miss.

Arena: Tad Smith Coliseum (8,867)

Television: SECN+

Richard Cross Play-by-Play

Armintie Herrington, Analyst

Radio: 105.1 FM/105.5 FM

Graham Doty, Play-by-Play

Brett, Ball, Analyst

Live Audio: OleMissSports.com

Series Information: Vanderbilt

leads, 29-15

Last Meeting: VU, 58-54 (2/5/15)



Vanderbilt Commodores

(11-2, 0-0)

Head Coach: Melanie Balcomb

Career: 24th Season

at VU: 292-135/Career: 455-239

STARTING FIVE

- Ole Miss closed non-conference play with a 103-42 win over Alabama A&M. **Bretta Hart** led the way with a career-best 20 points and a team-high nine rebounds. **Erika Sisk** was in double figures for the second straight game with 19 points while **Shandricka Sessom** and **Jonell Williams** added 13 and 10 points.
- For the third consecutive season, Ole Miss will open SEC play at home. The Rebels are 7-3 in SEC openers over the last 10 years and are looking for their second straight SEC opening win after a win over Arkansas last season - the first since 2008-09. Ole Miss opens with Vanderbilt for the first time since 2012-13.
- Sessom extended her double-figure scoring streak to 14 straight games dating back to last season, which is the longest double-digit scoring streak on the team currently. Sessom's leading the team with 18.3 points per game and is currently leading the SEC in scoring and ranks 51st nationally.
- Bretta Hart posted her first career game of 20 points with 20 points against Alabama A&M. Hart also added nine rebounds, which was one rebound shy of her second career double-double and her first since her freshman season in 2013-14. Hart has been in double figures three times in her career.
- Ole Miss closed the non-conference slate with a 8-5 record with its win over Alabama A&M. In the win, Ole Miss passed the century mark for the first time since 2009-10 and moved to 23-10 in non-conference games in the Matt Insell era and 47-26 in non-conference games over the last five seasons.

OLE MISS PROJECTED STARTERS (BASED ON PREVIOUS GAME)

	G • 3 • A'QUEEN HAYES	PTS	REB	AST	S	FG%	FT%
	5-8 So. Horn Lake, Miss. Horn Lake HS	5.6	4.6	2.6	1.7	.354	.483
	G • 5 • ERIKA SISK	PTS	REB	AST	S	FG%	FT%
	5-8 Jr. Oxford, Miss. Murray State	11.1	3.5	3.1	2.6	.413	.740
	F • 11 • SHEQUILA JOSEPH	PTS	REB	AST	S	FG%	FT%
	6-3 Jr. London, England Barking Abby	5.8	4.5	0.5	0.7	.384	.650
	G • 23 • SHANDRICKA SESSOM	PTS	REB	AST	S	FG%	FT%
	5-10 So. Byhalia, Miss. Byhalia HS	18.3	6.2	2.4	2.0	.428	.733
	G • 44 • TORRI LEWIS	PTS	REB	AST	S	FG%	FT%
	5-11 Fr. Olive Branch, Miss. MHEA	6.9	1.5	0.9	1.0	.290	.625



OleMissHoops.com

Twitter.com/OleMissNow

OleMissSportsBlog.com

Facebook.com/OleMissSports

Twitter.com/OleMissWBB

Facebook/OleMissWBB

Instagram: OleMissWBB

QUICK FACTS

Name	The University of Mississippi (Ole Miss)
Nickname	Rebels
Location	Oxford, Mississippi
Founded	November 6, 1848
Enrollment	23,838
School Colors	Cardinal Red and Navy Blue
Mascot	Rebel
Chancellor	Jeffrey S. Vitter
Faculty Representative	Dr. Ron Rychlak
Athletics Director	Ross Bjork
Head Basketball Coach	Matt Insell
Conference	Southeastern (SEC)
Home Arena	C.M. "Tad" Smith Coliseum
Capacity	8,867
Home Arena	Pavilion at Ole Miss (Opening in Jan.)
Capacity	9,500
2014-15 Record	19-14
SEC Record/Finish	7-9/T7th
Lettermen Returning/Lost	7/5
Starters Returning/Lost	2/3
Newcomers	6

MEDIA SERVICES

CREDENTIALS

Please contact the Athletics Media Relations Office for game credentials. Requests for credentials should be emailed to jepoole1@olemiss.edu and will be limited to working members of the media. Credentials will be held at the will-call table located at the media entrance on the East side of Tad Smith Coliseum.

Space problems on press row do occur because of lack of seating. As a result, priority will be given to media representatives that cover Ole Miss basketball on a regular basis. Credentials are non-transferable. Unauthorized use is strictly prohibited.

INTERVIEW POLICY

All interview requests — coaches and players — MUST be coordinated through the Athletics Media & Public Relations office. During the week, head coach Matt Insell and Rebel players will generally be available for interview after practice Monday-Friday unless arranged otherwise. Please email or text your player requests to Jessica Poole by 5 p.m. of the day prior to interviews. There will be no gameday player interviews until after the game. Head coach Matt Insell will be available on gameday (if requested) after the teams shootaround.

PRACTICE POLICY

Ole Miss basketball practices are open to the media. Please contact Jessica Poole if you plan on attending practice, at least 24 hours before you plan to attend. The Ole Miss women's basketball schedule is subject to change, but practice is normally from 2 p.m.-4 p.m. at the Basketball Practice Facility. Please contact Jessica Poole with any questions.

POSTGAME INTERVIEWS

Both team locker rooms are **CLOSED** to the media following the game, by facility policy. Coach Insell will address the media approximately 10 minutes after the game. Selected players will be brought into the interview room with the head coach. Visiting coach and player interviews will be coordinated through the visiting team's media relations contact.

Ole Miss Rebels Roster

No.	Name	Cl.	Pos.	Ht.	Hometown/Previous School
00	Kiara Golden	So.	G	5-8	Olive Branch, Miss./Center Hill HS
2	Jonell Williams	Fr.	F/C	6-3	Palatka, Fla./Palatka HS
3	A'Queen Hayes	So.	G	5-8	Horn Lake, Miss./Horn Lake HS
4	Precious Person	Jr.	G/F	6-1	Riverdale, Ga./Rutgers/Charles Drew HS
5	Erika Sisk	Jr.	G	5-9	Oxford, Miss./Murray State/Oxford HS
10	Cecilia Muhate Pena	Fr.	F/C	6-2	Madrid, Spain/Arturo Soria
11	Shequila Joseph	Jr.	F	6-3	London, England/Barking Abby School
15	Kelsey Briggs	So.	F	6-3	Memphis, Tenn./Overton HS
20	Madinah Muhammad	Fr.	G	5-8	Chicago, Ill./Whitney Young HS
23	Shandricka Sessom	So.	G	5-10	Byhalia, Miss./Byhalis HS
24	Bretta Hart	So.	F	6-1	Poplarville, Miss./Bay HS
25	Alissa Alston	Fr.	G	5-8	New Haven, Conn./Upper Room Christian Academy
44	Torri Lewis	Fr.	G	5-11	Olive Branch, Miss./Home School (MHEA)

Coaching Staff

Matt Insell — Head Coach (Middle Tennessee State, 2007), Third Season
 Alex Simmons — Assistant Coach (Tennessee, 2008), Third Season
 Todd Schaefer — Assistant Coach (Thomas More, 1998), Third Season
 Brittany Hudson — Assistant Coach (Georgia State, 2008), Second Season
 Eric White — Director of Operations (Montevallo, 1996), Third Season

Pronunciation Chart

SHEQUILA Joseph	Sha-key-la
A'QUEEN Hayes	A-Queen
SHANDRICKA Sessom	Shan-(Like Man)-dre-ka
MADINAH Muhammad	MA-Dean-A
CECILIA MUHATE PENA	Sa-seal-ya MOO-haut-E PAIN-Ya
JONELL Williams	JON-L

Alphabetical Roster

25	Alissa Alston	G	5-8
15	Kelsey Briggs	F	6-3
00	Kiara Golden	G	5-8
24	Bretta Hart	F	6-1
3	A'Queen Hayes	G	5-8
11	Shequila Joseph	F	6-3
44	Torri Lewis	G	5-11
20	Madinah Muhammad	G	5-8
10	Cecilia Muhate Pena	F/C	6-2
4	Precious Person	F	6-1
23	Shandricka Sessom	G	5-10
5	Erika Sisk	G	5-9
2	Jonell Williams	F/C	6-3

Roster Breakdown

State	
Connecticut (1)	Alston
Florida (1)	Williams
Georgia (1)	Person
Illinois (1)	Muhammad
Mississippi (6)	Golden, Hart, Hayes, Lewis, Sisk, Sessom
Tennessee (1)	Briggs
International (2)	Joseph, Muhate Pena

Class

Juniors (4)	Hart, Joseph, Person Sisk
Sophomores (4)	Briggs, Golden, Hayes, Sessom
Freshmen (5)	Alston, Lewis, Muhammad, Muhate Pena, Williams

Height

6-3	Joseph, Briggs, Williams
6--2	Muhate Pena
6-1	Hart, Person
5-11	Lewis
5-10	Sessom
5-9	Sisk
5-8	Golden, Hayes, Alston, Muhammad

Major

Undeclared	Alston, Golden, Lewis
General Studies	Briggs, Hart, Hayes, Person, Sisk
Exercise Science	Joseph, Muhammad, Sessom
Biological Science	Williams
Psychology	Muhate Pena

Game Day Services

Flipcards, game notes, updated stats and media guides (if available) will be available before the game. In game statistics will be provided via live stat monitors or passed out at media timeouts to electronic media. Full statistical books will be available soon after the game.

Media Timeouts

In the new format media timeouts (2:45 in length) will be taken in the following manner:
 -One per quarter
 (First called timeout prior to the 5 min mark or the first deadball at or below the 5 min mark)
 -Quarter breaks may be used as media timeout

-First called timeout in the second half becomes a media timeout.
 -If it is a free throw situation, the shots will be taken following the timeout per NCAA regulations














Radio Lines

The Ole Miss Media Relations office has phone lines available to visiting radio stations on a first-come, first-serve basis. Priority will be given to commercial radio over student radio

In-Game Updates

For in-game updates follow @OleMissWBB on Twitter.

OLE MISS BROADCAST NOTES (GRAY DENOTES PROBABLE STARTERS)

00 G		KIARA GOLDEN 5-8 So. Olive Branch, Miss. Center Hill	<table><tr><th>PTS</th><th>REB</th><th>AST</th><th>S</th><th>FG%</th><th>FT%</th></tr><tr><td>4.6</td><td>1.4</td><td>0.9</td><td>1.4</td><td>.340</td><td>.444</td></tr></table>	PTS	REB	AST	S	FG%	FT%	4.6	1.4	0.9	1.4	.340	.444	LAST GAME: Played 17 mins vs. Alabama A&M ... 5 pts, 3 rebs, 2 stls, 1 blk and 1 asst ... 3-of-3 from the FT line NOTES: Cousin is Anfernee "Penny" Hardway. No. 3 pick in the 1993 NBA Draft ... Father, LaMarcus Golden, played basketball at Tennessee and Memphis.
PTS	REB	AST	S	FG%	FT%											
4.6	1.4	0.9	1.4	.340	.444											
2 F/C		JONELL WILLIAMS 6-3 Fr. Palatka, Fla. Palatka	<table><tr><th>PTS</th><th>REB</th><th>AST</th><th>S</th><th>FG%</th><th>FT%</th></tr><tr><td>4.1</td><td>6.9</td><td>0.3</td><td>0.8</td><td>.393</td><td>.524</td></tr></table>	PTS	REB	AST	S	FG%	FT%	4.1	6.9	0.3	0.8	.393	.524	LAST GAME: Played 8 mins vs. Alabama A&M ... 10 pts, 5 rebs and 2 stls ... Career-high in points (10) for her first career game in double figures NOTES: Scored first career points vs. Missouri State ... Most rebounds by a freshman in their debut since Armintie Price's 11 rebs in 2004-05 with 9 vs. Mississippi Valley State ... Father is John L. Williams, who played football at Florida and spent 10 years in the NFL with the Seahawks and Steelers.
PTS	REB	AST	S	FG%	FT%											
4.1	6.9	0.3	0.8	.393	.524											
3 G		A'QUEEN HAYES 5-8 So. Horn Lake, Miss. Horn Lake	<table><tr><th>PTS</th><th>REB</th><th>BLK</th><th>AST</th><th>FG%</th><th>FT%</th></tr><tr><td>5.6</td><td>4.6</td><td>0.2</td><td>2.6</td><td>.354</td><td>.483</td></tr></table>	PTS	REB	BLK	AST	FG%	FT%	5.6	4.6	0.2	2.6	.354	.483	LAST GAME: Played 26 mins vs Alabama A&M ... 6 pts, 4 stls, 3 assts and 2 rebs NOTES: Currently on a 43-game scoring streak and 36-game rebounding streak... Averaged 7.3 PPG and 4.3 RPG as a freshman ... Member of All-SEC Freshman Team last season.
PTS	REB	BLK	AST	FG%	FT%											
5.6	4.6	0.2	2.6	.354	.483											
4 F		PRECIOUS PERSON 6-1 R-Jr. Riverdale, Ga. Rutgers.	<table><tr><th>PTS</th><th>REB</th><th>AST</th><th>BLK</th><th>FG%</th><th>FT%</th></tr><tr><td>4.0</td><td>2.0</td><td>1.0</td><td>1.0</td><td>.333</td><td>.000</td></tr></table>	PTS	REB	AST	BLK	FG%	FT%	4.0	2.0	1.0	1.0	.333	.000	LAST GAME: DNP - Coaches Decision (Out for season with knee injury) NOTES: Transferred from Rutgers, eligible to play this season after sitting out 2014-15 due to NCAA transfer rules ... 4 points in debut vs. Mississippi Valley State.
PTS	REB	AST	BLK	FG%	FT%											
4.0	2.0	1.0	1.0	.333	.000											
5 G		ERIKA SISK 5-9 Jr. Oxford, Miss. Murray St.	<table><tr><th>PTS</th><th>REB</th><th>AST</th><th>S</th><th>FG%</th><th>FT%</th></tr><tr><td>11.1</td><td>3.5</td><td>3.1</td><td>2.6</td><td>.413</td><td>.740</td></tr></table>	PTS	REB	AST	S	FG%	FT%	11.1	3.5	3.1	2.6	.413	.740	LAST GAME: Played 22 mins vs. Alabama A&M ... 19 pts, 4 assts, 3 rebs and 1 stl ... Second straight game in double figures ... 4-of-5 from the FT line NOTES: Averaging 11.1 PPG ... Third in the SEC in steals (2.6) ... 159 points away from 1,000 ... Has started each game of her collegiate career (75 games)
PTS	REB	AST	S	FG%	FT%											
11.1	3.5	3.1	2.6	.413	.740											
10 G		CECILIA MUHATE PENA 6-2 Fr. Madrid, Spain Arturo Soria	<table><tr><th>PTS</th><th>REB</th><th>AST</th><th>S</th><th>FG%</th><th>FT%</th></tr><tr><td>2.3</td><td>3.1</td><td>0.3</td><td>0.6</td><td>.440</td><td>.455</td></tr></table>	PTS	REB	AST	S	FG%	FT%	2.3	3.1	0.3	0.6	.440	.455	LAST GAME: Played 13 mins vs. Alabama A&M ... 6 pts, 3 rebs and 1 blk ... Career-high in points (6) NOTES: From Madrid, Spain ... Won gold medal this summer with Spain's U18 FIBA Euro Wold Championship team.
PTS	REB	AST	S	FG%	FT%											
2.3	3.1	0.3	0.6	.440	.455											
11 G		SHEQUILA JOSEPH 6-3 Jr. London, England Barking Abby	<table><tr><th>PTS</th><th>REB</th><th>AST</th><th>BLK</th><th>3FG%</th><th>FG%</th></tr><tr><td>5.8</td><td>4.5</td><td>0.5</td><td>0.3</td><td>.233</td><td>.384</td></tr></table>	PTS	REB	AST	BLK	3FG%	FG%	5.8	4.5	0.5	0.3	.233	.384	LAST GAME: Played 7 mins vs. Alabama A&M ... 2 rebs and 1 stl ... Second consecutive scoreless game NOTES: 16 points vs. Missouri State is most since her freshman season ... Ninth consecutive start, most since her freshman season ... Played with the British and English youth national teams, participating in FIBAS competition.
PTS	REB	AST	BLK	3FG%	FG%											
5.8	4.5	0.5	0.3	.233	.384											
15 F		KELSEY BRIGGS 6-3 So. Memphis, Tenn. Overton	<table><tr><th>PTS</th><th>REB</th><th>AST</th><th>3FG%</th><th>FG%</th><th>FT%</th></tr><tr><td>5.0</td><td>1.8</td><td>0.5</td><td>.182</td><td>.333</td><td>.500</td></tr></table>	PTS	REB	AST	3FG%	FG%	FT%	5.0	1.8	0.5	.182	.333	.500	LAST GAME: Played 17 mins vs. Alabama A&M ... 6 pts, 4 rebs, 2 stl, 1 asst and 1 blk NOTES: Averaging 4.3 PPG and 2.3 RPG last season ... Had a career-high 19 pts in WNIT vs. UT Martin last season.
PTS	REB	AST	3FG%	FG%	FT%											
5.0	1.8	0.5	.182	.333	.500											
20 G		MADINAH MUHAMMAD 5-8 Fr. Chicago, Ill. Whitney Young	<table><tr><th>PTS</th><th>REB</th><th>AST</th><th>FG%</th><th>3FG%</th><th>FT%</th></tr><tr><td>6.7</td><td>1.8</td><td>0.8</td><td>.326</td><td>.317</td><td>.889</td></tr></table>	PTS	REB	AST	FG%	3FG%	FT%	6.7	1.8	0.8	.326	.317	.889	LAST GAME: Played 23 mins vs. Alabama A&M ... 7 pts, 2 rebs, 1 stl and 1 asst ... 4-of 4 from the FT line NOTES: 8-of-8 from the FT line in last two games ... Comes to Oxford from Chicago, Ill. and Whitney Young High School ... Won a state championship.
PTS	REB	AST	FG%	3FG%	FT%											
6.7	1.8	0.8	.326	.317	.889											
23 F		SHANDRICKA SESSOM 5-10 So. Byhalia, Miss. Byhalia	<table><tr><th>PTS</th><th>REB</th><th>AST</th><th>S</th><th>FG%</th><th>FT%</th></tr><tr><td>18.3</td><td>6.2</td><td>2.4</td><td>2.0</td><td>.428</td><td>.733</td></tr></table>	PTS	REB	AST	S	FG%	FT%	18.3	6.2	2.4	2.0	.428	.733	LAST GAME: Played 22 mins vs. Alabama A&M ... 13 pts, 7 assts and 3 stls ... 13th game in double figures ... 13th straight game with a 3-PT FG ... Career-high in assists (7). NOTES: Averaging a team-best 18.3 PPG, leading the SEC ... Has been in double figures last 14 games dating back to 2014-15 season ... Currently on a 15-game rebounding steak dating back to last season.
PTS	REB	AST	S	FG%	FT%											
18.3	6.2	2.4	2.0	.428	.733											
24 F		BRETTA HART 6-1 Jr. Poplarville, Miss. Bay	<table><tr><th>PTS</th><th>REB</th><th>AST</th><th>BLK</th><th>FG%</th><th>FT%</th></tr><tr><td>5.5</td><td>7.5</td><td>0.2</td><td>1.0</td><td>.524</td><td>.263</td></tr></table>	PTS	REB	AST	BLK	FG%	FT%	5.5	7.5	0.2	1.0	.524	.263	LAST GAME: Played 17 mins vs. Alabama A&M ... 20 pts, 9 rebs, 3 stls and 1 blk ... Career-high in points (20) ... First career 20-point game NOTES: Career-high 19 rebs and 3 blks vs. UL-Lafayette ... One pt shy of second career double-double vs. UL-Lafayette ... Owns the top two rebounding performances in the SEC this season (19 vs. ULL, 18 vs. WKU) ... Currently on 10-game scoring streak and 16-game rebounding streak
PTS	REB	AST	BLK	FG%	FT%											
5.5	7.5	0.2	1.0	.524	.263											
25 F		ALISSA ALSTON 5-8 Fr. New Haven, Conn. Upper Room Christian Academy	<table><tr><th>PTS</th><th>REB</th><th>AST</th><th>BLK</th><th>FG%</th><th>FT%</th></tr><tr><td>5.3</td><td>2.4</td><td>2.5</td><td>0.2</td><td>.286</td><td>.595</td></tr></table>	PTS	REB	AST	BLK	FG%	FT%	5.3	2.4	2.5	0.2	.286	.595	LAST GAME: Played 9 mins vs. Alabama A&M ... 5 stls, 4 assts and 2 pts NOTES: On a 12-game scoring streak ... Comes to Oxford from New Haven, Conn. ... Played prep ball at Upper Room Christian Academy on Long Island.
PTS	REB	AST	BLK	FG%	FT%											
5.3	2.4	2.5	0.2	.286	.595											
44 G		TORRI LEWIS 6-1 Fr. Olive Branch, Miss. Home School	<table><tr><th>PTS</th><th>REB</th><th>AST</th><th>3FG%</th><th>FG%</th><th>FT%</th></tr><tr><td>6.9</td><td>1.5</td><td>0.9</td><td>.317</td><td>.290</td><td>.625</td></tr></table>	PTS	REB	AST	3FG%	FG%	FT%	6.9	1.5	0.9	.317	.290	.625	LAST GAME: Played 20 mins vs. Alabama A&M ... 9 pts, 3 rebs and 1 blk ... Started 4th straight game NOTES: First 30-pt scorer since Tia Faleru in 2013-14 ... Freshman record for 3-PT FG's ... 36 pts is second most by an SEC freshman this season ... Home schooled ... Won the national home school championship ... Two-time national home school player of the year.
PTS	REB	AST	3FG%	FG%	FT%											
6.9	1.5	0.9	.317	.290	.625											

OLE MISS HEAD COACH MATT INSELL

RECORD AS HEAD COACH/AT OLE MISS

39-39 (Third Season)

THE INSELL FILE

Full Name: Matthew Ollen Insell**Birthday:** September 22, 1982**Hometown:** Shelbyville, Tenn.**High School:** Shelbyville Central HS**College:** Middle Tennessee, '07**Degree:** Bachelor's degree in Political Science

ACCOLADES

• Named eighth head coach March 28, 2013

• One of the top recruiters in the women's game

• In his second season, led Ole Miss back to the postseason with a 19-14, 7-9 SEC record.

• In two seasons, has helped former Rebels Valencia McFarland and Tia Faleru to All-SEC accolades and A'Queen Hayes to SEC All-Freshman team honors.

INSELL MILESTONE WINS:

First career win - Jacksonville State, 83-62 (Nov., 8, 2013)

First SEC Win - Mississippi State, 87-85 (Jan. 23, 2014)

First SEC Tournament Win - Arkansas, 63-62 (March 5, 2014)

First Postseason Win - UT Martin, 80-70 (March 18, 2015)

COACHING CAREER

Season	School	Position	Record-Postseason
2007-08	La Tech	Director of Operations	16-15 - None
2008-09	Kentucky	Assistant	16-16 - WNIT Second Rd.
2009-10	Kentucky	Assistant	28-8 - NCAA Elite Eight
2010-11	Kentucky	Assistant	25-9 - NCAA Second Rd.
2011-12	Kentucky	Assistant	28-7 - NCAA Elite Eight
2012-13	Kentucky	Assistant	30-6 - NCAA Elite Eight
2013-14	Ole Miss	Head Coach	12-20 - None
2014-15	Ole Miss	Head Coach	19-14- WNIT Third Round

WHAT THEY ARE SAYING ABOUT MATT INSELL:

"Our search to find the right head coach took us to all corners of the country as we attracted top coaches from the basketball community. Coach Insell has coaching in his veins and was destined to be a head coach from day one. Coach Insell is viewed by many in college athletics as the top assistant coach in the country and his expertise in game planning, strategy, recruiting, and the student-athlete experience has been well chronicled." Being part of a re-building job at the University of Kentucky has enabled Coach Insell to gain the necessary requirements needed of our new staff as we re-capture the legacy that is Ole Miss women's basketball. He is the perfect fit to make this happen and we are excited he is joining our team.

Ross Bjork, Ole Miss Athletics Director

"I am elated for Matt. He made the decision when he graduated high school to forgo playing collegiate basketball and concentrate on becoming a Division I head coach. I am very excited about the journey he has made. I don't know of a better place to build his legacy than the University of Mississippi. Matt is a fantastic fit for the program. Deb and I, along with our entire family, are very proud of him."

Rick Insell, Head Women's Basketball Coach, Middle Tennessee State

"Ole Miss made a great decision when they hired Matt Insell. Matt is an excellent college basketball coach. I believe you have to be strong in many areas to be a quality college basketball coach. You can't be one dimensional. Matt is an outstanding recruiter, a tireless worker in the area of player development and very knowledgeable from an X and O standpoint. He always had a great feel regarding in-game adjustments that will prove valuable to him as a head coach. More important than any of that to me was his friendship to our family. He is like a member of our family. He was incredibly loyal to the Kentucky program, and we benefitted greatly from his contributions."

Matthew Mitchell, Head Women's Basketball Coach, Kentucky

**Years at Ole Miss:** Third Season**Alma Mater:** MTSU, 2007**Hometown:** Shelbyville, Tenn.

Ole Miss head coach Matt Insell took the Ole Miss women's basketball team to new heights in 2014-15 in his second year at the helm of the program. The Rebels posted 19 wins and seven SEC wins -- recording the most wins since the 2009-10 season, while also making their return to the postseason with an appearance in the third round of the Women's National Invitation Tournament (WNIT).

The Rebels, who posted seven more wins in 2014-15, posted four wins over NCAA Tournament participants and after being picked to finish last in the SEC preseason coaches and media poll, closed the season tied for the No. 7 in the league standings and earned the No. 8 seed for the SEC Tournament -- the highest seed for the Rebels in the last five seasons.

Leading a young team that featured eight newcomers, Insell was able to develop his youngsters throughout the season. Freshman A'Queen Hayes took over the starting point guard position midway through the season and excelled, earning SEC Freshman of the Week honors on January 12 and a spot on the All-Freshman team. Senior forward Tia Faleru picked up where she left off during her junior campaign and became the first SEC player to average a double-double since Georgia's Porsha Phillips in 2010-11, and became the first player to lead the league in rebounding in back-to-back seasons since LSU's Sylvia Fowles led the league from 2006-08. For her efforts, Faleru was an All-SEC first team selection and the only unanimous selection on the Associated Press' All-SEC first team. She also earned honorable mention AP All-American accolades and was a College Sports Madness fourth team All-American.

Insell and the Rebels knocked off ranked foes in No. 13 Kentucky and No. 18 Georgia -- the first time in five years Ole Miss had defeated a ranked foe. The season also saw Ole Miss pick up its 400th win at Tad Smith Coliseum and Insell and his father made women's basketball history by becoming the first father-son duo to play against each other in NCAA women's basketball when Middle Tennessee made the trip to Oxford in November.

In his first season as head coach at Ole Miss, Insell laid the foundation for a promising future. Beginning his career with the Rebels, Insell led Ole Miss to a 10-6 non-conference record, including a seven-game win streak - the longest win streak for the Rebels since the 2007-08 season. Ole Miss' non-conference schedule was highlighted by a matchup in Waco, Texas, where the Rebels took on the Baylor Bears, who had reached the Sweet Sixteen a year before. With Ole Miss leading in the final minutes, Baylor battled back to spoil the upset, giving fans a glimpse of the success to come under the vision of Insell.

After battling through the always challenging SEC schedule, the Rebels entered the SEC Tournament at the No. 14 seed, determined to take the momentum from a regular season finale victory over Auburn into the postseason tournament. Drawing the No. 11 seed Arkansas, the Rebels took care of business with a 63-62 victory, giving Ole Miss a statement win.

Insell also led the Rebels to wins over in-state rival, Mississippi State to give the first-year head coach his first SEC victory. In addition to the Rebel's battle with 2014 Elite Eight participant, Baylor, Ole Miss posted victories against women's basketball powerhouse, Louisiana Tech and sent the Ole Miss senior class out in style with a Senior Day overtime win over Auburn at Tad Smith Coliseum. Insell was named the head coach of the Ole Miss women's basketball team on March 28, 2013. Insell came to Oxford quite familiar with the Rebels after spending the previous five years as the top assistant on Matthew Mitchell's staff at Kentucky.

Insell, who was responsible for the guards while also having recruiting and player development duties, served as the top assistant coach and helped UK ink three top-10 recruiting classes and seven McDonald's All-Americans. During his time at Kentucky, Insell helped develop guard A'dia Mathies, a two-time SEC Player of the Year and All-America candidate, and Bria Goss who was named SEC Freshman of the Year.

Insell vs. 2015-16 Opponents		
Opponent	W-L	
Alabama	1-1	Missouri 0-3
Alabama A&M	2-0	Missouri State 0-1
Arkansas	2-2	New Orleans 1-0
Arkansas-Pine Bluff	1-0	Southern Miss 1-1
Auburn	2-1	South Carolina 0-2
Florida	1-1	Stony Brook 1-0
Georgia	1-1	Tennessee 0-3
Kentucky	1-2	Texas A&M 0-2
LSU	1-2	Tulane 1-1
McNeese State	1-0	UL-Lafayette 0-1
Middle Tennessee	0-3	Vanderbilt 0-2
Mississippi Valley State	3-0	Wagner 1-0
Mississippi State	1-3	Western Kentucky 1-1
Total		22-33

Ole Miss vs. Vanderbilt Notables

-Ole Miss and Vanderbilt will be meeting in Oxford for the first time since 2013-14. The Commodores own a 29-15 series advantage and have won the last six meetings between the teams including a come-from-behind win in Nashville last season. This will be the first meeting in an SEC opener since 2012-13.

-In the Insell era Ole Miss and Vanderbilt have traditionally played very close games. Four points decided the last meeting between the teams, while a combined 10 points have decided the last two meetings.

-Vanderbilt Kim Rosemond is very familiar with the Rebels as she is a Mississippi native and played her collegiate basketball at Ole Miss from 1995-98 before joining the coaching staff after graduation.

A Win Would

-Snap Vanderbilt's six-game win streak in the series and give Ole Miss its second consecutive win in an SEC opener. It would also run Ole Miss' undefeated streak to three straight games.

-Give Ole Miss a 410-126 all-time record in games played at Tad Smith Coliseum. The Vanderbilt game is the last basketball game at Tad Smith Coliseum

-Move the Rebels seven wins way from the 800th victory in program history. Ole Miss' current record is 792-477. The earliest Ole Miss could hit the 800th win would be on Jan. 31 at South Carolina and they would become the sixth SEC program to record 800 wins.

Rebels By The Numbers

6— Number of consecutive games Ole Miss has had a player score at least 20 points. Shandricka Sessom leads the way with five games of 20 or more points this season.

7—Number of assists Shandricka Sessom had against Alabama A&M. It was a career-high for the Byhalia, Mississippi native and marked her third game of five or more assists.

14— Number of consecutive games Ole Miss leading scorer Shandricka Sessom has scored in double figures. Sessom is averaging 18.3 points per game and is leading the SEC and ranks No. 51 nationally.

20— Number of points junior Bretta Hart had against

Alabama A&M. It was her first career game of 20 or more points and just her third career game in double figures. Hart becomes the fifth player to hit 20 points this season.

36— Number of points Torri Lewis scored against New Orleans. She was six points shy of the Tad Smith record for points held by Bianca Thomas. Her 36 points are the most for an Ole Miss player this season and is tied for second most points scored by an SEC player this season.

Final Game At the Tad Pad

Today's Vanderbilt game will be the last ever basketball game at the historic Tad Smith Coliseum. Ole Miss has accumulated more than 400 wins at the "Tad Pad" and has won 80 percent of its games at Tad Smith Coliseum. Ole Miss will move into the brand new Pavilion at Ole Miss and the opening weekend of the Pavilion will be Jan. 7-10. Ole Miss will play its first game in its new home on Jan. 10 vs. Florida.

Scouting Vanderbilt

Vanderbilt enters Sunday's game with an 11-2 record and on a 10-game winning streak after winning the Fordham Holiday Tournament with wins over New Mexico and host Fordham. Christa Reed and Rachel Bell lead the way for the Vanderbilt offense with 10.9 and 10.8 points, respectively. The Commodores have eight players averaging at least 5.0 points. Rayte'a Long leads the way on the glass with 4.6 rebounds, while Marqu'es Webb is also contributing 4.5 rebounds per game. As a team, Vanderbilt is averaging 69.4 points per game and 35.5 rebounds per game. Ole Miss and Vanderbilt have a common opponent in Mississippi Valley State, which both teams ironically opened the season with.

About Ole Miss

Sophomore Shandricka Sessom continues to lead the Ole Miss offense with 18.3 points per game and has reached double figures in each game this season and in 14 consecutive games dating back to last season. Her 18.3 points currently leads the SEC and ranks 51st nationally. Erika Sisk is also in double figures with 11.1 points per game and has reached double figures in each of the last two games, including a season-high 23 points against McNeese State. Torri Lewis and Madinah Muhammad are nearing double digits with 6.9 and 6.7 points per game, respectively. Bretta Hart leads the rebounding efforts with 7.5 rebounds per game, while rookie Jonell Williams is contributing 6.9 boards per game. As a team, Ole Miss is averaging 78.3 points per game and grabbing 46.8

BY THE NUMBERS**The Rebels' record is...**

- Overall. 8-5
- SEC Games 0-0
- SEC Tournament Games. 0-0
- Streak 7-2
- Home Overall (SEC) 0-0
- Road Overall (SEC) 0-0
- Neutral Games (SEC) 0-0
- Day Games 5-2
- Night Games 3-3
- November Games 3-3
- December Games 5-2
- January Games 0-0
- February Games 0-0
- March Games 0-0
- Monday Games 1-0
- Tuesday Games 1-0
- Wednesday Games. 1-1
- Thursday Games 0-1
- Friday Games. 2-0
- Saturday Games 1-1
- Sunday Games. 2-2
- Overtime Games 0-0
- Television Games. 0-2
- SECN+ Games. 6-2
- vs. Ranked Opponents. 0-0

Rebels' Record When...

- Leading at the half 8-1
- Tied at the half 0-0
- Behind at the half 0-4
- Scores 90 points or more 4-0
- Scores 80-89 points 2-1
- Scores 70-79 points 1-2
- Scores less than 70 points 1-2
- Out-rebounds opponent 6-2
- Out-rebounded by opponent 2-3
- Ties opponents in rebounds 0-0
- Shoots 50 percent or better 1-0
- Shoots between 40-49 percent 4-2
- Shoots under 40 percent 3-3
- Shoots 30 percent or better from 3-pt. 5-2
- Shoots under 30 percent from 3-pt. 3-3
- Shoots 70 percent or better from FT line 1-1
- Shoots 60-69 percent from FT line 4-1
- Shoots under 60 percent from FT line. 3-3
- Opp. shoots 50 percent or better 0-0
- Opp. shoots 40-49 percent 1-5
- Opp. shoots under 40 percent. 7-0
- Opp. shoots 30 percent or better from 3-pt. 0-4
- Opp. shoots under 30 percent from 3-pt. 8-1
- Commits 15 turnovers or more 4-3
- Commits less than 15 turnovers 4-2
- Forces 15 turnovers or more 7-4
- Forces less than 15 turnovers. 0-0
- Has less (or same) turnovers than opp. 8-4
- Has more turnovers than opponent 0-1

Nearing the Mark

Rebels approaching career statistical plateaus, milestones and records

Erika Sisk	Need	For
Points	159	1,000
Rebounds	252	500
Steals	40	200
A'Queen Hayes	Need	For
Points	185	500
Rebounds	97	300
Steals	38	150

Shequilla Joseph	Need	For
Points	115	500
Rebounds	74	300
3-PT FG's	41	100

Shandricka Sessom	Need	For
Points	98	500
Rebounds	146	300
3-PT FG's	10	50

2015-16 SEC STANDINGS

	SEC	Pct.	All	Pct.
Kentucky	0-0	0-0	11-0	1.000
Missouri	0-0	0-0	13-0	1.000
South Carolina	0-0	0-0	12-0	1.000
Mississippi State	0-0	0-0	13-1	.928
Florida	0-0	0-0	12-1	.923
Georgia	0-0	0-0	12-1	.923
Alabama	0-0	0-0	11-2	.846
Vanderbilt	0-0	0-0	11-2	.846
Auburn	0-0	0-0	10-3	.769
Texas A&M	0-0	0-0	10-3	.769
Tennessee	0-0	0-0	9-3	.750
Ole Miss	0-0	0-0	8-5	.615
LSU	0-0	0-0	6-7	.461
Arkansas	0-0	0-0	5-8	.354

as of 12/30/15

THIS WEEK IN THE SEC

Mon. Dec 28

7:00 PM	Tenn Tech at Georgia	SEC+
7:00 PM	Tennessee St at Kentucky	SEC NETWORK
7:00 PM	Lipscomb at Alabama	SEC+
8:00 PM	Miss Valley St at Arkansas	SEC+
8:00 PM	Samford at LSU	SEC+
8:00 PM	SE Louisiana at Miss St	SEC+

Tues. Dec 29

3:00 PM*	New Mexico St at Vanderbilt	
3:00 PM	PV A&M at Texas A&M	SEC+
6:30 PM	Charlotte at Missouri	SEC+
7:00 PM	Alabama A&M at Ole Miss	SEC+

Wed. Dec 30

4:30 PM*	USF at Miss St	SEC NETWORK
7:00 PM*	UCF at Florida	SEC NETWORK
7:00 PM	Auburn at FGCU	ESPN3
7:00 PM	Stetson at Tennessee	SEC+
8:00 PM	New Orleans at Arkansas	SEC+

Sun. Jan 3

1:00 PM	Miss St at Florida	SEC NETWORK
3:00 PM	LSU at Alabama	SEC NETWORK
3:00 PM	Arkansas at South Carolina	ESPN
3:00 PM	Kentucky at Auburn	SEC+
3:00 PM	Vanderbilt at Ole Miss	SEC+
5:00 PM	Georgia at Texas A&M	SEC NETWORK

*Neutral Site

All times EASTERN

rebounds per game.

Up Next

Ole Miss hits the road for the first time in five games when it travel to LSU for a showdown with the Tigers on Thursday Jan 7. Tipoff is set for 7:30 p.m. from the PMAC. Ole Miss fans can catch the game live on SEC Network with Paul Sunderland and Carolyn Peck on the call and hear Graham Doty and Arminie Herrington on the call on 105.1 FM and 105.5 FM and on OleMissSports.com.

Last Time Out — vs. Alabama A&M

OXFORD, Miss. — The Ole Miss women's basketball team (8-5) closed out the non-conference slate with a resounding 103-42 win over Alabama A&M on Tuesday night. Junior Bretta Hart posted her first career 20-point outing while adding a team-best nine rebounds in the win. Erika Sisk recorded her second consecutive game in double figures with 19 points, while Shandricka Sessom extended her double figure scoring streak to 14 straight games with 13 points and added a career-best seven assists. Holding a 58-19 lead heading into the third quarter, Ole Miss went to its bench and used 56 points from the Rebels reserves, including 20 from the game's leading scorer Hart, as it cruised to its second consecutive victory.

Rebels Hit the Century Mark

Ole Miss closed the non-conference slate with a 103-42 win over Alabama A&M. The win marked the first time Ole Miss has hit the century mark since 2009-10 and it was the first time Ole Miss scored 100 points in the Matt Insell era. In addition, Ole Miss' 61-point margin of victory is second most in program history.

It's Time For the Big Show

Ole Miss opens up SEC action at home for the third consecutive season when they host Vanderbilt, in fact, Ole Miss has only every opened SEC play at home under Matt Insell. Ole Miss is looking for its second consecutive win in its SEC opener after defeating Arkansas last season and should Ole Miss defeat Vanderbilt, it will be the first time Ole Miss has won consecutive SEC openers since winning openers in 2001-02 and 2002-03. Ole Miss is looking to go 7-3 in SEC home openers over the last 10 seasons.

Bretta Hits 20

Junior Bretta Hart led the way for the Rebels scoring a career-best 20 points off the bench on Tuesday. It was Hart's first career 20-point outing and marked the sixth consecutive game Ole Miss has had a player reach 20 points. Hart, who is averaging 5.5 points per game, leads the team on the glass with 7.5 rebounds per game.

Drique' Dishes

Ole Miss leading scorer Shandricka Sessom dished out a career-best seven assists in the win over Alabama A&M. Sessom is averaging 2.4 assists per game and has three times this season dished out five or more assists.

Joe Gets To Double Digits

Freshman Jonell Williams is known for her rebounding ability, but against Alabama A&M her scoring was on display as she scored 10 points for her first career game in double figures. The Florida native had 10 points in eight minutes of action and also pulled down five rebounds.

Alston and the Rebels Will Pick Your Pocket

Freshman Alissa Alston's "thievery" was on display against Alabama A&M as she picked off the Bulldogs a career-best five times. It was her first career game of five or more steals. For the game, Ole Miss recorded 24 steals, also a season-high and the second consecutive game Ole Miss recorded 20 or more steals. The Rebels are leading the SEC in steals with 14.2 per game and are ranked first in the nation in overall steals (185) and fourth in steals per game (14.2).

Speaking of Steals...

Ole Miss' 24 steals against Alabama A&M marked the 10 game this season and sixth straight game the Rebels hit double-digit steals. The 24 steals against Alabama A&M were four shy of the Tad Smith Coliseum record and two shy of being one of the top five performances in program history.

Bench Squad

Ole Miss' bench has been very impressive this season and had it's best game of the season against Alabama A&M when they scored 56 points including 20 from leading scorer Bretta Hart off the bench. On the season, Ole Miss' bench has scored 377 points, which amounts to 37 percent of Ole Miss points coming from reserves. Additionally, Ole Miss' leading scorer has come off the bench on two occasions against Louisiana-Lafayette and Alabama A&M.

Rebs Hit 40 Field Goals

For the first time since the 2006-07 season, Ole Miss made 40 field goals. The last time Ole Miss hit 40 field goals was in a win over Central Arkansas back in 2006.

Getting Boards

Ole Miss nabbed 45 or more rebounds for the fourth straight game against Alabama A&M and for the 10th time this season. Ole Miss is averaging 46.8 rebounds per game. The Rebels are leading the nation in offensive rebounds per game at 22.0 and is using that advantage to score 244 points, meaning 23 percent of Ole Miss points have come on second chances.

Back in the Free Throw Game

It's no secret Ole Miss has struggled from the charity stripe this season, but the Rebels seemed to put it all together against McNeese State, going 20-of-23 from the charity stripe for a season-best .870 percentage from the line. Erika Sisk, who went 9-of-11 from the line, was just one free throw shy of tying her career high and led the way for Ole Miss. Over the course of the last two games, Ole Miss is 37-of-49, which amounts to 75.5 percent -- the best percentage over two games for the Rebels this season.

Lewis Goes Long ... 10 Times in First Career Start

Freshman Torri Lewis made the most of her first career start against New Orleans. She went off from long range connecting on 10 triples for a career high 36 points. Her 10 treys are a new single-game record and she joins Marshall Henderson as the only Rebels to nail double-digit triples at Tad Smith Coliseum. Her 10 triples are also the most for an Ole Miss rookie in program history and the most by an SEC player this season.

Lewis Hits 36

Lewis' 10 triples helped her to a career-best 36 points against the Privateers. The freshman becomes the first women's basketball player to top 30 points since Tia Faleru's 31 against Kentucky in 2013-14. Additionally, her 36 points are the most by a freshman in their first career start and ranks sixth on Ole Miss' single-game scoring list.

Turning Them Over

For the sixth straight game, Ole Miss has forced an opponent into 20 or more turnovers and for the second consecutive game the Rebels have forced 30 or more turnovers. Through the last five games, Ole Miss opponents are averaging 28.8 turnovers per game. Ole Miss has scored 334 points off turnovers including a season-high 49 points against Alabama A&M meaning nearly 33 percent of Ole Miss points come by converting opponent miscues. Ole Miss opponents are averaging 25.9 turnovers this season and seven times the Rebels have forced a foe into 25 or more miscues.

Bretta Be Rebounding

Junior Bretta Hart has been a beast on the glass this season. She's averaging 7.5 rebounds per game and has twice posted 15+ rebounds this season and owns the top two rebounding performances in the SEC with 19 boards against UL-Lafayette and 18 against Western Kentucky. Hart's grabbed at least four rebounds each game this season and is currently on an 16-game rebounding streak. For comparison sake, Hart entered her junior season averaging just 2.2 rebounds for her career.

COMPARING THE TEAMS

Statistic	Ole Miss	Vanderbilt
PPG	78.3	69.4
Scoring Margin	+17.0	-19.2
Field Goal Pct.	.378	.494
Opp. Field Goal Pct.	.375	.362
3-Point Pct.	.302	.397
Opp. 3-Point Pct.	.286	.345
Free Throw Pct.	.606	.686
Opp. Free Throw Pct.	.646	.690
Rebounds Per Game	46.8	35.5
Opp. Rebounds Per Game	43.7	24.5
Rebound Margin	+3.1	+10.9
Assists Per Game	14.7	15.8
Turnovers Per Game	15.0	15.8
Opp. Turnovers Per Game	25.9	18.7
Turnover Margin	+10.9	+2.8
Steals Per Game	14.2	8.8
Blocks Per Game	3.5	1.7

Three Ball Surge

The Rebels have made 98 three pointers this season and have reached double-digit triples on three occasions. Ole Miss' 98 triples are second in the SEC and the Rebels are one of six SEC teams with 60+ three-pointers made this season. Ole Miss is averaging 7.5 three-pointers per game. In total, eight players have hit a triple this season with Shandricka Sessom and Torri Lewis leading the way with 26 made treys each. As a team Ole Miss is hitting .302 percent of shots from long range. Ole Miss' is ranked in the top 25 nationally in three-pointers made at No. 24 with

SERIES INFO- LAST 10 MEETINGS

2/5/15. VU, 58-54 at Nashville
 1/16/14. VU, 80-74 at Oxford
 2/3/13. VU, 79-53 at Nashville
 1/6/13. VU, 76-57 at Oxford
 1/8/12. VU, 68-52 at Nashville
 1/30/11. VU, 71-42 at Nashville
 1/2/11. UM, 72-67 at Oxford
 2/21/10. VU, 68-59 at Oxford
 2/22/09. UM, 71-69 at Oxford
 1/27/08. VU, 83-50 at Nashville

SERIES NOTES...

At Oxford: Ole Miss leads 12-8

At Nashville: Vanderbilt leads 16-3

At Neutral Sites: Vanderbilt leads 5-0

Biggest VU Win: 37 (1/3/95 - at Nashville)

Biggest UM Win: 24 (1/29/85 - at Nashville)

Most UM Points: 85 (2/6/78 - at Nashville)

Most VU Points: 91 (1/3/95 - at Nashville)

Last 10 Meetings: Vanderbilt leads 8-2

98 made and is ranked No. 16 nationally with 324 three-point field goal attempts.

Home Cookin' at the Tad Pad

Ole Miss will play its first 10 home games at C.M. Tad Smith Coliseum before moving over to the brand-new Pavilion at Ole Miss in January. Ole Miss has made the Tad Smith Coliseum, a tough place for road team to win in. Ole Miss has a 407-126 record at the Tad Pad and has won 76 percent of its games there. Ole Miss has only posted two sub-.500 home records in the last 14 seasons and has

2015-16 Starting Lineups

Opponent	Date	Result	PG	G	G/F	F	F/C	Record
Mississippi Valley State	11/13	W, 97-61	Hayes	Sisk	Sessom	Briggs	Hart	1-0
UL-Lafayette	11/15	L, 82-78	Hayes	Sisk	Sessom	Briggs	Hart	1-1
Missouri State	11/19	L, 91-78	Alston	Sisk	Sessom	Muhate	Hart	0-1
at Middle Tennessee	11/22	L, 84-75	Hayes	Sisk	Sessom	Joseph	Muhammad	0-1
at Stony Brook	11/27	W, 72-57	Hayes	Sisk	Sessom	Joseph	Muhammad	1-1
at Wagner	11/29	W, 86-49	Hayes	Sisk	Sessom	Joseph	Muhammad	2-1
Western Kentucky	12/2	W, 59-53	Hayes	Sisk	Sessom	Joseph	Muhammad	3-1
Arkansas-Pine Bluff	12/6	W, 80-45	Hayes	Sisk	Sessom	Joseph	Muhammad	4-1
at Southern Miss	12/12	L, 57-38	Hayes	Sisk	Sessom	Joseph	Muhammad	4-2
New Orleans	12/14	W, 97-59	Hayes	Sisk	Sessom	Joseph	Lewis	1-0
Tulane	12/16	L, 61-59	Hayes	Sisk	Sessom	Joseph	Lewis	1-1
McNeese State	12/19	W, 96-56	Hayes	Sisk	Sessom	Joseph	Lewis	2-1
Alabama A&M	12/29	W, 103-42	Hayes	Sisk	Sessom	Joseph	Lewis	3-1
Vanderbilt	1/3							
at LSU	1/7							
Florida	1/10							
at Texas A&M	1/14							
at Mississippi State	1/18							
Kentucky	1/21							
at South Carolina	1/28							
Missouri	1/31							
at Alabama	2/4							
at Georgia	2/7							
Auburn	2/11							
Texas A&M	2/15							
at Tennessee	2/18							
Mississippi State	2/21							
South Carolina	2/25							
at Arkansas	2/28							

OLE MISS 2015-16 SUPERLATIVES

BIGGEST OLE MISS LEAD:

61 points vs. Alabama A&M (12/29/15)

BIGGEST OLE MISS DEFICIT:

29 pts vs. Missouri State (11/19/15)

BIGGEST OLE MISS LEAD IN A LOSS:

10 pts. vs. Tulane (12/16/15)

BIGGEST OLE MISS DEFICIT IN A WIN:

7 pts vs. Mississippi Valley State (11/13/15)

BIGGEST OLE MISS HALFTIME LEAD:

39 pts. vs. Alabama A&M (12/29/15)

BIGGEST OLE MISS HALFTIME DEFICIT:

20 pts vs. UL-Lafayette (11/15/15)

BEST OLE MISS 1ST HALF FG%:

.510 vs. Alabama A&M (12/29/15)

WORST OLE MISS 1ST HALF FG%:

.167 at Southern Miss (12/12/15)

BEST OLE MISS 2ND HALF FG%:

.576 at Wagner (11/29/15)

WORST OLE MISS 2ND HALF FG%:

.250 vs. 2x, last vs. Tulane (12/16/15)

MOST POINTS BY OLE MISS IN 1ST HALF:

60, vs. New Orleans (12/14/15)

FEWEST POINTS BY OLE MISS IN 1ST HALF:

13 at Southern Miss (11/12/15)

MOST POINTS BY OPPONENT IN 1ST HALF:

51 vs. Missouri State (11/19/15)

FEWEST POINTS BY OPPONENT IN 1ST HALF:

19 vs. Alabama A&M (12/29/15)

MOST POINTS BY OLE MISS IN 2ND HALF:

63 vs. Mississippi Valley State (11/13/15)

FEWEST POINTS BY OLE MISS IN 2ND HALF:

25 at Southern Miss (12/12/15)

MOST POINTS BY OPPONENT IN 2ND HALF:

48 vs. Middle Tennessee (11/22/15)

FEWEST POINTS BY OPPONENT IN 2ND HALF:

20, vs. Arkansas- Pine Bluff (12/6/15)

BIGGEST HALFTIME LEAD BLOWN:

3, vs. Tulane (12/16/15)

BIGGEST HALFTIME DEFICIT ERASED:

BIGGEST MARGIN OF VICTORY:

61 pts. vs. Alabama A&M (12/29/15)

BIGGEST LEAD BLOWN TO LOSE
(AT ANY POINT IN A GAME):

10 pts vs. Tulane (12/16/15)

BIGGEST OVERALL DEFICIT:

29 pts vs. Missouri State (11/19/15)

BIGGEST DEFICIT OVERCOME TO WIN
(AT ANY POINT IN A GAME):

7 pts vs. Mississippi Valley State (11/13/15)

BIGGEST MARGIN OF DEFEAT:

19 pts at Southern Miss (12/12/15)

only dropped three home openers EVER in the 41-year program history.

Insell Movin' Rebels in Right Direction

Ole Miss enters its third season under the direction of Matt Insell and his staff. In two seasons, Insell has returned the Rebels to the postseason with an appearance in the 2014-15 WNIT and last season, led Ole Miss to two wins over a ranked opponents for the first time since 2009-10. Ole Miss has made significant improvements under the guidance of Insell and his staff. Below is a list of some significant numbers that have increased under the tutelage of Insell and his staff.

	Before Insell*	Insell Era*
PPG	64.7	68.6
FG%	.357	.389
RPG	39.9	39.7
APG	12.0	12.8
SPG	9.1	9.0

*Numbers are from the 2012-13 season for the before Insell era and numbers from the Insell era are averages from each of the last two seasons.

Welcome Back, Welcome Back, Welcome Back

Although the Rebels may be one of the youngest teams in the country, Ole Miss' youngsters have experience. Of Ole Miss' four-member sophomore class, who were freshmen last season each played in at least 20 games lead by A'Queen Hayes who played in all 33 games and made 24 starts. Shandricka Sessom also saw significant time on the floor playing in 31 games with 23 starts. The Rebels return two of their top four scorers from a year ago in Oxford native Erika Sisk and A'Queen Hayes. Sisk was Ole Miss' second-leading scorer last year averaging 9.2 points per game, while Hayes, a member of the SEC All-Freshman team a year ago, added 7.3 points per game and is Ole Miss top returning rebounder with 4.3 boards per contest.

Additionally, the Rebels return several members of the 20-point club as well as several who have reached double figures in scoring and rebounding.

20-Point Club

	2015-16	Career
Shandricka Sessom	5	6
Erika Sisk	1	8*
Torri Lewis	2	2
Shequila Joseph	1	2
Bretta Hart	1	1

*Includes stats from 2012-13 at Murray State

30-Point Club

	2015-16	Career
Torri Lewis	1	1

Double-Figure Scoring Games

	2015-16	Career
Shandricka Sessom	13	17
Erika Sisk	7	42
Shequila Joseph	3	9
Madinah Muhammad	3	3
Alissa Alston	2	2
Torri Lewis	2	2
Kelsey Briggs	1	4
Kiara Golden	2	3

A'Queen Hayes	1	11
Bretta Hart	1	3
Jonell Williams	1	1

Double-Figure Rebounding Games

	2015-16	Career
Bretta Hart	2	3
Shequila Joseph	1	1
A'Queen Hayes	1	2
Jonell Williams	2	2
Shandricka Sessom	2	2

Streakin'

Entering the 2015-16 season, there are several players who enter with some impressive streaks. Erika Sisk has started each game of her collegiate career. Other streaks entering the season are listed below:

Scoring Streaks

A'Queen Hayes — 43 games

Erika Sisk — 25 games

Shandricka Sessom - 14 games

Rebounding Streaks

A'Queen Hayes — 36 games

Erika Sisk - 22 games

Bretta Hart - 16 games

Shandricka Sessom - 15 games

Shequila Joseph - 13 games

Consecutive Games Played

Erika Sisk - 75

A'Queen Hayes - 45

Shandricka Sessom - 27

Bretta Hart - 16

Nearing the 1,000-Point Club

Erika Sisk is 178 points away from her 1,000th career point. Sisk, who started her collegiate career at Murray State, has started every game of her collegiate career and has topped 300 points in each of her two seasons. She will become the second player to reach 1,000 career points under Insell and the 16th player in program history to reach the milestone as a junior.

Come Play With Us

The Rebels signed a top-20 recruiting class with the commitments of **Shelby Gibson** (Murfreesboro, Tenn./Oakland HS), **Breanna Glover** (Glasgow, Ky./Glasgow HS) and **Kaitlyn Rodgers** (Birmingham, Ala./Wenonah HS) on Wednesday Nov. 11. The Rebels commitments give them a top-20 Class for the first time in the last five years and give them a top-5 class in the SEC for the second consecutive year. Ole Miss' class last season was in the fourth best class in the SEC and this season checks in at No. 2.

Famous Relatives

Ole Miss has some players with famous relatives on the roster in 2014-15. One could say that head coach Matt Insell falls into this category as well as his father, Rick Insell is the head women's basketball coach at Middle Tennessee. In addition to coach Insell, freshman Jonell Williams has a famous father as well. Her dad, John L. Williams played football at Florida and spent 10 years in the NFL with the Seattle Seahawks and Pittsburgh Steelers and rounding out the famous relatives category is sophomore Kiara Golden who's cousin is Anfernee "Penny" Hardaway who spent time was the No. 3 overall NBA draft pick out of

Memphis in the 1993 NBA Draft.

Welcome to the Squad

Ole Miss adds a five-member freshmen class in 2015-16. The Rebels welcome Jonell Williams (Palatka, Fla.), Cecilia Muhate Pena (Madrid, Spain), Madinah Muhammad (Chicago, Ill.), Alissa Alston (New Haven, Conn.) and Torri Lewis (Olive Branch, Miss.). The class was ranked as one of the top four in the SEC.

International Flavor

Ole Miss added to its international flavor with the addition of freshman Cecilia Muhate Pena from Madrid, Spain. She is one of two internationals on the Ole Miss squad, joining junior Shequila Joseph who hails from London, England.

Mississippi Connections

The Rebels have quite the connection to the Magnolia State as six of their 13 players hail from Mississippi. Freshman **Torri Lewis** (Olive Branch) joins teammates **Erika Sisk** (Oxford), **A'Queen Hayes** (Horn Lake), **Bretta Hart** (Poplarville), **Kiara Golden** (Olive Branch) and **Shandricka Sessom** (Byhalia) as Mississippi natives. Of the Rebels' American-born players, nine of the 11 are from the Southeast region.

Movin' To the Pavilion at Ole Miss

Ole Miss will end an era in January with the opening of the brand new Pavilion at Ole Miss. The Rebels will participate in a grand opening weekend Jan. 9-10 with the Ole Miss men's team. The Ole Miss men will host Georgia on Jan. 9 and the women's team will host Florida on Jan. 10. Ole Miss has amassed a 403-123 (.779) record in Tad Smith Coliseum and earned its 400th win last season with a win over No. 13 Kentucky.

Tough Schedule on Tap

The Rebels have again put together a tough schedule to prepare for the rigors of the SEC slate. Ole Miss will play 16 teams that played in the postseason in 2014-15, including eight teams that reached the NCAA Tournament. In total, the Rebels are taking on eight teams that posted 20 or more wins in 2014-15.

Smile For the Camera

Ole Miss will also be on national television 11 times during the regular season including a match up with in-state rival, Mississippi State on ESPN2. It will be the first time Ole Miss has played on ESPN2 since 2009-10, when they took on the Bulldogs in Starkville. Ole Miss will also appear on the SEC Network nine times during the regular-season.

Jan. 7	at LSU	7:30 p.m.	(SEC Network)
Jan. 10	Florida	1:00 p.m.	(SEC Network)
Jan. 18	at MSU	6:00 p.m.	(SEC Network)
Jan. 21	Kentucky	8:00 p.m.	(SEC Network)
Jan. 31	Missouri	4:00 p.m.	(SEC Network)
Feb. 15	Texas A&M	6:00 p.m.	(SEC Network)
Feb. 21	MSU	4:00 p.m.	(ESPN2)
Feb. 25	South Carolina	8:00 p.m.	(SEC Network)
Feb. 28	at Arkansas	3:00 p.m.	(SEC Network)

Rebels on the Airwaves

Ole Miss' regular-season games can be heard on Q105 (105.1 FM) and 105.5 FM (Batesville) with the pregame show starting 15 minutes before tipoff. Graham Doty, in his fifth season, will be on the call along with former Ole Miss great, Armintie Price Herrington who will do color for

road contests and will serve as a color analyst for Ole Miss' home SECN+ contests. Game updates via Twitter will be available all season at @OleMissWBB. All home games that are not on TV will be streamed online on SECN+, which will be available on the WatchESPN app.

Captain, My Captain

The Rebels will be captained by juniors Bretta Hart (Poplarville, Miss.) and Erika Sisk (Oxford, Miss.) Both players are serving as captains for the first time in their careers.

Follow Ole Miss Women's Basketball on Social Media

For all Ole Miss women's basketball news and information, go to OleMissSports.com, and follow the Rebels on Twitter at @OleMissWBB, Facebook at Ole Miss WBB and on Instagram at Ole MissWBB. Fans can also follow Ole Miss women's basketball head coach Matt Insell on Twitter at @minsell. The Ole Miss assistant coaches are also on Twitter. Assistant Coach Brittany Hudson (@Coach_BH), Assistant Coach Alex Simmons (@APSimms2) and Assistant Coach Todd Schaefer (@OLEMISSCoach)

Gettin' It Done On The Court and In The Classroom

The Ole Miss women's basketball team for the third straight year has posted a perfect 100 in the NCAA's Graduation Success Rate and is graduating players at above the national average.

Ole Miss WBB Majors:

Alissa Alston - Undeclared
Kelsey Briggs - General Studies
Kiara Golden - Undeclared
Bretta Hart - General Studies
A'Queen Hayes - General Studies
Shequila Joseph - Exercise Science
Torri Lewis - Undeclared
Madinah Muhammad - Exercise Science
Cecilia Muhate Pena - Psychology
Precious Person - General Studies
Shandricka Sessom - Exercise Science
Erika Sisk - General Studies
Jonell Williams - Biological Studies

In Season Birthdays

Ole Miss has several players and coaches that will celebrate birthdays during the 2015-16 season.

Player	Birthday
Jonell Williams	Oct. 30
Kiara Golden	Nov. 12
Asst. Coach Todd Schaefer	Dec. 3
Bretta Hart	Dec. 15
Shandricka Sessom	Jan. 12
Erika Sisk	Feb. 13
A'Queen Hayes*	Feb. 21
(Gameday vs. Mississippi State)	
Shequila Joseph	Feb. 24
Torri Lewis	March 14
*-Game Day	

AP Top 25 (Dec. 28)

TEAM	RECORD	PTS
1. Connecticut (32)	9-0	800
2. South Carolina	12-0	763
3. Notre Dame	10-1	725
4. Baylor	13-0	712
5. Texas	11-0	662
6. Maryland	11-0	654
7. Kentucky	10-0	597
8. Mississippi State	11-1	556
9. Ohio State	8-3	550
10. Oregon State	9-1	479
11. Stanford	9-2	472
12. Duke	9-3	402
13. Tennessee	8-3	394
14. Northwestern	11-1	349
15. Florida State	9-3	345
16. Texas A&M	9-3	327
17. Arizona State	8-3	244
18. Oklahoma	9-2	239
19. California	8-2	224
20. South Florida	7-2	192
21. UCLA	7-3	137
22. Miami (FL)	12-1	119
23. Missouri	12-0	101
24. Michigan State	9-2	99
25. DePaul	8-5	84

Others receiving votes: USC 36, Seton Hall 34, Georgia 27, Virginia Tech 18, Iowa 14, Oregon 14, Syracuse 14, **Florida 4**, UTEP 4, Princeton 4, Nebraska 3, Oklahoma State 2

ESPN/USA Today Coaches Poll (Dec. 29)

TEAM	RECORD	PTS
1. Connecticut (32)	10-0	800
2. South Carolina	12-0	768
3. Notre Dame	11-1	720
4. Baylor	13-0	708
5. Maryland	11-1	659
6. Texas	11-0	654
7. Kentucky	11-0	607
8. Mississippi State	12-1	550
9. Ohio State	8-3	517
10. Oregon State	9-2	506
11. Stanford	10-2	475
12. Duke	9-3	411
13. Texas A&M	9-3	369
13. Florida State	10-3	369
15. Northwestern	11-1	352
16. Tennessee	8-3	290
17. South Florida	7-2	282
18. California	8-2	237
19. Oklahoma	9-2	209
20. Miami (FL)	12-1	165
21. Arizona State	9-3	164
22. Michigan State	9-2	129
23. Seton Hall	10-1	83
24. DePaul	8-5	79
25. Iowa	10-2	54

Others receiving votes: UCLA 44, Georgia 42, Missouri 41, Florida 24, Oregon 18, Syracuse 15, Virginia Tech 14, Princeton 9, St John's 8, Nebraska 8, USC 7, Auburn 4, Duquesne 3, Dayton 2, Boston College 2, Army 1, Tulane 1

2015-16 opponents in bold

GAME LEADERS

LED TEAM IN PTS:	Alston - 2
Sessom - 7	Golden - 2
Joseph - 2	Lewis - 2
Lewis - 2	Hayes - 1
Sisk - 2	Briggs - 1
Hart - 1	Williams - 1
	Hart - 1

LED TEAM IN REBS:

Williams - 5	DOUBLE-FIGURE REBS
Hart - 4	Hart - 2
Joseph - 2	Williams - 2
Sessom - 2	Sessom - 2
Hayes - 1	Hayes - 1
	Joseph - 1

LED TEAM IN ASSISTS

Sisk - 7	20-PT GAMES
Hayes - 6	Sessom - 5
Alston - 5	Lewis - 2
Sessom - 4	Joseph - 1
Golden - 2	Sisk - 1
Muhammad - 2	Hart - 1
Joseph - 1	
Briggs - 1	

DOUBLE-FIGURE PTS

Sessom - 13	DOUBLE DOUBLES
Sisk - 7	Sessom - 2
Muhammad - 3	Joseph - 1
Joseph - 3	Hayes - 1

HONORS AND AWARDS

TEAM

Preseason All-SEC Media - No. 6

Preseason All-SEC Coaches - No. 7

Notable Numbers - Inside/Outside Scoring

Opponent	Paint	3-Point FG
vs. Mississippi Valley	44	9
vs. UL-Lafayette	24	11
vs. Missouri State	36	5
at Middle Tennessee	38	6
at Stony Brook	32	7
at Wagner	42	7
vs. Western Kentucky	24	6
vs. Arkansas-Pine Bluff	36	10
at Southern Miss	16	3
vs. New Orleans	28	14
vs. Tulane	20	6
vs. McNeese State	42	8
vs. Alabama A&M	56	6

vs. Vanderbilt
at LSU
vs. Florida
at Texas A&M
at Mississippi State
vs. Kentucky
at South Carolina
vs. Missouri
at Alabama
at Georgia
vs. Auburn
vs. Texas A&M
at Tennessee
vs. Mississippi State
vs. South Carolina
at Arkansas

Notable Numbers - Post vs. Guards Scoring

Opponent	Posts	Guards
vs. Mississippi Valley State	22	75
vs. UL-Lafayette	14	64
vs. Missouri State	31	47
at Middle Tennessee	27	48
at Stony Brook	18	54
at Wagner	27	59
vs. Western Kentucky	11	48
vs. Arkansas-Pine Bluff	23	57
at Southern Miss	5	33
vs. New Orleans	18	79
vs. Tulane	18	41
vs. McNeese State	15	81
vs. Alabama A&M	42	61

vs. Vanderbilt
at LSU
vs. Florida
at Texas A&M
at Mississippi State
vs. Kentucky
at South Carolina
vs. Missouri
at Alabama
at Georgia
vs. Auburn
vs. Texas A&M
at Tennessee
vs. Mississippi State
vs. South Carolina
at Arkansas

In The SEC Rankings - Team Rankings

Category	Ole Miss	Rank
Scoring Offense	78.3	5th
Scoring Defense	61.3	13th
Scoring Margin	+17.0	9th
Free Throw %	.606	14th
Field Goal %	.378	13th
Field Goal % Defense	.375	11th
3-PT FG%	.302	10th
3-PT FG% Defense	.286	6th
Rebounding Offense	46.8	1st
Rebounding Defense	43.7	14th
Rebounding Margin	+3.1	13th
Blocked Shots	3.5	T-10th
Assists	14.7	10th
Steals	14.2	1st
Turnover Margin	+10.9	1st
Asst/To Ratio	1.0	8th
Offensive Rebs	22.3	1st
Defensive Rebs	24.5	12th
3-PT FG Made	98	2nd

In The NCAA Rankings - Team Rankings (Top 25)

Category	Ole Miss	Rank
Offensive Rebs	22.0	1st
Rebounds	608	8th
Rebounds/Gm	46.7	8th
Steals	185	1st
Steal/Gm	14.2	4th
3-PT FG Attempted	324	16th
3-PT FG Made	98	24th
Turnover Margin	10.9	2nd
Turnover Forced	25.9	2nd
FT Attempts	277	24th

Free Throw Shooting Last Five Mins/OT

Player	FT-FTA
A'Queen Hayes	7-10
Erika Sisk	11-13
Torri Lewis	3-5
Alissa Alston	6-9
Madinah Muhammad	7-7
Shandricka Sessom	6-9
Shequilla Joseph	2-4
Bretta Hart	1-4
Kiara Golden	2-3
Jonell Williams	2-6
Kelsey Briggs	1-2
Cecelia Muhate Pena	2-2

Completed Three-Point Plays

Player	Three-Point Plays
Erika Sisk	3

First Points / First Substitution

Opponent	1st Pts	How	Time	1st Sub	Time
MVSU	Sessom	Jumper	9:52	Joseph	7:55
UL-L	Hayes	Layup	7:06	Joseph	8:28
Mo. St	Sisk	Layup	9:29	Joseph	8:58
MTSU	Sessom	Jumper	9:49	Alston	8:08
Stony	Sisk	Layup	9:24	Hart	6:33
Wagner	Hayes	Layup	9:01	Lewis	7:23
WKU	Sessom	FT	9:09	Hart	6:49
UAPB	Hayes	Layup	9:01	Hart	7:19
USM	Joseph	FT	9:36	Hart	7:00
UNO	Joseph	Layup	9:35	Muhammad	4:33
Tulane	Joseph	3-PT	8:11	Muhammad	3:33
McNeese	Lewis	3-PT	9:26	Muhammad	7:23
AAMU	Sisk	Layup	9:17	Muhammad	6:49
VU					
LSU					
UF					

Bretta Hart	3
Madinah Muhammad	2
Alissa Alston	2
A'Queen Hayes	1
Cecilia Muhate Pena	1
Kiara Golden	1
Jonell Williams	1

Drawn Charges

Player	Charges Drawn
Torri Lewis	8
Cecilia Muhate	2
Kelsey Briggs	2
Madinah Muhammad	2
Bretta Hart	1
A'Queen Hayes	1
Alissa Alston	1

THE LAST TIME ...

AN OLE MISS TEAM...

Scored 100+ points at home	103 vs. Alabama A&M (Dec. 29, 2015)
Scored 100+ points on the road	102 at LSU (Feb. 7, 2010)
Scored 100+ points and lost	Never Happened
Scored 110+ points	110 vs. Rice (Nov. 18, 2005)
Won an overtime game	79-71 vs. Southeastern Louisiana (Dec. 29, 2014)
Lost an overtime game	72-70 at Mississippi State (Feb. 23, 2014)
Won a double overtime game	90-87 at Arkansas (Feb. 4, 2007)
Lost a double overtime game	64-57 at Hawai'i (Nov. 27, 2010)
Played a triple overtime game	W, 102-101 (3OT) at LSU (Feb. 7, 2010)
Played a four-overtime game	L, 81-86 vs. Arkansas State (Dec. 7, 2001)
Won an NCAA Tournament game	90-82 vs. Oklahoma (Mar. 25, 2007)
Won a WNIT game	63-48 vs. Georgia Tech (Mar. 22, 2015)
Won an SEC Tournament game	63-62 vs. Arkansas (Mar. 5, 2014)
Made 40+ field goals	40 vs. Alabama A&M (Dec. 29, 2015)
Made 50+ field goals	51 vs. Missouri-St. Louis (Jan. 10, 1983)
Made 10+ three-point field goals	14 vs. New Orleans (Dec. 12, 2015)
Had 20+ rebound margin	23 vs. Southern (Nov. 20, 2014)
Had 25+ rebound margin	28 vs. Nicholls State (Nov. 20, 2010)
Had 30+ rebound margin	31 vs. Centenary (Dec. 29, 2009)
Had 50+ rebounds	50 vs. McNeese State (Dec. 19, 2015)
Had 60+ rebounds	61 vs. Jacksonville State (Nov. 8, 2013)
Had 70+ rebounds	70 vs. Mississippi University for Women (Jan. 26, 1979)
Had three players with 10+ rebounds	Robertson (10), Lewis (10), Thomas (10) at Sam Houston State (Nov. 17, 2009)
Attempted 30+ free throws	38 at Florida (Jan. 8, 2015)
Attempted 35+ free throws	38, at Florida (Jan. 8, 2015)
Attempted 40+ free throws	41 vs. Southeastern La. (Nov. 9, 2012)
Attempted 45+ free throws	46 at Rice (Nov. 17, 2006)
Attempted 50+ free throws	50 vs. Mississippi University for Women (Jan. 24, 1976)
Made 25+ free throws	25 at Florida (Jan. 8, 2015)
Made 30+ free throws	34 at UAB (Nov. 12, 2006)
Made 35+ free throws	36 vs. Mississippi University for Women (Jan. 24, 1976)
Had 25+ assists	31 vs. Winston-Salem State (Dec. 20, 2009)
Had 30+ assists	31 vs. Winston-Salem State (Dec. 20, 2009)
Had 35+ assists	35 vs. Mississippi State (Feb. 16, 1985)
Had 25+ turnovers	30 at LSU (Jan. 29, 2015)
Had 35+ turnovers	36 at No. 6 Kentucky (Feb. 2, 2012)
Forced 25+ turnovers	25 vs. Tulane (Dec. 16, 2015)
Forced 30+ turnovers	33 vs. McNeese State (Dec. 19, 2015)
Forced 35+ turnovers	39 vs. Alabama A&M (Dec. 29, 2015)
Forced 45+ turnovers	46 vs. Mississippi Valley State (Nov. 16, 2014)
Had 15+ steals	19 vs. New Orleans (Dec. 12, 2015)
Had 20+ steals	24 vs. Alabama A&M (Dec. 29, 2015)
Had 25+ steals	25 vs. Alabama (Mar. 1, 2007)
Blocked 5+ shots	6 vs. Alabama A&M (Dec. 29, 2015)
Blocked 10+ shots	11 vs. Memphis (Nov. 19, 1998)
Scored 50 points or less	47 at Mississippi State (Mar. 1, 2015)
Scored 40 points or less	38 at Southern Miss (Dec. 12, 2015)
Scored 50 or fewer and won	46-45 vs. Auburn (Jan. 25, 1984)
Beat a ranked team	67-59 vs. No. 13/10 Kentucky (Feb. 23, 2015)
Beat a ranked team on the road	69-65 at No. 23/24 Arkansas (Jan. 23, 2011)
Kept every player on a team out of double figures	vs. Mississippi Valley State (Nov. 16, 2014)
Had all five starters score in double figures	at Georgia (Jan. 24, 2010)
Had five+ players score in double figures	5 vs. South Alabama (Dec. 14, 2014)
Had no players score in double figures	vs. No. 6 Tennessee (Feb. 12, 2015)
Overcame a 10-point+ halftime deficit to win	11 vs. Jacksonville State (Nov. 8, 2013)
Overcame a 15-point+ halftime deficit to win	16 vs. Vanderbilt (Jan. 2, 2011)

AN OLE MISS PLAYER...

Scored 20+ points	20, Bretta Hart vs. Alabama A&M (Dec. 29, 2015)
Scored 30+ points	36, Torri Lewis vs. New Orleans (Dec. 14, 2015)
Scored 40+ points	42, Bianca Thomas vs. LSU (Jan. 17, 2010)
Attempted 15+ field goals	18, Shandricka Sessom vs. Alabama A&M (Dec. 29, 2015)
Attempted 20+ field goals	23, Shandricka Sessom vs. Tulane (Dec. 16, 2015)
Attempted 25+ field goals	25, Valencia McFarland at Mississippi State (Feb. 23, 2014)
Recorded a double-double	Sessom (22 pts, 10 rebs) vs. McNeese State (Dec. 19, 2015)
Recorded a triple-double	Kayla Melson, 11 pts., 11 rbs. & 11 assists vs. Southeastern Louisiana (Nov. 13, 2009)
Had 10+ assists	10, Valencia McFarland at Georgia (Feb. 9, 2014)
Had 15+ assists	15, Kim Bullard vs. Middle Tennessee (Dec. 21, 1985)
Had 5+ blocks	5, Tia Faleru vs. Baylor (Dec. 7, 2014)

Had 10+ blocks	Never Happened
Had 5+ steals	5, Alissa Alston vs. Alabama A&M (Dec. 29, 2015)
Had 10+ steals	12, Armintie Price vs. Illinois (Dec. 2, 2006)
Had 15+ rebounds	18, Bretta Hart vs. Western Kentucky (Dec. 2, 2015)
Had 20+ rebounds	20, Armintie Price at Mississippi State (Jan. 26, 2006)
Made 15+ field goals	17, Jennifer Gillom vs. Memphis (Dec. 10, 1985)
Made 10+ free throws	10, Erika Sisk vs. LSU (Feb. 26, 2015)
Made 15+ free throws	15, Tia Faleru at Kentucky (Feb. 13, 2014)
Attempted 10+ free throws	11, Erika Sisk vs. McNeese State (Dec. 19, 2015)
Attempted 15+ free throws	15, Tia Faleru, at Missouri (Feb. 15, 2015)
Attempted 20+ free throws	23, Tia Faleru at Kentucky (Feb. 13, 2014)
Made 5+ three-pointers	6, Shandricka Sessom vs. Arkansas-Pine Bluff (Dec. 6, 2015)
Made 10+ three-pointers	10, Torri Lewis vs. New Orleans (Dec. 14, 2015)
Attempted 10+ three-pointers	12, Shandricka Sessom vs. Arkansas-Pine Bluff (Dec. 6, 2015)
Attempted 15+ three-pointers	22, Torri Lewis vs. New Orleans (Dec. 14, 2015)
Had 10+ offensive rebounds	11, Tia Faleru vs. Southern (Nov. 20, 2014)
Had 10+ defensive rebounds	10, Bretta Hart vs. UL-Lafayette (Nov. 15, 2015)
Had 20+ points and 20+ rebounds	Armintie Price, 22 points & 20 rebounds at Miss. State (Jan. 26, 2006)
Had a double-double in two straight games	Shandricka Sessom vs. Tulane (Dec. 16, 2015) & vs. McNeese State (Dec. 19, 2015)
Had a double-double in three straight games	Tia Faleru vs. Alabama A&M (Dec. 20, 2014) & vs. Southeastern La. (Dec. 29, 2014)
Had a double-double in four straight games	vs. Arkansas (Jan. 2, 2015)
Had a double-double in five straight games	Tia Faleru vs. Alabama A&M (Dec. 20, 2014) & vs. Southeastern La. (Dec. 29, 2014)
Had a double-double in seven straight games	vs. Arkansas (Jan. 2, 2015), at Kentucky (Jan. 4, 2015)
Had a double-double in eight straight games	Tia Faleru vs. Alabama A&M (Dec. 20, 2014) & vs. Southeastern La. (Dec. 29, 2014)
Had a double-double in nine straight games	vs. Arkansas (Jan. 2, 2015), at Kentucky (Jan. 4, 2015), at Florida (Jan. 8, 2015)
Had a double-double in ten straight games	Armintie Price, Jan. 14-Feb. 8, 2007
Had 10+ double-doubles in a season	14 Tia Faleru, 2014-15 season
Shot 100% from the floor (min. 5)	Monique Jackson, 5-for-5 at Arkansas (Jan. 19, 2014)
Played 40 minutes	Shandricka Sessom at Southern Miss (Dec. 12, 2015)
Played over 40 minutes	45, McFarland, 43 McCray, 41, Moore, vs. Auburn (Mar. 2, 2014)
Fouled out	Alissa Alston vs. Alabama A&M (Dec. 29, 2015)

AN OLE MISS OPPONENT...

Scored 100+ points	108 (Feb. 13, 2014 at Kentucky)
Scored 100+ points in Oxford	Never Happened
Made 40+ field goals	42 (Jan. 16, 2003 at Georgia)
Made 10+ three-pointers	14 (Nov. 22, 2015 at Middle Tennessee)
Had 50+ rebounds	52 (Dec. 12, 2015 at Southern Miss)
Had 60+ rebounds	61 (Dec. 14, 2011 vs. Central Michigan)
Had 20+ rebounding margin	20 (Jan. 30, 2011 at Vanderbilt)
Had 25+ rebounding margin	27 (Dec. 7, 2014 vs. Baylor)
Attempted 35+ free throws	37 (Nov. 27, 2015 at Stony Brook)
Made 30+ free throws	34 (Dec. 4, 2014 at Western Kentucky)
Had 25+ turnovers	39 (Dec. 29, 2015 vs. Alabama A&M)
Had 20+ steals	22 (Jan. 29, 2015 at LSU)
Had 30+ assists	33 (Jan. 16, 2003 at Georgia)
Scored 50 points or less	42 (Dec. 29, 2015 vs. Alabama A&M)
Scored 40 points or less	38 (Nov. 28, 2014 vs. Utah)

AN OLE MISS OPPONENT'S PLAYER...

Scored 20+ points	20, Jasmine Nwajeri (Nov. 29, 2015 at Wagner)
Scored 30+ points	31, Jessica Jackson (Jan. 19, 2014 at Arkansas)
Scored 40+ points	43, Nina Davis (Dec. 7, 2014 vs. Baylor)
Attempted 15+ field goals	15, Alison Baggett (Dec. 19, 2015 vs. McNeese State)
Attempted 25+ field goals	29, Britney Washington (Nov. 20, 2014 vs. Southern)
Made 10+ field goals	11, Ty Petty (Mar. 26, 2015 at Middle Tennessee)
Made 8+ three-pointers	8, Chelsie Wiley (Dec. 20, 2008 at UCF)
Made 10+ free throws	11, Jaylyn Gordon (Nov. 15, 2015 vs. UL-Lafayette)
Had 15+ rebounds	18, Caitlin Jenkins (Dec. 12, 2015 at Southern Miss)
Had 20+ rebounds	23, Martha Alwal (Feb. 24, 2014 at Mississippi State)
Had 10+ assists	10, Ty Petty (Nov. 22, 2015 at Middle Tennessee)
Had 8+ steals	8, Maurita Reid (Dec. 15, 2007 at Miami)
Had 5+ blocks	5, Mimi Mungedi (Nov. 29, 2014 at Nevada)
Recorded a double-double	Caitlin Jenkins (Dec. 12, 2015 at Southern Miss)
Recorded a triple-double	Kaihla Szunko, 21 points, 16 rebounds, 10 steals (Dec. 18, 2010 at Central Michigan)

* Game called with 5:24 left in the second half due to rain on the floor.



00 - KIARA GOLDEN

G • 5-8 • SO. • 1L

OLIVE BRANCH, MISS. (CENTER HILL)

MAJOR: UNDECLARED

SEASON HIGHS

Points: 12, vs McNeese State, 12/19/15

Rebounds: 3, vs. Alabama A&M, 12/29/15

Assists: 4, vs. Mississippi Valley State, 11/13/15

Steals: 4, at Middle Tennessee, 11/22/15

Blocks: 1, vs. Alabama A&M, 12/29/15

Field Goals: 4, 2x last vs. McNeese State, 12/19/15

Free Throws: 3, vs. Alabama A&M, 12/29/15

Three Pointers: 4, vs McNeese State, 12/19/15

CAREER HIGHS

Points: 19, at WKU, 12/4/14

Rebounds: 6 at WKU, 12/4/14

Assists: 4, vs. Mississippi Valley State, 11/13/15

Steals: 4, at Middle Tennessee, 11/22/15

Blocks: 1, 2x, last vs. Alabama A&M, 12/29/15

Field Goals: 6, at WKU, 12/4/14

Free Throws: 4, 3x, last vs Baylor, 12/7/14

Three Pointers: 4, vs McNeese State, 12/19/15

MISCELLANEOUS

Double-Figure Points: 2

Double-Figure Rebounds:

Double-Doubles:

5+ Rebounds:

5+ Assists:

Led Team in Points:

Led Team in Rebounds:

Led Team in Assists: 1

GOLDEN NOTEBOOK

SEC RANKS:

LAST GAME: Had 5 points, 3 rebounds, 2 steals, 1 block and 1 assist in 17 mins vs. Alabama A&M

- Fourth career game in double figures with 12 pts. vs. McNeese State
- Career high four 3-PT FG's vs. McNeese State
- Career-high four steals vs. Middle Tennessee
- Career-high four assists vs. Mississippi Valley State
- Cousin is Anfernee "Penny" Hardaway who spent time in the NBA

2015-16 GAME-BY-GAME STATS// KIARA GOLDEN

OPPONENT	DATE	GS	MIN	FG	PCT	3FG	PCT	FT	PCT	O-D	TOT	PF	A	T	B	S	PTS
Miss. Valley	11/13		13	2-6	.333	2-6	.333	0-0	.000	0-2	2	1	4	1	0	1	6
UL-Lafayette	11/15		10	2-4	.500	1-2	.500	0-0	.000	0-1	1	1	0	0	0	1	5
Missouri State	11/19								-DNP-								
at Middle Tenn.	11/22		17	4-9	.445	1-3	.333	1-6	.166	0-2	2	3	2	1	0	4	10
at Stony Brook	11/27		4	0-1	.000	0-1	.000	0-0	.000	1-0	1	0	0	0	0	0	0
at Wagner	11/29		8	0-1	.000	0-0	.000	0-0	.000	0-1	1	1	0	1	0	0	0
Western Ky	12/2								-DNP-								
Ark.- Pine Bluff	12/6		13	2-7	.280	1-3	.333	0-0	.000	2-0	2	1	0	1	0	2	5
at Southern Miss	12/12		1	0-2	.000	0-1	.000	0-0	.000	0-0	0	0	0	0	0	0	0
New Orleans	12/14		12	1-2	.500	1-1	1.00	0-0	.000	1-0	1	1	1	1	0	1	3
Tulane	12/16								-DNP-								
McNeese State	12/19		18	4-9	.444	4-7	.571	0-0	.000	0-1	1	1	1	1	0	3	12
Alabama A&M	12/29		17	1-6	.667	0-4	.000	3-3	1.00	1-2	3	0	1	1	1	2	5
Vanderbilt	1/3																
at LSU	1/7																
Florida	1/10																
at Texas A&M	1/14																
at Mississippi St.	1/18																
Kentucky	1/21																
at South Carolina	1/28																
Missouri	1/31																
at Alabama	2/4																
at Georgia	2/7																
Auburn	2/11																
Texas A&M	2/15																
at Tennessee	2/18																
Mississippi St	2/21																
South Carolina	2/25																
at Arkansas	2/28																



2 - JONELL WILLIAMS

F/C • 6-3 • FR. • HS

PALATKA, FLA. (PALTKA)

MAJOR: BIOLOGICAL SCIENCES

SEASON HIGHS

Points: 10, vs. Alabama A&M, 12/29/15

Rebounds: 10, 2x, last vs. McNeese State, 12/19/15

Assists: 1, 2x last vs. New Orleans, 12/14/15

Steals: 2, 2x, last vs. Alabama A&M, 12/29/15

Blocks: 1, vs. Arkansas-Pine Bluff, 12/6/15

Field Goals: 4, vs. Alabama A&M 12/29/15

Free Throws: 3, vs. New Orleans, 12/14/15

Three Pointers:

CAREER HIGHS

Points: 10, vs. Alabama A&M, 12/29/15

Rebounds: 10, 2x, last vs. McNeese State, 12/19/15

Assists: 1, 2x last vs. New Orleans, 12/14/15

Steals: 2, 2x, last vs. Alabama A&M, 12/29/15

Blocks: 1, vs. Arkansas-Pine Bluff, 12/6/15

Field Goals: 4, vs. Alabama A&M 12/29/15

Free Throws: 3, vs. New Orleans, 12/14/15

MISCELLANEOUS

Double-Figure Points: 1

Double-Figure Rebounds: 2

Double-Doubles:

5+ Rebounds: 6

5+ Assists:

Led Team in Points:

Led Team in Rebounds: 5

Led Team in Assists:

WILLIAMS NOTEBOOK

SEC RANKS:

LAST GAME: Had 10 points, 5 rebounds and 2 steals in 8 minutes vs. Alabama A&M

- First career game in double figures with 10 points against Alabama A&M
- Tied her career high with 10 rebounds vs. McNeese State, has had five or more rebounds in three of the last four games
- Career-high seven points against Arkansas-Pine Bluff
- Averaging 6.9 rebounds per game which equates to 1.6 rebounds per minute as she has only played 86 minutes this season
- Most rebounds by an Ole Miss freshman in their debut (9 vs. Mississippi Valley State on Nov. 13) since Arminie Price had 11 in her debut in 2004-05
- Father, John L. Williams, played football at Florida and spent 10 years in the NFL with the Seattle Seahawks and Pittsburgh Steelers

2015-16 GAME-BY-GAME STATS// JONELL WILLIAMS

OPPONENT	DATE	GS	MIN	FG	PCT	3FG	PCT	FT	PCT	O-D	TOT	PF	A	T	B	S	PTS
Miss. Valley	11/13		8	0-2	.000	0-0	.000	0-2	.000	6-3	9	1	1	1	0	1	0
UL-Lafayette	11/15								-DNP-								
Missouri State	11/19		11	0-3	.000	0-0	.000	2-2	1.00	2-0	2	0	0	0	0	0	2
at Middle Tenn.	11/22								-DNP-								
at Stony Brook	11/27								-DNP-								
at Wagner	11/29		13	2-3	.667	0-0	.000	1-4	.250	3-6	9	1	0	2	0	1	5
Western Ky	12/2								-DNP-								
Ark.-Pine Bluff	12/6		12	3-5	.600	0-0	.000	1-2	.500	2-4	6	1	0	0	1	0	7
at Southern Miss	12/12								-DNP-								
New Orleans	12/14		15	0-4	.000	0-0	.000	3-6	.500	5-5	10	0	1	2	0	2	3
Tulane	12/16		6	2-4	.500	0-0	.000	2-2	1.00	3-1	4	2	0	0	0	0	6
McNeese State	12/19		13	0-2	.000	0-0	.000	0-0	.000	2-8	10	1	0	0	0	0	0
Alabama A&M	12/29		8	4-5	.800	0-0	.000	2-3	.667	3-2	5	1	0	2	0	2	10
Vanderbilt	1/3																
at LSU	1/7																
Florida	1/10																
at Texas A&M	1/14																
at Mississippi St.	1/18																
Kentucky	1/21																
at South Carolina	1/28																
Missouri	1/31																
at Alabama	2/4																
at Georgia	2/7																
Auburn	2/11																
Texas A&M	2/15																
at Tennessee	2/18																
Mississippi St	2/21																
South Carolina	2/25																
at Arkansas	2/28																



3 - A'QUEEN HAYES

G • 5-8 • SO. • 1L

HORN LAKE, MISS. (HORN LAKE)

MAJOR: GENERAL STUDIES

SEASON HIGHS

Points: 10, at Stony Brook, 11/27/15

Rebounds: 10, at Stony Brook, 11/27/15

Assists: 4, 5x, last vs. McNeese State, 12/19/15

Steals: 5 vs. Western Kentucky, 12/2/15

Blocks:

Field Goals: 3, 6x, last vs. Alabama A&M 12/29/15

Free Throws: 6, at Stony Brook, 11/27/15

Three Pointers: 1, vs. Tulane, 12/16/15

CAREER HIGHS

Points: 16, at Mizzou, 2/15/15

Rebounds: 10, 2x, last at Stony Brook, 11/27/15

Assists: 6, vs. Arkansas, 3/5/15

Steals: 5, 2x, last vs. Western Kentucky, 12/2/15

Blocks: 1, 2x, last vs. Georgia, 1/15/15

Field Goals: 7, at Mizzou, 2/15/15

Free Throws: 6, 3x, last at Stony Brook, 11/27/15

Three Pointers: 1, 8x, last vs. Tulane, 12/16/15

MISCELLANEOUS

Double-Figure Points: 1

Double-Figure Rebounds: 1

Double-Doubles: 1

5+ Rebounds: 7

5+ Assists:

Led Team in Points:

Led Team in Rebounds: 1

Led Team in Assists: 5

HAYES NOTEBOOK

SEC RANKS:

LAST GAME: Had 6 points, 4 steals, 3 assists and 2 rebounds in 26 minutes vs. Alabama A&M

- Second on the team in assists (34) and is averaging 3.7 in each of the last four games
- Currently on a 43-game scoring and 36-game rebounding streak dating back to last season
- Nailed her first triple of the season against New Orleans and her first since Arkansas in the 2015 SEC Tournament
- Tied career high with 5 steals vs. Western Kentucky; fifth career game of four or more steals
- Second career double-double at Stony Brook (10 pts, 10 rebs); one of three Rebels (Joseph, Sessom) to have a double double this season
- Has recorded at least three rebounds in 10 of the last 11 games
- Member of the SEC All-Freshman team in 2014-15; first Rebel to be named to the team since Valencia McFarland in 2010

2015-16 GAME-BY-GAME STATS//A'QUEEN HAYES

OPPONENT	DATE	GS	MIN	FG	PCT	3FG	PCT	FT	PCT	O-D	TOT	PF	A	T	B	S	PTS
Miss. Valley	11/13	*	16	3-8	.375	0-0	.000	0-0	.000	2-1	3	0	4	2	0	3	6
UL-Lafayette	11/15	*	13	3-3	1.00	0-0	.000	1-1	1.00	0-1	1	5	0	3	1	1	7
Missouri State	11/19		17	1-7	.142	0-0	.000	0-0	.000	4-2	6	2	2	0	0	1	2
at Middle Tenn.	11/22	*	27	2-9	.222	0-0	.000	1-3	.333	1-4	5	5	1	0	0	0	5
at Stony Brook	11/27	*	34	2-6	.333	0-0	.000	6-8	.750	4-6	10	4	2	4	0	1	10
at Wagner	11/29	*	19	3-4	.750	0-0	.000	2-4	.500	2-1	3	2	3	0	0	0	8
Western Ky	12/2	*	24	2-6	.333	0-0	.000	0-5	.000	3-1	4	4	2	4	0	5	4
Ark.-Pine Bluff	12/6	*	22	1-4	.250	0-1	.000	0-0	.000	3-2	5	0	4	0	0	2	2
at Southern Miss	12/12	*	28	1-10	.100	0-1	.000	1-4	.250	2-1	3	4	1	5	1	0	3
New Orleans	12/14	*	17	3-5	.600	0-2	.000	0-0	.000	3-2	5	2	4	0	0	2	6
Tulane	12/16	*	38	2-6	.333	1-2	.500	1-2	.500	5-1	6	5	4	5	0	2	6
McNeese State	12/19	*	28	3-9	.333	0-0	.000	2-2	1.00	6-1	7	4	4	3	0	1	8
Alabama A&M	12/29	*	26	3-5	.600	0-0	.000	0-0	.000	2-0	2	3	3	4	0	4	6
Vanderbilt	1/3																
at LSU	1/7																
Florida	1/10																
at Texas A&M	1/14																
at Mississippi St.	1/18																
Kentucky	1/21																
at South Carolina	1/28																
Missouri	1/31																
at Alabama	2/4																
at Georgia	2/7																
Auburn	2/11																
Texas A&M	2/15																
at Tennessee	2/18																
Mississippi St	2/21																
South Carolina	2/25																
at Arkansas	2/28																



5 - ERIKA SISK

G • 5-9 • JR. • 1L

OXFORD, MISS. (OXFORD/MURRAY STATE)

MAJOR: GENERAL STUDIES

SEASON HIGHS

Points: 23, vs. McNeese State, 12/19/15

Rebounds: 6, vs. Western Kentucky, 12/2/15

Assists: 5, 2x, last vs. Missouri State, 11/19/15

Steals: 8, vs. McNeese State, 12/19/15

Blocks:

Field Goals: 7, 2x, last vs. Alabama A&M, 12/29/15

Free Throws: 9, vs. McNeese State, 12/19/15

Three Pointers: 1, 7x, last vs. Alabama A&M, 12/29/15

CAREER HIGHS

Points: 29, vs. Tennessee State, 2/11/13

Rebounds: 9, vs. Alabama A&M, 12/20/14

Assists: 8, vs. Kentucky, 2/23/15

Steals: 8, vs. McNeese State, 12/19/15

Blocks: 1, 5x, last vs LSU, 2/26/15

Field Goals: 10, 2x, last vs. Tennessee State, 2/11/13

Free Throws: 10, vs. LSU, 2/26/15

Three Pointers: 3, 3x, last at Nevada, 11/29/14

MISCELLANEOUS

Double-Figure Points: 7

Double-Figure Rebounds:

Double-Doubles:

5+ Rebounds: 3

5+ Assists: 3

Led Team in Points: 2

Led Team in Rebounds:

Led Team in Assists: 7

SISK NOTEBOOK

SEC RANKS: SCORING (23rd-11.1) **STEALS** (4th-2.6), **ASSISTS** (14th-3.1/gm), **ASSIST/TO RATIO** (12th-1.7), **FT PERCENTAGE** (12th-.740)

NCAA RANKS: **STEALS** (29th-34), **STEALS/GM** (54th-2.6)

LAST GAME: 19 points, 4 assists, 3 rebounds and 1 steal in 22 minutes vs. Alabama A&M

• With 19 points vs. Alabama A&M, recorded her first game this season of back-to-back double figures

• First 20+ outing this season with 23 points vs. McNeese State

• Career high in steals (8) vs. McNeese State

• Went 9-of-11 from the FT line vs. McNeese State, best outing this season and best for a Rebel this season; was on FT shy of trying her career high for FT's made

• Posted her sixth "perfect game" in the last two seasons from the stripe going 7-of-7 against Missouri State*

• Has started every game of her collegiate career (includes both time at Ole Miss and Murray State)

• Needs just 159 points to reach 1,000 career points, needs to average 9.9 ppg to hit the milestone this season

Only includes 5 or more FT attempts

2015-16 GAME-BY-GAME STATS//ERIKA SISK

OPPONENT	DATE	GS	MIN	FG	PCT	3FG	PCT	FT	PCT	O-D	TOT	PF	A	T	B	S	PTS
Miss. Valley	11/13	*	25	5-16	.313	0-3	.000	5-6	.833	3-2	5	0	3	1	0	3	15
UL-Lafayette	11/15	*	21	2-5	.500	1-1	1.00	1-2	.500	2-2	4	5	5	3	0	0	6
Missouri State	11/19	*	35	5-17	.290	1-3	.333	7-7	1.00	2-2	4	0	5	3	0	3	18
at Middle Tenn.	11/22	*	24	2-4	.500	0-1	.000	2-2	1.00	1-0	1	1	2	1	0	1	6
at Stony Brook	11/27	*	11	4-9	.445	1-2	.500	2-4	.500	3-2	5	3	3	2	0	6	11
at Wagner	11/29	*	27	3-6	.500	1-2	.500	1-4	.250	1-2	3	1	3	1	0	2	8
Western Ky	12/2	*	38	5-11	.450	1-1	1.00	5-8	.620	3-3	6	2	2	2	0	3	16
Ark.-Pine Bluff	12/6	*	20	3-7	.428	0-2	.000	0-0	.000	2-2	4	0	3	0	0	0	6
at Southern Miss	12/12	*	19	1-6	.162	0-3	.000	0-0	.000	2-2	4	1	0	4	0	1	2
New Orleans	12/14	*	19	4-7	.570	1-3	.333	1-1	1.00	1-0	1	0	3	0	0	1	10
Tulane	12/16	*	33	2-9	.222	0-3	.000	0-0	.000	2-1	3	4	5	3	0	5	4
McNeese State	12/19	*	29	7-13	.538	0-2	.000	9-11	.818	1-1	2	3	2	2	0	8	23
Alabama A&M	12/29	*	22	7-12	.583	1-3	.333	4-5	.800	3-0	3	0	4	1	0	1	19
Vanderbilt	1/3																
at LSU	1/7																
Florida	1/10																
at Texas A&M	1/14																
at Mississippi St.	1/18																
Kentucky	1/21																
at South Carolina	1/28																
Missouri	1/31																
at Alabama	2/4																
at Georgia	2/7																
Auburn	2/11																
Texas A&M	2/15																
at Tennessee	2/18																
Mississippi St	2/21																
South Carolina	2/25																
at Arkansas	2/28																

CAREER STATISTICS *THESE STATS INCLUDE SISK'S TIME AT MURRAY STATE (DIFFERENT FROM CAREER SUMMARY IN BACK OF NOTES)

ERIKA SISK'S CAREER STATISTICS

Year	GP-GS	FG-FGA	Pct.	3P-A	Pct.	FT-FTA	Pct.	Reb-Avg	Pts.-Avg.	A	B	S
2012-13*	29-29	127-371	.342	34-131	.260	107-158	.677	100-3.4	395-13.6	61	2	53
2014-15	33-33	97-289	.336	15-95	.158	93-140	.664	103-3.0	302-9.2	94	4	73
2015-16	13-13	50-121	.413	7-29	.241	37-50	.740	45-3.5	144-11.1	40	0	34
TOTALS	75-75	274-781	.350	56-255	.219	237-348	.681	248-3.3	841-11.2	195	6	160

*FROM MURRAY STATE



10 - CECILIA MUHATE PENA

F/C • 6-2 • FR. • HS

MADRID, SPAIN (ARTURO SORIA)

MAJOR: PSYCHOLOGY

SEASON HIGHS

Points: 6, vs. Alabama A&M, 12/29/15

Rebounds: 8, vs. UL-Lafayette, 11/15/15

Assists: 2, at Wagner 11/29/15

Steals: 2, vs. Missouri State, 11/19/15

Blocks: 2, at Southern Miss, 12/12/15

Field Goals: 2, 3x last vs. Alabama A&M, 12/29/15

Free Throws: 2, vs. Alabama A&M, 12/29/15

Three Pointers:

CAREER HIGHS

Points: 6, vs. Alabama A&M, 12/29/15

Rebounds: 8, vs. UL-Lafayette, 11/15/15

Assists: 2, at Wagner 11/29/15

Steals: 2, vs. Missouri State, 11/19/15

Blocks: 2, at Southern Miss, 12/12/15

Field Goals: 2, 3x last vs. Alabama A&M, 12/29/15

Free Throws: 2, vs. Alabama A&M, 12/29/15

Three Pointers:

MISCELLANEOUS

Double-Figure Points:

Double-Figure Rebounds:

Double-Doubles:

5+ Rebounds: 3

5+ Assists:

Led Team in Points:

Led Team in Rebounds:

Led Team in Assists:

MUHATE PENA NOTEBOOK

SEC RANKS:

LAST GAME: Had 6 points, 3 rebounds and 1 block in 13 minutes vs. Alabama A&M

• Earned first career start against Missouri State

• Has scored in each of the last three games and posted a career-high 6 points vs. Alabama A&M

• Had a career-high 8 rebounds vs. UL-Lafayette; averaging 3.1 rebounds per game and has grabbed a rebound in each of the last six games

• One of two internationals on the team, joining Shequila Joseph

• Lots of international experience as a member of Spain's U17/U18 national teams. Played in the Euro Championships this past summer winning a gold medal

2015-16 GAME-BY-GAME STATS//CECILIA MUHATE PENA

OPPONENT	DATE	GS	MIN	FG	PCT	3FG	PCT	FT	PCT	O-D	TOT	PF	A	T	B	S	PTS
Miss. Valley	11/13		12	1-2	.500	0-0	.000	0-0	.000	2-2	4	1	1	2	1	0	2
UL-Lafayette	11/15		18	1-3	.333	0-0	.000	1-2	.500	1-7	8	2	0	0	0	1	3
Missouri State	11/19	*	9	2-3	.667	0-0	.000	0-0	.000	0-0	0	3	0	0	1	2	4
at Middle Tenn.	11/22		10	0-1	.000	0-0	.000	0-0	.000	1-2	3	1	0	0	0	0	0
at Stony Brook	11/27		6	1-2	.500	0-0	.000	0-0	.000	1-0	1	2	0	0	0	1	2
at Wagner	11/29		13	1-2	.500	0-0	.000	1-2	.000	0-0	0	0	2	1	0	1	3
Western Ky	12/2		4	0-1	.000	0-0	.000	0-0	.000	0-2	2	0	0	0	1	0	0
Ark.-Pine Bluff	12/6		10	0-1	.000	0-0	.000	0-0	.000	0-2	2	3	0	0	0	0	0
at Southern Miss	12/12		6	0-1	.000	0-0	.000	0-2	.000	2-0	2	1	0	0	2	0	0
New Orleans	12/14		17	1-2	.500	0-0	.000	1-3	.333	2-5	7	2	0	2	1	1	3
Tulane	12/16							-DNP-									
McNeese State	12/19		9	2-3	.667	0-0	.000	0-0	.000	2-2	5	3	1	1	0	1	4
Alabama A&M	12/29		13	2-4	.500	0-0	.000	2-2	1.00	3-0	3	1	0	0	1	0	6
Vanderbilt	1/3																
at LSU	1/7																
Florida	1/10																
at Texas A&M	1/14																
at Mississippi St.	1/18																
Kentucky	1/21																
at South Carolina	1/28																
Missouri	1/31																
at Alabama	2/4																
at Georgia	2/7																
Auburn	2/11																
Texas A&M	2/15																
at Tennessee	2/18																
Mississippi St	2/21																
South Carolina	2/25																
at Arkansas	2/28																



11 - SHEQUILA JOSEPH

F • 6-3 • JR. • 2L

LONDON, ENGLAND. (BARKING ABBY)

MAJOR: EXERCISE SCIENCE

SEASON HIGHS

Points: 20, vs. Middle Tennessee, 11/22/15

Rebounds: 10, vs. Missouri State, 11/19/15

Assists: 2, 2x, last vs. New Orleans 12/14/15

Steals: 3, vs. Missouri State, 11/19/15

Blocks: 2, at Southern Miss, 12/12/15

Field Goals: 8, vs. Middle Tennessee, 11/22/15

Free Throws: 3, 3x, last at Southern Miss 12/12/15

Three Pointers: 3, vs. Middle Tennessee, 11/22/15

CAREER HIGHS

Points: 21, vs. Missouri, 1/2/14

Rebounds: 10, vs. Missouri State, 11/19/15

Assists: 8, vs. South Alabama, 12/14/14

Steals: 3, 5x, last vs. Missouri State, 11/19/15

Blocks: 3, at Kentucky, 1/4/15

Field Goals: 8, vs. Middle Tennessee, 11/22/15

Free Throws: 7, vs. Missouri, 1/2/14

Three Pointers: 5, vs. Mississippi State, 1/23/14

MISCELLANEOUS

Double-Figure Points: 3

Double-Figure Rebounds: 1

Double-Doubles: 1

5+ Rebounds: 4

5+ Assists:

Led Team in Points: 1

Led Team in Rebounds: 1

Led Team in Assists:

JOSEPH NOTEBOOK

SEC RANKS:

LAST GAME: Had 2 rebounds and 1 steal in 7 minutes vs. Alabama A&M

• Third game in double figures with 10 points vs. New Orleans; first game in double figures since scoring 20 points at Middle Tennessee on Nov. 22

• Currently on a 13-game rebounding steak and has grabbed at least three rebounds in 11 of the last 12 games

• Second career 20-point game at Middle Tennessee; 20 points was one shy of tying her career high of 21 set in 2013-14

• After opening season scoreless through two games, averaged 18.0 points against Missouri State and Middle Tennessee

• First time posting games of back-to-back double digits in collegiate career (Missouri State, Middle Tennessee)

• Grabbed first career double-double with 18 points and 10 rebounds vs. Missouri State - also her first points of the season

• 10 rebounds vs. Missouri State is a new career high

• Hails from London, England and joins Cecilia Muhate Pena as internationals on the Ole Miss roster

2015-16 GAME-BY-GAME STATS//SHEQUILA JOSEPH

OPPONENT	DATE	GS	MIN	FG	PCT	3FG	PCT	FT	PCT	O-D	TOT	PF	A	T	B	S	PTS
Miss. Valley	11/13		19	0-4	.000	0-2	.000	0-0	.000	1-1	2	3	1	0	0	0	0
UL-Lafayette	11/15		5	0-1	.000	0-1	.000	0-0	.000	0-1	1	1	0	2	1	0	0
Missouri State	11/19		31	6-14	.420	1-4	.250	3-4	.750	8-2	10	2	0	3	0	3	16
at Middle Tenn.	11/22	*	26	8-12	.667	3-5	.600	1-2	.500	4-4	8	0	0	1	0	1	20
at Stony Brook	11/27	*	19	1-3	.333	0-2	.000	1-2	.500	1-2	3	2	0	0	0	0	3
at Wagner	11/29	*	13	3-4	.750	2-3	.667	0-0	.000	2-2	4	3	1	2	0	1	8
Western Ky	12/2	*	33	1-6	.167	0-2	.000	3-4	.750	4-3	7	4	2	2	1	0	5
Ark.-Pine Bluff	12/6	*	21	3-5	.600	0-2	.000	0-1	.000	2-2	4	0	0	2	0	0	6
at Southern Miss	12/12	*	18	0-7	.000	0-4	.000	3-4	.750	2-1	3	2	0	2	2	1	3
New Orleans	12/14	*	17	4-6	.667	0-0	.000	2-3	.667	7-2	9	2	2	1	0	1	10
Tulane	12/16	*	20	2-6	.333	1-3	.333	0-0	.000	1-3	4	2	0	1	0	0	5
McNeese State	12/19	*	15	0-4	.000	0-2	.000	0-0	.000	1-1	2	2	1	1	0	1	0
Alabama A&M	12/29	*	7	0-1	.000	0-0	.000	0-0	.000	1-1	2	0	0	0	0	1	0
Vanderbilt	1/3																
at LSU	1/7																
Florida	1/10																
at Texas A&M	1/14																
at Mississippi St.	1/18																
Kentucky	1/21																
at South Carolina	1/28																
Missouri	1/31																
at Alabama	2/4																
at Georgia	2/7																
Auburn	2/11																
Texas A&M	2/15																
at Tennessee	2/18																
Mississippi St	2/21																
South Carolina	2/25																
at Arkansas	2/28																



15 - KELSEY BRIGGS

F • 6-3 • SO. • 1L

MEMPHIS, TENN. (OVERTON)

MAJOR: GENERAL STUDIES

SEASON HIGHS

Points: 12, vs. Mississippi Valley State, 11/13/15

Rebounds: 4, 2x, last vs. Alabama A&M, 12/29/15

Assists: 2, vs. McNeese State, 12/19/15

Steals: 3, vs. McNeese State, 12/19/15

Blocks: 2, at Wagner, 11/29/15

Field Goals: 5, vs. Mississippi Valley State, 11/13/15

Free Throws: 4, vs. Arkansas-Pine Bluff, 12/6/15

Three Pointers: 2, vs. Mississippi Valley State, 11/13/15

CAREER HIGHS

Points: 19, vs. UT Martin, 3/18/15

Rebounds: 6, 3x last vs. UT Martin, 3/18/15

Assists: 3, vs. Southern Miss, 12/18/14

Steals: 3, vs. McNeese State, 12/19/15

Blocks: 2, 2x, last at Wagner, 11/29/15

Field Goals: 7, vs. UT Martin, 3/18/15

Free Throws: 4, 2x, last vs. Arkansas-Pine Bluff, 12/6/15

Three Pointers: 2, 4x, last vs. Mississippi Valley State, 11/13/15

MISCELLANEOUS

Double-Figure Points: 1

Double-Figure Rebounds:

Double-Doubles:

5+ Rebounds:

5+ Assists:

Led Team in Points:

Led Team in Rebounds:

Led Team in Assists:

BRIGGS NOTEBOOK

SEC RANKS:

LAST GAME: Had 6 points, 4 rebounds, 2 steals and 1 block in 17 minutes vs. Alabama A&M

• Career high 3 steals vs. McNeese State

• 7 points vs. McNeese State snapped a three-game scoreless streak and was her most points since scoring 6 pts vs. Arkansas- Pine Bluff

• Came off the bench for the first time this season vs. Missouri State

• 12 points vs. Mississippi Valley State marked her fourth career game in double figures

• Had her best game of her freshman season against UT Martin in WNIT with a career-high 19 points

2015-16 GAME-BY-GAME STATS//KELSEY BRIGGS

OPPONENT	DATE	GS	MIN	FG	PCT	3FG	PCT	FT	PCT	O-D	TOT	PF	A	T	B	S	PTS
Miss. Valley	11/13	*	16	5-11	.454	2-5	.400	0-0	.000	1-1	2	3	0	0	0	0	12
UL-Lafayette	11/15	*	9	1-2	.500	0-1	.000	0-0	.000	0-1	1	1	0	0	0	0	2
Missouri State	11/19		14	4-10	.400	1-2	.500	0-0	.000	2-2	4	2	0	0	0	1	9
at Middle Tenn.	11/22								-DNP-								
at Stony Brook	11/27		18	4-13	.300	1-6	.667	0-0	.000	1-1	2	2	0	4	0	1	9
at Wagner	11/29		14	3-5	.600	0-1	.000	1-2	.500	1-1	2	0	1	2	2	2	7
Western Ky	12/2		4	1-2	.500	0-0	.000	0-0	.000	1-1	2	1	0	1	1	0	2
Ark.-Pine Bluff	12/6		17	1-7	.142	0-4	.000	4-4	1.00	1-0	1	0	1	1	0	2	6
at Southern Miss	12/12		10	0-8	.000	0-1	.000	0-0	.000	0-0	0	2	1	0	0	0	0
New Orleans	12/14		10	0-2	.000	0-1	.000	0-0	.000	1-2	3	2	0	0	1	0	0
Tulane	12/16		5	0-2	.000	0-0	.000	0-0	.000	0-0	0	0	0	0	0	0	0
McNeese State	12/19		15	3-7	.428	0-1	.000	1-2	.500	1-0	1	3	2	0	0	3	7
Alabama A&M	12/29		17	3-6	.500	0-0	.000	0-4	.000	2-2	4	0	1	0	1	2	6
Vanderbilt	1/3																
at LSU	1/7																
Florida	1/10																
at Texas A&M	1/14																
at Mississippi St.	1/18																
Kentucky	1/21																
at South Carolina	1/28																
Missouri	1/31																
at Alabama	2/4																
at Georgia	2/7																
Auburn	2/11																
Texas A&M	2/15																
at Tennessee	2/18																
Mississippi St	2/21																
South Carolina	2/25																
at Arkansas	2/28																



20 - MADINAH MUHAMMAD

G • 5-8 • FR. • HS

CHICAGO, ILL. (WHITNEY YOUNG)

MAJOR: EXERCISE SCIENCE

SEASON HIGHS

Points: 14, vs. UL-Lafayette, 11/15/15

Rebounds: 4, at Wagner, 11/29/15

Assists: 3, at Stony Brook, 11/27/15

Steals: 3, vs. McNeese State, 12/19/15

Blocks: 1, 3x, last vs. McNeese State, 12/19/15

Field Goals: 5, vs. UL-Lafayette, 11/15/15

Free Throws: 4, 2x, last vs. Alabama A&M 12/29/15

Three Pointers: 2, 5x, last vs. Arkansas Pine Bluff, 12/6/15

CAREER HIGHS

Points: 14, vs. UL-Lafayette, 11/15/15

Rebounds: 4, at Wagner, 11/29/15

Assists: 3, at Stony Brook, 11/27/15

Steals: 3, vs. McNeese State, 12/19/15

Blocks: 1, 3x, last vs. McNeese State, 12/19/15

Field Goals: 5, vs. UL-Lafayette, 11/15/15

Free Throws: 4, 2x, last vs. Alabama A&M 12/29/15

Three Pointers: 2, 5x, last vs. Arkansas Pine Bluff, 12/6/15

MISCELLANEOUS

Double-Figure Points: 3

Double-Figure Rebounds:

Double-Doubles:

5+ Rebounds:

5+Assists:

Led Team in Points:

Led Team in Rebounds:

Led Team in Assists: 1

MUHAMMAD NOTEBOOK

SEC RANKS:

LAST GAME: Had 7 points, 2 rebounds, 1 assist and 1 steal in 23 minutes vs. Alabama A&M

- Career-high 3 steals vs. McNeese State
- With 10 points against Arkansas- Pine Bluff, posted her third career game in double figures, the most by an Ole Miss freshman this season
- Career-best 14 points vs. UL-Lafayette
- Third leading scorer with 6.7 points per game
- Career-high 4 rebounds at Wagner
- Career-high 3 assists at Stony Brook
- First freshman to start back-to-back games and more than one game this season
- Earned first career start at Middle Tennessee. One of three freshmen (Alston and Muhate Pena) to start this season
- Won a state championship at Whitney Young High School in Chicago, Ill.

2015-16 GAME-BY-GAME STATS//MADINAH MUHAMMAD

OPPONENT	DATE	GS	MIN	FG	PCT	3FG	PCT	FT	PCT	O-D	TOT	PF	A	T	B	S	PTS
Miss. Valley	11/13		15	2-5	.474	2-4	.500	2-2	1.00	0-1	1	2	1	1	0	1	8
UL-Lafayette	11/15		23	5-12	.416	2-6	.333	2-3	.666	1-0	1	4	1	2	0	2	14
Missouri State	11/19		10	2-8	.258	0-0	.000	1-1	1.00	0-2	2	0	0	0	1	1	5
at Middle Tenn.	11/22	*	13	0-5	.000	0-3	.000	1-2	.500	0-1	1	4	0	1	0	0	1
at Stony Brook	11/27	*	12	3-8	.375	2-5	.400	0-0	.000	0-0	0	4	3	0	0	1	8
at Wagner	11/29	*	16	4-9	.444	2-4	.500	2-2	1.00	0-4	4	1	0	2	0	1	12
Western Ky	12/2	*	23	1-9	.111	0-5	.000	0-0	.000	0-1	1	2	0	2	0	1	2
Ark.-Pine Bluff	12/6	*	14	4-6	.666	2-2	1.00	0-0	.000	2-0	2	0	1	2	0	0	10
at Southern Miss	12/12	*	13	3-7	.420	1-2	.500	0-0	.000	1-2	3	2	0	2	0	1	7
New Orleans	12/14		14	2-6	.333	1-3	.333	0-0	.000	2-0	2	3	1	1	0	0	5
Tulane	12/16		10	1-2	.500	0-0	.000	0-0	.000	0-1	1	2	1	0	1	0	2
McNeese State	12/19		14	1-6	.166	0-4	.000	0-3	.000	0-3	3	3	2	2	1	3	6
Alabama A&M	12/29		23	1-6	.166	1-3	.333	4-4	1.00	0-2	2	1	1	2	0	1	7
Vanderbilt	1/3																
at LSU	1/7																
Florida	1/10																
at Texas A&M	1/14																
at Mississippi St.	1/18																
Kentucky	1/21																
at South Carolina	1/28																
Missouri	1/31																
at Alabama	2/4																
at Georgia	2/7																
Auburn	2/11																
Texas A&M	2/15																
at Tennessee	2/18																
Mississippi St	2/21																
South Carolina	2/25																
at Arkansas	2/28																



23 - SHANDRICKA SESSOM

G • 5-10 • SO. • 1L

BYHALIA, MISS. (BYHALIA)

MAJOR: EXERCISE SCIENCE

SEASON HIGHS

Points: 28, vs. Arkansas-Pine Bluff, 12/6/15

Rebounds: 11, vs. Tulane, 12/16/15

Assists: 7, vs. Alabama A&M, 12/29/15

Steals: 4, vs. Arkansas-Pine Bluff, 12/6/15

Blocks: 2, vs. Western Kentucky, 12/2/15

Field Goals: 11, vs. Arkansas-Pine Bluff, 12/6/15

Free Throws: 6, vs. Tulane, 12/16/15

Three Pointers: 6, vs. Arkansas-Pine Bluff, 12/6/15

CAREER HIGHS

Points: 28, vs. Arkansas-Pine Bluff, 12/6/15

Rebounds: 11, vs. Tulane, 12/16/15

Assists: 7, vs. Alabama A&M, 12/29/15

Steals: 5, vs. Mississippi Valley State, 11/16/14

Blocks: 2, vs. Western Kentucky, 12/2/15

Field Goals: 11, vs. Arkansas-Pine Bluff, 12/6/15

Free Throws: 7, at Middle Tennessee, 3/26/15

Three Pointers: 3, vs. Arkansas-Pine Bluff, 12/6/15

MISCELLANEOUS

Double-Figure Points: 13

Double-Figure Rebounds: 2

Double-Doubles: 2

5+ Rebounds: 12

5+ Assists: 2

Led Team in Points: 5

Led Team in Rebounds: 1

Led Team in Assists: 1

SESSOM NOTEBOOK

SEC RANKS: SCORING (1st-18.3 PPG), REBOUNDING (20th-6.2/gm), FG% (11th-.428); STEALS (6th-2.0), 3-PT FG MADE (6th-2.0/gm), 3-PT FG% (6th-.342)

NCAA RANKS: FG ATTEMPTS (12th-222), FG MADE (16th-95), FINAL POINTS (32nd-238), POINTS/GM (51st-18.3)

LAST GAME: Had 13 points, 7 assists and 3 steals in 22 minutes vs. Alabama A&M

• Career-high 7 assists vs. Alabama A&M

• Second consecutive double-double vs. McNeese State (22 pts, 10 rebs). First player to record back-to-back double-doubles this season

• Fourth 20+ outing in the last six games vs. McNeese State. Six career games of 20+ points

• Career high 28 points against Arkansas-Pine Bluff and career-best 6 assists

• Career-high 2 blocks vs. Western Kentucky

• Averaging a team-best 18.5 ppg and adding 6.2 rebounds per game

• Currently has a 13-game rebounding streak

• One of two players to start each game this season joining Erika Sisk

• Has been in double figures her last 14 games, dating back to last season

2015-16 GAME-BY-GAME STATS//SHANDRICKA SESSOM

OPPONENT	DATE	GS	MIN	FG	PCT	3FG	PCT	FT	PCT	O-D	TOT	PF	A	T	B	S	PTS
Miss. Valley	11/13	*	32	9-19	.474	2-7	.286	4-5	.800	3-3	6	1	3	5	0	3	24
UL-Lafayette	11/15	*	36	4-19	.210	1-6	.166	3-4	.750	2-5	7	3	5	6	0	2	12
Missouri State	11/19	*	24	8-18	.445	1-5	.200	0-3	.000	2-5	7	3	2	0	0	1	17
at Middle Tenn.	11/22	*	37	7-14	.500	1-2	.500	2-2	1.00	2-3	5	4	0	5	0	3	17
at Stony Brook	11/27	*	19	7-16	.430	2-6	.333	0-0	.000	3-2	5	5	1	2	0	1	16
at Wagner	11/29	*	24	8-14	.571	2-5	.407	0-0	.000	1-6	7	3	0	2	0	1	18
Western Ky	12/2	*	18	6-11	.545	3-5	.600	3-4	.750	2-3	5	4	1	0	2	0	18
Ark.-Pine Bluff	12/6	*	25	11-21	.523	6-12	.500	0-0	.000	2-1	3	0	6	0	1	4	28
at Southern Miss	12/12	*	40	9-22	.404	2-8	.250	0-0	.000	1-4	5	1	1	2	1	3	20
New Orleans	12/14	*	13	4-12	.333	1-4	.250	2-2	1.00	2-3	5	2	2	1	0	3	11
Tulane	12/16	*	38	7-23	.304	2-7	.285	6-8	.750	4-7	11	4	1	4	1	2	22
McNeese State	12/19	*	27	9-15	.600	2-2	1.00	2-2	1.00	6-4	10	4	2	2	0	0	22
Alabama A&M	12/29	*	22	6-18	.334	1-7	.147	0-0	.000	2-3	5	0	7	3	0	3	13
Vanderbilt	1/3																
at LSU	1/7																
Florida	1/10																
at Texas A&M	1/14																
at Mississippi St.	1/18																
Kentucky	1/21																
at South Carolina	1/28																
Missouri	1/31																
at Alabama	2/4																
at Georgia	2/7																
Auburn	2/11																
Texas A&M	2/15																
at Tennessee	2/18																
Mississippi St	2/21																
South Carolina	2/25																
at Arkansas	2/28																



24 - BRETТА HART

F • 6-1 • JR. • 2L

POPLARVILLE, MISS. (BAY)

MAJOR: GENERAL STUDIES

SEASON HIGHS

Points: 20, vs. Alabama A&M, 12/29/15

Rebounds: 19, vs. UL-Lafayette, 11/15/15

Assists: 1, 2x last vs. New Orleans, 12/14/15

Steals: 3, 2x, last vs. Alabama A&M, 12/29/15

Blocks: 3, 2x, last at Middle Tennessee, 11/22/15

Field Goals: 9, vs. Alabama A&M, 12/29/15

Free Throws: 2, vs. Alabama A&M, 12/29/15

Three Pointers:

CAREER HIGHS

Points: 20, vs. Alabama A&M, 12/29/15

Rebounds: 19, vs. UL-Lafayette, 11/15/15

Assists: 2, at Kentucky, 2/13/14

Steals: 3, 3x last vs. Alabama A&M, 12/29/15

Blocks: 3, 2x, last at Middle Tennessee, 11/22/15

Field Goals: 9, vs. Alabama A&M, 12/29/15

Free Throws: 5, vs. Jacksonville State, 11/8/13

Three Pointers:

MISCELLANEOUS

Double-Figure Points: 1

Double-Figure Rebounds: 2

Double-Doubles:

5+ Rebounds: 7

5+Assists:

Led Team in Points: 1

Led Team in Rebounds: 3

Led Team in Assists:

HART NOTEBOOK

SEC RANKS: REBOUNDING (12th-7.5 RPG), **OFF REBS** (5th-3.6/gm)

LAST GAME: Had 20 points, 9 rebounds, 2 steals and 2 blocks in 17 minutes vs. Alabama A&M

- First career 20-point outing against Alabama A&M, second career game in double figures
- Second game of double figure rebounds (18) vs. Western Kentucky, owns the top two rebounding performances in the SEC this season (19 vs. UL-Lafayette, 18 vs. Western Kentucky)
- Has posted at least four rebounds in 12 of 13 games this season; leads team in rebounding with 7.5 rpg
- Has scored in each of the last 10 games and in 12 of 13 games this season
- Career-high 19 rebounds vs. UL-Lafayette. First Ole Miss player with 19 rebounds since former Rebel Tia Faleru had 19 vs. Southern in 2014.
- Has posted a career-best three blocks twice this season (vs. UL-Lafayette, at Middle Tennessee)
- Made first career start vs. Mississippi Valley State

2015-16 GAME-BY-GAME STATS//BRETТА HART

OPPONENT	DATE	GS	MIN	FG	PCT	3FG	PCT	FT	PCT	O-D	TOT	PF	A	T	B	S	PTS
Miss. Valley	11/13	*	14	2-6	.333	0-0	.000	0-0	.000	3-4	7	1	0	2	1	2	4
UL-Lafayette	11/15	*	36	4-9	.444	0-0	.000	1-5	.200	9-10	19	5	0	1	3	1	9
Missouri State	11/19	*	11	0-2	.000	0-0	.000	0-0	.00	3-1	4	2	0	2	0	1	0
at Middle Tenn.	11/22		13	3-5	.600	0-0	.000	1-1	1.00	4-2	6	3	0	2	3	1	7
at Stony Brook	11/27		17	2-3	.667	0-0	.000	0-2	.000	6-1	7	5	0	0	0	1	4
at Wagner	11/29		12	2-2	1.00	0-0	.000	0-0	.000	0-4	4	1	0	1	0	0	4
Western Ky	12/2		30	2-8	.250	0-0	.000	0-0	.000	9-9	18	2	0	0	0	0	4
Ark.-Pine Bluff	12/6		14	2-4	.500	0-0	.000	0-1	.000	3-2	5	2	1	1	0	1	4
at Southern Miss	12/12		28	1-4	.250	0-0	.000	0-0	.000	4-3	7	3	0	1	1	1	2
New Orleans	12/14		9	1-3	.333	0-0	.000	0-0	.000	0-2	2	1	1	1	2	3	2
Tulane	12/16		15	3-3	1.00	0-0	.000	1-3	.000	2-4	6	3	0	2	1	0	7
McNeese State	12/19		10	2-4	.500	0-0	.000	0-0	.000	1-3	4	1	0	2	0	1	4
Alabama A&M	12/29		17	9-10	.900	0-0	.000	2-5	.400	3-6	9	1	0	0	2	3	20
Vanderbilt	1/3																
at LSU	1/7																
Florida	1/10																
at Texas A&M	1/14																
at Mississippi St.	1/18																
Kentucky	1/21																
at South Carolina	1/28																
Missouri	1/31																
at Alabama	2/4																
at Georgia	2/7																
Auburn	2/11																
Texas A&M	2/15																
at Tennessee	2/18																
Mississippi St	2/21																
South Carolina	2/25																
at Arkansas	2/28																



25 - ALISSA ALSTON

G • 5-8 • FR. • HS

NEW HAVEN, CONN. (UPPER ROOM CHRISTIAN)

MAJOR: UNDECLARED

SEASON HIGHS

Points: 12, 2x, last at Wagner, 11/29/15

Rebounds: 7, at Wagner, 11/29/15

Assists: 4, 3x, last vs. Alabama A&M, 12/29/15

Steals: 5, vs. Alabama A&M, 12/29/15

Blocks: 1, 2x, last vs. Western Kentucky, 12/2/15

Field Goals: 4, 2x, last at Wagner, 11/29/15

Free Throws: 6, 2x vs. New Orleans, 12/14/15

Three Pointers: 2, vs. Western Kentucky, 12/2/15

CAREER HIGHS

Points: 12, 2x, last at Wagner, 11/29/15

Rebounds: 7, at Wagner, 11/29/15

Assists: 4, 3x, last vs. Alabama A&M, 12/29/15

Steals: 5, vs. Alabama A&M, 12/29/15

Blocks: 1, 2x, last vs. Western Kentucky, 12/2/15

Field Goals: 4, 2x, last at Wagner, 11/29/15

Free Throws: 6, 2x vs. New Orleans, 12/14/15

Three Pointers: 2, vs. Western Kentucky, 12/2/15

MISCELLANEOUS

Double-Figure Points: 2

Double-Figure Rebounds:

Double-Doubles:

5+ Rebounds: 1

5+ Assists:

Led Team in Points:

Led Team in Rebounds:

Led Team in Assists: 5

ALSTON NOTEBOOK

SEC RANKS:

LAST GAME: Had 5 steals, 4 assists and 2 points in 9 minutes vs. Alabama A&M

• Career-high 5 steals against Alabama A&M

• Went 6-of-8 from the free throw line vs. New Orleans; 6 free throws ties career high

• Nailed two triples vs. Western Kentucky, first game of multiple three-pointers

• Third on the team with 32 assists averaging 2.5 apg

• Has scored in 12 of 13 games this season and in each of the last 11 contests

• Career high seven rebounds at Wagner.

• Made first career start against Missouri State, joins Cecilia Muhate Pena and Madinah Muhammad as freshmen to start this season

• One of three freshman to reach double figures this season joining Madinah Muhammad and Torri Lewis

• Hails from New Haven, Conn. and played prep basketball at Upper Room Christian Academy in New York

2015-16 GAME-BY-GAME STATS//ALISSA ALSTON

OPPONENT	DATE	GS	MIN	FG	PCT	3FG	PCT	FT	PCT	O-D	TOT	PF	A	T	B	S	PTS
Miss. Valley	11/13		15	3-5	.600	0-0	.000	6-9	.667	3-1	4	3	4	2	0	2	12
UL-Lafayette	11/15		15	0-5	.000	0-0	.000	0-0	.000	0-1	1	5	3	2	0	0	0
Missouri State	11/19	*	23	0-5	.000	0-0	.000	2-4	.500	2-2	4	1	3	0	1	1	2
at Middle Tenn.	11/22		27	4-10	.400	1-2	.500	0-1	.000	1-1	2	2	2	2	0	0	9
at Stony Brook	11/27		14	2-5	.400	0-0	.000	1-4	.250	1-1	2	5	1	1	0	1	5
at Wagner	11/29		22	4-11	.363	0-1	.000	4-6	.667	4-3	7	5	3	2	0	0	12
Western Ky	12/2		18	2-6	.333	2-2	1.00	2-4	.500	1-2	3	4	2	3	1	0	8
Ark.-Pine Bluff	12/6		18	1-5	.200	0-0	.000	1-2	.500	0-4	4	3	3	1	0	1	3
at Southern Miss	12/12		12	0-1	.000	0-0	.000	1-2	.500	0-0	0	5	1	2	0	2	1
New Orleans	12/14		25	1-7	.147	0-2	.000	6-8	.750	0-0	0	3	4	4	0	1	8
Tulane	12/16		8	1-3	.333	1-1	1.00	0-0	.000	0-1	1	2	1	0	0	1	3
McNeese State	12/19		12	1-4	.250	0-0	.000	2-2	1.00	1-2	3	2	1	2	0	1	4
Alabama A&M	12/29		9	1-3	.333	0-0	.000	0-0	.000	0-0	0	5	4	1	0	5	2
Vanderbilt	1/3																
at LSU	1/7																
Florida	1/10																
at Texas A&M	1/14																
at Mississippi St.	1/18																
Kentucky	1/21																
at South Carolina	1/28																
Missouri	1/31																
at Alabama	2/4																
at Georgia	2/7																
Auburn	2/11																
Texas A&M	2/15																
at Tennessee	2/18																
Mississippi St	2/21																
South Carolina	2/25																
at Arkansas	2/28																



44 - TORRI LEWIS

G • 5-11 • FR. • HS

OLIVE BRANCH, MISS. (HOME SCHOOL)

MAJOR: UNDECLARED

SEASON HIGHS

Points: 36, vs. New Orleans, 12/14/15

Rebounds: 4, at Stony Brook, 11/27/15

Assists: 4, vs. UL-Lafayette, 11/15/15

Steals: 4, vs. New Orleans, 12/14/15

Blocks: 1, vs. Alabama A&M, 12/29/15

Field Goals: 11, vs. New Orleans, 12/14/15

Free Throws: 4, vs. New Orleans, 12/14/15

Three Pointers: 10, vs. New Orleans, 12/14/15

CAREER HIGHS

Points: 36, vs. New Orleans, 12/14/15

Rebounds: 4, at Stony Brook, 11/27/15

Assists: 4, vs. UL-Lafayette, 11/15/15

Steals: 4, vs. New Orleans, 12/14/15

Blocks: 1, vs. Alabama A&M, 12/29/15

Field Goals: 11, vs. New Orleans, 12/14/15

Free Throws: 4, vs. New Orleans, 12/14/15

Three Pointers: 10, vs. New Orleans, 12/14/15

MISCELLANEOUS

Double-Figure Points: 2

Double-Figure Rebounds:

Double-Doubles:

5+ Rebounds:

5+ Assists:

Led Team in Points: 2

Led Team in Rebounds:

Led Team in Assists:

LEWIS NOTEBOOK

SEC RANKS: 3-PT FG MADE (T-6th-2.0/gm)

NCAA RANKS: 3-PT FGS ATTEMPTED (67th-82)

LAST GAME: Had 9 points, 3 rebounds and 1 block in 20 minutes vs. Alabama A&M

•Registered first career block against Alabama A&M

•Set Tad Smith Coliseum record for 3-PT FG's with 10 vs. New Orleans; 10 is the most triples by a male or female at Tad Smith Coliseum (Marshall Henderson is the Ole Miss men's record holder); owns the Ole Miss freshman record for 3-PT FG's

•Career-best 36 points vs. New Orleans; first 30+ scorer for Ole Miss since Tia Faleru's 31 pts at Kentucky in 2013-14

•36 points is tied for second most in SEC this season and is the second most by a freshman. Was six shy of the Tad Smith record for points (42) held by Bianca Thomas

•First career start against New Orleans

•Career high's in rebounds (4) and minutes played (26) at Stony Brook

•Home schooled and played her prep ball through the Memphis Home School league. Led her team to the national home school championship and is a two-time National Home School Player of the Year

2015-16 GAME-BY-GAME STATS//TORRI LEWIS

OPPONENT	DATE	GS	MIN	FG	PCT	3FG	PCT	FT	PCT	O-D	TOT	PF	A	T	B	S	PTS
Miss. Valley	11/13		6	1-3	.333	1-3	.333	1-2	.500	0-0	0	0	0	0	0	0	4
UL-Lafayette	11/15		14	6-7	.857	6-7	.857	2-3	.666	0-0	0	2	4	0	0	0	20
Missouri State	11/19		15	1-5	.200	1-4	.250	0-0	.000	0-0	0	3	1	1	0	1	3
at Middle Tenn.	11/22		6	0-1	.000	0-1	.000	0-0	.000	0-1	1	0	0	0	0	0	0
at Stony Brook	11/27		26	1-9	.113	1-5	.200	1-2	.500	1-3	4	3	1	1	0	1	4
at Wagner	11/29		19	0-5	.000	0-5	.000	1-2	.500	0-3	3	3	2	1	0	0	1
Western Ky	12/2		8	0-5	.000	0-4	.000	0-0	.000	0-0	0	0	0	0	0	0	0
Ark.-Pine Bluff	12/6		14	1-7	.142	1-7	.142	0-0	.000	2-1	3	1	1	0	0	1	3
at Southern Miss	12/12		25	0-2	.000	0-2	.000	0-0	.000	1-0	1	1	0	1	0	3	0
New Orleans	12/14	*	32	11-24	.450	10-22	.450	4-5	.800	1-1	2	1	3	1	0	4	36
Tulane	12/16	*	27	1-10	.100	1-9	.111	1-2	.500	1-2	3	1	0	3	0	2	4
McNeese State	12/19	*	10	2-8	.250	2-6	.333	0-0	.000	0-0	0	1	0	0	0	1	6
Alabama A&M	12/29	*	20	3-7	.424	3-7	.424	0-0	.000	0-3	3	0	0	0	1	0	9
Vanderbilt	1/3																
at LSU	1/7																
Florida	1/10																
at Texas A&M	1/14																
at Mississippi St.	1/18																
Kentucky	1/21																
at South Carolina	1/28																
Missouri	1/31																
at Alabama	2/4																
at Georgia	2/7																
Auburn	2/11																
Texas A&M	2/15																
at Tennessee	2/18																
Mississippi St	2/21																
South Carolina	2/25																
at Arkansas	2/28																

OLE MISS COMBINED STATISTICS

RECORD:	OVERALL	HOME	AWAY	NEUTRAL
ALL GAMES	8-5	6-3	2-2	0-0
CONFERENCE	0-0	0-0	0-0	0-0
NON-CONFERENCE	8-5	6-3	2-2	0-0

##	Player	gp-gs	min	avg	Total		3-Point		F-Throw		Rebounds				pf	dq	a	to	blk	stl	pts	avg
					fg-fga	fg%	3fg-fga	3fg%	ft-fta	ft%	off	def	tot	avg								
23	Sessom,Shandrick	13-13	355	27.3	95-222	.42	26-76	.34	22-30	.73	32	49	81	6.2	34	1	31	32	5	26	238	18.3
05	Sisk,Erika	13-13	343	26.4	50-121	.41	7-29	.24	37-50	.74	26	19	45	3.5	20	1	40	23	0	34	144	11.1
44	Lewis,Torri	13-4	222	17.1	27-93	.29	26-82	.31	10-16	.62	6	14	20	1.5	16	0	12	8	1	13	90	6.9
20	Muhammad,Madin	13-6	200	15.4	29-89	.32	13-41	.31	16-18	.88	6	17	23	1.8	28	0	11	17	3	12	87	6.7
11	Joseph,Shequila	13-10	244	18.8	28-73	.38	7-30	.23	13-20	.65	34	25	59	4.5	23	0	7	17	4	9	76	5.8
03	Hayes,A'Queen	13-12	309	23.8	29-82	.35	1-6	.16	14-29	.48	37	23	60	4.6	40	3	34	30	2	22	73	5.6
24	Hart,Bretta	13-3	226	17.4	33-63	.52	0-0	.00	5-19	.26	47	51	98	7.5	30	2	2	15	13	15	71	5.5
25	Alston,Alissa	13-1	218	16.8	20-70	.28	4-8	.50	25-42	.59	13	18	31	2.4	45	5	32	22	2	15	69	5.3
15	Briggs,Kelsey	12-2	149	12.4	25-75	.33	4-22	.18	6-12	.50	11	11	22	1.8	16	0	6	8	5	11	60	5.0
00	Golden,Kiara	10-0	113	11.3	16-47	.34	10-28	.35	4-9	.44	5	9	14	1.4	9	0	9	7	1	14	46	4.6
02	Williams,Jonell	8-0	86	10.8	11-28	.39	0-0	.00	11-21	.52	26	29	55	6.9	7	0	2	7	1	6	33	4.1
04	Person,Precious	1-0	9	9.0	2-6	.33	0-2	.00	0-0	.00	1	1	2	2.0	2	0	1	0	1	1	4	4.0
10	Muhate Pena,C	12-1	127	10.6	11-25	.44	0-0	.00	5-11	.45	15	22	37	3.1	19	0	4	6	7	7	27	2.3
Team											31	30	61				3					
Total.....		13	2601		376-994	.37	98-324	.30	168-277	.60	290	318	608	46.8	289	12	191	195	45	185	101	78.3
Opponents.....		13	2600		274-731	.37	54-189	.28	195-302	.64	186	382	568	43.7	260	-	164	337	43	89	797	61.3

TEAM STATISTICS	OM	OPP
SCORING	1018	797
Points per game	78.3	61.3
Scoring margin	+17.0	-
FIELD GOALS-ATT	376-994	274-731
Field goal pct	.378	.375
3 POINT FG-ATT	98-324	54-189
3-point FG pct	.302	.286
3-pt FG made per gam	7.5	4.2
FREE THROWS-ATT	168-277	195-302
Free throw pct	.606	.646
F-Throws made per ga	12.9	15.0
REBOUNDS	608	568
Rebounds per game	46.8	43.7
Rebounding margin	+3.1	-
ASSISTS	191	164
Assists per game	14.7	12.6
TURNOVERS	195	337
Turnovers per game	15.0	25.9
Turnover margin	+10.9	-
Assist/turnover ratio	1.0	0.5
STEALS	185	89
Steals per game	14.2	6.8
BLOCKS	45	43
Blocks per game	3.5	3.3
ATTENDANCE	14053	9867
Home games-Avg/Gam	9-1561	4-2467
Neutral site-Avg/Game	-	0-0

Date	Opponent		Score	Att.
11/13/15	MISSISSIPPI VALLEY	w	97-61	7407
11/15/15	UL-LAFAYETTE	L	78-82	789
11/19/15	MISSOURI STATE	L	78-91	743
11/22/15	at Middle Tennessee	L	75-84	6605
11/27/15	at Stony Brook	w	72-57	898
11/29/15	at WAGNER SEAHAWKS	w	86-49	732
12/2/15	WESTERN KENTUCKY	w	59-53	906
12/6/15	UAPBW	w	80-45	835
12-12-15	at Southern Miss	L	38-57	1632
12/14/15	NEW ORLEANS	w	97-59	697
12/16/15	TULANE	L	59-61	734
12/19/15	MCNEESE STATE	w	96-56	881
12/29/15	ALABAMA A&M	w	103-42	1061

* - Conference game

Score by Periods	1st	2nd	3rd	4th	Totals
Ole Miss	274	222	245	277	1018
Opponents	195	190	231	181	797

OLE MISS COMBINED STATISTICS (SEC-ONLY - 2014-15)

RECORD:	OVERALL	HOME	AWAY	NEUTRAL
ALL GAMES	7-9	5-3	2-6	0-0
CONFERENCE	7-9	5-3	2-6	0-0
NON-CONFERENCE	0-0	0-0	0-0	0-0

##	Player	gp-gs	min	avg	Total		3-Point		F-Throw		Rebounds				pf	dq	a	to	blk	stl	pts	avg
					fg-fga	fg%	3fg-fga	3fg%	ft-fa	ft%	off	def	tot	avg								
32	Faleru,Tia	16-16	528	33.0	71-172	.41	0-1	.00	66-96	.68	64	104	168	10.5	51	3	8	28	13	18	208	13.0
05	Sisk,Erika	16-16	504	31.5	43-132	.32	2-34	.05	55-84	.65	15	28	43	2.7	48	2	53	46	2	33	143	8.9
12	Frizzell,Gracie	16-6	485	30.3	42-109	.38	35-92	.38	5-6	.83	4	29	33	2.1	30	0	6	14	1	14	124	7.8
22	Mccray,Danielle	16-16	455	28.4	47-140	.33	3-7	.42	27-47	.57	39	48	87	5.4	56	6	22	37	14	20	124	7.8
03	Hayes,A'Queen	16-16	485	30.3	44-113	.38	4-14	.28	31-60	.51	27	50	77	4.8	51	1	40	65	2	29	123	7.7
23	Sessom,Shandrick	14-10	202	14.4	29-90	.32	4-29	.13	6-10	.60	12	20	32	2.3	34	2	11	20	1	9	68	4.9
11	Joseph,Shequila	15-0	167	11.1	21-62	.33	6-30	.20	10-14	.71	22	14	36	2.4	24	0	11	15	4	6	58	3.9
15	Briggs,Kelsey	13-0	100	7.7	11-33	.33	3-14	.21	5-7	.71	5	10	15	1.2	14	0	0	10	2	0	30	2.3
00	Golden,Kiara	4-0	18	4.5	2-6	.33	2-6	.33	0-0	.00	0	2	2	0.5	3	0	0	7	0	0	6	1.5
20	Singletary,Amber	16-0	200	12.5	7-30	.23	4-17	.23	6-9	.66	8	13	21	1.3	22	1	8	21	1	7	24	1.5
13	Porter,Sarah	5-0	25	5.0	2-4	.50	0-0	.00	1-2	.50	0	1	1	0.2	1	0	1	4	0	1	5	1.0
24	Hart,Bretta	10-0	31	3.1	3-8	.37	0-0	.00	1-5	.20	5	7	12	1.2	3	0	0	2	2	2	7	0.7
Team											40	37	77		2			4				
Total.....		16	3200		322-899	.35	63-244	.25	213-340	.62	241	363	604	37.8	339	15	160	273	42	139	920	57.5
Opponents.....		16	3200		337-839	.40	57-195	.29	247-368	.67	204	402	606	37.9	287	-	171	282	49	153	978	61.1

TEAM STATISTICS	OM	OPP	Date	Opponent	Score	Att.
SCORING	920	978	* 1/02/15	ARKANSAS	W 71-57	1098
Points per game	57.5	61.1	* 01/04/15	at #11/11 Kentucky	L 58-64	6162
Scoring margin	-3.6	-	* 01/08/15	at Florida	W 64-57	1125
FIELD GOALS-ATT	322-899	337-839	* 1/11/15	ALABAMA	W 77-63	970
Field goal pct	.358	.402	* 1/15/15	GEORGIA	W 55-52	917
3 POINT FG-ATT	63-244	57-195	* 01/18/15	at Texas A&M	L 49-58	4732
3-point FG pct	.258	.292	* 1/22/15	MISSISSIPPI STATE	L 62-64	3383
3-pt FG made per gam	3.9	3.6	* 01/29/15	at LSU	L 41-70	2321
FREE THROWS-ATT	213-340	247-368	* 2/01/15	SOUTH CAROLINA	L 59-77	1935
Free throw pct	.626	.671	* 02/05/15	at Vanderbilt	L 54-58	2785
F-Throws made per ga	13.3	15.4	* 2/12/15	TENNESSEE	L 49-69	2051
REBOUNDS	604	606	* 2/15/15	at Mizzou	L 58-72	2103
Rebounds per game	37.8	37.9	* 02/19/15	at Auburn	W 51-46	1790
Rebounding margin	-0.1	-	* 2/23/15	#11/11 KENTUCKY	W 67-59	1017
ASSISTS	160	171	* 2/26/15	LSU	W 58-57	1346
Assists per game	10.0	10.7	* 03-01-15	at Mississippi State	L 47-55	7326
TURNOVERS	273	282	* - Conference game			
Turnovers per game	17.1	17.6				
Turnover margin	+0.6	-				
Assist/turnover ratio	0.6	0.6				
STEALS	139	153				
Steals per game	8.7	9.6				
BLOCKS	42	49				
Blocks per game	2.6	3.1				
ATTENDANCE	12717	28344				
Home games-Avg/Gam	8-1590	8-3543				
Neutral site-Avg/Game	-	0-0				

Score by Periods	1st	2nd	Totals
Ole Miss	436	484	920
Opponents	434	544	978

OLE MISS COMPARISON STATISTICS

Opponent	1st	2nd	Score	Mar	Total FG	FG Pct	3-Pointers	3FG Pct	Free Throw	FT Pct	Rebounds	Assist T/Over	Block	Steal	Fouls
MISSISSIPPI VALLEY	34/29	63/32	97-61	+36	35-93/22-64	.376/.344	9-32/3-13	.281/.231	18-26/14-22	.692/.636	55/51 +4	23/11 17/35	3/4	17/10	18/24
UL-LAFAYETTE	26/46	52/36	78-82	(4)	28-69/24-60	.406/.400	11-24/6-16	.458/.375	11-20/28-41	.550/.683	47/42 +5	18/14 19/17	5/3	8/12	34/25
MISSOURI STATE	41/51	37/40	78-91	(13)	29-92/30-65	.315/.462	5-18/13-34	.278/.382	15-21/18-22	.714/.818	49/54 (5)	13/19 9/21	3/4	15/4	18/16
Middle Tennessee	27/36	48/48	75-84	(9)	30-70/26-65	.429/.400	6-17/14-29	.353/.483	9-19/18-20	.474/.900	39/47 (8)	7/20 13/22	3/1	10/7	23/17
Stony Brook	41/25	31/32	72-57	+15	27-75/16-42	.360/.381	7-27/1-12	.259/.083	11-22/24-37	.500/.649	41/43 (2)	11/7 14/31	0/3	14/3	35/19
WAGNER SEAHAWKS	36/26	50/23	86-49	+37	33-66/16-58	.500/.276	7-21/3-21	.333/.143	13-26/14-24	.500/.583	51/34 +17	15/10 17/20	2/2	9/8	21/20
WESTERN KENTUCKY	29/24	30/29	59-53	+6	20-65/19-64	.308/.297	6-19/2-11	.316/.182	13-27/13-18	.481/.722	50/51 (1)	9/8 15/18	6/7	9/5	23/22
UAPBW	44/25	36/20	80-45	+35	32-79/20-49	.405/.408	10-33/2-10	.303/.200	6-10/3-13	.600/.231	47/36 +11	20/12 9/23	2/5	13/6	11/12
Southern Miss	13/26	25/31	38-57	(19)	15-70/22-51	.214/.431	3-22/0-5	.136/.000	5-12/13-24	.417/.542	39/52 (13)	4/16 19/25	7/7	12/13	22/15
NEW ORLEANS	60/28	37/31	97-59	+38	32-80/20-57	.400/.351	14-38/4-14	.368/.286	19-28/15-20	.679/.750	49/41 +8	22/14 14/28	4/1	19/3	19/20
TULANE	32/29	27/32	59-61	(2)	21-68/19-41	.309/.463	6-25/4-7	.240/.571	11-17/19-33	.647/.576	46/35 +11	12/16 18/25	3/4	12/7	25/22
MCNEESE STATE	55/21	41/35	96-56	+40	34-84/20-55	.405/.364	8-24/2-9	.333/.222	20-23/14-24	.870/.583	50/42 +8	16/11 17/33	1/0	23/5	28/24
ALABAMA A&M	58/19	45/23	103-42	+61	40-83/20-60	.482/.333	6-24/0-8	.250/.000	17-26/2-4	.654/.500	45/40 +5	21/6 14/39	6/2	24/6	12/24

Note: Game totals are displayed in the format TEAM/OPPONENT for each category

OLE MISS TEAM GAME-BY-GAME STATISTICS

Opponent	Date	Score		Total		3-Pointers		Free throws		Rebounds											
				fg-fga	pct	3fg-fga	pct	ft-fta	pct	off	def	tot	avg	pf	a	t/o	blk	stl	pts	avg	
MISSISSIPPI VALLEY	11/13/	97-61	W	35-93	.37	9-32	.28	18-26	.69	28	27	55	55.0	18	23	17	3	17	97	97.0	
UL-LAFAYETTE	11/15/	78-82	L	28-69	.40	11-24	.45	11-20	.55	17	30	47	51.0	34	18	19	5	8	78	87.5	
MISSOURI STATE	11/19/	78-91	L	29-92	.31	5-18	.27	15-21	.71	26	23	49	50.3	18	13	9	3	15	78	84.3	
at Middle Tennessee	11/22/	75-84	L	30-70	.42	6-17	.35	9-19	.47	17	22	39	47.5	23	7	13	3	10	75	82.0	
at Stony Brook	11/27/	72-57	W	27-75	.36	7-27	.25	11-22	.50	23	18	41	46.2	35	11	14	0	14	72	80.0	
at WAGNER SEAHA	11/29/	86-49	W	33-66	.50	7-21	.33	13-26	.50	14	37	51	47.0	21	15	17	2	9	86	81.0	
WESTERN KENTUCK	12/2/1	59-53	W	20-65	.30	6-19	.31	13-27	.48	24	26	50	47.4	23	9	15	6	9	59	77.9	
UAPBW	12/6/1	80-45	W	32-79	.40	10-33	.30	6-10	.60	24	23	47	47.4	11	20	9	2	13	80	78.1	
at Southern Miss	12-12-	38-57	L	15-70	.21	3-22	.13	5-12	.41	26	13	39	46.4	22	4	19	7	12	38	73.7	
NEW ORLEANS	12/14/	97-59	W	32-80	.40	14-38	.36	19-28	.67	27	22	49	46.7	19	22	14	4	19	97	76.0	
TULANE	12/16/	59-61	L	21-68	.30	6-25	.24	11-17	.64	21	25	46	46.6	25	12	18	3	12	59	74.5	
MCNEESE STATE	12/19/	96-56	W	34-84	.40	8-24	.33	20-23	.87	23	27	50	46.9	28	16	17	1	23	96	76.2	
ALABAMA A&M	12/29/	103-42	W	40-83	.48	6-24	.25	17-26	.65	20	25	45	46.8	12	21	14	6	24	103	78.3	
Ole Miss		1018		376-994	.378	98-324	.302	168-277	.606	290	318	608	46.8	289	191	195	45	185	1018	78.3	
Opponents		797		274-731	.375	54-189	.286	195-302	.646	186	382	568	43.7	260	164	337	43	89	797	61.3	

Games played: 13
Points/game: 78.3
FG Pct: 37.8
3FG Pct: 30.2
FT Pct: 60.6

Rebounds/game: 46.8
Assists/game: 14.7
Turnovers/game: 15.0
Assist/turnover ratio: 1.0
Steals/game: 14.2
Blocks/game: 3.5

CAREER SUMMARIES

Alston,Alissa																				
		Total		3-Point		F-Throws		Rebounds				Scoring								
Season	gp-gs	min/avg	fg-fga	pct	fg-fga	pct	ft-ftha	pct	off	def	tot	avg	pts	avg	pf	fo	ast	to	blk	stl
2015-1	13-1	218/16.8	20-70	.286	4-8	.500	25-42	.595	13	18	31	2.4	45	5	32	22	2	15	69	5.3
TOTAL	13-1	218/16.8	20-70	.286	4-8	.500	25-42	.595	13	18	31	2.4	45	5	32	22	2	15	69	5.3

Briggs,Kelsey																				
		Total		3-Point		F-Throws		Rebounds				Scoring								
Season	gp-gs	min/avg	fg-fga	pct	fg-fga	pct	ft-ftha	pct	off	def	tot	avg	pts	avg	pf	fo	ast	to	blk	stl
2014-1	30-1	364/12.1	50-142	.352	11-48	.229	19-29	.655	28	45	73	2.4	49	2	16	33	10	16	130	4.3
2015-1	12-2	149/12.4	25-75	.333	4-22	.182	6-12	.500	11	11	22	1.8	16	0	6	8	5	11	60	5.0
TOTAL	42-3	513/12.7	75-217	.346	15-70	.214	25-41	.610	39	56	95	2.3	65	2	22	41	15	27	190	4.5

Golden,Kiara																				
		Total		3-Point		F-Throws		Rebounds				Scoring								
Season	gp-gs	min/avg	fg-fga	pct	fg-fga	pct	ft-ftha	pct	off	def	tot	avg	pts	avg	pf	fo	ast	to	blk	stl
2014-1	21-0	167/8.0	21-65	.323	11-31	.355	16-19	.842	9	10	19	0.9	20	0	10	22	1	8	69	3.3
2015-1	10-0	113/11.3	16-47	.340	10-28	.357	4-9	.444	5	9	14	1.4	9	0	9	7	1	14	46	4.6
TOTAL	31-0	280/9.0	37-112	.330	21-59	.356	20-28	.714	14	19	33	1.1	29	0	19	29	2	22	115	3.7

Hart,Bretta																				
		Total		3-Point		F-Throws		Rebounds				Scoring								
Season	gp-gs	min/avg	fg-fga	pct	fg-fga	pct	ft-ftha	pct	off	def	tot	avg	pts	avg	pf	fo	ast	to	blk	stl
2013-1	16-0	96/6.0	8-24	.333	0-0	.000	14-20	.700	13	22	35	2.2	32	0	3	10	4	5	30	1.9
2014-1	19-0	107/5.6	21-31	.677	0-0	.000	5-17	.294	16	23	39	2.1	18	1	1	8	5	8	47	2.5
2015-1	13-3	226/17.4	33-63	.524	0-0	.000	5-19	.263	47	51	98	7.5	30	2	2	15	13	15	71	5.5
TOTAL	48-3	429/8.9	62-118	.525	0-0	.000	24-56	.429	76	96	172	3.6	80	3	6	33	22	28	148	3.1

Hayes,A'Queen																				
		Total		3-Point		F-Throws		Rebounds				Scoring								
Season	gp-gs	min/avg	fg-fga	pct	fg-fga	pct	ft-ftha	pct	off	def	tot	avg	pts	avg	pf	fo	ast	to	blk	stl
2014-1	33-24	850/25.8	85-207	.411	10-29	.345	62-118	.525	59	84	143	4.3	90	3	88	101	3	54	242	7.3
2015-1	13-12	309/23.8	29-82	.354	1-6	.167	14-29	.483	37	23	60	4.6	40	3	34	30	2	22	73	5.6
TOTAL	46-36	1159/25.1	114-289	.394	11-35	.314	76-147	.517	96	107	203	4.4	130	6	122	131	5	76	315	6.8

Joseph,Shequila																				
		Total		3-Point		F-Throws		Rebounds				Scoring								
Season	gp-gs	min/avg	fg-fga	pct	fg-fga	pct	ft-ftha	pct	off	def	tot	avg	pts	avg	pf	fo	ast	to	blk	stl
2013-1	32-32	595/18.6	65-217	.300	37-141	.262	27-36	.750	44	54	98	3.1	59	1	26	42	14	11	194	6.1
2014-1	32-1	356/11.1	40-120	.333	15-67	.224	20-31	.645	33	36	69	2.2	50	0	26	38	6	16	115	3.6
2015-1	13-10	244/18.8	28-73	.384	7-30	.233	13-20	.650	34	25	59	4.5	23	0	7	17	4	9	76	5.8
TOTAL	77-43	1195/15.1	133-410	.324	59-238	.248	60-87	.690	111	115	226	2.9	132	1	59	97	24	36	385	5.0

Lewis,Torri																				
		Total		3-Point		F-Throws		Rebounds				Scoring								
Season	gp-gs	min/avg	fg-fga	pct	fg-fga	pct	ft-ftha	pct	off	def	tot	avg	pts	avg	pf	fo	ast	to	blk	stl
2015-1	13-4	222/17.1	27-93	.290	26-82	.317	10-16	.625	6	14	20	1.5	16	0	12	8	1	13	90	6.9
TOTAL	13-4	222/17.1	27-93	.290	26-82	.317	10-16	.625	6	14	20	1.5	16	0	12	8	1	13	90	6.9

Muhammad,Madinah																				
		Total		3-Point		F-Throws		Rebounds				Scoring								
Season	gp-gs	min/avg	fg-fga	pct	fg-fga	pct	ft-ftha	pct	off	def	tot	avg	pts	avg	pf	fo	ast	to	blk	stl
2015-1	13-6	200/15.4	29-89	.326	13-41	.317	16-18	.889	6	17	23	1.8	28	0	11	17	3	12	87	6.7
TOTAL	13-6	200/15.4	29-89	.326	13-41	.317	16-18	.889	6	17	23	1.8	28	0	11	17	3	12	87	6.7

Muhate Pena,C																				
		Total		3-Point		F-Throws		Rebounds				Scoring								
Season	gp-gs	min/avg	fg-fga	pct	fg-fga	pct	ft-ftha	pct	off	def	tot	avg	pts	avg	pf	fo	ast	to	blk	stl
2015-1	12-1	127/10.6	11-25	.440	0-0	.000	5-11	.455	15	22	37	3.1	19	0	4	6	7	7	27	2.3
TOTAL	12-1	127/10.6	11-25	.440	0-0	.000	5-11	.455	15	22	37	3.1	19	0	4	6	7	7	27	2.3

Person,Precious																				
		Total		3-Point		F-Throws		Rebounds				Scoring								
Season	gp-gs	min/avg	fg-fga	pct	fg-fga	pct	ft-ftha	pct	off	def	tot	avg	pts	avg	pf	fo	ast	to	blk	stl
2015-1	1-0	9/9.0	2-6	.333	0-2	.000	0-0	.000	1	1	2	2.0	2	0	1	0	1	1	4	4.0
TOTAL	1-0	9/9.0	2-6	.333	0-2	.000	0-0	.000	1	1	2	2.0	2	0	1	0	1	1	4	4.0

Sessom,Shandricka																				
		Total		3-Point		F-Throws		Rebounds				Scoring								
Season	gp-gs	min/avg	fg-fga	pct	fg-fga	pct	ft-ftha	pct	off	def	tot	avg	pts	avg	pf	fo	ast	to	blk	stl
2014-1	31-23	426/13.7	65-194	.335	14-71	.197	20-27	.741	24	49	73	2.4	66	3	28	51	2	25	164	5.3
2015-1	13-13	355/27.3	95-222	.428	26-76	.342	22-30	.733	32	49	81	6.2	34	1	31	32	5	26	238	18.3
TOTAL	44-36	781/17.8	160-416	.385	40-147	.272	42-57	.737	56	98	154	3.5	100	4	59	83	7	51	402	9.1

Sisk,Erika																				
		Total		3-Point		F-Throws		Rebounds				Scoring								
Season	gp-gs	min/avg	fg-fga	pct	fg-fga	pct	ft-ftha	pct	off	def	tot	avg	pts	avg	pf	fo	ast	to	blk	stl
2014-1	33-33	955/28.9	97-289	.336	15-95	.158	93-140	.664	35	68	103	3.1	95	4	94	103	4	73	302	9.2
2015-1	13-13	343/26.4	50-121	.413	7-29	.241	37-50	.740	26	19	45	3.5	20	1	40	23	0	34	144	11.1
TOTAL	46-46	1298/28.1	147-410	.359	22-124	.177	130-190	.684	61	87	148	3.2	115	5	134	126	4	107	446	9.7

Williams,Jonell																				
		Total		3-Point		F-Throws		Rebounds				Scoring								
Season	gp-gs	min/avg	fg-fga	pct	fg-fga	pct	ft-ftha	pct	off	def	tot	avg	pts	avg	pf	fo	ast	to	blk	stl
2015-1	8-0	86/10.8	11-28	.393	0-0	.000	11-21	.524	26	29	55	6.9	7	0	2	7	1	6	33	4.1
TOTAL	8-0	86/10.8	11-28	.393	0-0	.000	11-21	.524	26	29	55	6.9	7	0	2	7	1	6	33	4.1

Ole Miss 97, Mississippi Valley State 61
Nov. 13, 2015 (Oxford Miss./Tad Smith Coliseum)

OXFORD, Miss. — The Ole Miss women's basketball team opened their season Friday with a 97-61 win over the Mississippi Valley State Devils in front of a record crowd. The 7,407 fans on hand set a Ole Miss women's basketball and state of Mississippi women's basketball attendance record. **Shandricka Sessom** led the way for Ole Miss with a career-high 24 points.

Mississippi Valley 61 • 0-1

#	Player		Total			3-Ptr		Rebounds		PF	TP	A	TO	Blk	Stl	Min
			FG-FGA	FG-FGA	FT-FTA	Off	Def									
03	Kahdejah Stevens	f	4-7	0-2	2-6	3	4	7	5	10	0	4	1	1	28	
20	Ashley Beals	f	6-16	0-0	4-7	4	9	13	3	16	0	3	0	3	30	
14	Zemoria Jernigan	g	3-13	1-4	0-0	1	3	4	4	7	4	9	1	2	35	
25	Kadesha Floyd	g	4-9	1-4	5-5	1	2	3	3	14	2	1	1	2	27	
25	Christina Reed	g	3-12	1-2	1-2	1	5	6	5	8	3	10	1	1	30	
10	Chelsea Tate		0-1	0-0	0-0	1	2	3	1	0	1	4	0	0	14	
12	Erica Strothers		0-1	0-1	0-0	0	1	1	0	0	0	0	0	0	5	
40	Felechia Walters		2-5	0-0	2-2	2	5	7	2	6	1	2	0	1	24	
55	Kassady Bolden		0-0	0-0	0-0	0	1	1	1	0	0	0	0	0	7	
Team							4	2	6							
Totals				22-64	3-13	14-22	17	34	51	24	61	11	35	4	10	200
FG % 1st Half:			11-32	34.4%	2nd half:	11-32	34.4%	Game:	22-64	34.4%	Deadball Rebounds					
3FG % 1st Half:			0-4	0.0%	2nd half:	3-9	33.3%	Game:	3-13	23.1%						
FT % 1st Half:			7-10	70.0%	2nd half:	7-12	58.3%	Game:	14-22	63.6%						

Ole Miss 97 • 1-0

#	Player		Total		3-Ptr		Rebounds		PF	TP	A	TO	Blk	Stl	Min	
			FG-FGA	FG-FGA	FT-FTA	Off	Def									
15	Briggs,Kelsey	f	5-11	2-5	0-0	1	1	2	3	12	0	0	0	0	16	
24	Hart,Bretta	f	2-6	0-0	0-0	3	4	7	1	4	0	2	1	2	14	
03	Hayes,A'Queen	g	3-8	0-0	0-0	2	1	3	0	6	4	2	0	3	16	
05	Sisk,Erika	g	5-16	0-3	5-6	3	2	5	0	15	3	1	0	3	25	
23	Sessom,Shandricka	g	9-19	2-7	4-5	3	3	6	1	24	3	5	0	3	32	
00	Golden,Kiara		2-6	2-6	0-0	0	2	2	1	6	4	1	0	1	13	
02	Williams,Jonell		0-2	0-0	0-2	6	3	9	1	0	1	1	0	1	8	
04	Person,Precious		2-6	0-2	0-0	1	1	2	2	4	1	0	1	1	9	
10	Muhate Pena,C		1-2	0-0	0-0	2	2	4	1	2	1	2	1	0	12	
11	Joseph,Shequila		0-4	0-2	0-0	1	1	2	3	0	1	0	0	0	19	
20	Muhammad,Madinah		2-5	2-4	2-2	0	1	1	2	8	1	1	0	1	15	
25	Alston,Alissa		3-5	0-0	6-9	3	1	4	3	12	4	2	0	2	15	
44	Lewis,Torri		1-3	1-3	1-2	0	0	0	0	4	0	0	0	0	6	
Team						3	5	8								
Totals				35-93	9-32	18-26	28	27	55	18	97	23	17	3	17	200
FG % 1st Half:			13-45	28.9%	2nd half:	22-48	45.8%	Game:	35-93	37.6%	Deadball Rebound					
3FG % 1st Half:			5-17	29.4%	2nd half:	4-15	26.7%	Game:	9-32	28.1%						
FT % 1st Half:			3-6	50.0%	2nd half:	15-20	75.0%	Game:	18-26	69.2%						

Officials: Sue Blauch, Michael McConnell, Wesley Dean
Technical fouls: Mississippi Valley-None. Ole Miss-None.
Attendance: 7407

Score by periods	1st	2nd	3rd	4th	Total
Mississippi Valley	15	14	21	11	61
Ole Miss	11	23	31	32	97

Missouri State 91, Ole Miss 78
Nov. 19, 2015 (Oxford Miss./Tad Smith Coliseum)

OXFORD, Miss-- Oxford native Erika Sisk had a team-best 18 points while teammate Shequila Joseph tallied a career-high 10 rebounds and added 16 points for her first career double-double, but it wasn't enough as the Ole Miss women's basketball team (1-2) dropped a 91-78 contest to Missouri State on Thursday evening at Tad Smith Coliseum.

Missouri State 91 • 2-1

#	Player	Total		3-Ptr		Rebounds		PF	TP	A	TO	Blk	Stl	Min	
		FG-FGA	FG-FGA	FT-FTA	Off	Def									
12	Chvatal,Hillary	f	4-6	2-3	2-2	2	9	11	0	12	1	0	0	0	27
21	Buckley,Aubrey	f	1-4	0-1	5-6	1	2	3	0	7	0	0	1	0	26
04	Williams,Kenzie	g	7-12	5-8	3-4	2	3	5	3	22	1	1	0	1	26
22	Snow,Tyonna	g	2-6	0-2	0-0	0	1	1	4	4	5	4	1	0	13
25	Rose,Riley	g	1-4	0-1	0-0	0	1	1	0	2	8	4	0	0	18
01	Gitzen,Danielle		1-3	0-1	2-2	1	2	3	0	4	0	3	0	0	10
02	Hughes,Lexi		3-6	3-5	0-0	0	0	0	1	9	0	2	0	0	13
03	Polowy,Lee Ann		0-2	0-1	0-0	0	2	2	1	0	0	2	0	0	4
05	Fruendt,Liza		8-14	3-9	6-8	0	7	7	3	25	2	1	0	1	19
13	Holt,Audrey		0-2	0-2	0-0	1	4	5	2	0	2	1	1	0	16
15	Vander Weide,Grace		0-2	0-1	0-0	2	2	4	1	0	0	2	0	0	16
34	Swartz,Rachel		1-1	0-0	0-0	1	2	3	1	2	0	1	0	1	5
40	Osenenam,Onye		2-3	0-0	0-0	1	3	4	0	4	0	0	1	0	7
Team							2	3	5						
Totals			30-65	13-34	18-22	13	41	54	16	91	19	21	4	4	200
FG % 1st Half:		14-33	42.4%	2nd half:	16-32	50.0%	Game:	30-65	46.2%	Deadball Rebounds					
3FG % 1st Half:		7-19	36.8%	2nd half:	6-15	40.0%	Game:	13-34	38.2%						
FT % 1st Half:		16-20	80.0%	2nd half:	2-2	100.0%	Game:	18-22	81.8%						

Ole Miss 78 • 1-2

#	Player		Total	3-Ptr	Rebounds										
			FG-FGA	FG-FGA	FT-FTA	Off	Def	TO	PF	TP	A	TO	Blk	Stl	Min
10	Muhate Pena,C	f	2-3	0-0	0-0	0	0	0	3	4	0	0	1	2	9
24	Hart,Bretta	f	0-2	0-0	0-0	3	1	4	2	0	0	2	0	1	11
05	Sisk,Erika	g	5-17	1-3	7-7	2	2	4	0	18	5	3	0	3	35
23	Sessom,Shandricka	g	8-18	1-5	0-3	2	5	7	3	17	2	0	0	1	24
25	Alston,Alissa	g	0-5	0-0	2-4	2	2	4	1	2	3	0	1	1	23
02	Williams,Jonell		0-3	0-0	2-2	2	0	2	0	2	0	0	0	0	11
03	Hayes,A'Queen		1-7	0-0	0-0	4	2	6	2	2	2	0	0	1	17
11	Joseph,Shequila		6-14	1-4	3-4	8	2	10	2	16	0	3	0	3	31
15	Briggs,Kelsey		4-10	1-2	0-0	2	2	4	2	9	0	0	0	1	14
20	Muhammad,Madinah		2-8	0-0	1-1	0	2	2	0	5	0	0	1	1	10
44	Lewis,Torri		1-5	1-4	0-0	0	0	0	3	3	1	1	0	1	15
Team						1	5	6							
Totals			29-92	5-18	15-21	26	23	49	18	78	13	9	3	15	200
FG % 1st Half:		15-46	32.6%	2nd half:	14-46	30.4%	Game:		29-92	31.5%	Deadball Rebounds				
3FG % 1st Half:		5-11	45.5%	2nd half:	0-7	0.0%	Game:		5-18	27.8%					
FT % 1st Half:		6-7	85.7%	2nd half:	9-14	64.3%	Game:		15-21	71.4%					

Officials: Dee Kantner, Amy Bonner, Bill Larence
Technical fouls: Missouri State-None. Ole Miss-TEAM.
Attendance: 743

Score by periods	1st	2nd	3rd	4th	Total
Missouri State	32	19	24	16	91
Ole Miss	24	17	11	26	78

UL-Lafayette 82, Ole Miss 78
Nov. 15, 2015 (Oxford Miss./Tad Smith Coliseum)

OXFORD, Miss. — Torri Lewis nailed six triples — all in the fourth quarter — to get the Rebels as close as two points late, but Ole Miss couldn't get that one final stop as Ole Miss dropped a 82-78 contest to UL-Lafayette on Sunday. Lewis, who led the Rebels with a career-high 20 points, was 6-of-7 from long range and scored all of her points in the fourth quarter. **Bretta Hart** posted a career-high 19 rebounds.

UL-Lafayette 82 • 1-0

#	Player		Total			3-Ptr		Rebounds				PF	TP	A	TO	Blk	Stl	Min
			FG-FGA	FG-FGA	FT-FTA	Off	Def	Total										
01	Arceneaux, Brooklyn	f	2-6	0-0	2-3	2	4	6	2	6	1	4	0	3	31			
14	Prejean, Adrienne	f	0-0	0-0	0-0	0	0	0	3	0	0	1	0	0	7			
10	Wirldige, Kia	g	4-8	0-1	4-5	2	0	2	5	12	4	2	1	2	30			
11	Gordon, Jaylyn	g	7-17	4-9	11-15	0	6	6	3	29	3	3	0	2	38			
24	Veal, Keke	g	5-18	1-5	7-9	0	3	3	5	18	4	3	0	0	22			
03	Cooper, Breionne	4-5	0-0	0-0	0-0	1	5	6	0	8	1	0	2	3	15			
05	Alexander, Jordan	1-2	1-1	2-2	0	2	2	1	5	1	0	0	0	1	11			
15	Quinn, Jodi	0-0	0-0	0-2	3	1	4	3	0	0	1	0	1	0	26			
22	Alexander, Gabby	0-0	0-0	0-0	0	0	0	0	0	0	0	0	0	0	0+			
32	Fields, Simone	1-4	0-0	2-5	1	1	2	3	4	0	2	0	1	0	20			
Team						5	6	11										
Totals				24-60	6-16	28-41	14	28	42	25	82	14	17	3	12	20		
FG % 1st Half: 16-35			45.7%	2nd half: 8-25			32.0%	Game: 24-60			40.0%	Deadball						
3FG % 1st Half: 6-10			60.0%	2nd half: 0-6			0.0%	Game: 6-16			37.5%	Rebounds						
FT % 1st Half: 8-13			61.5%	2nd half: 20-28			71.4%	Game: 28-41			68.3%							

2015-16 BOXSCORES

Ole Miss 72, Stony Brook 57
Nov. 27, 2015 (Stony Brook, N.Y./Island Federal Credit Union Arena)

STONY BROOK, N.Y. — Shandricka Sessom ran her double-figure scoring streak to five straight with a team-best 16 points as the Ole Miss women's basketball team (2-3) picked up a 72-57 win over Stony Brook in New York on Friday afternoon. A' Queen Hayes picked up her second career double-double with 10 points and 10 rebounds and was 5-of-6 from the charity stripe in the final minute of action.

Ole Miss 72 • 2-3

#	Player	Total		3-Ptr		Rebounds		PF	TP	A	TO	Blk	Stl	Min
		FG-FGA	FG-FGA	FT-FTA	FT-FTA	Off	Def							
11	Joseph,Shequilia	f	1-3	0-2	1-2	1	2	3	2	3	0	0	0	19
03	Hayes,A'Queen	g	2-6	0-0	6-8	4	6	10	4	10	2	4	0	1
05	Sisk,Erika	g	4-9	1-2	2-4	3	2	5	3	11	3	2	0	31
20	Muhammad,Madinah	g	3-8	2-5	0-0	0	0	0	4	8	3	0	0	1
23	Sessom,Shandricka	g	7-16	2-6	0-0	3	2	5	5	16	1	2	0	1
00	Golden,Kiara	g	0-1	0-1	0-0	1	0	1	0	0	0	0	0	4
10	Muhate Pena,C	g	1-2	0-0	0-0	1	0	1	2	2	0	0	0	1
15	Briggs,Kelsey	g	4-13	1-6	0-0	1	1	2	2	9	0	4	0	1
24	Hart,Bretta	g	2-3	0-0	0-2	6	1	7	5	4	0	0	0	1
25	Alston,Alissa	g	2-5	0-0	1-4	1	1	2	5	5	1	1	0	1
44	Lewis,Torri	g	1-9	1-5	1-2	1	3	4	3	4	1	1	0	1
Team						1	0	1						
Totals			27-75	7-27	11-22	23	18	41	35	72	11	14	0	14

FG % 1st Half: 17-43 39.5% 2nd half: 10-32 31.3% Game: 27-75 36.0%
3FG % 1st Half: 6-15 40.0% 2nd half: 1-12 8.3% Game: 7-27 25.9%
FT % 1st Half: 1-4 25.0% 2nd half: 10-18 55.6% Game: 11-22 50.0%

Stony Brook 57 • 3-2

#	Player	Total		3-Ptr		Rebounds		PF	TP	A	TO	Blk	Stl	Min
		FG-FGA	FG-FGA	FT-FTA	FT-FTA	Off	Def							
20	Snow, Brittany	f	6-13	0-0	8-8	5	3	8	4	20	1	8	1	0
22	Anyagaligbo, Ogechi	f	2-2	0-0	0-4	1	4	5	2	4	1	3	0	1
04	Scognamiglio Christa	g	1-6	0-4	7-8	1	5	6	3	9	1	2	0	0
05	Bayne-Walker, Kori	g	1-6	1-2	7-10	1	8	9	4	10	2	9	0	1
23	Hanlon, Kim	g	1-6	0-5	1-5	1	5	6	3	3	2	4	2	1
01	Wingate, Davion	g	1-2	0-0	1-2	0	0	0	1	3	0	4	0	0
11	Matthews, Jerell	g	0-1	0-1	0-0	0	1	1	0	0	0	0	0	0
40	Coiro, Alyssa	g	4-6	0-0	0-0	0	2	2	2	8	0	1	0	0
Team						4	2	6						
Totals			16-42	1-12	24-37	13	30	43	19	57	7	31	3	20

FG % 1st Half: 8-21 38.1% 2nd half: 8-21 38.1% Game: 16-42 38.1%
3FG % 1st Half: 0-6 0.0% 2nd half: 1-6 16.7% Game: 1-12 8.3%
FT % 1st Half: 9-17 52.9% 2nd half: 15-20 75.0% Game: 24-37 64.9%

Officials: Michael Schmidt, Don Cummskney, Fidel Gonzalez
Technical fouls: Ole Miss-None. Stony Brook-None.
Attendance: 898

Score by periods	1st	2nd	3rd	4th	Total
Ole Miss	25	16	14	17	72
Stony Brook	12	13	21	11	57

Last FG - OM 4th-00:38, STONY 4th-02:34,
Largest lead - OM by 20 2nd-02:46, STONY by 2 1st-09:54,
OM led for 38:54, STONY led for 00:30. Game was tied for 00:36.

	In	Off	2nd	Fast
Points	Paint	T/O	Chance	Break
OM	27	12	6	24
STONY	30	9	11	2

Score tied - 1 time.
Lead changed - 1 time.

Ole Miss 59, Western Kentucky 53
Dec. 2, 2015 (Oxford Miss./Tad Smith Coliseum)

OXFORD, Miss - The Ole Miss women's basketball team (4-3) picked up its third straight win with a 59-53 win over Western Kentucky at Tad Smith Coliseum on Wednesday night. The Lady Hilltoppers (3-2) got as close as close as two points with under a minute to go, but the Rebels sealed the win from the free throw line. Shandricka Sessom led the Rebels from the field with a game-high 18 points, while Bretta Hart had 18 rebounds.

Western Kentucky 53 • 3-2

#	Player	Total		3-Ptr		Rebounds		PF	TP	A	TO	Blk	Stl	Min
		FG-FGA	FG-FGA	FT-FTA	FT-FTA	Off	Def							
32	SMITH, Kayla	f	0-5	0-3	1-2	1	0	1	3	1	2	3	0	0
23	McCLAIN, Jalynn	f	1-5	0-0	0-0	2	0	2	1	2	1	0	1	1
10	BROWN, Tashia	g	4-14	0-0	2-3	3	1	4	3	10	2	4	0	1
12	NOBLE, Kendall	g	4-15	1-4	6-8	3	7	10	3	15	2	3	2	3
23	BROWN, Ivy	g	2-9	0-2	0-0	2	9	11	3	4	1	3	1	0
00	GOODS, Simone	g	2-5	0-0	3-3	4	4	8	2	7	0	1	2	0
02	BROWN, Taylor	g	3-5	0-0	1-2	3	4	7	3	7	0	3	0	0
04	BOPP, Sidnee	g	1-11	1-1	0-0	0	0	0	0	3	0	0	0	0
02	GIVENS, Dee	g	2-4	0-1	0-0	2	0	2	3	4	0	1	0	1
20	AKPAN, Ima	g	0-1	0-0	0-0	1	0	1	1	0	0	0	0	0
Team						2	3	5						
Totals			19-64	2-11	13-18	23	28	51	22	53	8	18	7	5

FG % 1st Half: 9-33 27.3% 2nd half: 10-31 32.3% Game: 19-64 29.7%
3FG % 1st Half: 2-7 28.6% 2nd half: 0-4 0.0% Game: 2-11 18.2%
FT % 1st Half: 4-6 66.7% 2nd half: 9-12 75.0% Game: 13-18 72.2%

Ole Miss 59 • 4-3

#	Player	Total		3-Ptr		Rebounds		PF	TP	A	TO	Blk	Stl	Min
		FG-FGA	FG-FGA	FT-FTA	FT-FTA	Off	Def							
11	Joseph,Shequilia	f	1-6	0-2	3-4	4	3	7	4	5	2	2	1	0
03	Hayes,A'Queen	g	2-6	0-0	5-5	3	1	4	4	4	2	4	0	5
05	Sisk,Erika	g	5-11	1-1	0-8	3	3	6	2	16	2	2	0	3
20	Muhammad,Madinah	g	1-9	0-5	0-0	0	1	1	2	2	0	2	0	1
23	Sessom,Shandricka	g	6-11	3-5	3-4	2	3	5	4	18	1	0	2	0
10	Muhate Pena,C	g	0-1	0-0	0-0	0	2	2	0	0	0	0	1	0
15	Briggs,Kelsey	g	1-2	0-0	0-0	1	1	2	1	2	0	1	1	0
24	Hart,Bretta	g	2-8	0-0	0-2	9	9	18	2	4	0	0	0	0
25	Alston,Alissa	g	2-6	2-2	2-4	1	2	3	4	8	2	3	1	0
44	Lewis,Torri	g	0-5	0-4	0-0	0	0	0	0	0	0	0	0	0
Team						1	1	2			1			
Totals			20-65	6-19	13-27	24	26	50	23	59	9	15	6	9

FG % 1st Half: 11-37 29.7% 2nd half: 9-28 32.1% Game: 20-65 30.8%
3FG % 1st Half: 4-11 36.4% 2nd half: 2-8 25.0% Game: 6-19 31.6%
FT % 1st Half: 3-8 37.5% 2nd half: 10-19 52.6% Game: 13-27 48.1%

Officials: Beverly Roberts, Bryan Entlerline, Brian Hart
Technical fouls: Western Kentucky-None. Ole Miss-None.
Attendance: 906

Score by periods	1st	2nd	3rd	4th	Total
Western Kentucky	10	14	12	17	53
Ole Miss	13	16	13	17	59

Last FG - WKU 4th-00:54, OM 4th-01:56,
Largest lead - WKU by 3 1st-09:30, OM by 10 3rd-03:41,
WKU led for 02:43, OM led for 33:56. Game was tied for 00:21.

Score tied - 3 times.
Lead changed - 5 times.

Ole Miss 86, Wagner 49
Nov. 29, 2015 (Staten Island, N.Y./Spiro Sports Center)

STATEN ISLAND, N.Y. — Ole Miss closed its two-game road swing in New York City with a 86-49 win over Wagner on Sunday. Shandricka Sessom led the Rebels for the second consecutive game with 18 points, while Jonell Williams tied her career high with nine rebounds. Ole Miss leading scorer Sessom scored in double figures for the sixth straight game and was joined in double figures by freshmen Alissa Alston and Madinah Muhammad.

Ole Miss 86 • 3-3

#	Player	Total		3-Ptr		Rebounds		PF	TP	A	TO	Blk	Stl	Min
		FG-FGA	FG-FGA	FT-FTA	FT-FTA	Off	Def							
00	Golden,Kiara	g	0-1	0-0	0-0	0	1	1	1	0	0	1	0	0
02	Williams,Jonell	g	2-3	0-0	1-4	3	6	9	1	5	0	2	0	1
03	Hayes,A'Queen	g	3-4	0-0	2-4	2	1	3	2	8	3	0	0	0
05	Sisk,Erika	g	3-6	1-2	1-4	1	2	3	1	8	3	1	0	2
10	Muhate Pena,C	g	1-2	0-0	1-2	0	0	0	0	3	2	1	0	1
11	Joseph,Shequilia	f	3-4	2-3	0-0	2	2	4	3	8	1	2	0	1
15	Briggs,Kelsey	g	3-5	0-1	1-2	1	1	2	0	7	1	2	2	2
20	Muhammad,Madinah	g	4-9	2-4	2-2	0	4	4	1	12	0	2	0	1
23	Sessom,Shandricka	g	8-14	2-5	0-0	1	6	7	3	18	0	2	0	1
24	Hart,Bretta	g	2-2	0-0	0-0	0	4	4	1	4	0	1	0	0
25	Alston,Alissa	g	4-11	0-1	4-6	4	3	7	5	12	3	2	0	0
44	Lewis,Torri	g	0-5	0-5	1-2	0	3	3	3	1	2	1	0	0
Team						0	4	4						
Totals			33-66	7-21	13-26	14	37	51	21	86	15	17	2	9

FG % 1st Half: 14-33 42.4% 2nd half: 19-33 57.6% Game: 33-66 50.0%
3FG % 1st Half: 4-12 33.3% 2nd half: 3-9 33.3% Game: 7-21 33.3%
FT % 1st Half: 4-8 50.0% 2nd half: 9-18 50.0% Game: 13-26 50.0%

WAGNER SEAHAWKS 49 • 0-4

#	Player		Total		3-Ptr		Rebounds		PF	TP	A	TO	Blk	Stl	Min
			FG-FGA	FG-FGA	FT-FTA	Off	Def								
01	NWAJELI, Jasmine	g	7-16	1-5	5-9	0	7	7	3	20	2	6	0	1	35
03	RUSSELL, Tanasia		2-7	1-2	2-4	3	1	4	2	7	0	0	0	0	18
05	WADE, Tessa		0-0	0-0	0-0	0	1	1	0	0	0	0	0	0	0
11	SULLIVAN, Samantha		0-0	0-0	1-2	1	1	2	0	1	0	0	0	0	6
12	PECK, Jordyn		2-10	0-7	1-3	0	1	1	0	5	1	2	0	1	25
13	ROMA, Sofia	f	1-2	0-0	0-0	3	3	6	5	2	2	3	2	1	19
14	ROWE, Lyndsay		0-7	0-3	0-0	0	2	2	0	0	0	1	0	2	18
15	HAMLET, Jazmine		0-1	0-0	0-0	0	0	0	0	0	0	1	0	1	7
20	DLUHI, Jackie		3-6	1-1	0-0	0	2	2	1	7	1	2	0	0	26
21	SMITH, Alexis	g	1-6	0-1	3-4	0	3	3	4	5	2	0	0	1	23
44	MCCURE, Julia		0-2	0-2	2-2	0	0	0	1	2	0	1	0	1	16
45	BUTIGIAN, Taylor		0-1	0-0	0-0	0	0	0	0	2	0	0	0	0	7
						2	1	3							
Team			16-58	3-21	14-24	9	25	34	20	49	10	20	2	8	200

Southern Miss 57, Ole Miss 38
Dec. 12, 2015 (Hattiesburg, Miss./Reed Green Arena)

HATTIESBURG, Miss. — The Ole Miss women's basketball team saw its four-game winning streak snapped with a 57-38 road loss at Southern Miss. Shandricka Sessom led all scorers with 20 points for her 10th straight game in double figures dating back to last season, while Bretta Hart led the way on the glass with seven rebounds.

Ole Miss 38 • 5-4		Total		3-Ptr		Rebounds		PF		TP		A		TO		Bk		Stl		Min
		FG-FGA	FG-FGA	FT-FTA	FT-FTA	Off	Def	Off	Def	Off	Def	Off	Def	Off	Def	Off	Def	Off	Def	
##	Player																			
11	Joseph,Shequila	f	0-7	0-4	3-4	2	1	3	2	3	0	2	2	1	18					
03	Hayes,A'Queen	g	1-10	0-1	1-4	2	1	3	4	3	1	5	1	0	28					
05	Sisk,Erika	g	1-6	0-3	0-0	2	2	4	1	2	0	4	0	1	19					
20	Muhammad,Madinah	g	3-7	1-2	0-0	1	2	3	2	7	0	2	0	1	13					
23	Sessom,Shandricka	g	9-22	2-8	0-0	1	4	5	1	20	1	2	1	3	40					
00	Golden,Kiara	g	0-2	0-1	0-0	0	0	0	0	0	0	0	0	0	1					
10	Muhate Pena,C	g	0-1	0-0	0-2	2	0	2	1	0	0	0	2	0	6					
15	Briggs,Kelsey	g	0-8	0-1	0-0	0	0	0	2	0	1	0	0	0	10					
24	Hart,Bretta	g	1-4	0-0	0-0	4	3	7	3	2	0	1	1	1	28					
25	Alston,Alissa	g	0-1	0-0	1-2	0	0	0	5	1	1	2	0	2	12					
44	Lewis,Torri	g	0-2	0-2	0-0	1	0	1	1	0	0	1	0	3	25					
Team						11	0	11												
Totals			15-70	3-22	5-12	26	13	39	22	38	4	19	7	12	200					
FG % 1st Half: 5-30		16.7%	2nd half: 10-40	25.0%	Game: 15-70	21.4%	Deadball Rebounds													
3FG % 1st Half: 1-10		10.0%	2nd half: 2-12	16.7%	Game: 3-22	13.6%														
FT % 1st Half: 2-6		33.3%	2nd half: 3-6	50.0%	Game: 5-12	41.7%														

Southern Miss 57 • 6-2		Total		3-Ptr		Rebounds		PF		TP		A		TO		Bk		Stl		Min
		FG-FGA	FG-FGA	FT-FTA	FT-FTA	Off	Def	Off	Def	Off	Def	Off	Def	Off	Def	Off	Def	Off	Def	
##	Player																			
02	COTTON,Lashyra	f	0-4	0-0	0-0	1	1	2	2	0	0	0	0	0	15					
21	KING,Jayla	g	4-5	0-0	1-3	2	6	8	1	9	2	2	0	2	28					
10	CLEWETT-GILES, Keri	g	0-0	0-0	0-0	0	1	1	3	0	2	5	0	1	11					
03	JEWMONS, Jerontay	g	7-18	0-1	3-5	3	2	5	1	17	3	9	0	6	39					
12	DINKINS, Britanny	g	6-14	0-4	0-0	0	4	4	3	12	5	5	1	3	37					
01	VEIGA, Tajanay	g	1-11	0-0	5-8	2	4	6	2	7	4	1	0	1	13					
15	JENKINS, Caitlin	g	4-9	0-0	2-6	8	10	18	2	10	0	2	6	0	33					
44	WILSON, Shayla	g	0-0	0-0	2-2	0	1	1	1	2	0	0	0	0	4					
Team						3	4	7												
Totals			22-51	0-5	13-24	19	33	52	15	57	16	25	7	13	200					
FG % 1st Half: 10-30		33.3%	2nd half: 12-21	57.1%	Game: 22-51	43.1%	Deadball Rebounds													
3FG % 1st Half: 0-4		0.0%	2nd half: 0-1	0.0%	Game: 0-5	0.0%														
FT % 1st Half: 6-13		46.2%	2nd half: 7-11	63.6%	Game: 13-24	54.2%														

Officials: R-Gina Cross; U1-Amy Bonner; U2-Brian Hall
Technical fouls: Ole Miss-None. Southern Miss-None.
Attendance: 1632

Score by periods	1st	2nd	3rd	4th	Total
Ole Miss	7	6	8	17	38
Southern Miss	8	18	17	14	57

Last FG - OM 4th-00:20, USM 4th-01:37.
Largest lead - OM by 5 1st-08:29, USM by 22 3rd-01:12.
OM led for 07:51, USM led for 31:19. Game was tied for 00:24.

Points OM USM

In Paint T/O Chance Fast Break Bench

Score tied - 0 times.
Lead changed - 1 time.

Ole Miss vs. Tulane
Dec. 16, 2015 (Oxford Miss./Tad Smith Coliseum)

OXFORD, Miss. - The Ole Miss women's basketball team dropped a heartbreaking 61-59 contest to Tulane on Wednesday. Shandricka Sessom led the way with 22 points and 11 rebounds for her first career double-double. With Tulane leading, 60-57 with 19 seconds remaining Jonell Williams converted a layup to make it a one-point game but Tulane's Kolby Morgan sealed the win from the line.

Tulane 61 • 6-3		Total		3-Ptr		Rebounds		PF		TP		A		TO		Bk		Stl		Min
		FG-FGA	FG-FGA	FT-FTA	FT-FTA	Off	Def	Off	Def	Off	Def	Off	Def	Off	Def	Off	Def	Off	Def	
##	Player																			
30	JONES, Tierra	f	4-6	0-0	4-10	0	8	8	4	12	0	0	0	0	26					
45	DURU, Chinwe	c	5-6	0-0	5-7	1	4	5	4	15	0	0	3	1	31					
03	MORGAN, Kolby	g	4-11	1-3	3-7	1	1	2	3	12	3	6	0	1	39					
11	MORPAHL, Leslie	g	3-6	0-3	0-0	0	5	5	1	9	7	11	0	2	33					
33	LATHAM, Courtnee	g	1-4	0-1	1-2	0	2	2	5	3	3	3	1	0	22					
01	HARDING, Shakira	g	0-0	0-0	0-0	0	0	0	0	0	0	1	0	0	5					
14	EMERY, Taylor	g	0-2	0-0	3-4	1	2	3	1	3	2	1	0	3	22					
15	THOMPSON, Tene	g	1-2	0-0	0-0	0	0	0	2	2	1	1	0	0	7					
22	SCHULTE, Meredith	g	0-3	0-0	3-3	1	0	1	0	3	0	0	0	0	6					
25	WYATT, Haryln	g	1-1	0-0	0-0	1	3	4	2	2	0	2	0	0	9					
Team						2	3	5												
Totals			19-41	4-7	19-33	7	28	35	22	61	16	25	4	7	200					
FG % 1st Half: 8-18		44.4%	2nd half: 11-23	47.8%	Game: 19-41	46.3%	Deadball Rebounds													
3FG % 1st Half: 3-5		60.0%	2nd half: 1-2	50.0%	Game: 4-7	57.1%														
FT % 1st Half: 10-16		62.5%	2nd half: 9-17	52.9%	Game: 19-33	57.6%														

Ole Miss 59 • 6-5		Total		3-Ptr		Rebounds		PF		TP		A		TO		Bk		Stl		Min
		FG-FGA	FG-FGA	FT-FTA	FT-FTA	Off	Def	Off	Def	Off	Def	Off	Def	Off	Def	Off	Def	Off	Def	
##	Player																			
11	Joseph,Shequila	f	2-6	1-3	0-0	1	3	4	2	5	0	1	0	0	20					
03	Hayes,A'Queen	g	2-6	1-2	1-2	5	1	6	5	6	4	5	0	2	38					
05	Sisk,Erika	g	2-9	0-3	0-0	2	1	3	4	4	5	3	0	5	33					
23	Sessom,Shandricka	g	7-23	2-7	6-8	4	7	11	4	22	1	4	1	2	38					
44	Lewis,Torri	g	1-10	1-9	1-2	1	2	3	1	4	0	3	0	2	27					
02	Williams,Jonell	g	2-4	0-0	2-2	3	1	4	2	6	0	0	0	0	6					
15	Briggs,Kelsey	g	0-2	0-0	0-0	0	0	0	0	0	0	0	0	0	5					
20	Muhammad,Madinah	g	1-2	0-0	0-0	0	1	1	2	2	1	0	1	0	10					
24	Hart,Bretta	g	3-3	0-0	1-3	2	4	6	3	7	0	2	1	0	15					
25	Alston,Alissa	g	1-3	1-1	0-0	0	1	1	2	3	1	0	0	1	8					
Team						3	4	7												
Totals			21-68	6-25	11-17	21	25	46	25	59	12	18	3	12	200					
FG % 1st Half: 12-32		37.5%	2nd half: 9-36	25.0%	Game: 21-68	30.9%	Deadball Rebounds													
3FG % 1st Half: 4-13		30.8%	2nd half: 2-12	16.7%	Game: 6-25	24.0%														
FT % 1st Half: 4-6		66.7%	2nd half: 7-11	63.6%	Game: 11-17	64.7%														

Officials: Scott Yarbrough, Eric Koch, Jules Gallien
Technical fouls: Tulane-None. Ole Miss-None.
Attendance: 734

Score by periods	1st	2nd	3rd	4th	Total
Tulane	15	14	11	21	61
Ole Miss	19	13	12	15	59

Last FG - TLN 4th-00:29, OM 4th-00:04.
Largest lead - TLN by 3 1st-08:29, OM by 10 2nd-07:10.
TLN led for 07:53, OM led for 27:53. Game was tied for 04:14.

Points TLN OM

In Paint T/O Chance Fast Break Bench

Score tied - 8 times.
Lead changed - 12 times.

Ole Miss 97, New Orleans 59
Dec. 14, 2015 (Oxford Miss./Tad Smith Coliseum)

OXFORD, Miss. — Freshman Torri Lewis put on her best Stephen Curry impression with a Tad Smith Coliseum record 10 three-pointers as the Ole Miss women's basketball team picked up a 97-59 win over New Orleans

2015-16 BOXSCORES

Ole Miss 103, Alabama A&M 42
Dec. 29, 2015 (Oxford Miss./Tad Smith Coliseum)

OXFORD, Miss. — The Ole Miss women's basketball team (8-5) closed out the non-conference slate with a 103-42 win over Alabama A&M on Tuesday night. Junior Bretta Hart posted her first career 20-point outing while adding a team-best nine rebounds in the win. Erika Sisk recorded her second consecutive game indouble figures with 19 points, while Shadricka Sessom extended her double figure scoring streak to 14 straight games.

#		Total		3-Ptr	Rebounds			PF	TP	A	TO	Blk	Stl	Min
		FG-FGA	FG-FGA	FT-FTA	Off	Def	Tot							
05	Sydney Spencer	f	5-11	0-2	0-0	0	1	1	5	10	3	6	0	29
20	Janie Myles	f	6-12	0-0	0-0	5	6	11	1	12	1	6	1	23
24	Shakira Logan	f	5-6	0-0	0-0	2	2	4	2	10	0	1	0	17
04	Alexia DeBose	g	1-3	0-0	0-0	0	0	0	0	2	0	7	0	12
14	ShaTerrion Moffett	g	1-3	0-0	0-0	0	1	1	3	2	2	3	0	25
02	Nashaye Sutton		0-2	0-1	0-0	0	4	4	4	0	0	3	0	17
12	Haniyyah Howard		1-10	0-1	1-2	1	3	4	2	3	0	4	0	25
13	Deborah Martin		0-3	0-0	0-0	1	4	5	4	0	0	3	0	23
15	Josta Totten		1-6	0-2	0-0	0	2	2	2	2	0	4	0	12
23	Ebony Johnson		0-4	0-2	1-2	1	3	4	1	1	0	2	1	2
Team						3	1	4						
Totals			20-60	0-8	2-4	13	27	40	24	42	6	39	2	200
FG % 1st Half: 9-31 29.0% 2nd half: 11-29 37.9% Game: 20-60 33.3%														
3FG % 1st Half: 0-2 0.0% 2nd half: 0-6 0.0% Game: 0-8 0.0%														
FT % 1st Half: 1-2 50.0% 2nd half: 1-2 50.0% Game: 2-4 50.0%														
Deadball Rebounds 4														

#		Total		3-Ptr	Rebounds			PF	TP	A	TO	Blk	Stl	Min
		FG-FGA	FG-FGA	FT-FTA	Off	Def	Tot							
11	Joseph,Shequila	f	0-1	0-0	0-0	1	1	2	0	0	0	0	0	7
03	Hayes,A'Queen	g	3-5	0-0	0-0	2	0	2	3	6	3	4	0	26
05	Sisk,Erika	g	7-12	1-3	4-5	3	0	3	0	19	4	1	0	22
23	Sessom,Shandricka	g	6-18	1-7	0-0	2	3	5	0	13	7	3	0	22
44	Lewis,Torri	g	3-7	3-7	0-0	0	3	3	0	9	0	0	1	20
00	Golden,Klara		1-6	0-4	3-3	1	2	3	0	5	1	1	1	2
02	Williams,Jonell		4-5	0-0	2-3	3	2	5	1	10	0	2	0	8
10	Muhate Pena,C		2-4	0-0	2-2	3	0	3	1	6	0	0	1	13
15	Briggs,Kelsey		3-6	0-0	0-4	2	2	4	0	6	1	0	1	2
20	Muhammad,Madinah		1-6	1-3	4-4	0	2	2	1	7	1	2	0	1
24	Hart,Bretta		9-10	0-0	2-5	3	6	9	1	20	0	0	2	3
25	Alston,Alissa		1-3	0-0	0-0	0	0	0	5	2	4	1	0	5
Team						0	4	4						
Totals			40-83	6-24	17-26	20	25	45	12	103	21	14	6	24
FG % 1st Half: 25-49 51.0% 2nd half: 15-34 44.1% Game: 40-83 48.2%														
3FG % 1st Half: 3-13 23.1% 2nd half: 3-11 27.3% Game: 6-24 25.0%														
FT % 1st Half: 5-10 50.0% 2nd half: 12-16 75.0% Game: 17-26 65.4%														
Deadball Rebounds 5														

Officials: Felicia Grinter, Brian Garland, Missy Brooks
Technical fouls: Alabama A&M-None, Ole Miss-None.
Attendance: 1061

Score by periods	1st	2nd	3rd	4th	Total
Alabama A&M	6	13	9	14	42
Ole Miss	33	25	25	20	103

Points	In	Off	2nd	Fast	Bench
A&MUWB	34	4	4	10	4
OM	56	49	28	13	6

Ole Miss at LSU
Jan. 7, 2016 (Oxford Miss./Pete Maravich Center)

Ole Miss vs. Vanderbilt
Jan. 3, 2016 (Oxford Miss./Tad Smith Coliseum)

Ole Miss vs. Florida
Jan. 10, 2016 (Oxford Miss./Pavilion at Ole Miss)

THE PAVILION AT OLE MISS



The centerpiece of the Forward Together campaign is the construction of a brand new state-of-the-art multi-purpose arena to be called the Pavilion at Ole Miss. The arena will seat 9,500 fans and will include a number of first class amenities.

The arena will include a private student concourse and courtside and baseline seating for students, three premium club areas, and over 1,500 premium seats, and an intimate seating bowl. The arena will also include a five story parking garage with 800 spaces that will service the entire campus community.

The arena will be located on the west side of Vaught Hemingway Stadium in the space currently occupied by the Rebel Shop and the parking lot. The placement of the arena is a long-term decision and will allow us to further enhance our athletics complex — better connecting athletics to the heart of the best campus in higher education.

This centralized location will create an impressive “front door” for Ole Miss Athletics and a destination point not only on a game day — but every day of the week.

Opening Weekend

January 7-10, 2016

Ole Miss Women vs. Florida - Jan. 10 - 1 p.m.

FACILITY HIGHLIGHTS

- Seating capacity for approximately 9,500 fans
- Exclusive student entrance with adjoining pregame tailgate patio
- Courtside and baseline seating for students, bringing them as close to the action as possible
- Over 1,500 premium seats
- Hall of Fame exhibiting the rich history, tradition and crowning achievements of Ole Miss Athletics



RADIO/TELEVISION ROSTER

