

HARVARD

2011-12 Men's Basketball Postseason Guide





HARVARD

Basketball Game Notes

HARVARD CRIMSON 26-4, 12-2 Ivy League

November

Fri 11	MIT	W, 76-49
Tue 15	at Holy Cross	W, 73-64
Sat 19	at Loyola Marymount	W, 77-67
Thu 24	Utah (Battle 4 Atlantis) (HDNET)	W, 75-47
Fri 25	No. 20/22 Florida State (Battle 4 Atlantis) (Versus)	W, 46-41
Sat 26	Central Florida (Battle 4 Atlantis) (Versus)	W, 59-49

December

Thu 1	at Vermont	W, 55-48
Sun 4	SEATTLE	W, 80-70
Thu 8	at No. 9/9 Connecticut (ESPN2)	L, 53-67
Sat 10	at Boston University (NESN)	W, 76-52
Thu 22	FLORIDA ATLANTIC	W, 63-51
Thu 29	at Boston College (ESPN3)	W, 69-46
Fri 31	SAINT JOSEPH'S	W, 74-69

January

Tue 3	at Fordham	L, 54-60
Sat 7	DARTMOUTH*	W, 63-47
Sat 10	at Monmouth	W, 70-61
Sat 14	GEORGE WASHINGTON	W, 69-48
Sat 21	at Dartmouth*	W, 54-38
Fri 27	at Yale*	W, 65-35
Sat 28	at Brown*	W, 68-59

February

Fri 3	CORNELL*	W, 71-60
Sat 4	COLUMBIA*	W, 57-52
Fri 10	at Penn*	W, 56-50
Sat 11	at Princeton* (ESPN)	L, 62-70
Fri 17	BROWN*	W, 69-42
Sat 18	YALE*	W, 66-51
Fri 24	PRINCETON*	W, 67-64
Sat 25	PENN* (ESPN3)	L, 54-55

March

Fri 2	at Columbia*	W, 77-70 (ot)
Sat 3	at Cornell* (ESPN3)	W, 67-63
Thu 15	No. 5 Vanderbilt!	4:40 p.m. EST
Sat 17	No. 4 Wisconsin/No. 13 Montana!	TBD

* Ivy League games

! - NCAA Tournament

Home Arena.....	Lavietes Pavilion
Opened... 1926 (first used for basketball in 1982)	
Capacity	2,195
Record at Lavietes	233-157

Head Coach	Tommy Amaker
Alma Mater.....	Duke '87
Record at Harvard	92-55 (fifth year)
Overall	268-194 (14th year)
Assistant Coaches	Brian Adams (Connecticut College '06)
	Brian DeStefano (Duke '05)
	Yanni Hufnagel (Cornell '06)
Director of Operations	Kirsten Green (Duke '96)
Athletic Trainer	Craig Fafara (Penn State '08)
Captains..	Oliver McNally '12, Keith Wright '12
First Season of Basketball	1900-01
All-Time Record....	1,015-1,252, .448 (101st season)
All-Time Ivy League Record.....	343-455 (.430)
NCAA Appearances	1 (1946)
NIT Appearances	1 (2011)



NO. 12 HARVARD
(26-4)

vs.



NO. 5 VANDERBILT
(24-10)



Date: March 15, 2012
Location: Albuquerque, N.M.
Arena: University Arena (15,411)
TV: TNT/CBS Sports.com
Audio: WHRB 95.3-FM
Live Stats: GoCrimson.com

The Particulars

No. 12 seed Harvard (26-4, 12-2 Ivy), the Ivy League champion, will face fifth-seeded Vanderbilt (24-10, 10-6 SEC), the SEC tournament champion in the second round of the NCAA tournament. The Crimson is making its first trip to the NCAA tournament since 1946.

Harvard's 26-4 overall record is the best in program history

Game Coverage

Thursday's game will be shown live nationally on TNT at 4:40 p.m. EST (2:40 p.m. MST). Spero Dedes, Bob Wenzel and Jaime Maggio will have the call.

WHRB's Charlie Hobbs, Scott Reed and James Yoon will have the audio call on WHRB-FM. Live statistics will also be available for the game at GoCrimson.com.

Series History Against Vanderbilt

The Commodores hold a 1-0 lead in the all-time series against Harvard with the only meeting coming during the 1993-94 season. The Crimson dropped a 74-58 decision to Vanderbilt on Dec. 28, 1993 at the Music City Invitational in Nashville, Tenn.

Harvard's Last Time Out

Oliver McNally led the way with 17 points, making three treys, while Brandyn Curry drained four triples, finishing with 12 points, as the Crimson defeated Cornell, 67-63, to clinch a share of Harvard's second straight Ivy League title. Harvard drained 12-of-26 3-point attempts (.462) against the Big Red, as the Crimson concluded the regular season with 12 road victories, a program re-

cord.

Vanderbilt's Last Time Out

The Commodores knocked off Kentucky, the nation's top team, 71-64 to claim its first SEC tournament championship since 1951. Vanderbilt snapped Kentucky's 24-game winning streak as it held the Wildcats to 35.9 percent shooting (23 of 64) and did not allow a field goal in the last 8:04 of the game. Jeffery Taylor led Vanderbilt with 18 points, while Festus Ezeli and John Jenkins added 17 apiece.

Harvard In The NCAA Tournament

The Crimson is 0-2 all-time in the NCAA tournament, with both games occurring in 1946. Harvard fell to Ohio State, 46-38, and NYU, 67-61, in the only previous trip to the NCAA tournament.

Harvard vs. NCAA Tournament Field

The Crimson owns a 2-1 record against teams in this year's NCAA tournament, as Harvard defeated Florida State and Vermont, but fell at UConn.

Ivy League In NCAA Tournament

In NCAA tournament history, Ivy League teams have combined for a 40-78 (.339) record in 68 appearances since 1939. Since 1957, the Ivy League has a 31-58 (.348) record in 54 appearances.

Tommy Amaker In NCAA Tournament

Harvard head coach Tommy Amaker is 2-1 in the NCAA tournament, with his previous appearance coming in 2000 with Seton Hall. Amaker guided the Pirates to wins over Oregon and Temple, before falling to Oklahoma State in the Sweet 16.

Probable Starters

Harvard Crimson (Statistics from 2011-12 Season)

No.... Name..... Yr.... Pos..... Ht..... Wt..... PPG..... RPG..... Misc.

10.....	Brandyn Curry	Jr.....	G	6-1	195.....	7.8.....	2.0	5.0 APG
11.....	Oliver McNally	Sr.....	G	6-3	180.....	7.4.....	2.6	.884 FT Pct.
0.....	Laurent Rivard	So.....	G	6-5	215.....	9.7.....	2.7	.390 3-Point Pct.
30.....	Kyle Casey	Jr.....	F	6-7	225.....	11.3.....	5.5	.519 FG Pct.
44.....	Keith Wright	Sr.....	F	6-8	240.....	10.7.....	8.1	.594 FG Pct.

Off The Bench

15.....	Christian Webster	Jr.....	G	6-5	205.....	4.5.....	1.9	.800 FT Pct.
14.....	Steve Moundou-Missi	Fr.....	F	6-7	225.....	4.9.....	3.5	.529 FG Pct.
23.....	Wesley Saunders	Fr.....	G	6-5	215.....	3.4.....	1.6	.528 FG Pct.
24.....	Jonah Travis	Fr.....	F	6-6	225.....	2.4.....	1.7	6.7 MPG
22.....	Corbin Miller	Fr.....	G	6-2	180.....	3.9.....	0.5	.456 3-Point Pct



MEDIA INFORMATION

Covering the Crimson

Harvard University welcomes coverage of its men's basketball program by accredited writers, broadcasters and photographers.

Working credentials may be requested from the Office of Athletic Communications by contacting Tim Williamson.

Media Credentials

All credential requests to cover Harvard men's basketball should be directed to Tim Williamson at least 48 hours in advance of the game. Harvard reserves the right to accept or reject credential requests for any reason.

Credentials will be mailed if time permits or may be picked up at the ticket office inside Lavietes Pavilion, which opens one hour prior to the start of the contest.

Interviews

Interviews with players and/or members of the coaching staff must be arranged through Harvard's Office of Athletic Communications. Please note that student-athletes' phone numbers and email addresses will not be released to the media per Department of Athletics policy. Game-day interviews will not be granted until the conclusion of the contest.

Head coach Tommy Amaker and student-athletes will be available for a weekly press briefing in Dillon Lounge during the spring semester. The weekly sessions for the will begin Monday, Jan. 23 and last for the remainder of the season. The sessions will start promptly at 3:15 p.m. each Monday. Schedule is subject to change on a weekly basis.

Press Row Services

Harvard will provide a game program, and pregame statistics prior to the game. Information will be available in the media room, which is located to the left of press row.

Statistics will be available at halftime with full packets available after the game.

The press row phone is: (617) 495-5894

Postgame Interviews

Harvard Coach Tommy Amaker and requested players will be available following the NCAA-mandated 10-minute cooling-off period at the postgame press conference. Please contact Tim Williamson to request players. Harvard maintains a closed locker room policy. Requests for visiting coaches and players interviews should be made through the opponent's SID. Visiting team interviews will also be held at the postgame press conference.

Reporters filing stories are asked to relocate to the media room at the conclusion of the game to both write and file their stories. Lavietes Pavilion does have wireless internet available.

Radio Broadcasts

Stations wishing to broadcast Harvard men's basketball games must make arrangements through the athletic communications office at least one week in advance of the requested game.

There are two analog phone lines available for visiting stations, and a maximum of three credentials will be provided for any broadcast crew. We cannot have ISDN lines installed in Lavietes Pavilion.

Ivy League Historically in NCAA Tournament

Brown was the first Ivy League team to appear in the NCAA Tournament, losing 42-30 to Villanova in a first-round game of the 1939 NCAA tournament.

In 2010, Cornell, a No. 12 seed, advanced to the Sweet 16 after earning wins over fifth-seeded Temple and fourth-seeded Wisconsin in the first two rounds. The victories were the first for the League since Princeton, as a No. 5 seed, defeated 12th-seeded UNLV in the first round of the 1998 NCAA tournament. It marked the first time an Ivy team advanced to the regional semifinals since Penn's magical run to the 1979 Final Four.

No. 12 Seed Success In NCAA Tournament

In NCAA tournament history, No. 12 seeds are 59-128 (.316) overall. No. 12 seeds are also 39-89 (.305) vs. No. 5 seeds and 11-19 vs. No. 4 seeds (.367).

Harvard vs. The SEC

The Crimson boasts an 0-4 record all-time against current members of the SEC, falling once to Vanderbilt (74-58, 1993-94), Florida (95-75, 1969-70), Tennessee (84-69, 1974-75) and South Carolina (71-63, 1976-77).

Ivy Champion Harvard Crimson

For the second straight year and for the second time in school history, Harvard earned the Ivy League title, as the Crimson topped Cornell in Ithaca, N.Y., 67-63, March 3, 2012. Harvard also tied the program record, set last season, by winning 12 conference games.

Postseason Play

For the third straight year, and fourth time overall, Harvard earned a postseason tournament bid this season. In 1946, the Crimson qualified for the NCAA tournament and returned to the postseason in 2010, playing in the CollegeInsider.com Tournament. Last year, Harvard earned a bid to the National Invitation Tournament (NIT) for the first time in program history, before earning an NCAA tournament berth this season.

Harvard is looking for its first postseason victory. The Crimson is 0-5 all-time in the postseason, falling to NYU and Ohio State during the NCAA tournament in 1946, losing at Appalachian State in the CIT in 2010 and dropping the Ivy League playoff to Princeton and falling at Oklahoma State in the NIT last year.

RPI Watch

Harvard concluded the regular season No. 35 in the RPI, according to collegerpi.com. The Crimson earned the highest ranking in program his-

tory, No. 14, Dec. 2, 2011.

Back To 20

For the third straight year and the third time in program history, Harvard has won 20 games in a season, boasting a 26-4 overall mark this season. The Crimson went 21-8 in 2009-10 and posted a 23-7 overall mark last season. Harvard's 24 victories set a new program record.

Stepping Up On D

The Crimson is allowing only 54.0 points per game this season, good for third in the nation in scoring defense. Wisconsin paces the nation, surrendering only 51.7 points per contest, while Virginia sits second (52.2 points allowed per game) Harvard has only allowed 70 points twice and surrendered 50 or less points in 11 games and less than 40 points twice.

All We Do Is Win

Entering the week, Harvard was one of only 15 schools in the nation with at least 26 victories this season, joining North Carolina, Duke, Belmont, Syracuse, Kansas, Missouri, Drexel, Virginia Commonwealth, Wichita State, Creighton, Murray State, Kentucky, Oral Roberts and St. Mary's.

Rejection List

With 43 blocks this season, Keith Wright now ranks first in program history with 149 rejections, having surpassed Brian Cusworth '07 (147). Wright broke the record with a rejection in the second half against Penn Feb. 25, 2012. Wright's 54 blocks last year also stand second in Harvard history for a single season. Brian Banks '78 had 59 rejections during the 1977-78 campaign. Wright's 43 blocks this year ranks seventh in team history.

Kyle Casey has rejected 90 blocks in his career, including 35 this season, ranking him fifth in program history in rejections.

Handing Out Dishes

Brandyn Curry has handed out 421 assists in his career, ranking the junior fifth in program history. Curry trails Glenn Fine '79 (559) for fourth place in the Harvard record book.

On The Big Screen

The Crimson will play at least 10 games on national or regional television this season.

Harvard is 6-3 on TV this year after earning wins over Utah (HDNet), No. 20/22 Florida State (Versus) and Central Florida (Versus) at the Battle 4 Atlantis. The Crimson also defeated Boston University (NESN), Boston College (ESPN3) and Cornell (ESPN3) but fell on the road at No. 9/9 Connecticut (ESPN2), at Princeton (ESPNU)

Office of Athletic Communications

Assistant Director of Athletics/Communications

..... Kurt Svoboda
E-Mail:ksvoboda@fas.harvard.edu

Asst. Director of Athletic Communications:

Basketball Contact..... Tim Williamson
Phone:617-495-4143
Fax:617-495-2130
E-Mail:twilliam@fas.harvard.edu

Asst. Director of Athletic Communications:

..... Casey Hart
E-Mail:chart@fas.harvard.edu

Asst. Director of Athletic Communications:

..... Jeff Selesnick
E-Mail:jselesn@fas.harvard.edu

Asst. Director of Athletic Communications:

..... Andrew Chesebro
E-Mail:chesebro@fas.harvard.edu

Intern:

..... Chris Hill
E-Mail:dha_oac@fas.harvard.edu

Intern:

..... Brett Moore
E-Mail:dha-smr@fas.harvard.edu

**Opponent Profile - No. 5 Vanderbilt**

Nickname..... Commodores
Conference..... Southeastern Conference
Home Court Memorial Gym (14,316)

Head Coach Kevin Stallings

Most Points, Harvard 58, 1993-94
Most Points, Vanderbilt..... 74, 1993-94
Biggest Win..... none
Biggest Loss..... 16 (58-74, 1993-94)
Longest Harvard Streak 1, 1993-present
Longest Vanderbilt Streak..... none

Last Harvard Win none
Last Vanderbilt Win 74-58, 12/28/1993
Current Streak..... Vanderbilt, 1 win

Vanderbilt leads, 1-0

1993-94 L, 58-74

Opponent Profile - No. 4 Wisconsin

Nickname..... Badgers
Conference..... Big Ten Conference
Home Court Kohl Center (17,230)

Head Coach Bo Ryan

Most Points, Harvard 41, 1942-43
Most Points, Wisconsin..... 58, 1942-43
Biggest Win..... none
Biggest Loss..... 17 (41-58, 1942-43)
Longest Harvard Streak none
Longest Wisconsin Streak..... 1, 1942-present

Last Harvard Win none
Last Wisconsin Win 58-41, 12/31/42
Current Streak..... Wisconsin, 1 win

Wisconsin leads, 1-0

1942-43 L, 41-58

Opponent Profile - No. 13 Montana

Nickname..... Grizzlies
Conference..... Big Sky Conference
Home Court Dahlberg Arena (7,321)

Head Coach Wayne Tinkle

Most Points, Harvard 69, 1966-67
Most Points, Montana..... 88, 1966-67
Biggest Win..... 19 (88-69, 1966-67)
Biggest Loss..... none
Longest Harvard Streak 1, 1966-present
Longest Montana Streak..... none

Last Harvard Win 88-69 (12/29/66)
Last Montana Win none
Current Streak..... Harvard, 1 win

Harvard leads, 1-0

1966-67 W, 88-69#
- Rainbow Classic (Honolulu, Hawaii)

* - Harvard home game
- Neutral site

and at home to Penn (ESPN3).

Coming Down With It

With his 11-rebound performance at Cornell March 3, Keith Wright now has 25 double digit rebound games in his career. Wright also has five double-doubles this season and has led Harvard in rebounding in 23 of 30 contests. Wright stands fifth in program history with 734 career rebounds. Harvard has outrebounded 17 of its last 20 opponents.

Casting Ballots

Earlier this season, the Crimson became the first Ivy team ranked in the AP poll since Princeton was rated No. 8 in the final poll of the 1997-98 season. On Jan. 2, Harvard was No. 21 in the coaches poll and No. 22 in the AP poll, the highest rankings in program history. The Crimson matched the No. 21 ranking in the coaches poll Feb. 6.

Harvard is the only Ivy League team to have received at least one vote in a major national poll this season. The Crimson appeared in the ESPN/USA Today Coaches poll eight straight weeks: Dec. 19-Feb. 6.

Protecting The Ball

Entering the week, Brandyn Curry ranked first in the Ivy League and tied for 22nd in the country in assist/turnover ratio (2.7).

Double-Double Show

Keith Wright leads the Crimson with five double-doubles (at Holy Cross Nov. 15, Florida Atlantic Dec. 22, at Monmouth Jan. 10, at Princeton Feb. 11 and Brown Feb. 17), while Kyle Casey (Saint Joseph's Dec. 31) and Jonah Travis (Seattle Dec. 4) have recorded one apiece this year. Wright has amassed 17 double-doubles over the course of his career in Cambridge.

Harvard/Amaker Against Vanderbilt, Wisconsin and Montana

The Crimson under Harvard head coach Tommy Amaker have yet to play Vanderbilt, Wisconsin or Montana.

Lavietes Is The Place To Be

Harvard enjoyed a 28-game win streak at home, a program record, between Feb. 19, 2010 and Feb. 24, 2012. The streak was the second longest in the country during that stretch and Harvard finished 11-1 at home during this season after going 14-0 at Lavietes Pavilion last year.

Iron Horse

Oliver McNally has played in 117 games during his Harvard career, putting him ahead of Jeremy Lin '10 (115) for the most games played in Harvard history. Keith Wright has played in 108 games, placing him tied for fourth in program history.

Defense Wins Games

The Crimson enters the week fourth in the country in scoring defense (54.8 points allowed per game).

Harvard had not allowed more than 49 points in four straight games (Nov. 24-Dec. 1) for the first time since the 1946-47 season, which was prior to the invention of the shot clock and the 3-point line. The Crimson also surrendered 38 or less points in two straight games (Jan. 21-27) for the first time since 1946-47. Harvard has only allowed more than 60 points in 11 of 30 games this year and has held opponents to less than 60 points in nine of the last 14 contests.

Road Warriors

The Crimson, which currently owns a 15-3 record in road/neutral sites, will play a at least a total of 18 road/neutral games this winter. Harvard's 15 road/neutral sites wins this year is a new program record, surpassing 10 victories during the 2009-10 campaign. The Crimson is 12-3 on the road and 3-0 in neutral sites in 2011-12.

LinSanity: Harvard In The NBA

Former Harvard guard and three-time All-Ivy League honoree Jeremy Lin '10 has made quite an impact this season as a member of the New York Knicks. Lin, who was named to the NBA's Rising Stars Game (Feb. 24), is averaging 14.6 points per game and 6.0 assists per contest in 23 games with the New York Knicks this season. Lin tallied a career-high 38 points in a win over the Los Angeles Lakers Feb. 10, 2012.

With his NBA debut for the Golden State Warriors against the Los Angeles Clippers Oct. 29, 2010, Lin became the first Ivy League player to suit up for an NBA team since Penn's Matt Maloney played for the Atlanta Hawks and Yale's Chris Dudley was a member of the Portland Trail Blazers in 2003.

Lin joined former Harvard standouts Saul Mariaschin '47 (Boston Celtics) and Edward Smith '51 (New York Knicks) as Crimson players who have seen time in the NBA. During his first season in the NBA with Golden State, Lin played in 29 games, averaging 2.6 points per game and 1.4 assists per contest.

Monthly Consistency

In the months of November, December, January and February, Harvard won six games. The Crimson went 6-0 in November, 6-1 in December, 6-1 in January and 6-2 in February. Harvard is 2-0 in the month of March.

Season Honors**Tommy Amaker**

- USBWA District I Coach of the Year
- College Sports Madnews Ivy Coach of the Year

Kyle Casey

- USBWA All-District Team
- All-Ivy League First Team
- College Sports Madness All-Ivy Third Team
- Ivy League Co-Player of the Week (Dec. 12, March 5)

- Ivy League Honor Roll (Jan. 2, Feb. 27)

Brandyn Curry

- Candidate for Bob Cousy Award
- All-Ivy League First Team
- College Sports Madness All-Ivy Fourth Team

Oliver McNally

- Ivy League Honor Roll (Jan. 9)

Corbin Miller

- Ivy League Rookie of the Week (Jan. 23)

Steve Moundou-Missi

- Ivy League Rookie of the Week (Jan. 30)

Laurent Rivard

- Ivy League Honor Roll (Nov. 14, Dec. 5, Feb. 6)

Jonah Travis

- Ivy League Rookie of the Week (Dec. 5)

Keith Wright

- Battle 4 Atlantis Tournament MVP
- USBWA All-District Team
- All-Ivy League First Team
- College Sports Madnes All-Ivy First Team
- Ivy League Player of the Week (Nov. 28, Jan. 16)
- Ivy League Honor Roll (Nov. 21, Dec. 26, Feb. 13)

**Associated Press Top 25 (March 5, 2012)**

1	Kentucky (63)	30-1	1,623
2	Syracuse (2)	30-1	1,561
3	Kansas	26-5	1,482
4	North Carolina	27-4	1,442
5	Missouri	27-4	1,343
6	Duke	26-5	1,262
7	Ohio State	25-6	1,251
8	Michigan State	24-7	1,149
9	Marquette	25-6	1,087
10	Michigan	23-8	945
11	Murray State	30-1	922
12	Baylor	25-6	909
13	Georgetown	22-7	873
14	Wisconsin	23-8	853
15	Indiana	24-7	707
16	Wichita State	27-5	492
17	Florida State	21-9	468
18	San Diego State	24-6	441
19	Creighton	28-5	364
20	UNLV	25-7	360
21	Temple	24-6	343
22	Florida	22-9	305
23	Notre Dame	21-10	256
24	Gonzaga	25-5	170
25	Iowa State	22-9	127

Others Receiving Votes: Saint Mary's 88, Louisville 84, Drexel 83, New Mexico 64, Virginia 34, Memphis 13, Virginia Commonwealth 6, Vanderbilt 6, Cincinnati 5, Long Beach State 3, Kansas State 2, **Harvard 1**, Saint Louis 1.

ESPN/USA Today (March 5, 2012)

1	Kentucky (31)	30-1	775
2	Syracuse	30-1	744
3	Kansas	26-5	703
4	North Carolina	27-4	690
5	Missouri	27-4	620
6	Duke	26-5	604
7	Ohio State	25-6	568
8	Michigan State	24-7	540
9	Marquette	25-6	537
10	Murray State	30-1	526
11	Baylor	25-6	422
12	Wisconsin	23-8	417
13	Michigan	23-8	397
14	Georgetown	22-7	369
15	Indiana	24-7	287
16	Wichita State	27-5	241
17	Florida State	21-9	199
18	Saint Mary's	26-5	198
19	Florida	22-9	187
20	UNLV	25-7	181
21	San Diego State	24-6	165
22	Creighton	28-5	164
23	Notre Dame	21-10	134
24	Temple	24-6	112
25	Gonzaga	25-5	80

Others Receiving Votes: Louisville 60, New Mexico 26, Memphis 24, Iowa State 24, Drexel 21, Virginia 18, Kansas State 11, Mississippi State 8, Saint Louis 6, Virginia Commonwealth 3, Nevada 3, **Harvard 2**, Montana 1, Middle Tennessee State 1.

Hitting Baskets

Keith Wright stands first in the Ivy League in field-goal percentage, hitting 59.4 percent of his attempts this season (136-of-229).

Head Coach Tommy Amaker

Tommy Amaker (Duke '87) is in his fifth season as head coach of the Harvard men's basketball team. He registered his 250th career coaching victory Dec. 4, 2011 against Seattle at Lavietes Pavilion. Amaker has guided Harvard to its first national ranking, as the Crimson was rated No. 25 in the AP poll and No. 24 in the ESPN/USA Today coaches ranking Dec. 5, 2011. Amaker has also led the Crimson to back-to-back Ivy League titles, the first two conference crowns in school history. In addition, the Crimson has established a program record with 26 victories in 2011-12.

He brings a 268-194 (.580) career head coaching record into today's game, including a 92-55 (.626) mark at Harvard, a 108-84 (.563) record at Michigan and a 68-55 (.553) record at Seton Hall.

McNally in Crunch Time

Oliver McNally has always been a "clutch" players in his career:

- 48.0 percent 3-point shooter under 4 minutes to play throughout his career

- 86.0 percent FT shooter under 4 minutes to play throughout his career

- Over the last 2 years alone, McNally is 81-89 FT (.910) at the FT line with under 5 minutes to play

- With under 4 minutes to play, on the FRONT END of 1-and-1 opportunities, he is a 93% shooter and is 14-of-15 this year alone.

- Harvard has won 34 straight games that McNally attempted at least one free throw in the last four minutes of a game and is 39-3 overall during his career when he attempts at least one free throw in the last four minutes; last loss was at Army Nov. 23, 2009.

Halftime Report

Going back to the 2004-05 season, Harvard is 101-22 (.821) when leading at halftime and 26-70 (.271) when trailing at the break. Over the last two years, the Crimson is 38-7 when leading at the half (.844).

Assists, No Turnovers

Harvard's starting backcourt duo of Oliver McNally and Brandyn Curry has combined to hand out 243 assists, while only committing 94 turnovers between them (combined 2.6 assist/turnover ratio). Curry (2.7) and McNally (2.4) rank first and second in the Ivy League, respectively in assist/turnover ratio. Curry also ranks tied for 22nd nationally in assist/turnover ratio.

Best Ivy Start

Harvard began conference play with a 7-0 start for the first time in program history. The Crimson also finished 12-2 in the Ivy League for the second straight season, tying the program record for most conference victories set last season.

Conference "D"

In its 14 conference games this season, Harvard allowed only 54.0 points per game, the best in the Ivy League. In nine games, opponents have scored less than 60 points and the Crimson has kept opponents under 40 points on two occasions.

Deep Bench

Harvard has played at least 10 players in 27 of 30 games this season, including a season-high 17 players in the win over Utah Nov. 24. The Crimson also played 15 players in the victory at Yale

Jan. 27, the most for Harvard in a conference game this season.

35 Is The Magic Number

Harvard is 15-0 when shooting better than 35 percent from 3-point range and 11-4 when failing to reach 35 percent from long distance this season.

Making The Most Of It

Oliver McNally made all eight free throws at Monmouth, went 7-of-7 at the foul line at Holy Cross Nov. 15, shot 6-of-6 at Loyola Marymount Nov. 19 and was 6-of-6 down the stretch against Princeton Feb. 24 and is shooting 88.4 percent from the line this season (76-of-86), ranking him 17th in the country and fourth in the Ivy League. Christian Webster is Harvard's career leader in free-throw shooting, making 88.2 percent of his attempts (179-of-203) over his first three seasons, while McNally is fourth in team history at 86.0 percent (282-of-328).

Last season, the Crimson ranked second in the nation as a team with an 80.8 percent success rate from the charity stripe (just behind Wisconsin's 81.8 shooting percentage). Harvard owns the NCAA record for team free-throw percentage for a season (82.2 percent in 1983-84). Harvard is currently shooting 74.6 percent from the line this season, ranking 30th in the country.

Harvard Against The Ivy League

Over the last two seasons, the Crimson boasts a 24-5 (.828) against Ivy League opponents. During that stretch, the Crimson is 11-3 (.786) against Ancient Eight opponents on the road and 13-1 at home (.929). This season, Harvard went 12-2 in conference games, having swept Dartmouth, Brown, Yale, Columbia and Dartmouth, defeated Penn in a road contest and downed Princeton at home.

Non-Conference Victories

The Crimson has won 14 non-conference games this season, a program record. Harvard won 11 non-league games in 2009-10 and 11 non-conference contests again in 2010-11.

Historic Defensive Display

Harvard surrendered only 38 points in a win at Dartmouth Jan. 21, and followed by allowing only 35 points in a victory at Yale Jan. 27. The 35 points was the least allowed by a Crimson team since a 41-35 win at Dartmouth Jan. 11, 1992.

Night and Day

Harvard owns a 19-4 record in night games and a perfect 7-0 mark in day contests in 2011-12.

Defense, Offense

The Crimson ranked first in the Ivy League in defense (54.8 points allowed per game overall) and fifth in scoring offense (65.4 points per contest). Harvard was also first in scoring margin (+10.6). The Crimson paces the league in shooting percentage (.467), foul shooting (.746), rebounding defense (28.1) and blocked shots per game (4.6).

Four-Point Play

Laurent Rivard earned two four-point plays in the Crimson's 69-48 win over George Washington Jan. 14. Rivard also was fouled a third time attempting a 3-pointer and hit all three ensuing foul shots.

Up By 20

Harvard has won seven games by 20 or more points this season, having downed MIT, Utah, Boston University, Boston College, George Wash-

**Harvard in National Polls**

	AP.....	ESPN/USA Today
Oct. 28	ARV (2 votes).....	NR
Nov. 14	ARV (3).....	NR
Nov. 21	ARV (3).....	ARV (1)
Nov. 28	ARV (101).....	ARV (61)
Dec. 5	25 (191).....	24 (95)
Dec. 12	ARV (73).....	ARV (43)
Dec. 19	ARV (88).....	25 (53)
Dec. 26	24 (121).....	23 (92)
Jan. 2	22 (269).....	21 (156)
Jan. 9	ARV (16).....	25 (58)
Jan. 16	ARV (22).....	24 (61)
Jan. 23	ARV (32).....	23 (99)
Jan. 30	ARV (69).....	23 (116)
Feb. 6	25 (105).....	21 (153)
Feb. 13	ARV (6).....	ARV (22)
Feb. 20	ARV (12).....	ARV (10)
Feb. 27	ARV (5).....	ARV (1)
March 5	ARV (1).....	ARV (2)

2011-12 Statistics

Tale of the Tape:	Harvard.....	Vanderbilt
Points, Game	65.4.....	72.9
Opp. Points, Game	54.8.....	65.0
Reb, Game	32.6.....	34.5
Opp Reb, Game	28.1.....	33.4
Asst, Game	12.9.....	12.9
TO, Game	12.3.....	13.1
Steal, Game	6.0.....	5.9
FG Pct.	.467.....	.459
3-PT FG Pct.	.356.....	.389
FT Pct.	.746.....	.698

Individual Leaders - Harvard (2011-12)

Points, Game	Casey - 11.3
.....	Wright - 10.7
Reb, Game	Wright - 8.1
.....	Casey - 5.5
Asst, Game	Curry - 5.0
.....	McNally - 3.1
Steal, Game	Curry - 1.6
.....	McNally - 0.8
FG Pct.	Wright - .594
.....	Moundou-Missi - .529
3-PT FG Pct.	Miller - .456
.....	Rivard - .390
FT Pct.	McNally - .884
.....	Rivard - .800
Minutes	McNally - 30.4
.....	Curry - 30.1

Individual Leaders - Vanderbilt (2011-12)

Points, Game	Jenkins - 19.9
.....	Taylor - 16.4
Reb, Game	Goulbourne - 6.9
.....	Taylor - 5.8
Asst, Game	Tinsley - 4.2
.....	Johnson - 1.9
Steal, Game	Goulbourne - 1.6
.....	Taylor - 1.3
FG Pct.	Ezeli - .529
.....	Taylor - .499
3-PT FG Pct.	Jenkins - .448
.....	Taylor - .432
FT Pct.	Tinsley - .846
.....	Jenkins - .843
Minutes	Jenkins - 33.7
.....	Taylor - 32.2

ington, Yale (on the road) and Brown (at home). Under head coach Tommy Amaker, the Crimson has won 24 games by 20 or more points.

Harvard In Close Games

The Crimson has won six close games this season (a win by five or fewer points): Florida State, Saint Joseph's, Columbia (at home), Princeton (at home) and Cornell (on the road). Since 2006, Harvard has won 25 close games.

Harvard As a Ranked Team

The Crimson is 12-3 as a ranked team in program history with all of those wins coming this season over Boston University, Florida Atlantic, Boston College, Saint Joseph's, Dartmouth (twice), Monmouth, George Washington, Yale, Brown, Cornell and Columbia. Harvard is 6-0 at home as a ranked squad, while boasting a 6-3 record on the road when ranked nationally.

Comeback Kids

Harvard trailed by as much as 14 points in the first half and was in a 10-point hole at halftime against Saint Joseph's Dec. 31. The Crimson outscored the Hawks, 36-21, in the second half, holding Saint Joseph's to just 29.6 percent shooting to earn a 74-69 comeback victory. The Crimson also trailed by as much as seven in the second half before pulling out a win in the Ivy opener against Dartmouth Jan. 7. Harvard also trailed Princeton by 10 at home Feb. 24, before coming back to earn the win.

Staying On The Court

Oliver McNally and Brandyn Curry pace the Crimson with 30.4 and 30.1 minutes played per game, respectively. No other Harvard players are averaging more than 30 minutes per contest this season.

Free-Throw Defense

Entering the weekend, Harvard was 25th in the nation in free throw shooting defense, as opponents are only making 65.4 percent of attempts (286-of-437). Northwestern State leads the nation (.614).

Ivy Openers

With the 63-47 win over Dartmouth Jan. 7, Harvard improved to 5-0 in Ivy League openers under head coach Tommy Amaker.

Just Grab It

Harvard is 20-2 when outrebounding teams this season, while carrying a 5-2 mark when being outrebounded by its opponent.

Crimson Runs Deep

With 19 players on its roster, Harvard is tied for the sixth largest team in the country entering the season, trailing only Air Force (22), Cornell (21), Army (20), Syracuse (20) and Navy (20). Columbia also has 19 players.

In The Paint

The Crimson is outscoring opponents, 820-708, in points in the paint this season. The Crimson scored a season-high 46 points in the paint at Holy Cross Nov. 15.

Dunk Tally - 2011-12

Kyle Casey	26
Keith Wright	13
Steve Moundou-Missi	12
Wesley Saunders	3
Jonah Travis	2
Brandyn Curry	1
Dee Giger	1

Wesley Saunders

1

Harvard had a season-high five dunks at Holy Cross Nov. 15, at Boston University Dec. 10 and at Columbia March 2.

Scoring In Bunches

Harvard is 6-0 this season when scoring 75 or more points. The Crimson enjoyed a perfect 12-0 mark when scoring 75 or more points in 2010-11. Harvard is 20-4 when not reaching 75 points offensively.

Harvard Against Ranked Opponents

The Crimson is 2-5 over the last five seasons against ranked opponents. When Harvard played No. 4 Connecticut Dec. 22, 2010, it marked the first time the Crimson had faced a team ranked that high since Harvard fell at No. 1 Duke, 118-65, Nov. 30, 1991.

Harvard earned the program's first-ever victory over a ranked opponent when the team downed No. 17 Boston College, 82-70, Jan. 7, 2009. The Crimson picked up a second win over a top 25 team by defeating No. 20 Florida State, 46-41, Nov. 25, 2011.

Everybody Scores (Almost)

In Harvard's 71-60 win over Cornell Feb. 4, all 10 Crimson players that saw action scored. All 10 Harvard players also scored in a 55-48 win at Vermont Dec. 1, as well as the 80-70 victory over Seattle Dec. 4.

Undefeated When...

Harvard is 6-0 at home when ranked, 3-0 in neutral sites, 8-0 when Laurent Rivard makes three or more 3-pointers, 2-0 in March, 6-0 in November, 8-0 when scoring 70 or more points and 9-0 on Friday.

The Crimson is also 7-0 in day games, 1-0 in overtime, 6-0 when recording 10 or more steals, 17-0 when opponents shoot less than 36.4 percent from the field and 5-0 when opponents commit 17 or more turnovers.

Stepping Up To The Line

Harvard went to the line for a total of 66 free throw attempts in the weekend sweep of Cornell and Columbia Feb. 3-4. The Crimson drained 29-of-34 foul shots (.853) against Cornell and 21-of-32 attempts (.656) against Columbia for a weekend total of 50-of-66 (.758).

Milestone Watch

Oliver McNally scored his 800th point at Monmouth Jan. 10, 2012, and sits at 897 for his career. He also collected his 300th career rebound against Brown Feb. 17, 2012 and currently has 316 boards. He handed out his 300th career assist against Columbia Feb. 4, 2012 and now has 319 in his career. He also has 102 career steals. McNally has played in 117 games during his career, tying Jeremy Lin '10 for the program record. McNally ranks fourth in program history in career foul shooting (.860, 282 of 328).

Keith Wright now has 1,170 points in his career, after reaching the millennium mark at Fordham Jan. 3, 2012. Wright now ranks 16th in program history in points. Wright picked up his 700th career rebound against Yale Feb. 18, 2012, and currently has 734, ranking him fifth in program history. Wright also first in program history with 149 career blocks.

Kyle Casey scored his 900th point in the win at



Columbia March 2, 2012. He now has 920 points in his career. Casey has also come down with 470 rebounds in his career after reaching the four-century mark against George Washington Jan. 14, 2012. He needs 10 blocks for 100 in his career, ranking him fifth in program history with 90 rejections.

Brandyn Curry has 725 points in his career after reaching the seven-century plateau against Princeton Feb. 24, 2012. He handed out his 400th assist against Yale Feb. 18, 2012 and now sits fifth in team history with 421 assists. He also made his 100th steal against Florida Atlantic Dec. 22, 2011 and now has 124 steals in his career.

Christian Webster surpassed the 700-point mark at Boston College, Dec. 29, 2011 and now has 758 points in his career. He dished out his 100th assist at Connecticut Dec. 8, 2011 and grabbed his 200th rebound at Fordham Jan. 3, 2012. Webster also hit his 100 3-pointer of his career in the championship game of the Battle 4 Atlantis against Central Florida Nov. 26, 2011. Webster needs 11 3-pointers to tie Tyler Rullman '93 for sixth in program history (128). He is Harvard's current all-time career leader in free-throw shooting (.882, 179 of 203).

Laurent Rivard scored his 600th point against Princeton Feb. 24, 2012 and now has 623 points. He also has 164 rebounds in his career and now has 121 3-pointers. He needs seven 3-points tie Tyler Rullman '93 for sixth in program history (128).

Harvard Down The Stretch

The Crimson is 79.1 percent (125-of-158) from the line in the final five minutes of games this season. Harvard is shooting 38.6 percent from long distance (22-of-57) during the last five minutes. Oliver McNally has scored a team-best 66 points and is shooting 51-of-57 (.895) from the free throw line, while Brandyn Curry has made 17 of his 20 foul shots (.850) in the final five minutes of games and is second on the team with 53 points, during this timeframe. Kyle Casey has eight rejections, while Keith Wright has grabbed a team-high 17 boards.

Sold Out Lavietes

Harvard enjoyed 10 sellout crowds at Lavietes Pavilion this season (MIT, Saint Joseph's, Dartmouth, George Washington, Cornell, Columbia, Brown, Yale, Princeton and Penn). The Crimson sold out 10 of its 12 home games this season, a program record.

One-Sided Victory

Harvard defeated Yale, 65-35, in New Haven, Conn., Jan. 27. The 30-point win marked the widest margin of victory for the Crimson over the Bulldogs in the series history (183 meetings since 1900-01).

Welcome Back

Harvard returned all five starters (Brandyn Curry, Oliver McNally, Christian Webster, Kyle Casey and Keith Wright) and 12 players overall from last season's Ivy League championship team. The Crimson boasts a 29-6 mark (.829) over the last two seasons with this starting five, including 13-2 (.867) this year.

The Crimson is also 14-2 (.875) over the last two years, including 13-2 (.867) this season, when Laurent Rivard joins Curry, McNally, Casey and Wright in the starting lineup.

Youth Movement

Harvard's freshman class is playing 22.6 percent of the team's minutes this season (1,364 of 6,025 minutes).

Harvard In California

With Harvard's 77-67 win at Loyola Marymount Nov. 19, the Crimson earned its first win in the state of California since defeating Santa Clara Jan. 4, 2010.

Harvard Against the BCS

The Crimson is 3-1 against BCS teams this season after Utah, then-No. 20 Florida State and Boston College. The Crimson fell at then-No. 9 UConn, 67-53, Dec. 8.

Harvard owns an 8-9 record against BCS conferences under Tommy Amaker. The Crimson has defeated BC four times and has also topped Michigan, Colorado, Utah and Florida State during Amaker's tenure. The Crimson has also defeated at least one BCS team in each of the last five seasons.

Spreading The Rock Around

Harvard had five players score in double figures against Holy Cross Nov. 15: Kyle Casey (16), Keith Wright (15), Oliver McNally (14), Brandyn Curry (10) and Wesley Saunders (10).

The Crimson also had four players reached double digits against MIT Nov. 11, at Loyola Marymount Nov. 19 and against Princeton Feb. 24.

Feeling It From Long Range

Laurent Rivard drilled a Harvard season-high, as well as an individual career-high, six treys in the win at Boston University Dec. 10. Rivard leads the team and is sixth in the Ivy League with a 39.0-percent clip from beyond the arc (60-of-154). At least one Crimson player has drained at least two 3-pointers in 28 of 30 games this year.

Conference Watch

The Crimson will face opponents from at least 12 conferences. So far, Harvard has established a new program record by earning wins over schools from 11 conferences this year: Ivy League, ACC, Pac 12, Atlantic 10, Conference USA, Patriot League, Sun Belt, West Coast Conference, Northeast Conference, America East and NEWMAC. The Crimson also defeated Seattle, an independent. Harvard defeated teams from 10 different conferences during the 2009-10 season and topped teams from nine different conferences last year.

Great Start

Freshman Wesley Saunders went 4-of-4 from the field and finished with 10 points in Harvard's 73-64 win at Holy Cross Nov. 15. Saunders is shooting 52.8 percent (28-of-53) on the season. Fellow rookie Corbin Miller has drained 26-of-57 3-pointers (.456).

Kings of Massachusetts' Courts

The Crimson is currently on a 14-game winning streak against schools from the Commonwealth of Massachusetts since falling to Northeastern in overtime, 76-71, Dec. 10, 2008, including four straight wins over Holy Cross and Boston College and three against Boston University.

Harvard is 4-0 this season against Massachusetts teams, having defeated MIT, Holy Cross, BU and BC.

Harvard Against The Ivy League Under Amaker
Over the five seasons under head coach Tommy

Amaker, the Crimson owns a 43-27 record in Ivy League conference games (.614).

Points Off Mistakes

The Crimson has scored 415 points off turnovers this season, while opponents have only tallied 330 points off Harvard miscues.

New Wave

The Crimson and head coach Tommy Amaker added seven newcomers for the upcoming campaign. Freshmen Max Hooper, Corbin Miller, Steve Moundou-Missi, Alex Nesbitt, Wesley Saunders, Kenyatta Smith and Jonah Travis join Harvard for the 2011-12 campaign.

Scoring Quintet

Kyle Casey (10 games), Laurent Rivard (seven), Keith Wright (five), Corbin Miller (three), Brandyn Curry (three), Oliver McNally (three), Steve Moundou-Missi (two), and Jonah Travis (one) have each paced the Crimson in scoring this year.

Force At The Frontcourt

In Harvard's 70-61 win at Monmouth Jan. 10, Keith Wright recorded a season-high in points (18), rebounds (15) and blocked shots (six). Wright's six rejections also tied his career-high.

Battle 4 Atlantis

Harvard went 3-0 at the Battle 4 Atlantis tournament Nov. 24-26, winning the inaugural title. The Crimson downed Utah, No. 20 Florida State and Central Florida and did not allow more than 49 points in any of the three games. Keith Wright was named tournament MVP after averaging 10.0 points and 7.3 rebounds per game.

Getting It Done Everywhere

Brandyn Curry is averaging 5.0 assists per game, 1.6 steals per contest, 2.0 rebounds per game and 7.8 points per game while running the Harvard offense as the team's point guard.

Closing Out 2011

Harvard went 12-1 during the fall semester, including 4-0 at home, 3-0 in neutral sites and 4-1 on the road. The Crimson also won the inaugural Battle 4 Atlantis tournament and earned its first national ranking in program history during the first half of the 2011-12 campaign.

Good Half

Harvard has only been outscored in 12 halves this season. The Crimson has outscored opponents in 46 of 60 halves.

Grab A Lead Early

Harvard has led at halftime in 25 games this season and has only trailed at the break twice (at Connecticut Dec. 8 and vs. Saint Joseph's Dec. 31). The Crimson also led 119 out of a possible 120 minutes at the Battle 4 Atlantis tournament.

Winning Mark

Harvard has won 84 of its last 116 games (.724), dating back to the start of the 2008-09 season, and 70 of its last 89 contests (.787) since the beginning of the 2009-10 campaign. The Crimson is also 49-11 over the last two seasons (.817).

With the hot streak, the Crimson has improved to 92-55 (.626) under head coach Tommy Amaker.

Home Advantage

Harvard finished 11-1 at Lavietes this season. With a 14-0 home record in 2010-11, Harvard established a new record for home victories in a

season, surpassing 11 wins at Lavietes during the 2009-10 campaign. The 1937-38 Crimson finished the season 10-0 at home.

70-Point Club

The Crimson is 10-0 when reaching 70 or more points this season. Harvard scored 73 or more points in each of its first four games to start the year.

Curry Among Nation's Best Point Guards

Brandyn Curry was selected as a candidate for the 2012 Bob Cousy Award. The annual honor, named for Hall of Famer and former Boston Celtic Bob Cousy, recognizes the top point guards in college basketball. Almost 60 candidates were nominated for the 2012 Bob Cousy Award. Entering the week, Curry is first in the Ivy League in assist/turnover ratio (2.8), fourth in the conference in steals (1.6 per game) and fourth in assists (5.0 per contest).

Co-Captain Tandem

For the second straight season, Oliver McNally and Keith Wright will serve as co-captains of the Crimson becoming the 113th and 114th captains in Harvard men's basketball history. McNally and Wright are the first players to serve as captains in consecutive seasons since Jason Norman '05 in 2004-05.

During the two seasons that Wright and McNally have served as co-captains, Harvard has gone 49-11 overall (.817) and owns a 25-1 record (.962) at home. In addition, the Crimson is 23-4 (.852) against Ivy opponents.

Crimson in Overtime

Following Harvard's dramatic, 77-70 win in overtime at Columbia March 2, 2012, the Crimson has won its last four games that have gone past regulation. The Crimson held off William & Mary, 87-85, in three overtimes with Jeremy Lin's 3-point buzzer beater Nov. 15, 2009, downed Yale, 82-79, in overtime Feb. 12, 2010 and won at Penn, 83-82, Feb. 5, 2011.

Crimson Madness

Harvard hosted the first ever "Crimson Madness" at Lavietes Pavilion Oct. 15. Before a crowd of nearly 1,800 fans, Harvard raised its 2011 Ivy League championship banner and held the Black and Crimson scrimmage.

Wright Among Wooden Preseason Top 50

Senior co-captain Keith Wright was named to the John R. Wooden Award Preseason Top 50 Watch List Oct. 3. Wright, who was the only player from the Ivy League honored, garnered AP and Lou Henson All-America accolades as a junior last season.

Millennium Mark

The Crimson picked up the program's 1,000th win with its 67-46 victory at Boston College Dec. 29.

Class Reunions

Several Harvard players were members of the same high school teams. Andrew Van Nest, Laurent Rivard and Matt Brown were all teammates at Northfield Mount Hermon in Massachusetts. Ugo Okam and Steve Moundou-Missi were high school teammates at Montverde Academy in Florida.

Warming Up

During Harvard's season-opening win against MIT, Kyle Casey scored in four straight Harvard

possessions in the second half. Laurent Rivard then added a four-basket streak of his own in consecutive fashion.

Five-Time Freeloaders

Harvard is the only school in the country to rank in the top 70 nationally in free-throw percentage in each of the last five years. The Crimson was second in the nation with an 80.8 percent mark from the line last year. Harvard is shooting 74.6 percent from the charity stripe this year, tied for 30th in the nation.

Staying On The Court

The Crimson has only had two players foul out this year (Kyle Casey, twice), while forcing 19 players on the opposing side to sit with five fouls.

Let's Get It Started

The Crimson is 65-36 (.644) all time in season openers, including 14-4 (.778) since the 1993-94 season.

Keith Wright, Ivy Player of the Year

Keith Wright was honored as the Ivy League Player of the Year in 2011, becoming the second Harvard player to take home the award (Joe Carabino '84-85 in 1983-84).

Century Mark

Harvard is playing its 101st season of men's basketball in 2011-12. The Crimson has compiled an overall record of 1,015-1,252 (.448) over that span.

Geography 101

Harvard players hail from 10 different states (California, Florida, Illinois, Massachusetts, Minnesota, North Carolina, Rhode Island, Texas, Utah and Virginia), Washington, D.C., one Canadian province (Quebec) and two other countries (Cameroon and Nigeria).

Geography 202

Three players on the Crimson roster call Massachusetts home: junior Kyle Casey (Medway), senior Andrew Van Nest (Weston) and sophomore Tom Hamel (Methuen). Matt Brown (Providence, R.I.) is also from New England.

Fountain of Youth

Out of 19 players on the roster, the Crimson has just three seniors and five juniors. Harvard also has four sophomores and seven freshmen.

Taking The Charge

In Harvard's 73-64 win over Holy Cross Nov. 15, Kyle Casey took five charges against opponents.

Two-Sport Athlete

Sophomore guard Matt Brown is also a wide receiver on the Crimson football team.

Preseason Honors

Kyle Casey

- Ivy Player of the Year (CBS Sports)
- All-Ivy First Team (CBS Sports)
- All-Ivy Second Team (College Sports Madness)
- All-Ivy Second Team (Lindy's)
- All-Ivy Second Team (Rivals)

Brandyn Curry

- All-Ivy Second Team (College Sports Madness)
- All-Ivy Second Team (Rivals)

Christian Webster

- All-Ivy Fourth Team (College Sports Madness)

Keith Wright

- Wooden Award Preseason Top 50
- Lou Henson Preseason All-America Team
- Ivy Player of the Year (Athlon)

- All-Ivy First Team (Athlon)
- All-Ivy First Team (CBS Sports)
- All-Ivy Team (CollegeHoopsNet)
- Mid-Major All-America Second Team (College Sports Madness)
- All-Ivy First Team (College Sports Madness)
- All-Ivy First Team (Lindy's)
- Ivy Player of the Year (Rivals)
- All-Ivy First Team (Rivals)

Preseason Prognostications

For the first time in school history, Harvard was picked to win the Ivy League in the 2011-12 preseason conference poll. The Crimson received 16 of 17 possible first-place votes, earning 135 points.

Harvard, which was picked second last season, received first-place votes for only the fourth time in school history (2010-11, 1989-90 and 1988-89).

2011-12 Ivy League Preseason Media Poll

1. Harvard- 135 points (16 first-place votes)
2. Yale- 103 (one first-place vote)
- Princeton- 103
4. Penn-90
5. Brown- 62
6. Cornell- 52
7. Columbia- 50
8. Dartmouth- 17

The Doctor Is In

Boston Celtics head coach "Doc" Rivers is a frequent visitor to Lavietes Pavilion and was the first guest at Tommy Amaker's annual coaches clinic, held during the last week of October each year. In 2009-10, Doug Collins attended the clinic, while current Celtics assistant coach and former head coach of the New Jersey Nets Lawrence Frank was last year's guest for the event, which was also opened to Harvard students.

Larry Brown, the former NBA championship head coach with the Detroit Pistons and a former NCAA championship head coach at Kansas, was the guest lecturer at the fifth annual Harvard men's basketball coaches clinic this season.

Harvard has stopped numerous streaks and gained several "firsts" under Tommy Amaker, including:

- Program's first NCAA tournament berth since 1946 (2011-12).
- Program's first two Ivy League titles (2010-11 and 2011-12)
- Program's first appearance in a major national poll (No. 24 in ESPN/USA Today coaches poll and No. 25 in AP poll on Dec. 5, 2011).
- Program's highest national ranking (No. 21 in ESPN/USA Today coaches poll and No. 22 in AP poll on Jan. 2, 2012).
- Program's first berth in the National Invitation Tournament (NIT) in 2010-11.
- Most victories in a season (26 in 2011-12).
- Program's best start (26-4 in 2011-12); previous mark was 19-3 in 1945-46.
- Program record for consecutive home wins with 28 spanning from the Feb. 19, 2010 to Feb. 24, 2012.
- Best home record in a season (14-0 in 2010-11). The Crimson was 10-0 at home in the 1937-38



season (Harvard went 13-5 overall that year). The 1930-31 team also had a good home start, winning its first nine, while the 1986-87 and 2009-10 teams started 7-0 at home. Harvard finished 11-1 at home in 2011-12.

-Program's best Ivy League start (7-0 in 2011-12); previous mark was 5-0 in 1980-81.

-Program's first ever win as a ranked team (No. 24/25 Harvard 76, Boston University 52, Dec. 10, 2011).

-Program's first ever win at home as a ranked team (No. 25 Harvard 63, Florida Atlantic 41, Dec. 22, 2011).

-Program's 1,000th win (67-46 over Boston College, Dec. 29, 2011).

-Program's most road wins in a season (12 in 2011-12)

-First undefeated home season since 1937-38, going 14-0 in 2010-11.

-Program's first postseason berth since 1945-46, as Harvard earned a spot in the CollegeInsider.com Tournament in 2009-10. Harvard has now entered the postseason for the second straight season.

-Program's most Ivy League victories (12 in 2010-11 and 2011-12. The previous mark was 11-3 in 1970-71)

-Program's most home victories in modern era (14) in 2010-11.

-Program's most nonleague victories (14) in 2011-12.

-Program's fastest time to 10 victories (Dec. 22, 2011) in a season (2011-12).

-Program's fastest time to 15 victories (Jan. 14, 2012) in a season (2011-12).

-Program's fastest time to 20 victories (Feb. 4, 2012) in a season (2011-12).

-Program's fastest (and only) time to 25 victories (March 2, 2012) in a season (2011-12).

-Program's highest-ever ranking in the RPI (collegerpi) at No. 14 on Dec. 2, 2011.

-Program's first win over a Pac-12 team, topping Utah, 75-47, at the Battle 4 Atlantis Nov. 24, 2011.

-The most conference affiliations defeated in school history (12) in 2011-12.

-Least amount of points allowed in a game (65-35 win at Yale Jan. 27, 2012), since a 41-35 win at Dartmouth Jan. 11, 1992.

-First time Harvard had allowed less than 50 points in four straight games (Nov. 24-Dec. 1, 2011) since 1946-47 season.

-First time Harvard had allowed less than 40 points in two straight games (Jan. 21-27, 2012) since 1946-47 season.

-Program's first ever sweep of a West Coast series (at Seattle, at Santa Clara), coming in 2009-10.

-Program's first ever sweep of a road series west of the state of New York (at Seattle, at Santa Clara) in 2009-10.

-Program's first 20-point Ivy League road win since 1999 (74-45 win at Columbia on Jan. 29, 2010).

-Program's first win over a nationally ranked team with an 82-70 win at No. 17 Boston College in 2008-09.

-Program's first win over a BCS program with a 62-51 win over Michigan in 2007-08.

-Wins in five-straight seasons over teams from BCS conferences (Michigan in 2007-08, BC in 2008-09, 2009-10, 2010-11 and 2011-12, Colorado in 2010-11, Florida State in 2011-12 and Utah in 2011-12).

-Program's first win over a team from the Atlantic-10 since 1980-81 (UMass) with a victory over George Washington in 2009-10.

-Program's first Top 25 recruiting class by ESPN in 2008-09.

-Program's first win at Penn since 1989-90 season with a win at The Palestra in 2008-09.

-Program's first season sweep of Penn since 1942 (2009-10).

-Program's first wins in consecutive seasons at Penn since 1990-91 (2009-10).

-Program's first wins at Yale in consecutive season since 1995-97 (2009-10).

-Program's first weekend road sweep since 1999-2000 with a sweep at Yale and Brown (2009-10).

-Program's first road sweep of Yale and Brown since 1998-99 (2009-10).

-Program's first season combined sweep of Yale and Brown since 1998-99 (2009-10).

-Most Ivy season sweeps since 1996-97, with five (Brown, Columbia, Dartmouth, Penn and Yale (2009-10).

-Program's first wins over Penn in three consecutive season since 1988-89 (2009-10).

-Program's first six-game wins streak against Penn (2009-present).

-Program's first win at Yale since 1998-99 season with a win at the Lee Amphitheater in 2008-09.

-Ivy League-best seven road victories in 2008-09.

-Program's first weekend sweep of Penn-Princeton since 1986-87 - and third-ever - in 2007-08.

-Program record for 20+-point victories in a season with nine in 2009-10. The last time Harvard had that many blowout victories came back in 1945-46.

-Program hosted first ever "Crimson Madness" prior to the 2011-12 season. Harvard held its Crimson and Black scrimmage and raised its 2011 Ivy League championship banner.

Quick Hits

Harvard holds the NCAA record for free throw accuracy in a season (82.2 percent in 1983-84).

Harvard's lone NCAA tournament appearance came in the 1945-46 season, when the Crimson won a then school-record 19 games.

Legendary Boston Celtics player Satch Sanders coached the Crimson from 1973-77. Among his assistants were Hall-of-Famer K.C. Jones, former Celtics stand-out, and former Boston University and St. John's head coach Mike Jarvis.

Former vice president Al Gore '69 was a member of Harvard's freshman team in 1965-66. Other notable basketball alumni include CBS Sports analyst James Brown '73, who was a three-year letterwinner and All-Ivy League selection, and popular author Michael Crichton '64, who played for the Crimson as a sophomore.

Harvard has 41 varsity programs and more than 1,500 student-athletes, making it the largest Division I athletic department in the nation.

Harvard has won 139 national team championships in 18 sports, most recently the 2012 women's squash title.

Harvard is the nation's oldest university, founded in 1636.

Alma Matters

Three members of the men's basketball coaching and support staff attended Duke University. Head coach Tommy Amaker, assistant coach Brian DeStefano as well as director of operations Kirsten Green all graduated from the school in Durham, N.C.

Academics

Harvard is universally regarded as the top academic institution in America and also has the highest graduation rate (approximately 98 percent). Harvard student-athletes pursue a wide range of academic courses along with their peers. Over the past two seasons alone, the football team graduated an award-winning opera singer in Noah Van Niel and a dual-degree holder with a bachelors and master's degree in Andrew Berry who was named the nation's Student-athlete of the Year.

Diversity

Harvard students are regular kids, who come from all corners of the country. With its diverse student body and metropolitan environment, Black Enterprise ranks Harvard as one of the nation's top colleges and universities for African-Americans.

The Price is Right

In welcoming the Harvard Class of 2012, Harvard ushered in a dramatic expansion of our financial aid programs. Through a series of reforms over the past few years, families with incomes up to \$60,000 are no longer expected to contribute to the cost of their children's undergraduate education; families earning up to \$180,000 will be asked to contribute just a modest fraction of their incomes (generally 10 percent or less); and grants have replaced loans for all undergraduates receiving aid. Harvard has long sought to attract the most talented and promising students, whatever their financial means. It remains a paramount priority to make that ideal real.

That is true not just in the College but across the

Harvard's 2011-12 Record When...

Overall	26-4
At Home	11-1
On The Road	12-3
On Neutral Courts.....	3-0
On Television	5-2
Vs. Ranked Opponents	1-1
When Ranked	13-3
When Leading At Halftime	22-3
When Trailing At Halftime	2-1
When Tied At Halftime	2-0
In Overtime	0-0
When Scoring Less Than 60 Points	5-3
When Scoring 60-69 Points	11-1
When Scoring 70 Or More Points	10-0
When Opponent Scores Less Than 60 Points	16-1
When Opponent Scores 60-69 Points	8-2
When Opponent Scores 70 or More Points	2-1
When Shooting 50 Percent or Better	11-0
When Shooting Under 50 percent.....	15-4
When Shooting Better Than 35% From 3..	15-0
When Shooting Under 35% From 3	11-4
When Shooting Better Than 75% From FT Line...	16-1
When Shooting Under 75% From FT Line	10-3
When Outbounding Opponent	20-2
When Opponent Outbounds	5-2
When Committing Less Than 15 Turnovers.	18-2
When Committing 15 or More Turnovers....	8-2
In Games Decided By 1-3 Points	1-1
In Games Decided By 4-10 Points	13-2
In Games Decided By 11-20 Points	5-1
In Games Decided By 21-29 Points	6-0
In Games Decided By 30 Or More Points ..	1-0
In The First Of Back-To-Back Games	7-0
In The Second Of Back-To-Back Games	5-2
In The Third Of Back-To-Back Games	1-0
In Afternoon Games	7-0
In Night Games	19-4
Record Against Conferences	
Ivy League	12-2
America East	2-0
Atlantic 10	2-1
Atlantic Coast.....	2-0
Big East	0-1
Conference USA.....	1-0
Independents	1-0
New England W&M	1-0
Northeast.....	1-0
Pac-12.....	1-0
Patriot.....	1-0
Sun Belt.....	1-0
West Coast.....	1-0
Record By Month	
November	6-0
December	6-1
January	6-1
February	6-2
March	2-0
Record By Day	
Sunday	1-0
Monday	0-0
Tuesday	2-1
Wednesday	0-0
Thursday.....	4-1
Friday	9-0
Saturday.....	9-2

Final Ivy League Standings

		Ivy League				Overall				
		Record	Pct.	Home	Away	Record	Pct.	Home	Away	Neutral
1	Harvard	12-2	.857	6-1	6-1	26-4	.867	11-1	12-3	3-0
2	Penn	11-3	.786	6-1	5-2	19-12	.613	11-6	7-6	0-1
3	Princeton	10-4	.714	7-0	3-4	19-11	.633	9-2	8-8	1-1
4	Yale	9-5	.643	6-1	3-4	19-9	.679	11-1	7-8	1-0
5	Cornell	7-7	.500	5-2	1-6	12-16	.429	10-3	2-13	0-0
6	Columbia	4-10	.286	3-4	1-6	15-15	.500	8-6	5-9	2-0
7	Brown	2-12	.143	2-5	0-7	8-23	.258	6-9	1-12	1-2
8	Dartmouth	1-13	.071	1-6	0-7	5-25	.167	4-9	0-14	1-2

University. The Medical School initiated a new financial aid program, designed to reduce the cost of a four-year medical education by an average of \$50,000 for families earning \$120,000 or less. Newly entering JD students at the Law School can look forward to a tuition-free third year if they commit to at least five years of public service after graduation. Throughout the Schools we have substantially increased our investment in financial aid by nearly 30 percent in the past three years alone. Harvard will continue to strive not only to enroll the very best students from across the economic spectrum, but also to ensure that the burden of excessive debt does not deter Harvard graduates from pursuing careers reflecting their highest aspirations.

Tradition

Harvard boasts one of the oldest and most successful college football programs in America, with numerous national and Ivy League Championships in its history. Since helping inaugurate intercollegiate competition more than 150 years ago, Harvard has become synonymous with excellence in athletics and academics.

Boston/Cambridge

Boston is the unrivaled "College Town, USA" with more colleges and universities than any metropolitan area in the country. The Sporting News dubbed the city the nation's best sports town in 2002, 2004, 2005 and 2008.

About No. 12 Harvard

The Crimson is off to the program's best overall start (26-4). Harvard also went 12-2 in the Ivy League for the second straight year. Harvard is 11-1 at home, 12-3 on the road and 3-0 in neutral site contests. Harvard's 26 victories also set a new program record for a single season and the 12 conference victories ties the team's best mark.

Oliver McNally led the way with 17 points, making three treys, while Brandyn Curry drained four triples, finishing with 12 points, as the Crimson defeated Cornell, 67-63, to clinch a share of Harvard's second straight Ivy League title. Harvard drained 12-of-26 3-point attempts (.462) against the Big Red, as the Crimson concluded the regular season with 12 road victories, a program record.

Casey paces the team in scoring with 11.3 points per contest, followed by Keith Wright (10.7 ppg) and Laurent Rivard (9.7 ppg). Wright (8.1 rpg) and Casey (5.5 rpg) are first and second, respectively, in rebounding.

In Ivy games, Casey led the way in scoring (11.6 ppg), while Wright (10.1 ppg) and Rivard (8.6 ppg) are second and third, respectively. Wright came down with 8.1 boards per contest, while Casey is averaging 5.4 rebounds per game in conference play.

Entering the week, Harvard was 25th in the nation in free throw shooting defense, as opponents are only making 65.4 percent of attempts. In conference games, opponents only made 34.2 percent of shots from long distance.

Overall, the Crimson is averaging 65.4 points per game on offense, while only allowing opponents to score 54.8 points per contest, which ranks the team fourth in the country in scoring defense.

The Crimson has only two players foul out of a game this season (Kyle Casey (twice)), while 19 players on the opposing sides have received five fouls in a game. Harvard did not have a player foul out of a conference game.

Harvard is outshooting teams from the floor, .467-.406, from 3-point range, .356-.334 and from the foul line, .746-.654. Rivard is making 39.0 percent of his 3-pointers and has drilled 60-of-154 attempts from beyond the arc. Corbin Miller has made 45.6 percent of his chances from downtown (26-of-57).

About No. 5 Vanderbilt

The Commodores defeated Kentucky, 71-64, in the SEC tournament championship game March 11.

John Jenkins paces Vanderbilt in scoring with 19.9 points per game, while Jeffrey Taylor (16.4 ppg) and Festus Ezeli (10.0 ppg) are also averaging double figures in scoring for the Commodores.

Vanderbilt owns a 5-0 record in neutral-site games this season and boasts a 14-4 mark in non-conference contests.

About No. 4 Wisconsin

The Badgers finished fourth in the Big Ten, going 12-6 in the conference and posting a 24-9 overall record.

Three Wisconsin players are averaging double figures in scoring: Jordan Taylor (14.7 ppg), Ryan Evans (10.9 ppg) and Jared Berggren (10.5 ppg). The Badgers went 3-1 in neutral-site games and 12-3 in non-conference games, advancing to the semifinals of the Big Ten tournament.

About No. 13 Montana

The Grizzlies defeated Weber State, 85-66, in the Big Sky tournament championship game March 7.

Montana went 15-1 in conference play and boasts a 25-6 overall record. Will Cherry (16.0 ppg), Kareem Jamar (13.8 ppg) and Mathias Ward (11.1 ppg) are the team's leading scorers. The Grizzlies have yet to play a neutral-site game this season.

Head Coach Tommy Amaker



Nichols Family Director of Athletics Bob Scalise formally introduced Tommy Amaker as the head coach of men's basketball at Harvard April 13, 2007. He begins his fifth season at the helm in 2011-12.

Amaker, who brings a 268-194 career head coaching record into this week, posted a 108-84 ledger at Michigan and a 68-55 record at Seton

Hall. Amaker, who has guided the Crimson to the postseason in each of the last two seasons, is 92-55 at the helm of Harvard.

Amaker, who won two NCAA championships and advanced to five Final Fours as an assistant at Duke before embarking on a successful head coaching career at Seton Hall and Michigan, has been quick to adapt to his new surroundings as a member of the nation's most prestigious university.

This season, Amaker and the Crimson have continued the national ascent, earning the program's first ever rankings in the Associated Press and ESPN/USA Today Coaches polls. The Crimson also qualified for the NCAA tournament for the first time since 1946. Harvard advanced as high as No. 21 in the coaches poll twice and was rated No. 22 in the AP poll in early January, as the Crimson began the year 24-3, a program record. The Crimson also established a program record with its 24 victories. Harvard's 7-0 start in Ivy League games also marked a program-best, and the Crimson upped its program record home win streak to 28 games, finishing the year 11-1 at Lavietes Pavilion.

The Crimson won its second straight Ivy League title and finished the regular season 26-4 and 12-2 in the Ivy League. Harvard's 26 wins marked the most in program history for a single season. Harvard defeated Utah, No. 20 Florida State and Central Florida to win the prestigious Battle 4 Atlantis tournament in November, and later defeated Boston College for the fourth consecutive season. Following the regular season, Amaker was honored as the USBWA District I Coach of the Year.

In 2010-11, Harvard has established several program records, including wins (23), conference victories (12) and home wins (14). The Crimson defeated an opponent from the Big XII for the first time (Colorado) and bested Boston College for the third straight season. Harvard also earned a share of its first Ivy title, doing so in front of its home crowd at Lavietes Pavilion by topping Princeton, 79-67. The Crimson also participated in the NIT for the first time in program history, facing Oklahoma State in the first round. Following the season, Amaker was honored as an NABC All-District Coach of the Year, as well as the CollegeInsider.com Ivy Coach of the Year. He was also named a finalist for the Ben Jobe and Hugh Durham coaching awards.

During the 2009-10 campaign, Amaker guided the Crimson to one of the finest years in program history, as Harvard posted a 21-8 record, reaching a new high in victories in a season. In addition, the Crimson went 10-4 in Ancient Eight contests and earned a non-conference victory at Boston College for the second straight season. Following the regular season, the Crimson garnered a spot at the CollegeInsider.com Tournament, marking the first postseason appearance for Harvard since the 1945-46 season when the team advanced to the NCAA Tournament.

Amaker's 2008-09 recruiting class was quickly tabbed as one of the nation's 25 best by ESPN - an accolade never before bestowed upon an Ivy League institution. Amaker's seven-person recruiting class features numerous premier high school names from seven different states.

Harvard had several milestone victories in 2008-09. Chief among them was a convincing 82-70 victory over 17th-ranked Boston College - fresh off a victory against the nation's top-ranked team. The Crimson also earned its first win at Penn since the 1989-90 season while topping eventual league-champion Cornell at home. He also led Harvard to a road victory at Yale - its first victory at Lee Amphitheater since the 1998-99 campaign. In all, Amaker's club won seven road games to lead the Ivy League in that category.

Amaker's Crimson pulled off some of the more notable performances around the Ancient Eight during the 2007-08 season as well. Despite having just one senior on its roster, Amaker and the Crimson pulled off a 62-51 victory over Michigan on national television.

Amaker came to Harvard after six years as Michigan's head coach. Inheriting a program that was reeling from institutional and NCAA sanctions, he led the Wolverines to the postseason three times, winning the

2004 NIT title, reaching the championship game of the 2006 NIT, and advancing to the second round of the 2007 tournament. The 2006-07 season was Michigan's second straight 20-win campaign and its third in four years. The Wolverines were ranked at high as No. 20 in the nation during the 2005-06 season.

In his sixth and final season at the helm of the Maize and Blue squad, Amaker not only led the Wolverines to their second consecutive 20-win season, but their third in four years. Amaker's first head coaching position was at Seton Hall, where his teams reached the postseason every year during his tenure. He led the Pirates to the NCAA round of 16 in 2000 and to three appearances in the NIT. He was credited with bringing in the top recruiting class in the country for the 2000-01 season, including the national high school player of the year.

Amaker was named head coach at Seton Hall following nine years as a graduate assistant, assistant coach, and associate head coach at Duke, working with legendary head coach Mike Krzyzewski. He was an assistant on two NCAA championship teams with the Blue Devils (1991, 1992) and helped Duke to three other Final Fours in eight NCAA tournament appearances. Duke was a combined 230-80 in Amaker's nine years on the Blue Devil coaching staff.

Amaker has been the head coach of six players who were either drafted, or signed as free agents, by NBA clubs, including two first-round draft picks.

Amaker's coaching career followed a highly successful playing career at Duke. He was a four-year starting point guard, helping the Blue Devils reach the NCAA tournament four times. He led Duke to the 1986 NCAA championship game as part of a 37-3 season, and he earned All-America accolades in 1987 while serving as team captain. Amaker was the 1987 winner of the Henry Iba Corinthian Award as the nation's top defensive player, and he was enshrined in the Duke Athletic Hall of Fame in 2001.

Amaker's playing career also includes a gold medal as part of the U.S. national team at the 1986 World Championships.

A 1987 graduate of Duke with a bachelor's degree in economics, Amaker was selected by the Seattle SuperSonics in the 1987 NBA draft. He is a former member of the board of directors for USA Basketball and was a member of the Men's Collegiate and Men's Senior National Committees with USA Basketball, where he helped select members of the 1996 U.S. Olympic gold medal team.

The Tommy Amaker File

- Born: June 6, 1965
- Hometown: Falls Church, Va.
- High School: W.T. Woodson (Fairfax, Va.)
- Collegiate Playing Career: Duke 1983-84 to 1986-87
- College Degree: Duke, B.A. in Economics, 1987
- College Honors and Awards:
 - Duke team captain 1986-87
 - 1987 National Defensive Player of the Year
 - 1987 All-America
 - 1986 All-Final Four Team
- Coaching Honors:
 - Led teams to eight postseason appearances
 - Led Michigan to 2004 NIT championship
 - 2006 NIT Finalist
 - Won 2004 NIT at age 38
 - Youngest African-American coach to win national title
 - Youngest head coach in Big East history at age 31
 - 2000 Metropolitan Coach of the Year
- Family: wife, Dr. Stephanie Pinder-Amaker






0

Laurent Rivard


Sophomore • Guard
6-5 • 215



2

Alex Nesbitt

Freshman • Guard
6-1 • 175



3

Matt Brown


Sophomore • G
6-3 • 205



5

Max Hooper


Freshman • G/F
6-6 • 210



10

Brandyn Curry


Junior • Guard
6-1 • 195



11

Oliver McNally


Senior • Guard
6-3 • 180



12

Jeff Georgatos


Junior • Forward
6-7 • 210



14

Steve Moundou-Missi


Freshman • Forward
6-7 • 225



15

Christian Webster


Junior • Guard
6-3 • 205



20

Andrew Van Nest


Senior • Forward
6-10 • 235



21

Dee Giger


Junior • Guard
6-6 • 180



22

Corbin Miller


Freshman • Guard
6-2 • 180



23

Wesley Saunders


Freshman • G/F
6-5 • 215



24

Jonah Travis


Freshman • Forward
6-6 • 225



25

Kenyatta Smith


Freshman • Center
6-8 • 260



30

Kyle Casey

Junior • Forward
6-7 • 225



34

Tom Hamel


Sophomore • Forward
6-9 • 235



44

Keith Wright


Senior • Forward
6-8 • 240



55

Ugo Okam

Sophomore • Center
7-0 • 245





2011-12 ROSTER

Alphabetical Roster

No.	Name	Yr.	Pos.	Ht.	Wt.	Hometown/High School
3	Matt Brown	So.	G	6-3	205	Barrington, R.I./Northfield Mount Hermon (Mass.)
30	Kyle Casey *	Jr.	F	6-7	215	Medway, Mass./Brimmer & May
10	Brandyn Curry *	Jr.	G	6-1	195	Huntersville, N.C./Hopewell
12	Jeff Georgatos *	Jr.	F	6-7	210	Dallas, Texas/Episcopal School
21	Dee Giger *	Jr.	G	6-6	180	Arden, N.C./Christ School
34	Tom Hamel	So.	F	6-9	235	Methuen, Mass./Phillips Andover
5	Max Hooper	Fr	G/F	6-6	210	Carmel Valley, Calif./Brewster Academy (N.H.)
11	Oliver McNally ** (C)	Sr.	G	6-3	180	San Francisco, Calif./Branson
22	Corbin Miller	Fr.	G	6-2	180	Sandy, Utah/Brighton
14	Steve Moundou-Missi	Fr.	F	6-7	225	Yaounde, Cameroon./Montverde Academy (Fla.)
2	Alex Nesbitt	Fr.	G	6-1	175	Chicago, Ill./University of Chicago Laboratory School
55	Ugo Okam	So.	C	7-0	245	Clermont, Fla./Montverde Academy
0	Laurent Rivard	So.	G	6-5	215	Saint-Bruno, Que./Northfield Mount Hermon (Mass.)
23	Wesley Saunders	Fr.	G/F	6-5	215	Los Angeles, Calif./Windward
24	Jonah Travis	Fr.	F	6-6	225	Minneapolis, Minn./De La Salle
25	Kenyatta Smith	Fr.	C	6-8	260	Sun Valley, Calif./Flintridge Preparatory School
20	Andrew Van Nest *	Sr.	F	6-10	235	Weston, Mass./Northfield Mt. Hermon
15	Christian Webster *	Jr.	G	6-5	205	Washington, D.C./Landon School
44	Keith Wright ** (C)	Sr.	F	6-8	240	Suffolk, Va./Norfolk Collegiate School



Numerical Roster

No.	Name	Yr.	Pos.	Ht.	Wt.	Hometown/High School
0	Laurent Rivard	So.	G	6-5	215	Saint-Bruno, Que./Northfield Mount Hermon (Mass.)
2	Alex Nesbitt	Fr.	G	6-1	175	Chicago, Ill./University of Chicago Laboratory School
3	Matt Brown	So.	G	6-3	205	Barrington, R.I./Northfield Mount Hermon (Mass.)
5	Max Hooper	Fr	G/F	6-6	210	Carmel Valley, Calif./Brewster Academy (N.H.)
10	Brandyn Curry *	Jr.	G	6-1	195	Huntersville, N.C./Hopewell
11	Oliver McNally ** (C)	Sr.	G	6-3	180	San Francisco, Calif./Branson
12	Jeff Georgatos *	Jr.	F	6-7	210	Dallas, Texas/Episcopal School
14	Steve Moundou-Missi	Fr.	F	6-7	225	Yaounde, Cameroon./Montverde Academy (Fla.)
15	Christian Webster *	Jr.	G	6-5	205	Washington, D.C./Landon School
20	Andrew Van Nest *	Sr.	F	6-10	235	Weston, Mass./Northfield Mt. Hermon
21	Dee Giger *	Jr.	G	6-6	180	Arden, N.C./Christ School
22	Corbin Miller	Fr.	G	6-2	180	Sandy, UT/Brighton
23	Wesley Saunders	Fr.	G/F	6-5	215	Los Angeles, Calif./Windward
24	Jonah Travis	Fr.	F	6-6	225	Minneapolis, Minn./De La Salle
25	Kenyatta Smith	Fr.	C	6-8	260	Sun Valley, Calif./Flintridge Preparatory School
30	Kyle Casey *	Jr.	F	6-7	215	Medway, Mass./Brimmer & May
34	Tom Hamel	So.	F	6-9	235	Methuen, Mass./Phillips Andover
44	Keith Wright ** (C)	Sr.	F	6-8	240	Suffolk, Va./Norfolk Collegiate School
55	Ugo Okam	So.	C	7-0	245	Clermont, Fla./Montverde Academy

* Letters Earned
(C) Captain

Head Coach

Tommy Amaker (Duke '87), fifth year

Assistant Coaches

Brian Adams (Connecticut College '06)

Brian DeStefano (Duke '05)

Yanni Hufnagel (Cornell '06)

Director of Basketball Operations

Kirsten Green (Duke '96)

Assistant Director of Athletic Communications

Tim Williamson (Boston College '04)

Athletic Trainer

Craig Fafara (Penn State '08)

Pronunciation Guide

Jeff Georgatos Jer-JAT-US

Dee Giger GUY-ger

Steve Moundou-Missi MOUNDOO-Missee


Ugo Okam OO-go OH-kam

Laurent Rivard LOR-Ahn Ri-VAR

Kenyatta Smith Ken-YAHTA

GEOGRAPHIC BREAKDOWN

California (2)	Max Hooper (Carmel Valley)
	Oliver McNally (San Francisco)
	Jamie Moore (Rocklin)
	Wesley Saunders (Los Angeles)
	Kenyatta Smith (Sun Valley)
Florida (2)	Steve Moundou-Missi (Montverde)
	Ugo Okam (Clermont)
Illinois (1)	Alex Nesbitt (Chicago)
Massachusetts (3)	Kyle Casey (Medway)
	Tom Hamel (Methuen)
	Andrew Van Nest (Weston)
Minnesota (1)	Jonah Travis (Minneapolis)
North Carolina (2)	Brandyn Curry (Huntersville)
	Dee Giger (Arden)
Quebec (1)	Laurent Rivard (Saint-Bruno)
Rhode Island (1)	Matt Brown (Barrington)
Texas (1)	Jeff Georgatos (Dallas)
Utah (1)	Corban Miller (Sandy)
Virginia (1)	Keith Wright (Suffolk)
Washington, D.C. (1)	Christian Webster



Oliver McNally

11

Senior • Guard • 6-3, 180 • Captain**San Francisco, California • The Branson School**

Senior (2011-12)

Team co-captain ... Stands first in team history with 117 games played ... Ranks second in program history in free-throw shooting with at least 250 attempts (.860, 282-of-328) ... Stands seventh in Ivy League history in career foul shooting ... Has started all 30 games as a senior ... Averaging 7.4 points per game overall and averaged 7.9 points per contest in Ivy play ... Has reached double figures in scoring seven times this season ... Made 5-of-7 shots for 12 points and dished out five assists against MIT (Nov. 11) ... Was a perfect 7-of-7 from the foul line and finished with 14 points at Holy Cross (Nov. 15) ... Made all six free throws, tallying 16 points at Loyola Marymount (Nov. 19) ... Led Harvard with nine points and dished out three helpers in win over No. 20 Florida State at Battle 4 Atlantis (Nov. 25) ... Handed out a team-high five assists against Central Florida at Battle 4 Atlantis championship (Nov. 26) ... Had four assists and finished with five points at No. 9 Connecticut (Dec. 8) ... Handed out a season-high seven assists, to go along with three rebounds and eight points against Saint Joseph's (Dec. 31) ... Drilled three 3-pointers and dished out five assists at Fordham (Jan. 3) ... Led Harvard with a season-high 17 points on 6-of-11 shooting, including 3-of-4 from long range, against Dartmouth (Jan. 7) ... Went 8-of-8 from the foul line down the stretch and grabbed four rebounds at Monmouth (Jan. 10) ... Shot 3-of-3 from the floor, scoring nine points against Yale (Feb. 18) ... Went 6-of-6 from the foul line and added three field goals for 13 points against Princeton (Feb. 24) ... Hit 7-of-8 free throws, finishing with 12 points and four assists at Columbia (March 2) ... Led Harvard with 17 points, draining three treys, at Cornell (March 3).

Junior (2010-11)

Team co-captain ... Recipient of Harvard's Henry Zimmerman Free Throw Accuracy Award ... Started all 30 games ... Finished second in the nation in free-throw shooting (.926) and set a new Harvard single-season record for foul shooting ... Scored 10.1 points per contest overall and averaged 9.8 points per game in Ivy League contests ... Shot 49 percent from the field during the regular season and hit 46.2 percent of its 3-point attempts overall ... Reached double figures 17 times, including a stretch of seven straight games Dec. 29-Jan. 28.

McNally 2011-12 Game-By-Game

Opponent	FG	3FG	FT	REB	PF	A	TO	B	S	TP	Min
MIT	5-7	2-4	0-0	0	0	5	0	0	2	12	30
at Holy Cross	3-9	1-4	7-7	4	0	3	0	0	1	14	32
at Loyola Marymount	4-8	2-6	6-6	4	4	4	4	0	0	16	33
vs. Utah%	1-5	1-4	2-2	0	1	0	0	0	2	5	24
vs. Florida State%	2-4	1-3	4-4	6	0	3	2	0	1	9	36
vs. Central Florida%	0-3	0-2	1-2	4	4	5	2	0	1	1	32
at Vermont	0-3	0-1	2-4	1	2	1	1	0	0	2	27
SEATTLE	1-4	0-2	4-5	4	2	2	2	0	1	6	29
at Connecticut	2-3	1-2	0-0	2	1	4	3	0	0	5	24
at Boston University	1-2	0-1	2-2	0	3	3	1	1	1	4	26
FLORIDA ATLANTIC	2-4	1-1	2-2	2	2	4	3	0	0	7	28
at Boston College	1-2	1-1	2-2	2	0	2	1	0	2	5	30
SAINT JOSEPH'S	2-3	2-3	2-3	3	1	7	1	1	1	8	32
at Fordham	3-8	3-7	0-0	1	2	5	2	0	0	9	36
DARTMOUTH*	6-11	3-4	2-3	2	0	4	0	0	2	17	35
at Monmouth	0-4	0-3	8-8	4	1	4	2	0	0	8	36
GEORGE WASHINGTON	2-3	0-1	0-0	1	0	3	2	0	0	4	32
at Dartmouth*	1-3	1-1	0-0	4	2	0	1	0	1	3	33
at Yale*	2-3	2-3	0-0	4	0	4	0	0	1	6	27
at Brown*	2-6	0-2	0-0	2	2	2	1	0	2	4	34
CORNELL*	0-1	0-1	2-2	1	2	5	3	0	1	2	24
COLUMBIA*	0-1	0-0	4-4	4	1	4	0	0	1	4	31
at Penn*	2-6	0-3	4-4	5	1	1	1	0	1	8	32
at Princeton*	2-7	1-4	0-0	0	4	1	1	0	0	5	27
BROWN*	2-2	0-0	0-0	3	4	1	1	0	0	4	19
YALE*	3-3	2-2	1-2	3	0	2	1	0	0	9	23
PRINCETON*	3-7	1-5	6-6	2	0	2	0	0	0	13	31
PENN*	1-4	0-3	4-6	5	3	4	2	0	0	6	34
at Columbia*	2-6	1-4	7-8	1	0	4	0	0	0	12	38
at Cornell*	5-11	3-7	4-4	3	2	3	1	0	1	17	35

%- Battle 4 Atlantis

McNally Season & Career Highs

	2011-12 Season High	Career High
Field Goals	6, vs. Dartmouth, 1/7/11	8, vs. Columbia, 2/20/10
Field Goal Att.	11, twice	13, at Brown, 2/25/11
Field Goal Pct.	1.000, twice	1.000, six times
3-Point FG	3, twice	5, twice
3-Point FG Att.	7, twice	10 vs. William & Mary, 11/15/09
3-Point FG Pct.	1.000, four times	1.000, 14 times
Free Throws	8, at Monmouth, 1/10/12	10, twice
Free Throw Att.	8, twice	12, vs. Columbia, 1/28/11
Free Throw Pct.	1.000, 12 times	1.000, 41 times
Points	17, twice	23, vs. Columbia, 2/20/10
Rebounds	6, vs. Florida State, 11/25/11	8, vs. Dartmouth, 1/22/11
Assists	7, vs. Saint Joseph's, 12/31/11	9, vs. UNH, 11/25/09
Blocks	1, twice	1, four times
Steals	2, five times	5, twice
Minutes	38, at Columbia, 3/2/12	45, at Penn, 2/5/11

Oliver McNally's Career Statistics

	GP	GS	Min	Avg	FG	FGA	Pct	3FG	3FGA	Pct	FT	FTA	Pct	Off	Def	Tot	Avg	PF	FO	Ast	TO	Blk	Stl	Pts	Avg
2008-09	28	3	654	23.4	50	120	.417	15	42	.357	51	68	.750	2	63	65	2.3	49	1	45	32	0	23	166	5.9
2009-10	29	19	656	22.6	58	132	.429	33	84	.393	55	66	.833	8	68	76	2.6	53	3	87	41	0	20	204	7.0
2010-11	30	30	967	32.2	83	169	.491	38	86	.442	100	108	.926	10	88	98	3.3	62	1	94	45	2	35	304	10.1
2011-12	30	30	911	30.4	59	142	.415	29	84	.345	76	86	.884	8	69	77	2.6	44	0	93	38	2	24	223	7.4
TOTAL	117	82	3188	27.2	250	563	.444	111	296	.389	282	328	.860	28	288	316	2.7	208	5	319	156	4	102	897	7.7



Keith Wright

44

Senior • Forward • 6-8, 240 • Captain
Suffolk, Virginia • Norfolk Collegiate School

Senior (2011-12)

Team co-captain ... Named to Wooden Award Preseason Top 50 Watch List ... Selected to Lou Henson Preseason All-America team ... Tabbed to College Sports Madness Preseason Mid-Major All-America second team and All-Ivy first team ... Honored as Preseason Ivy League Player of the Year by Rivals.com, Athlon Sports and the Sporting News ... Earned spots on Athlon Sports, Rivals.com, CBS Sports, Lindy's and CollegeHoops.net Preseason All-Ivy League team ... Named as one of College Basketball's Top 100 Players by CBS Sports ... Named to the USBWA All-District Team ... Tabbed to All-Ivy League second team ... Honored on College Sports Madness All-Ivy First Team Stands 16th in school history with 1,170 points and ranks fifth with 734 career rebounds ... Ranks first in school history and 11th in Ivy League history with 149 career blocks ... Is tied for fourth in school history with 108 games played ... Has started all 30 games during senior season ... Leads the Ivy League in shooting percentage (.594) ... Ranks second on the Crimson with 10.7 points per game and leads team with 8.1 rebounds per contest, which ranks second in Ivy League ... Averaged 10.1 points and 8.1 boards per game in Ivy contests ... Has recorded five double-doubles on the season ... Has grabbed 10 or more rebounds 10 times, while reaching double figures in scoring in 17 games ... Hit 6-of-8 shots from the floor and finished with 13 points against MIT (Nov. 11) ... Recorded his first double-double of the season, tallying 15 points and pulling down 10 rebounds, including seven offensive, at Holy Cross (Nov. 15) ... Shot 7-of-9 from the floor for 15 points at Loyola Marymount (Nov. 19) ... Sank 5-of-6 shots and was 3-of-3 for the line, finishing with 13 points, seven rebounds and three rejections against Utah at Battle 4 Atlantis (Nov. 24) ... Came down with a team-high eight boards against No. 20 Florida State at Battle 4 Atlantis (Nov. 25) ... Tallied 12 points and grabbed seven rebounds against Central Florida at Battle 4 Atlantis championship (Nov. 26) ... Named Battle 4 Atlantis Tournament MVP ... Tabbed Ivy League and COOP Athlete of the Week (Nov. 28) ... Made six baskets for 13 points and added eight rebounds at Vermont (Dec. 1) ... Earned his second double-double, scoring 12 points and adding 11 rebounds against Florida Atlantic (Dec. 22) ... Came down for 11 rebounds in win at Boston College (Dec. 29) ... Made eight field goals for 16 points against Saint Joseph's (Dec. 31) ... Scored 1,000th career point and grabbed 11 rebounds at Fordham (Jan. 3) ... Amassed a season-high for points (18), rebounds (15) and blocks (six) at Monmouth (Jan. 10) ... Went 4-of-4 from the field for 11 points and eight rebounds against George Washington (Jan. 14) ... Named Ivy League Player of the Week for second time Jan. 16 ... Hit four baskets and scored nine points, while collecting 11 rebounds and blocking two shots at Brown (Jan. 28) ... Sank six buckets and made three free throws for 15 points against Columbia (Feb. 4) ... Came down with 13 rebounds at Penn (Feb. 10) ... Hit 7-of-11 shots for 16 points and grabbed 12 rebounds for fourth double-double of year at Princeton (Feb. 11) ... Earned fifth double-double (12 points, 10 rebounds) against Brown (Feb. 17) ... Hit five baskets and finished with 10 points against Yale (Feb. 18) ... Became Harvard's all-time leading shot blocker by making a rejection against Penn (Feb. 25) ... Went 8-of-11 from the field, scoring 16 points and pulling down eight rebounds at Columbia (March 2) ... Collected 11 boards in regular-season finale at Cornell (March 3).

Wright 2011-12 Game-By-Game

Opponent	FG	3FG	FT	REB	PF	A	TO	B	S	TP	Min
MIT	6-8	0-0	1-2	4	1	0	0	1	0	13	23
at Holy Cross	6-13	0-0	3-4	10	2	0	4	0	2	15	25
at Loyola Marymount	7-9	0-0	1-2	6	2	0	2	2	0	15	30
vs. Utah%	5-6	0-0	3-3	7	0	1	1	3	1	13	21
vs. Florida State%	2-4	0-0	1-1	8	4	0	0	1	0	8	22
vs. Central Florida%	4-6	0-0	4-6	7	3	0	0	1	0	15	24
at Vermont	6-11	0-0	1-3	8	1	1	1	2	0	13	29
SEATTLE	2-7	0-0	1-2	4	2	0	3	2	1	5	24
at Connecticut	3-10	0-0	3-4	5	2	0	1	0	0	9	30
at Boston University	3-5	0-0	2-2	9	4	1	2	2	0	8	26
FLORIDA ATLANTIC	6-7	0-0	0-0	11	3	0	2	1	0	12	28
at Boston College	3-9	0-0	2-2	11	1	0	4	2	1	8	27
SAINT JOSEPH'S	8-14	0-0	0-0	5	2	2	3	2	0	16	33
at Fordham	3-3	0-0	2-5	11	2	1	3	1	0	8	35
DARTMOUTH*	5-7	0-0	0-1	5	3	0	3	2	0	10	30
at Monmouth	8-11	0-0	2-5	15	4	1	4	6	2	18	31
GEORGE WASHINGTON	4-4	0-0	3-4	8	1	1	3	2	0	11	29
at Dartmouth*	2-7	0-0	0-0	7	4	2	3	1	0	4	28
at Yale*	3-6	0-0	1-2	5	3	0	2	0	0	7	20
at Brown*	4-6	0-0	1-2	11	2	1	1	2	0	9	26
CORNELL*	4-5	0-0	1-1	7	4	0	3	2	0	9	26
COLUMBIA*	6-10	0-0	3-4	6	1	0	0	1	0	15	32
at Penn*	0-4	0-0	2-3	13	3	0	2	2	0	2	28
at Princeton*	7-11	0-0	2-2	12	2	1	1	1	3	16	36
BROWN*	6-8	0-0	0-2	10	1	0	3	1	0	12	24
YALE*	5-7	0-0	0-0	8	4	2	1	1	0	10	22
PRINCETON*	5-10	0-0	2-4	6	3	1	2	0	0	12	30
PENN*	1-3	0-0	7-7	5	2	0	4	1	0	9	27
at Columbia*	8-11	0-0	0-0	8	3	0	3	1	0	16	33
at Cornell*	3-6	0-0	2-4	11	1	2	1	0	0	8	31
% - Battle 4 Atlantis											

Wright Season & Career Highs

	2011-12 Season High	Career High
Field Goals	8, three times	11, vs. Dartmouth, 1/9/10
Field Goal Att.	14, vs. Saint Joseph's, 12/31/11	16, four times
Field Goal Pct.	1.000, twice	1.000, three times
3-Point FG	-	--
3-Point FG Att.	-	1, twice
3-Point FG Pct.	-	--
Free Throws	7, vs. Penn, 2/25/12	7, vs. Penn, 2/25/12
Free Throw Att.	7, vs. Penn, 2/25/12	12, vs. WPI, 12/7/10
Free Throw Pct.	1.000, five times	1.000, 18 times
Points	18, at Monmouth, 1/10/12	25, at Penn, 2/5/11
Rebounds	15, at Monmouth, 1/10/12	16, at George Mason, 11/13/10
Assists	2, four times	6, vs. Colorado, 11/28/10
Blocks	6, at Monmouth, 1/10/12	6, twice
Steals	4, vs. Dartmouth, 1/7/12	4, vs. Dartmouth, 1/7/12
Minutes	36, at Princeton, 2/11/12	46, at Penn, 2/5/11

Keith Wright's Career Statistics

	GP	GS	Min	Avg	FG	FGA	Pct	3FG	3FGA	Pct	FT	FTA	Pct	Off	Def	Tot	Avg	PF	FO	Ast	TO	Blk	Stl	Pts	Avg
2008-09	24	17	574	23.9	77	162	.475	0	0	.000	37	48	.771	52	80	132	5.5	54	0	14	45	20	8	191	8.0
2009-10	24	18	514	21.4	97	173	.561	0	1	.000	20	29	.690	35	75	110	4.6	48	0	10	44	32	14	214	8.9
2010-11	30	30	968	32.3	174	288	.584	0	1	.000	95	135	.704	96	153	249	8.3	74	0	46	69	54	25	443	14.8
2011-12	30	30	837	27.9	136	229	.594	0	0	.000	50	77	.649	63	180	243	8.1	70	0	17	62	43	15	322	10.7
TOTAL	108	95	2893	26.8	484	862	.561	0	2	.000	202	289	.699	246	488	734	6.8	246	0	87	220	149	62	1170	10.8



Andrew Van Nest

20

Senior • Forward • 6-10, 235**Weston, Massachusetts • Northfield Mount Hermon****Senior (2011-12)**

Saw action in win at Boston College (Dec. 29).

Junior (2010-11)

Played in 23 contests, starting two ... Ranked fourth on the Crimson with 13 blocks ... Had two points, grabbed one rebound and handed out one assist at George Mason (Nov. 13) ... Scored five points and blocked two shots in win over Holy Cross (Nov. 17) ... Hit two shots for four points at Mercer (Nov. 20) ... Tallied nine points, collected three rebounds and hit a three-pointer in win over Colorado (Nov. 28) ... Made three treys and finished with nine points and two blocks against Fordham (Dec. 1) ... Netted four points and blocked a shot in win over WPI (Dec. 7) ... Scored a career-best 13 points and blocked three shots while pulling down five rebounds against Boston University (Dec. 11) ... Came down with five rebounds at No. 4 Connecticut (Dec. 22) ... Rejected three shots against Monmouth (Dec. 29) ... Collected three rebounds in win at Boston College (Jan. 5) ... Handed out two assists, blocked one shot and added three points at George Washington (Jan. 15) ... Came down with two rebounds against Columbia (Jan. 28) ... Grabbed two more boards against Cornell (Jan. 29) ... Assisted on a field goal in double-overtime win at Penn (Feb. 5).

Sophomore (2009-2010)

Appeared in 15 games, averaging nearly nine minutes per contest ... Scored three points in collegiate debut at Holy Cross (11/13) ... Pulled down three rebounds vs. Bryant (11/20) ... Had eight points in 15 minutes at #13 UConn (12/6) ... Had six points in 15 minutes off the bench against Dartmouth (1/09) ... Hit both 3-point attempts in an eight-point outing in nine minutes at Columbia (1/29).

Freshman (2008-2009)

Missed the season after having shoulder surgery.

Van Nest 2011-12 Game-By-Game


Opponent	FG	3FG	FT	REB	PF	A	TO	B	S	TP	Min
MIT	DNP	Injured									
at Holy Cross	DNP	Injured									
at Loyola Marymount	DNP	Injured									
vs. Utah%	DNP										
vs. Florida State%	DNP										
vs. Central Florida%	DNP										
at Vermont	DNP										
SEATTLE	DNP										
at Connecticut	DNP										
at Boston University	DNP										
FLORIDA ATLANTIC	DNP										
Boston College	0-0	0-0	0-0	0	0	0	0	0	0	0	2
SAINT JOSEPH'S	DNP										
at Fordham	DNP										
DARTMOUTH*	DNP										
at Fordham	DNP										
GEORGE WASHINGTON	DNP										
at Dartmouth*	DNP										
at Yale*	DNP										
at Brown*	DNP										
CORNELL*	DNP										
COLUMBIA*	DNP										
at Penn*	DNP										
at Princeton*	DNP										
BROWN*	DNP										
YALE*	DNP										
PRINCETON*	DNP										
PENN*	DNP										
at Columbia*	DNP										
at Cornell*	DNP										
% - Battle 4 Atlantis											

Van Nest Season & Career Highs

	2011-12 Season High	Career High
Field Goals	-	3, five times
Field Goal Att.	-	7, vs. Fordham, 12/1/10
Field Goal Pct.	-	1.000, at Columbia, 1/29/10
3-Point FG	-	3, vs. Fordham, 12/1/10
3-Point FG Att.	-	6, vs. Fordham, 12/1/10
3-Point FG Pct.	-	1.000, three times
Free Throws	-	5, vs. Boston University, 12/11/10
Free Throw Att.	-	6, vs. Boston University, 12/11/10
Free Throw Pct.	-	1.000, twice
Points	-	13, vs. Boston University, 12/11/10
Rebounds	-	5, twice
Assists	-	2, twice
Blocks	-	3, twice
Steals	-	1, six times
Minutes	2, at Boston College, 12/29/11	22, vs. Boston University, 12/11/10

Andrew Van Nest's Career Statistics

	GP	GS	Min	Avg	FG	FGA	Pct	3FG	3FGA	Pct	FT	FTA	Pct	Off	Def	Tot	Avg	PF	FO	Ast	TO	Blk	Stl	Pts	Avg
2008-09	DNP	Injured																							
2009-10	15	0	131	8.7	15	43	.349	9	32	.281	2	3	.667	5	17	22	1.5	24	1	3	6	2	2	41	2.7
2010-11	23	2	217	9.4	17	48	.354	8	25	.320	7	8	.875	6	25	31	1.3	33	0	8	14	13	4	49	2.1
2011-12	1	0	2	2.0	0	0	.000	0	0	.000	0	0	.000	0	0	0	0.0	0	0	0	0	0	0	0	0.0
TOTAL	39	2	350	9.0	32	91	.352	17	57	.298	9	11	.818	11	42	53	1.4	57	1	10	20	15	6	90	2.3



Kyle Casey

30

Junior • Forward • 6-7, 225

Medway, Massachusetts • The Brimmer and May School

Junior (2011-12)

Named to College Sports Madness Preseason All-Ivy League second team ... Tabbed to Rivals.com Preseason All-Ivy League second team ... Selected to CBS Sports Preseason All-Ivy League first team and named conference Preseason Player of the Year ... Named as one of College Basketball's Top 100 Players by CBS Sports ... Selected to Lindy's Preseason All-Ivy League second team ... Named to the USBWA All-District Team ... Honored on All-Ivy League first team ... Tabbed to College Sports Madness All-Ivy Third Team ... Ranks fifth in program history with 90 career blocks ... Has started all 30 games during junior season ... Leads the Crimson with 11.3 points per game and is second with 5.5 rebounds per contest ... Averaging a team-high 11.7 points and adding 5.4 boards per game in Ivy action ... Has reached double figures in scoring in 17 games this year ... Has recorded one double-double on the season ... Blocked three shots and tallied 11 points against MIT (Nov. 11) ... Led Harvard with 16 points on 6-of-10 shooting, including 2-of-2 from long range, at Holy Cross (Nov. 15) ... Made six baskets, scoring 14 points, and came down with six rebounds at Loyola Marymount (Nov. 19) ... Netted 11 points and grabbed seven boards in only 18 minutes against Utah at Battle 4 Atlantis (Nov. 24) ... Led Harvard with 15 points and nine rebounds in win over Central Florida at Battle 4 Atlantis championship (Nov. 26) ... Scored eight points in only 10 minutes against Seattle (Dec. 4) ... Hit four baskets, including two from long distance, and led Harvard with 12 points at No. 9 Connecticut (Dec. 8) ... Paced the Crimson with 20 points and came down with nine boards at Boston University (Dec. 10) ... Named Ivy League Co-Player of the Week Dec. 12 ... Came down with seven boards in win at Boston College (Dec. 29) ... Made a career-high 10 field goals and earned first double-double of the year, scoring a season-high 26 points and grabbing 10 boards against Saint Joseph's (Dec. 31) ... Sank ninth baskets for 20 points, while coming down with eight rebounds at Brown (Jan. 28) ... Went 6-of-7 from the line and sank three baskets for 13 points against Cornell (Feb. 3) ... Tallied 17 points, sinking seven shots, at Penn (Feb. 10) ... Sank five baskets and amassed 12 points and eight boards at Princeton (Feb. 11) ... Connected on seven buckets, scoring 20 points and collecting eight boards against Princeton (Feb. 24) ... Added 12 points and six rebounds against Penn (Feb. 25) ... Sank seven baskets, including two triples, for 19 points and made four steals at Columbia (March 2) ... Tallied 11 points in the regular-season finale at Cornell (March 3) ... Tabbed Ivy League Co-Player of the Week March 5.

Sophomore (2010-11)

All-Ivy League second team ... Honored on preseason All-Ivy League team by Athlon Sports, Lindy's and The Sporting News ... Named by Blue Ribbon College Basketball Yearbook to preseason All-Ivy team ... Tabbed to Rivals.com preseason All-Ivy League second team ... Missed first three games because of foot injury ... Played in 26 games, starting 20 ... Recorded two double-doubles on the season ... Averaged 10.7 ppg and 6.0 rpg overall with 13.4 ppg and 6.4 rpg during Ivy contests ... Reached double figures in scoring 16 times, including eight straight from Jan. 28-Feb. 19 ... Ranked second on the Crimson with 28 blocks.

Casey 2011-12 Game-By-Game

Opponent	FG	3FG	FT	REB	PF	A	TO	B	S	TP	Min
MIT	4-6	0-1	3-4	5	3	0	0	3	0	11	19
at Holy Cross	6-10	2-2	2-4	4	3	0	5	2	1	16	27
at Loyola Marymount	6-10	1-3	1-1	6	2	1	0	0	1	14	30
vs. Utah%	5-11	0-2	1-3	7	2	3	0	1	0	11	18
vs. Florida State%	1-4	0-1	2-2	4	3	0	6	0	0	4	20
vs. Central Florida%	4-8	0-1	7-12	9	5	2	1	1	0	15	24
at Vermont	3-4	0-1	2-2	5	2	1	2	2	1	8	27
SEATTLE	3-6	0-1	2-2	2	4	1	0	0	0	8	10
at Connecticut	4-9	2-3	2-2	5	2	0	1	1	1	12	33
at Boston University	7-13	1-1	5-5	9	2	2	2	1	0	20	22
FLORIDA ATLANTIC	3-5	0-1	1-2	5	2	0	3	3	1	7	26
at Boston College	1-6	0-2	0-0	7	2	0	3	0	1	2	18
SAINT JOSEPH'S	10-16	2-3	4-6	10	4	0	5	2	0	26	31
at Fordham	3-4	1-1	2-2	5	5	1	3	1	2	9	30
DARTMOUTH*	3-4	1-2	3-4	6	3	0	2	0	0	10	22
at Monmouth	3-8	0-2	1-2	5	4	1	4	2	2	7	24
GEORGE WASHINGTON	2-5	0-0	3-5	3	4	0	2	2	1	7	20
at Dartmouth*	3-6	0-0	1-1	5	1	0	1	1	0	7	15
at Yale*	2-7	0-2	1-2	3	2	0	2	1	2	5	20
at Brown*	9-15	0-1	2-2	8	4	0	1	0	0	20	30
CORNELL*	3-6	1-1	6-7	6	4	1	3	1	0	13	16
COLUMBIA*	1-3	0-1	3-6	5	2	1	0	2	1	5	30
at Penn*	7-10	1-1	2-3	3	4	1	0	1	1	17	25
at Princeton*	5-10	1-3	1-5	8	4	1	1	3	0	12	28
BROWN*	1-4	0-1	4-5	5	3	0	0	1	0	6	21
YALE*	4-11	0-2	0-0	5	3	1	1	0	0	8	31
PRINCETON*	7-13	1-4	5-6	8	3	2	1	2	3	20	29
PENN*	3-6	0-0	6-9	6	4	1	5	1	2	12	29
at Columbia*	7-11	2-2	3-3	4	4	3	2	0	4	19	31
at Cornell*	4-7	1-3	2-2	3	2	1	1	1	0	11	21

% - Battle 4 Atlantis

Casey Season & Career Highs

	2011-12 Season High	Career High
Field Goals	10, vs. Saint Joseph's, 12/31/11	10, vs. Saint Joseph's, 12/31/11
Field Goal Att.	16, vs. Saint Joseph's, 12/31/11	16, twice
Field Goal Pct.	.750, three times	1,000, twice
3-Point FG	2, four times	3, three times
3-Point FG Att.	3, three times	7, at Appalachian State, 3/17/10
3-Point FG Pct.	1,000, five times	1,000, 10 times
Free Throws	7, vs. Central Florida, 11/26/11	13, at Santa Clara, 1/04/10
Free Throw Att.	12, vs. Central Florida, 11/26/11	16, at Santa Clara, 1/04/10
Free Throw Pct.	1,000, 10 times	1,000, 28 times
Points	26, vs. Saint Joseph's, 12/31/11	27, twice
Rebounds	10, vs. Saint Joseph's, 12/31/11	15, at George Washington, 1/5/11
Assists	3, twice	3, seven times
Blocks	3, three times	4, vs. Dartmouth, 01/09/10
Steals	4, at Columbia, 3/2/12	4, at Columbia, 3/2/12
Minutes	33, at Connecticut, 12/8/11	44, at Penn, 2/5/11

Kyle Casey's Career Statistics

	GP	GS	Min	Avg	FG	FGA	Pct	3FG	3FGA	Pct	FT	FTA	Pct	Off	Def	Tot	Avg	PF	FO	Ast	TO	Blk	Stl	Pts	Avg
2009-10	29	10	678	23.4	91	174	.523	16	42	.381	103	127	.811	38	111	149	5.1	105	5	31	59	27	10	301	10.4
2010-11	26	20	692	26.6	105	208	.505	3	23	.130	66	84	.786	38	117	155	6.0	83	4	26	45	28	21	279	10.7
2011-12	30	30	727	24.2	123	237	.519	17	48	.354	77	109	.706	34	132	166	5.5	94	2	24	57	35	24	340	11.3
TOTAL	85	60	2097	24.7	319	619	.515	36	113	.319	246	320	.769	110	360	470	5.5	282	11	81	161	90	55	920	10.8



Brandyn Curry

10

Sophomore • Guard • 6-1, 195
Huntersville, N.C. • Hopewell

Junior (2011-12)

Selected as a candidate for the 2012 Bob Cousy Award ... Named to College Sports Madness Preseason All-Ivy League second team ... Tabbed to Rivals.com Preseason All-Ivy League second team ... Honored on All-Ivy League second team ... Named to College Sports Madness All-Ivy Fourth Team ... Ranks sixth in program history with 421 career assists ... Has started all 30 games during junior season ... Paces the Ivy League in assist-to-turnover ratio (2.7) ... Leads Harvard with 5.0 assists and 1.6 steals per game ... Averaging 7.8 points per contest overall and 8.0 points per game during conference play ... Has handed out five or more assists in a game 19 times this year ... Has at least one steal in 21 of 30 games this season ... Has reached double digits in scoring 10 times ... Made three steals and blocked two shots against MIT (Nov. 11) ... Scored 10 points, dished out five assists and had four steals at Holy Cross (Nov. 15) ... Hit four baskets for nine points and handed out three assists against Utah at Battle 4 Atlantis (Nov. 24) ... Made five steals and dished out five assists in win over No. 20 Florida State at Battle 4 Atlantis (Nov. 25) ... Handed out a season-high seven assists at Vermont (Dec. 1) ... Made three steals and dished out four assists against Seattle (Dec. 4) ... Dished out six helpers at No. 9 Connecticut (Dec. 8) ... Made seven assists and only turned the ball over once at Boston University (Dec. 10) ... Handed out seven assists, made four steals and scored 12 points, going 6-of-6 from the line against Florida Atlantic (Dec. 22) ... Scored 11 points, making 7-of-8 foul shots, and made five steals at Boston College (Dec. 29) ... Led Harvard with 15 points, hitting 3 treys at Fordham (Jan. 3) ... Dished out seven assists and came down with five rebounds against Dartmouth (Jan. 7) ... Assisted on seven baskets against George Washington (Jan. 14) ... Dished out six assists at Yale (Jan. 27) ... Tallied 15 points, hitting 8-of-9 free throws, at Brown (Jan. 28) ... Scored 10 points in the first half, finishing with 12 points against Columbia (Feb. 4) ... Went 4-of-4 from the line and added five buckets for 15 points at Princeton (Feb. 11) ... Handed out a season-high nine assists and blocked three shots against Brown (Feb. 17) ... Scored a season-best 18 points on 6-of-9 shooting from the field in key Ivy win over Yale (Feb. 18) ... Dished out six assists without making a turnover and hit six baskets for 15 points against Princeton (Feb. 24) ... Dished out eight assists in win at Columbia (March 2) ... Drained a season-high four triples for 12 points at Cornell (March 3).

Sophomore (2010-11)

All-Ivy League second team ... Tabbed Academic All-Ivy League ... Recipient of Thomas G. Stemberg '71, MBA '73 Iron Man Award ... Named Ivy League's best defender by Lindy's ... Started all 30 games ... Ranked first in the Ivy League and 16th in the country with 5.9 assists per game ... Handed out 178 assists on the season, tied for third most in school history ... Recorded three double-doubles on the season ... Reached double digits in scoring on 16 occasions ... Averaged 9.3 points per game overall and 9.8 points per contest in Ivy League games ... Averaged 6.4 assists per game in Ivy contests. .

Curry 2011-12 Game-By-Game


Opponent	FG	3FG	FT	REB	PF	A	TO	B	S	TP	Min
MIT	2-5	0-2	0-0	1	1	3	0	2	3	4	18
at Holy Cross	3-6	0-1	4-5	2	2	5	1	1	4	10	36
at Loyola Marymount	0-4	0-2	4-4	3	4	4	3	0	0	4	25
vs. Utah%	4-7	1-3	0-0	2	1	3	2	0	1	9	20
vs. Florida State%	1-8	1-2	3-5	3	1	5	1	0	5	6	31
vs. Central Florida%	2-5	0-2	1-2	4	4	5	2	0	0	6	34
at Vermont	2-6	1-1	1-2	2	3	7	2	2	1	6	35
SEATTLE	2-6	1-2	3-4	1	1	4	1	1	3	8	27
at Connecticut	1-6	0-2	2-4	2	3	6	2	0	1	4	29
at Boston University	2-7	0-2	1-2	0	2	7	1	1	2	5	33
FLORIDA ATLANTIC	3-7	0-0	6-6	2	2	7	6	0	4	12	33
at Boston College	2-4	0-1	7-8	2	3	5	1	0	5	11	29
SAINT JOSEPH'S	3-8	0-2	2-2	3	2	6	2	0	2	8	32
at Fordham	6-14	3-6	0-0	2	4	3	4	0	2	15	26
DARTMOUTH*	1-6	0-3	1-1	5	3	7	2	0	1	3	32
at Monmouth	3-6	1-3	1-3	3	3	5	2	0	1	8	33
GEORGE WASHINGTON	3-8	0-1	0-0	1	2	7	0	0	2	6	26
at Dartmouth*	0-4	0-2	0-0	1	1	5	1	0	0	0	29
at Yale*	2-6	0-1	0-0	1	3	6	1	0	1	4	22
at Brown*	3-8	1-3	8-9	2	1	4	5	1	1	15	34
CORNELL*	1-5	0-1	3-4	2	2	4	1	1	0	5	27
COLUMBIA*	4-10	2-4	2-4	3	2	4	2	1	0	12	36
at Penn*	0-5	0-1	1-3	1	2	4	2	1	0	1	29
at Princeton*	5-10	1-2	4-4	1	0	4	0	1	0	15	35
BROWN*	0-4	0-3	0-1	1	0	9	1	3	0	0	25
YALE*	6-9	1-2	5-6	1	4	5	2	0	0	18	28
PRINCETON*	6-9	2-3	1-1	3	1	6	0	1	3	15	35
PENN*	2-6	0-2	1-2	1	1	5	2	1	2	5	35
at Columbia*	3-5	1-2	0-0	3	2	8	4	0	2	7	37
at Cornell*	4-8	4-7	0-0	4	4	0	1	0	2	12	28
% - Battle 4 Atlantis											

Curry Season & Career Highs

	2011-12 Season High	Career High
Field Goals	6, three times	8, vs. Brown, 2/26/10
Field Goal Att.	14, at Fordham, 1/3/12	14, at Fordham, 1/3/12
Field Goal Pct.	.667, vs. Yale, 2/18/12	1.000, twice
3-Point FG	4, at Cornell, 3/3/12	4, three times
3-Point FG Att.	7, at Cornell, 3/3/12	7, at Cornell, 3/3/12
3-Point FG Pct.	1.000, at Vermont, 12/1/11	1.000, eight times
Free Throws	8, at Brown, 1/28/12	8, at Brown, 1/28/12
Free Throw Att.	9, at Brown, 1/28/12	9, at Brown, 1/28/12
Free Throw Pct.	1.000, five times	1.000, 20 times
Points	18, vs. Yale, 2/18/12	21, vs. Brown, 2/26/10
Rebounds	5, vs. Dartmouth, 1/7/12	8, at Princeton, 3/6/10
Assists	9, vs. Brown, 2/17/12	14, vs. Penn, 3/4/11
Blocks	3, vs. Brown, 2/17/12	3, three times
Steals	5, twice	5, four times
Minutes	37, at Columbia, 3/2/12	42, at Penn, 2/5/11

Brandyn Curry's Career Statistics

	GP	GS	Min	Avg	FG	FGA	Pct	3FG	3FGA	Pct	FT	FTA	Pct	Off	Def	Tot	Avg	PF	FO	Ast	TO	Blk	Stl	Pts	Avg
2009-10	29	10	714	24.6	68	139	.489	31	72	.431	44	54	.815	10	67	77	2.7	45	0	93	59	12	37	211	7.3
2010-11	30	30	1017	33.9	90	213	.423	34	94	.362	66	90	.733	19	95	114	3.8	71	0	178	76	21	38	280	9.3
2011-12	30	30	903	30.1	76	202	.376	20	68	.294	62	81	.765	4	57	61	2.0	65	0	150	56	18	49	234	7.8
TOTAL	89	70	2634	29.6	234	554	.422	85	234	.363	172	225	.764	33	219	252	2.8	181	0	421	191	51	124	725	8.1



Jeff Georgatos

12

Junior • Forward • 6-7, 210

Dallas, Texas • Episcopal School of Dallas

Junior (2011-12)

Has appeared in five contests ... Grabbed a rebound in win at Yale (Jan. 28).

Sophomore (2010-11)

Played in 25 games, starting eight ... Had two points and a rebound at George Mason (Nov. 13) ... Scored two points and grabbed a career-high five rebounds in win over Holy Cross (Nov. 17) ... Made two shots for career-high four points at Bryant (Nov. 24) ... Made a basket and collected a rebound at Michigan (Dec. 4) ... Rejected a shot and grabbed a rebound against WPI (Dec. 7) ... Shot 2-of-3 from the field for four points and pulled down two rebounds against MIT (Dec. 31) ... Collected a rebound in comeback victory over Dartmouth (Jan. 22) ... Made both baskets in win over Columbia (Jan. 28) ... Hit first-career 3-pointer in victory against Cornell (Jan. 29) ... Had a basket and an offensive rebound at Princeton (Feb. 4) ... Tallied a career-high five points on 2-of-2 shooting in win over Yale (Feb. 11) ... Collected two rebounds in four minutes in victory at Columbia (Feb. 19) ... Made a basket at Yale (Feb. 26) ... Handed out an assist and made a steal against Penn (March 4) ... Blocked a shot and collected two boards at Oklahoma State in NIT (March 15).

Freshman (2009-10)

Appeared in 13 games during rookie season ... Scored two in first collegiate game against Bryant (11/20) ... Played 13 minutes against Princeton (2/6) ... Added two points against New Hampshire (11/25), Cornell (1/30) and Yale (2/27)

Background

Son of Debora and Eric ... Attended the Episcopal School of Dallas since the fifth grade ... Three-year team captain and four-year letterwinner ... Three-time All-Southwestern Preparatory Conference selection ... Two-time Texas Association of Basketball Coaches All-State selection (junior and senior seasons) ... McDonald's All-America nominee as a senior ... Earned his team's Most Improved Player award as a freshman and was a two-time team Most Valuable Player honoree ... Member of two SPC Division I championship teams ... Team was the top-ranked private school in the state during parts of his junior and senior seasons ... Team was ranked 19th in the Southwest by ESPN during his senior season and fourth in the Dallas-Ft. Worth area en route to a 27-5 record ... Shot 45 percent from 3-point range as a senior ... National Honor Society ... Cum Laude Society ... Mu Alpha Theta ... National Spanish Honor Society ... Mother, Debora, attended Georgetown Law School and father, Eric, attended UCLA Law School ... Enjoys video games, music and reading.

Georgatos 2011-12 Game-By-Game

Opponent	FG	3FG	FT	REB	PF	A	TO	B	S	TP	Min
MIT	0-0	0-0	0-0	0	0	0	0	0	0	0	3
at Holy Cross	DNP										
at Loyola Marymount	DNP										
vs. Utah%	0-0	0-0	0-0	0	1	0	0	0	0	0	2
vs. Florida State%	DNP										
vs. Central Florida%	DNP										
at Vermont	DNP										
SEATTLE	DNP										
at Connecticut	DNP										
at Boston University	0-0	0-0	0-0	0	0	0	0	0	0	0	1
FLORIDA ATLANTIC	DNP										
at Boston College	DNP										
SAINT JOSEPH'S	DNP										
at Fordham	DNP										
DARTMOUTH*	DNP										
at Monmouth	DNP										
GEORGE WASHINGTON	DNP										
at Dartmouth*	DNP										
at Yale*	0-0	0-0	0-0	1	0	0	0	0	0	0	2
at Brown*	DNP										
CORNELL*	DNP										
COLUMBIA*	DNP										
at Penn*	DNP										
at Princeton*	DNP										
BROWN*	0-0	0-0	0-0	0	0	0	0	0	0	0	1
YALE*	DNP										
PRINCETON*	DNP										
PENN*	DNP										
at Columbia*	DNP										
at Cornell*	DNP										


% - Battle 4 Atlantis

Georgatos Season & Career Highs

	2011-12 Season High	Career High
Field Goals	-	2, four times
Field Goal Att.	-	4, vs. Holy Cross, 11/17/10
Field Goal Pct.	-	1.000, four times
3-Point FG	-	1, vs. Cornell, 1/29/11
3-Point FG Att.	-	1, twice
3-Point FG Pct.	-	1, vs. Cornell, 1/29/11
Free Throws	-	2, at Cornell, 1/30/10
Free Throw Att.	-	2, at Mercer, 11/20/10
Free Throw Pct.	-	1.000, twice
Points	-	5, vs. Yale, 2/11/11
Rebounds	1, at Yale, 1/27/12	5, vs. Holy Cross, 11/17/10
Assists	-	1, vs. Penn, 3/4/11
Blocks	-	1, four times
Steals	-	1, three times
Minutes	3, vs. MIT, 11/11/11	28, vs. Holy Cross, 11/17/10

Jeff Georgatos's Career Statistics

	GP	GS	Min	Avg	FG	FGA	Pct	3FG	3FGA	Pct	FT	FTA	Pct	Off	Def	Tot	Avg	PF	FO	Ast	TO	Blk	Stl	Pts	Avg
2009-10	13	0	64	4.9	3	11	.273	0	1	.000	2	3	.667	3	3	6	0.5	3	0	0	1	0	1	8	0.6
2010-11	25	8	191	7.6	14	31	.452	1	3	.333	2	5	.400	5	17	22	0.9	13	0	1	8	4	2	31	1.2
2011-12	5	0	9	1.8	0	0	.000	0	0	.000	0	0	.000	0	1	1	0.2	1	0	0	0	0	0	0	0.0
TOTAL	43	8	264	6.1	17	42	.405	1	4	.250	4	8	.500	8	21	29	0.7	17	0	1	9	4	3	39	0.9



Dee Giger

Junior • Guard • 6-6, 180
Arden, N.C. • Christ School

21

Junior (2011-12)

Has appeared in five games ... Made a steal against MIT (Nov. 11) ... Scored two points, coming on a dunk on the fastbreak off a steal, in win at Yale (Jan. 27).

Sophomore (2010-11)

Co-recipient of John Harnice Spirit Award ... Appeared in 13 games ... Grabbed two rebounds in win over Holy Cross (Nov. 17) ... Collected a board against Boston University (Dec. 11) ... Made a layup on a fast-break chance against MIT (Dec. 31) ... Came down with a rebound at George Washington (Jan. 15).

Freshman (2009-10)

Appeared in all 29 games ... Hit 19 treys on the season ... Averaged 12.1 minutes and 4.5 points per game in rookie campaign ... Scored 13 points and went 4-6 from behind the arc in season opener at Holy Cross (11/13) ... Named Ivy League Rookie of the Week Nov. 16 after averaging 9.5 points and shooting 50 percent from behind the arc in first two collegiate games ... Went 4-4 from the charity stripe in triple overtime win over William & Mary (11/15) ... Scored 14 points in 22 minutes against MIT (12/28/) ... Had 10 points in 15 minutes including a pair of threes in a 12-1 Harvard run at Santa Clara (1/04) ... Had nine points in 18 minutes at Columbia (1/29) ... Hit a 3-pointer from the corner with 26 seconds left to help send game into OT where he hit 3-of-4 FTs to seal a win at Yale (2/12) ... Scored 10 points in 22 minutes against Columbia (2/20).

Background

Son of Chele and Antonio ... Three-year starter at guard for the Christ School ... Senior captain ... Also was a member of the track & field program ... Started his high school career at TC Roberson High School ... Touted as one of North Carolina's best high school shooters ... Earned all-conference honors all four years ... Christ School team won three NCISAA championships and was a "Best of the West" selection all three years as well ... Team posted a three-year record of 99-8 including a 34-2 mark in his junior season and a school-record 36 wins in 38 games in his senior season ... Three-time winner of the Chick-Fil-A Classic winner and 2009 Galaxio Tournament champion ... Four-year honor roll selection and undertook community service all four years ... Played on same high school team with Duke's Miles and Mason Plumlee and South Carolina's Lakeem Jackson ... Enjoys movies, music, computers and spending time with friends.

Giger 2011-12 Game-By-Game


Opponent	FG	3FG	FT	REB	PF	A	TO	B	S	TP	Min
MIT	0-1	0-1	0-0	0	0	0	0	0	1	0	3
at Holy Cross	DNP										
at Loyola Marymount	DNP										
vs. Utah%	0-1	0-0	0-0	0	0	0	1	0	0	0	3
vs. Florida State%	DNP										
vs. Central Florida%	DNP										
at Vermont	DNP										
SEATTLE	DNP										
at Connecticut	DNP										
at Boston University	DNP										
FLORIDA ATLANTIC	DNP										
at Boston College	DNP										
SAINT JOSEPH'S	DNP										
at Fordham	DNP										
DARTMOUTH*	0-0	0-0	0-0	0	1	0	0	0	0	0	1
at Monmouth	DNP										
GEORGE WASHINGTON	0-0	0-0	0-0	0	0	0	0	0	0	0	2
at Dartmouth*	DNP										
at Yale*	1-2	0-0	0-0	0	0	0	0	0	1	2	1
at Brown*	DNP										
CORNELL*	DNP										
COLUMBIA*	DNP										
at Penn*	DNP										
at Princeton*	DNP										
BROWN*	DNP										
YALE*	DNP										
PRINCETON*	DNP										
PENN*	DNP										
at Columbia*	DNP										
at Cornell*	DNP										
% - Battle 4 Atlantis											

Giger Season & Career Highs

	2011-12 Season High	Career High
Field Goals	1, at Yale, 1/27/12	6, vs. MIT, 12/28/09
Field Goal Att.	2, at Yale, 1/27/12	10, vs. MIT, 12/28/09
Field Goal Pct.	.500, at Yale, 1/27/12	1.000, vs. MIT, 12/31/10
3-Point FG	-	4, at Holy Cross, 11/13/09
3-Point FG Att.	-	6, at Holy Cross, 11/13/09
3-Point FG Pct.	-	1.000, twice
Free Throws	-	5, at Columbia, 1/29/10
Free Throw Att.	-	6, at Columbia, 1/29/10
Free Throw Pct.	-	1.000, six times
Points	2, at Yale, 1/27/12	14, vs. MIT, 12/28/09
Rebounds	-	3, seven times
Assists	-	2, two times
Blocks	-	-
Steals	1, twice	2, three times
Minutes	3, twice	22, three times

Dee Giger's Career Statistics

	GP	GS	Min	Avg	FG	FGA	Pct	3FG	3FGA	Pct	FT	FTA	Pct	Off	Def	Tot	Avg	PF	FO	Ast	TO	Blk	Stl	Pts	Avg
2009-10	29	0	352	12.1	42	114	.368	19	63	.302	28	36	.778	14	25	39	1.3	33	0	13	28	1	17	131	4.5
2010-11	13	0	34	2.6	1	5	.200	0	1	.000	0	1	.000	2	2	4	0.3	6	0	0	7	0	0	2	0.2
2011-12	5	0	10	2.0	1	4	.250	0	1	.000	0	0	.000	0	0	0	0.0	1	0	0	1	0	2	2	0.4
TOTAL	47	0	396	8.4	44	123	.358	19	65	.292	28	37	.757	16	27	43	0.9	40	0	13	36	1	19	135	2.9



Christian Webster

15

Junior • Guard • 6-5, 205
Washington, D.C. • Landon School

Junior (2011-12)

Named to College Sports Madness Preseason All-Ivy League fourth team ... Stands as Harvard's current all-time leader in career free-throw shooting with at least 190 attempts (.882, 179 of 203) ... Ranks third in Ivy League history in career foul shooting ... Has appeared in 28 games, starting 15 during his junior season ... Averaging 4.5 points per game ... Has reached double figures in scoring twice this season ... Hit three buckets and finished with seven points against MIT (Nov. 11) ... Tallied eight points, came down with three rebounds, made three steals and dished out two assists against Utah at Battle 4 Atlantis (Nov. 24) ... Buried two treys against Central Florida at Battle 4 Atlantis championship (Nov. 26) ... Made three baskets and finished with seven points against Seattle (Dec. 4) ... Hit two 3-pointers and had eight points at No. 9 Connecticut (Dec. 8) ... Made 6-of-10 shots, including two from long distance, and finished with a season-high 14 points at Boston University (Dec. 10) ... Netted 10 points and handed out three assists at Boston College (Dec. 29) ... Went 3-of-4 from the field, including 2-of-3 from beyond the arc, for eight points in 15 minutes at Dartmouth (Jan. 21) ... Nailed two triples and had six points against Cornell (Feb. 3) ... Buried two treys in regular-season finale at Cornell (March 3).

Sophomore (2010-11)

All-Ivy League honorable mention ... Honored with Floyd S. Wilson Sportsmanship Award ... Stood second on the Crimson in points per game (13.0) ... Buried at least three 3-pointers in 10 games this season ... Ranked 13th in the nation in free-throw shooting (.894) ... In Ivy games, averaged 12.6 ppg and shot 93.3 percent from the foul line ... Started 29 games.

Webster 2011-12 Game-By-Game

Opponent	FG	3FG	FT	REB	PF	A	TO	B	S	TP	Min
MIT	3-7	1-4	0-0	1	2	0	0	0	0	7	12
at Holy Cross	0-2	0-1	0-0	0	2	0	1	0	0	0	17
at Loyola Marymount	1-5	0-2	0-0	3	2	2	3	0	1	2	21
vs. Utah%	2-7	2-6	2-2	3	0	2	0	0	3	8	19
vs. Florida State%	1-9	1-6	0-0	2	1	0	2	0	2	3	18
vs. Central Florida%	2-7	2-4	0-0	2	2	0	2	1	0	6	21
at Vermont	1-2	1-2	0-0	2	1	0	2	0	0	3	22
SEATTLE	3-7	1-4	0-0	2	0	1	1	0	0	7	16
at Connecticut	3-8	2-6	0-0	3	0	2	1	0	1	8	24
at Boston University	6-10	2-4	0-0	4	1	2	0	0	0	14	31
FLORIDA ATLANTIC	2-5	1-2	3-4	3	1	1	0	0	0	8	25
at Boston College	4-10	1-3	1-1	2	0	3	0	0	2	10	28
SAINT JOSEPH'S	3-7	1-4	0-0	2	2	0	0	0	0	7	20
at Fordham	1-7	0-5	0-0	2	0	0	1	0	0	2	17
DARTMOUTH*	2-5	1-4	2-2	3	0	1	1	0	0	7	22
at Monmouth	DNP (Injured)										
GEORGE WASHINGTON	DNP (Injured)										
at Dartmouth*	3-4	2-3	0-0	2	2	0	1	0	0	8	15
at Yale*	1-4	0-1	2-2	3	0	0	0	0	0	4	16
at Brown*	0-0	0-0	1-2	0	1	0	1	0	0	1	8
CORNELL*	2-5	2-3	0-0	4	0	0	1	0	0	6	16
COLUMBIA*	0-0	0-0	0-0	0	1	0	1	0	0	0	3
at Penn*	0-2	0-2	0-0	2	1	1	0	0	0	0	9
at Princeton*	1-4	0-1	0-0	1	1	1	1	0	0	2	13
BROWN*	2-7	1-5	0-0	3	0	2	1	0	0	5	18
YALE*	0-0	0-0	1-2	2	0	1	1	0	0	1	17
PRINCETON*	0-2	0-2	0-0	1	0	1	0	0	0	0	8
PENN*	0-1	0-0	0-0	0	0	0	0	0	0	0	3
at Columbia*	0-0	0-0	0-0	0	0	0	1	0	0	0	4
at Cornell*	2-4	2-3	0-0	1	1	0	2	0	0	6	21
% - Battle 4 Atlantis											

Webster Season & Career Highs

	2011-12 Season High	Career High
Field Goals	6, at Boston University, 12/10/11	7, twice
Field Goal Att.	10, twice	13, twice
Field Goal Pct.	.750, at Dartmouth, 1/21/12	875, at Appalachian State, 3/17/10
3-Point FG	2, seven times	6, at Appalachian State, 3/17/10
3-Point FG Att.	6, twice	9, twice
3-Point FG Pct.	.667, twice	1.000, five times
Free Throws	3, vs. Florida Atlantic, 12/22/11	12, at Mercer, 11/20/10
Free Throw Att.	4, vs. Florida Atlantic, 12/22/11	15, at Mercer, 11/20/10
Free Throw Pct.	1.000, three times	1.000, 26 times
Points	14, at Boston University, 12/10/11	29, at Mercer, 11/20/10
Rebounds	4, twice	7, at Penn, 2/5/11
Assists	3, at Boston College, 12/29/11	6, vs. MIT, 12/28/09
Blocks	-	1, five times
Steals	3, vs. Utah, 11/24/11	3, seven times
Minutes	31, at Boston University, 12/10/11	39, twice

Christian Webster's Career Statistics

	GP	GS	Min	Avg	FG	FGA	Pct	3FG	3FGA	Pct	FT	FTA	Pct	Off	Def	Tot	Avg	PF	FO	Ast	TO	Blk	Stl	Pts	Avg
2009-10	29	15	727	25.1	79	198	.399	41	107	.383	57	65	.877	20	52	72	2.5	48	0	48	56	6	27	256	8.9
2010-11	29	29	915	31.6	107	246	.435	53	135	.393	110	123	.894	28	69	97	3.3	51	0	45	73	4	28	377	13.0
2011-12	28	15	464	16.6	45	131	.344	23	77	.299	12	15	.800	14	39	53	1.9	21	0	20	24	1	9	125	4.5
TOTAL	86	59	2106	24.5	231	575	.402	117	319	.367	179	203	.882	62	160	222	2.6	120	0	113	153	11	64	758	8.8



Matt Brown

3

Sophomore • Guard • 6-3, 205

Barrington, R.I. • Northfield Mount Hermon (Mass.)

Also a wide receiver on the Harvard football team.

Sophomore (2011-12)

Has played in seven contests ... Scored a bucket and blocked a shot at Boston University (Dec. 10) ... Grabbed a rebound against George Washington (Jan. 14).

Freshman (2010-11)

Co-recipient of John Harnice Spirit Award ... Played in 21 games ... Made first career appearance in victory over Fordham (Dec. 1) ... Collected a rebound in win over WPI (Dec. 7) ... Came down with two rebounds against Boston University (Dec. 11) ... Grabbed a rebound at George Washington (Jan. 15) ... Came off the bench to hit two important baskets for five points and made a career-best three steals in comeback victory over Dartmouth (Jan. 22) ... Had two rebounds, made a steal and handed out an assist against Columbia (Jan. 28) ... Grabbed a rebound in win over Cornell (Jan. 29) ... Assisted on a field goal in double-overtime victory at Penn (Feb. 5) ... Scored a career-high six points and made two steals in 18 minutes of action against Yale (Feb. 11) ... Buried a key 3-pointer in win at Brown (Feb. 25) ... Made two baskets and finished with five points against Penn (March 4) ... Scored five points and made a 3-pointer while grabbing three rebounds against Princeton (March 5) ... Hit a trey at Oklahoma State in NIT (March 15).

Background

Son of Tracey and Donald ... Attended Northfield Mount Hermon ... Lettered in basketball, football and track and field ... Captained all three squads as a senior and was a two-time football captain ... McDonald's All-American nominee ... Reebok All-American in 2009-10 ... Two-time All-New England Prep School Athletic Conference and two-time all-division in basketball ... Was high school teammate of fellow Crimson freshman Laurent Rivard ... Averaged 20.2 points per game as a freshman at Barrington High School before transferring to Northfield Mount Hermon ... First-team All-New England and all-league in football as a senior ... New England champion in the high jump in 2009 ... Had a 273 receiving yard game in football in 2009 ... Father, Donald, played basketball at Providence from 1982-1986 ... 2009 Deans Award Winner ... Served as deacon in school church ... Enjoys music, dancing, reading biographies and learning.

Brown 2011-12 Game-By-Game

Opponent	FG	3FG	FT	REB	PF	A	TO	B	S	TP	Min
MIT	DNP with Football Team										
at Holy Cross	DNP with Football Team										
at Loyola Marymount	DNP with Football Team										
vs. Utah%	DNP										
vs. Florida State%	DNP										
vs. Central Florida%	DNP										
at Vermont	DNP										
SEATTLE	DNP										
at Connecticut	DNP										
at Boston University	1-1	0-0	0-0	0	1	0	0	1	0	2	2
FLORIDA ATLANTIC	DNP										
at Boston College	0-0	0-0	0-0	0	0	0	0	0	0	0	3
SAINT JOSEPH'S	DNP										
at Fordham	DNP										
DARTMOUTH*	0-0	0-0	0-0	0	0	0	0	0	0	0	1
at Monmouth	0-0	0-0	0-0	0	1	0	0	0	0	0	2
GEORGE WASHINGTON	0-1	0-1	0-0	1	0	0	0	0	0	0	2
at Dartmouth*	DNP										
at Yale*	0-0	0-0	0-0	0	0	0	0	0	0	0	2
at Brown*	DNP										
CORNELL*	DNP										
COLUMBIA*	DNP										
at Penn*	DNP										
at Princeton*	DNP										
BROWN*	0-0	0-0	0-0	0	0	0	0	0	0	0	1
YALE*	DNP										
PRINCETON*	DNP										
PENN*	DNP										
at Columbia*	DNP										
at Cornell*	DNP										
% - Battle 4 Atlantis											

Brown Season & Career Highs

	2011-12 Season High	Career High
Field Goals	1, at Boston University, 12/10/11	2, three times
Field Goal Att.	1, twice	4, vs. Dartmouth
Field Goal Pct.	1.000, at Boston University, 12/10/11	.667, twice
3-Point FG	-	1, five times
3-Point FG Att	1, vs. George Washington, 1/14/12	3 vs. Dartmouth
3-Point FG Pct.	-	1.000, at Oklahoma State, 3/15/11
Free Throws	-	1, vs. Yale, 2/11/11
Free Throw Att.	-	3, vs. Yale 2/11/11
Free Throw Pct.	-	.333, vs. Yale 2/11/11
Points	2, at Boston University, 12/10/11	6, vs. Yale 2/11/11
Rebounds	-	3, vs. Princeton, 3/5/11
Assists	-	1, twice
Blocks	1, at Boston University, 12/10/11	1, at Boston University, 12/10/11
Steals	-	3, vs. Dartmouth, 1/22/11
Minutes	3, at Boston College, 12/29/11	18, twice

Matt Brown's Career Statistics

	GP	GS	Min	Avg	FG	FGA	Pct	3FG	3FGA	Pct	FT	FTA	Pct	Off	Def	Tot	Avg	PF	FO	Ast	TO	Blk	Stl	Pts	Avg
2010-11	21	0	182	8.7	10	24	.417	6	16	.375	3	5	.600	1	15	16	0.8	14	0	5	8	0	7	29	1.4
2011-12	7	0	12	1.7	1	2	.500	0	1	.000	0	0	.000	0	1	1	0.1	2	0	0	0	1	0	2	0.3
TOTAL	28	0	194	6.9	11	26	.423	6	17	.353	3	5	.600	1	16	17	0.6	16	0	5	8	1	7	31	1.1



Tom Hamel

34

Sophomore • Forward • 6-9, 235
Methuen, Mass. • Phillips Andover

Junior (2011-12)

Played in victory against Utah at Battle 4 Atlantis (Nov. 24).

Freshman (2010-11)

Appeared in five contests ... Made first collegiate appearance in win over Holy Cross (Nov. 17) ... Grabbed two rebounds against MIT (Dec. 31) ... Collected a board in victory at Columbia (Feb. 19).

Background

Earned three varsity letters in basketball, two in baseball and one in football at Phillips Andover ... Winner of Yale Bowl, awarded to Phillips Andover senior who demonstrates the highest proficiency in scholarship and athletics ... Cum Laude Society ... Student Council ... Habitat for Humanity ... Interested in reading, movies and traveling.

Hamel 2011-12 Game-By-Game


Opponent	FG	3FG	FT	REB	PF	A	TO	B	S	TP	Min
MIT	DNP										
at Holy Cross	DNP										
at Loyola Marymount	DNP										
vs. Utah%	0-0	0-0	0	0	0	0	0	0	0	0	1
vs. Florida State%	DNP										
vs. Central Florida%	DNP										
at Vermont	DNP										
SEATTLE	DNP										
at Connecticut	DNP										
at Boston University	DNP										
FLORIDA ATLANTIC	DNP										
at Boston College	DNP										
SAINT JOSEPH'S	DNP										
at Fordham	DNP										
DARTMOUTH*	DNP										
at Monmouth	DNP										
GEORGE WASHINGTON	DNP										
at Dartmouth*	DNP										
at Yale*	DNP										
at Brown*	DNP										
CORNELL*	DNP										
COLUMBIA*	DNP										
at Penn*	DNP										
at Princeton*	DNP										
BROWN*	DNP										
YALE*	DNP										
PRINCETON*	DNP										
PENN*	DNP										
at Columbia*	DNP										
at Cornell*	DNP										
% - Battle 4 Atlantis											

Hamel Season & Career Highs

	2011-12 Season High	Career High
Field Goals	-	-
Field Goal Att.	-	1, vs. Fordham, 12/1/10
Field Goal Pct.	-	-
3-Point FG	-	-
3-Point FG Att	-	-
3-Point FG Pct.	-	-
Free Throws	-	-
Free Throw Att.	-	-
Free Throw Pct.	-	-
Points	-	-
Rebounds	-	2, vs. MIT, 12/31/10
Assists	-	-
Blocks	-	-
Steals	-	-
Minutes	1, vs. Utah, 11/24/11	2, three times

Tom Hamel's Career Statistics

	GP	GS	Min	Avg	FG	FGA	Pct	3FG	3FGA	Pct	FT	FTA	Pct	Off	Def	Tot	Avg	PF	FO	Ast	TO	Blk	Stl	Pts	Avg
2010-11	5	0	8	1.6	0	1	.000	0	0	.000	0	0	.000	0	3	3	0.6	2	0	0	2	0	0	0	0.0
2011-12	1	0	1	1.0	0	0	.000	0	0	.000	0	0	.000	0	0	0	0.0	0	0	0	0	0	0	0	0.0
TOTAL	6	0	9	1.5	0	1	.000	0	0	.000	0	0	.000	0	3	3	0.5	2	0	0	2	0	0	0	0.0



Ugo Okam

55

Sophomore • Center • 7-0, 245
Clermont, Fla. • Montverde Academy

Sophomore (2011-2012)

Has appeared in three games.

Freshman (2010-2011)

Played in 14 contests ... Has made six blocks on the season ... Blocked three shots and was 3-of-3 from the field for six points in win over Holy Cross (Nov. 17) ... Had two points on a dunk and a rebound in 12 minutes against Fordham (Dec. 1) ... Assisted on a basket against WPI (Dec. 7) ... Dished out an assist at No. 4 Connecticut (Dec. 22) ... Handed out an assist, blocked a shot and grabbed a rebound against MIT (Dec. 31) ... Came down with a rebound in win at George Washington (Jan. 15) ... Grabbed a board against Penn (March 4).

Background

Was high school teammate of Steve Moundou-Missi ... Three-year starter at center at Montverde Academy ... Came to Montverde Academy before this sophomore year after starting high school career in Nigeria ... Captained the squad in 2009-10 ... National Honor Society ... French Honor Society ... Graduated summa cum laude ... Brother, Brian, is a center on the Appalachian State basketball team ... Brother, Fleming, played basketball at Southwestern University, 2008-10.

Okam 2011-12 Game-By-Game


Opponent	FG	3FG	FT	REB	PF	A	TO	B	S	TP	Min
MIT	0-0	0-0	0-0	0	0	0	0	0	0	0	5
at Holy Cross	DNP										
at Loyola Marymount	DNP										
vs. Utah%	0-1	0-0	0	0	1	0	0	0	0	0	2
vs. Florida State%	DNP										
vs. Central Florida%	DNP										
at Vermont	DNP (Injured)										
SEATTLE	DNP										
at Connecticut	DNP										
at Boston University	DNP										
FLORIDA ATLANTIC	DNP										
at Boston College	DNP										
SAINT JOSEPH'S	DNP										
at Fordham	DNP										
DARTMOUTH*	DNP										
at Monmouth	DNP										
GEORGE WASHINGTON	DNP										
at Dartmouth*	DNP										
at Yale*	0-0	0-0	0-0	0	0	0	0	0	0	0	1
at Brown*	DNP										
CORNELL*	DNP										
COLUMBIA*	DNP										
at Penn*	DNP										
at Princeton*	DNP										
BROWN*	DNP										
YALE*	DNP										
PRINCETON*	DNP										
PENN*	DNP										
at Columbia*	DNP										
at Cornell*	DNP										
% - Battle 4 Atlantis											

Okam Season & Career Highs

	2011-12 Season High	Career High
Field Goals	-	3, vs. Holy Cross, 11/17/10
Field Goal Att.	1, vs. Utah, 11/24/11	3, vs. Holy Cross, 11/17/10
Field Goal Pct.	-	1.000 twice
3-Point FG	-	-
3-Point FG Att	-	-
3-Point FG Pct.	-	-
Free Throws	-	-
Free Throw Att.	-	-
Free Throw Pct.	-	-
Points	-	6, vs. Holy Cross, 11/17/10
Rebounds	-	2, vs. Holy Cross 11/17/10
Assists	-	1, three times
Blocks	-	3, vs. Holy Cross, 11/17/10-
Steals	-	-
Minutes	5, vs. MIT, 11/11/11	12, vs. Fordham, 12/1/10

Ugo Okam's Career Statistics

	GP	GS	Min	Avg	FG	FGA	Pct	3FG	3FGA	Pct	FT	FTA	Pct	Off	Def	Tot	Avg	PF	FO	Ast	TO	Blk	Stl	Pts	Avg
2010-11	14	0	57	4.1	4	7	.571	0	0	.000	0	3	.000	3	7	10	0.7	13	0	3	8	6	0	8	0.6
2011-12	3	0	8	2.7	0	1	.000	0	0	.000	0	0	.000	0	0	0	0.0	0	0	0	0	0	0	0	0.0
TOTAL	17	0	65	3.8	4	8	.500	0	0	.000	0	3	.000	3	7	10	0.6	13	0	3	8	6	0	8	0.5



Laurent Rivard

0

Sophomore • Guard • 6-5, 215

Saint-Bruno, Que. • Northfield Mount Hermon (Mass.)

Sophomore (2011-12)

Has played in all 30 games, starting 15 during sophomore season ... Is third on team with 9.7 points per game overall and 8.6 points per contest in Ivy games ... Is shooting 39.0 percent from beyond the arc (60-of-154) ... Has made at least one 3-pointer in 25 of 30 games this season ... Has reached double figures in scoring in 11 games this year ... Buried 4-of-6 treys and was 6-of-10 from the field for 16 points against MIT (Nov. 11) ... Led Harvard with 20 points, hitting 5-of-8 3-pointers and 7-of-12 shots overall, at Loyola Marymount (Nov. 19) ... Made two threes, went 4-of-4 from the line and finished with 12 points at Vermont (Dec. 1) ... Scored 14 points, making six free throws against Seattle (Dec. 4) ... Drained two 3-pointers at No. 9 Connecticut (Dec. 8) ... Made a career-high six treys, scoring 18 points and grabbing four rebounds at Boston University (Dec. 10) ... Tallied 18 points, making four treys, at Boston College (Dec. 29) ... Netted 16 points, going 4-of-10 from long distance and played a season-high 36 minutes, getting the start at Monmouth (Jan. 10) ... Made three 3-pointers and was 5-of-5 from the foul line, finishing with 16 points against George Washington (Jan. 14) ... Went 6-of-6 from the free throw line and was 5-of-8 from the floor for a team-high 18 points at Yale (Jan. 27) ... Made 5-of-9 shots, including 3-of-7 from long distance for 16 points and added a career-high three steals against Cornell (Feb. 3) ... Sank five baskets and hit eight free throws for 20-point effort against Columbia (Feb. 4) ... Netted eight points, making two treys, against Penn (Feb. 25).

Freshman (2010-11)

Averaged 88.3 percent from the foul line during rookie season ... Was third among Ivy League rookies in scoring (11.0 points per game) ... Played in all 29 games ... Made at least three 3-pointers in nine games this season ... Drained at least one trey for 15 straight games (Nov. 17-Jan. 8) ... Scored in double figures in 16 games this season ... Averaged 9.9 ppg in Ivy contests ... Named preseason Ivy League Newcomer of the Year by Lindy's ... Netted 21 points, making 5-of-8 from long distance, while coming down with three rebounds against Fordham (Dec. 1) ... Buried five treys for second straight game and came down with five rebounds at Michigan (Dec. 4) ... Tabbed Ivy League Rookie of the Week Dec. 6 ... Scored 15 points, making five shots from the floor and was 4-for-4 from the line in win over Boston University (Dec. 11) ... Made two treys, scored 12 points and blocked a shot at No. 4 Connecticut (Dec. 22) ... Hit several key baskets down the stretch and finished with 18 points, shooting 5-of-7 from the field and 6-of-6 from the line, against Monmouth (Dec. 29) ... Tallied 17 points, hitting five baskets, and dished out a career-best four assists against MIT (Dec. 31) ... Earned second Ivy Rookie of the Week honor Jan. 3 ... Scored a career-high 23 points, on seven field goals and three treys, in win at Boston College (Jan. 5) ... Scored all 16 of his points in the second half, shooting 3-of-4 from long distance, in win at George Washington (Jan. 15) ... Tabbed Ivy League Rookie of the Week for third time Jan. 17 ... Shot 5-of-8 from long distance en route to a 21-point effort against Penn (March 4).

Rivard 2011-12 Game-By-Game

Opponent	FG	3FG	FT	REB	PF	A	TO	B	S	TP	Min
MIT	6-10	4-6	0-0	2	0	2	0	0	2	16	25
at Holy Cross	1-2	0-1	0-0	0	3	2	0	0	1	2	25
at Loyola Marymount	7-12	5-8	1-1	4	2	3	1	0	0	20	24
vs. Utah%	2-6	2-5	0-0	1	0	0	1	0	1	6	18
vs. Florida State%	2-7	2-7	0-0	2	2	1	2	0	0	6	24
vs. Central Florida%	1-4	1-4	2-3	2	1	0	1	2	0	5	28
at Vermont	3-8	2-7	4-4	5	0	0	0	0	1	12	26
SEATTLE	3-8	2-7	6-7	1	0	0	3	0	0	14	23
at Connecticut	2-8	2-8	0-0	2	0	0	0	0	0	6	24
at Boston University	6-8	6-7	0-0	4	1	0	1	0	0	18	27
FLORIDA ATLANTIC	2-5	1-1	1-3	5	2	1	1	0	1	6	29
at Boston College	7-12	4-8	0-0	4	1	2	1	0	0	18	28
SAINT JOSEPH'S	1-3	0-1	2-2	0	1	0	2	0	1	4	22
at Fordham	2-10	1-8	1-3	3	2	3	2	0	2	6	25
DARTMOUTH*	3-8	3-7	0-0	2	1	1	0	0	1	9	26
at Monmouth	6-13	4-10	0-0	5	0	2	0	2	0	16	36
GEORGE WASHINGTON	4-5	3-4	5-5	3	1	2	2	0	0	16	34
at Dartmouth*	2-8	2-7	2-3	3	1	2	0	0	1	8	28
at Yale*	5-8	2-5	6-6	3	2	0	0	0	1	18	33
at Brown*	1-3	1-2	4-4	3	1	1	1	0	2	7	31
CORNELL*	5-9	3-7	3-4	1	2	0	2	0	3	16	22
COLUMBIA*	5-11	2-7	8-12	3	1	0	1	0	0	20	34
at Penn*	0-5	0-5	2-2	2	0	0	1	0	0	2	29
at Princeton*	2-7	0-3	0-0	4	3	3	0	0	0	4	26
BROWN*	2-6	1-3	0-0	2	0	0	1	0	0	5	23
YALE*	2-2	1-1	2-2	5	0	0	1	0	0	7	29
PRINCETON*	1-2	0-1	0-0	1	2	0	0	0	1	2	19
PENN*	3-6	2-4	0-0	3	0	0	2	0	0	8	18
at Columbia*	2-5	2-5	2-2	4	1	0	1	0	0	8	24
at Cornell*	2-5	2-5	1-2	2	1	2	1	0	1	7	17

% - Battle 4 Atlantis

Rivard Season & Career Highs

	2011-12 Season High	Career High
Field Goals	7, twice	7, three times
Field Goal Att.	13, at Monmouth, 1/10/12	15, at Boston College, 1/5/11
Field Goal Pct.	1.000, vs. Yale, 2/18/12	1.000, vs. Yale, 2/18/12
3-Point FG	6, at Boston University, 12/10/11	6, at Boston University, 12/10/11
3-Point FG Att.	10, at Monmouth, 1/10/12	10, twice
3-Point FG Pct.	1.000, twice	1.000, vs. twice
Free Throws	8, vs. Columbia, 2/4/12	8, vs. Columbia, 2/4/12
Free Throw Att.	12, vs. Columbia, 2/4/12	12, vs. Columbia, 2/4/12
Free Throw Pct.	1.000, eight times	1.000, 23 times
Points	20, twice	23, at Boston College, 1/5/11
Rebounds	5, four times	6, at Brown, 2/25/11
Assists	3, three times	4, vs. MIT, 12/31/10
Blocks	2, twice	2, vs. Central Florida, 11/26/11
Steals	3, vs. Cornell, 2/3/12	3, vs. Cornell, 2/3/12
Minutes	36, at Monmouth, 1/10/12	37, vs. Dartmouth, 1/22/11

Laurent Rivard's Career Statistics

	GP	GS	Min	Avg	FG	FGA	Pct	3FG	3FGA	Pct	FT	FTA	Pct	Off	Def	Tot	Avg	PF	FO	Ast	TO	Blk	Stl	Pts	Avg
2010-11	30	1	755	25.2	101	233	.433	61	154	.396	68	77	.883	22	61	83	2.8	43	1	21	34	4	18	331	11.0
2011-12	30	15	777	25.9	90	206	.437	60	154	.390	52	65	.800	18	63	81	2.7	31	0	27	28	4	19	292	9.7
TOTAL	60	16	1532	25.5	191	439	.435	121	308	.393	120	142	.845	40	124	164	2.7	74	1	48	62	8	37	623	10.4



Max Hooper

5

Freshman • Guard • 6-6, 210

Carmel Valley, Calif. • Brewster Academy (N.H.)

Freshman (2011-12)

Has appeared in two games.

Background

Earned varsity letters in basketball at Brewster Academy, Mater Dei and Valley Christian High ... Received all-state honors all four seasons ... As a senior, named to Lora and Orange Holiday Classic all-tournament teams ... Tabbed All-Trinity League and All-California Interscholastic Federation (CIF) ... Honored on Pangos All-American camp all-star team and was recipient of Trent Tucker Award for best 3-point shooter in camp Named to California All-Ball is Life team and was honored on National Prep School Invitational all-tournament squad ... Helped Mater Dei to a 26-game win streak and established highest single season 3-point shooting percentage in school history (49.5 percent) ... Made 313 3-pointers during career at Mater Dei ... As a junior, was tabbed to West Catholic Athletic League (WCAL) team and was named to the San Jose Mercury News all-area team ... As a sophomore, was named Nor Cal Tip Off Classic MVP ... Three-time recipient of Scholar-Athlete Award ... Father, Chip, was a swimmer at Missouri State Other interests include art history and contemporary art ... Owns a basketball shoe collection of well over 300 pairs and maintains a detailed, catalogued collection..

Hooper 2011-12 Game-By-Game

Opponent	FG	3FG	FT	REB	PF	A	TO	B	S	TP	Min
MIT	0-1	0-1	0-0	0	0	0	0	0	0	0	2
at Holy Cross	DNP										
at Loyola Marymount	DNP										
vs. Utah%	0-0	0-0	0-0	0	0	0	0	0	0	0	2
vs. Florida State%	DNP										
vs. Central Florida%	DNP										
at Vermont	DNP										
SEATTLE	DNP										
at Connecticut	DNP										
at Boston University	DNP										
FLORIDA ATLANTIC	DNP										
at Boston College	DNP										
SAINT JOSEPH'S	DNP										
at Fordham	DNP										
DARTMOUTH*	DNP										
at Monmouth	DNP										
GEORGE WASHINGTON	DNP										
at Dartmouth*	DNP										
at Yale*	DNP										
at Brown*	DNP										
CORNELL*	DNP (Injured)										
COLUMBIA*	DNP (Injured)										
at Penn*	DNP										
at Princeton*	DNP										
BROWN*	DNP										
YALE*	DNP										
PRINCETON*	DNP										
PENN*	DNP										
at Columbia*	DNP										
at Cornell*	DNP										
% - Battle 4 Atlantis											

Hooper Season & Career Highs

2011-12 Season and Career High

Field Goals	-
Field Goal Att.	1, vs. MIT, 11/11/11
Field Goal Pct.	-
3-Point FG	-
3-Point FG Att	1, vs. MIT, 11/11/11
3-Point FG Pct.	-
Free Throws	-
Free Throw Att.	-
Free Throw Pct.	-
Points	-
Rebounds	-
Assists	-
Blocks	-
Steals	-
Minutes	2, twice

Max Hooper's Career Statistics

	GP	GS	Min	Avg	FG	FGA	Pct	3FG	3FGA	Pct	FT	FTA	Pct	Off	Def	Tot	Avg	PF	FO	Ast	TO	Blk	Stl	Pts	Avg
2011-12	2	0	4	2.0	0	1	.000	0	1	.000	0	0	.000	0	0	0	0.0	0	0	0	0	0	0	0	0.0
TOTAL	2	0	4	2.0	0	1	.000	0	1	.000	0	0	.000	0	0	0	0.0	0	0	0	0	0	0	0	0.0



Corbin Miller

22

Freshman • Guard • 6-2, 180
Sandy, Utah. • Brighton

Freshman (2011-12)

Has played in 27 contests ... Making 45.6 percent of 3-point attempts (26-of-57) ... Averaged 4.7 points per game in Ivy contests ... Hit a trey in career debut against MIT (Nov. 11) ... Tallied 13 points, making 5-of-6 from the field, including 3-of-3 from long distance, against Utah at Battle 4 Atlantis (Nov. 24) ... Made two field goals and finished with five points in only four minutes against Central Florida at Battle 4 Atlantis championship (Nov. 26) ... Drained four 3-pointers and finished with 12 points in 13 minutes at Boston College (Dec. 29) ... Went 5-of-6 from the floor, hitting 3-of-4 3-pointers for a team-high 13 points at Dartmouth (Jan. 21) ... Scored a career-high 17 points, draining three treys, in 22 minutes of action at Penn (Feb. 10) ... Nailed two 3-pointers, tallying eight points at Princeton (Feb. 11) ... Drilled three treys against Brown (Feb. 17).

Background

Received four varsity letters at Brighton High ... Served as team captain during junior and senior seasons ... Was named all-state three times ... Tied state record for most 3-pointers made in one game, making eight treys in back-to-back contests ... Honored as Student of the Trimester on two occasions ... Has volunteered in his church youth organizations since 2005 ... Grandfather, Larry Miller, played basketball at UNLV ... Father, Bret Miller, was a basketball player at Bellevue and BYU-Hawaii ... Cousin, Nathan Miller, was a member of the Weber State basketball team.

Miller 2011-12 Game-By-Game


Opponent	FG	3FG	FT	REB	PF	A	TO	B	S	TP	Min
MIT	1-3	1-2	0-0	1	0	0	3	0	0	3	18
at Holy Cross	0-0	0-0	0-0	0	0	0	0	0	0	0	4
at Loyola Marymount	0-1	0-0	0-0	0	0	0	0	0	0	0	2
vs. Utah%	5-6	3-3	0-0	1	0	0	0	0	0	13	15
vs. Florida State%	0-0	0-0	0-0	1	0	0	0	0	0	0	1
vs. Central Florida%	2-2	1-1	0-0	0	1	0	1	0	0	5	4
at Vermont	1-1	1-1	0-0	0	1	0	1	0	0	3	3
SEATTLE	1-3	1-3	0-0	0	0	0	0	0	0	3	7
at Connecticut	0-0	0-0	0-0	0	0	0	0	0	0	0	1
at Boston University	0-0	0-0	0-0	0	1	1	0	0	0	0	5
FLORIDA ATLANTIC	1-3	1-3	0-0	1	0	1	0	0	0	3	14
at Boston College	4-5	4-5	0-0	2	1	0	0	0	1	12	13
SAINT JOSEPH'S	1-2	1-2	0-0	0	0	0	0	0	0	3	9
at Fordham	0-4	0-3	0-0	0	0	0	0	0	0	0	9
DARTMOUTH*	DNP (Injured)										
at Monmouth	DNP (Injured)										
GEORGE WASHINGTON	DNP (Injured)										
at Dartmouth*	5-6	3-4	0-0	1	0	0	0	0	0	13	17
at Yale*	1-4	1-1	2-2	0	0	1	1	0	1	5	17
at Brown*	0-1	0-0	0-0	0	0	0	0	0	0	0	8
CORNELL*	0-7	0-7	2-2	1	0	0	1	0	0	2	21
COLUMBIA*	0-0	0-0	0-0	0	1	1	0	0	0	0	13
at Penn*	5-10	3-7	4-6	0	1	1	0	0	0	17	22
at Princeton*	3-6	2-5	0-0	0	4	0	1	0	0	8	24
BROWN*	3-4	3-4	0-0	1	0	1	0	0	1	9	20
YALE*	2-7	1-3	0-0	3	2	1	0	0	0	5	20
PRINCETON*	0-1	0-1	0-0	1	0	1	0	0	0	0	8
PENN*	0-2	0-2	0-0	1	0	0	1	0	0	0	16
at Columbia*	1-1	0-0	0-0	0	0	0	0	0	0	2	13
at Cornell*	0-0	0-0	0-0	0	3	1	1	0	0	0	13

Miller Season & Career Highs

	2011-12 Season and Career High
Field Goals	5, three times
Field Goal Att.	10, at Penn, 2/10/12
Field Goal Pct.	1.000, three times
3-Point FG	4, at Boston College, 12/29/11
3-Point FG Att	7, two times
3-Point FG Pct.	1.000, three times
Free Throws	4, at Penn, 2/10/12
Free Throw Att.	6, at Penn, 2/10/12
Free Throw Pct.	1.000, twice
Points	17, at Penn, 2/10/12
Rebounds	3, vs. Yale, 2/18/12
Assists	1, seven times
Blocks	-
Steals	1, three times
Minutes	24, at Princeton, 2/11/12

Corbin Miller's Career Statistics

	GP	GS	Min	Avg	FG	FGA	Pct	3FG	3FGA	Pct	FT	FTA	Pct	Off	Def	Tot	Avg	PF	FO	Ast	TO	Blk	Stl	Pts	Avg
2011-12	27	0	320	11.9	36	79	.456	26	57	.456	8	10	.800	1	12	13	0.5	15	0	8	11	0	3	106	3.9
TOTAL	27	0	320	11.9	36	79	.456	26	57	.456	8	10	.800	1	12	13	0.5	15	0	8	11	0	3	106	3.9



Steve Moundou-Missi 14

Freshman • Forward • 6-5, 215

Clermont, Fla. • Montverde Academy (Fla.)

Freshman (2011-12)

Has appeared in all 30 games ... Averaged 5.6 points and 4.1 rebounds per game in Ivy League play ... Grabbed five rebounds and hit three baskets for six points in career debut against MIT (Nov. 11) ... Added six points on 3-of-4 shooting at Holy Cross (Nov. 15) ... Came down with seven boards against Utah at Battle 4 Atlantis (Nov. 24) ... Had five rebounds in win over No. 20 Florida State at Battle 4 Atlantis (Nov. 25) ... Scored six points and added four boards against Central Florida at Battle 4 Atlantis championship (Nov. 26) ... Hit four three throws and finished with eight points and six rebounds against Seattle (Dec. 4) ... Scored six points in only eight minutes of action at Monmouth (Jan. 10) ... Went 7-of-7 from the field, making his first-career 3-pointer and finished with a career-best 16 points in 19 minutes against George Washington (Jan. 14) ... Scored nine points, grabbed four rebounds, made three steals and rejected two shots at Dartmouth (Jan. 21) ... Scored 10 points, draining five field goals, and made three steals at Yale (Jan. 27) ... Came down with a career-high 10 rebounds and blocked two shots at Brown (Jan. 28) ... Tabbed Ivy Rookie of the Week Jan. 30 ... Went 7-of-7 from the line and scored nine points against Cornell (Feb. 3) ... Made three baskets, finishing with nine points and eight rebounds at Penn (Feb. 10) ... Made a career-high four blocked shots, scored 14 points and grabbed six boards against Brown (Feb. 17).

Background

Was high school teammate of Ugo Okam at Montverde Academy ... Is a native of Yaounde, Cameroon ... Earned three varsity letters ... Captained team as a senior ... Earned ESPN Rise All-America second-team honors ... Named Lake County Player of the Year as a senior ... Helped team finished second at 2010 ESPN National High School Invitational tournament ... AP Scholar ... Won 2010 mathfax (math competition) national championship ... Father, Jean Paul, and mother, Annette, both played for the Cameroon national basketball team in the 1980s ... Other interests include listening to music and playing soccer.

Moundou-Missi 2011-12 Game-By-Game


Opponent	FG	3FG	FT	REB	PF	A	TO	B	S	TP	Min
MIT	3-7	0-0	0-0	5	2	0	1	1	2	6	25
at Holy Cross	3-4	0-0	0-2	2	0	0	1	0	0	6	13
at Loyola Marymount	0-0	0-0	1-2	3	1	1	1	0	0	1	12
vs. Utah%	2-7	0-1	0-0	7	1	2	0	0	1	4	18
vs. Florida State%	1-2	0-0	2-6	5	3	0	0	0	0	4	18
vs. Central Florida%	1-1	0-0	4-6	4	2	0	0	0	0	6	10
at Vermont	1-1	0-0	0-0	1	1	0	0	0	0	2	6
SEATTLE	2-6	0-0	4-5	6	3	0	1	1	0	8	27
at Connecticut	1-2	0-0	0-0	0	0	0	1	0	0	2	6
at Boston University	0-0	0-0	0-0	1	1	0	2	0	0	0	4
FLORIDA ATLANTIC	2-2	0-0	0-1	2	1	0	0	0	0	4	11
at Boston College	0-1	0-0	0-0	2	0	0	1	0	0	0	3
SAINT JOSEPH'S	0-1	0-0	0-0	1	0	0	0	0	0	0	11
at Fordham	1-4	0-0	0-0	3	1	0	0	0	1	2	10
DARTMOUTH*	0-1	0-0	0-0	0	1	0	0	1	0	0	4
at Monmouth	2-3	0-0	2-3	2	0	0	0	0	0	6	8
GEORGE WASHINGTON	7-7	1-1	1-1	3	2	0	0	0	2	16	19
at Dartmouth*	4-7	0-0	1-3	4	3	0	3	2	3	9	24
at Yale*	5-8	0-0	0-0	5	2	0	1	1	3	10	17
at Brown*	3-6	0-0	0-0	10	2	0	1	2	0	6	19
CORNELL*	1-2	0-0	7-7	4	1	0	0	1	1	9	23
COLUMBIA*	0-1	0-0	1-2	4	3	0	3	1	0	1	12
at Penn*	3-6	0-0	3-4	8	0	1	1	0	1	9	21
at Princeton*	0-1	0-0	0-0	0	3	0	1	0	0	0	7
BROWN*	4-5	0-0	6-8	6	1	1	1	4	1	14	18
YALE*	2-5	0-0	0-0	3	3	0	0	0	0	4	21
PRINCETON*	2-4	0-0	0-3	6	1	0	2	1	0	4	17
PENN*	1-2	0-0	2-2	1	2	1	2	1	1	4	14
at Columbia*	2-4	0-0	2-2	3	1	0	2	0	0	6	14
at Cornell*	0-1	0-1	2-2	4	0	0	1	0	1	2	9
% - Battle 4 Atlantis											

Moundou-Missi Season & Career Highs

Field Goals	2011-12 Season and Career High 7, vs. George Washington, 1/14/12
Field Goal Att.	8, at Yale, 1/17/12
Field Goal Pct.	1.000, four times
3-Point FG	1, vs. George Washington, 1/14/12
3-Point FG Att	1, twice
3-Point FG Pct.	1, vs. George Washington, 1/14/12
Free Throws	7, vs. Cornell, 2/3/12
Free Throw Att.	8, vs. Brown, 2/17/12
Free Throw Pct.	1.000, five times
Points	16, vs. George Washington, 1/14/12
Rebounds	10, at Brown, 1/28/12
Assists	2, vs. Utah, 11/24/11
Blocks	4, vs. Brown, 2/17/12
Steals	3, twice
Minutes	27, vs. Seattle, 12/4/11

Steve Moundou-Missi's Career Statistics

	GP	GS	Min	Avg	FG	FGA	Pct	3FG	3FGA	Pct	FT	FTA	Pct	Off	Def	Tot	Avg	PF	FO	Ast	TO	Blk	Stl	Pts	Avg
2011-12	30	0	420	14.0	54	102	.529	1	3	.333	38	59	.644	36	69	105	3.5	40	0	6	26	16	17	147	4.9
TOTAL	30	0	420	14.0	54	102	.529	1	3	.333	38	59	.644	36	68	105	3.5	40	0	6	26	16	17	147	4.9



Alex Nesbitt

2

Freshman • Guard • 6-1, 175
Chicago, Ill. • University of Chicago Labatory School


Freshman (2011-12)
Has appeared in two games.

Background
Earned two varsity letters in basketball at University of Chicago Laboratory School ... Captain squad as a senior ... Earned all-conference honors in 2011 ... Helped lead team to first regional championship in school history as a junior ... Illinois State Scholar ... National Achievement semifinalist ... Other interests include economics and technology.

Nesbitt 2011-12 Game-By-Game													
Opponent	FG	3FG	FT	REB	PF	A	TO	B	S	TP	Min		
MIT	DNP												
at Holy Cross	DNP												
at Loyola Marymount	DNP												
vs. Utah%	0-1	0-0	0-0	0	0	0	0	0	0	0	1		
vs. Florida State%	DNP												
vs. Central Florida%	DNP												
at Vermont	DNP												
SEATTLE	DNP												
at Connecticut	DNP												
at Boston University	DNP												
FLORIDA ATLANTIC	DNP												
at Boston College	DNP												
SAINT JOSEPH'S	DNP												
at Fordham	DNP												
DARTMOUTH*	DNP												
at Monmouth	DNP												
GEORGE WASHINGTON	0-1	0-0	0-0	0	1	0	0	0	0	0	2		
at Dartmouth*	DNP												
at Yale*	DNP												
at Brown*	DNP												
CORNELL*	DNP												
COLUMBIA*	DNP												
at Penn*	DNP												
at Princeton*	DNP												
BROWN*	DNP												
YALE*	DNP												
PRINCETON*	DNP												
PENN*	DNP												
at Columbia*	DNP												
at Cornell*	DNP												
% - Battle 4 Atlantis													

Nesbitt Season & Career Highs		2011-12 Season and Career High
Field Goals		-
Field Goal Att.		1, twice
Field Goal Pct.		-
3-Point FG		-
3-Point FG Att		-
3-Point FG Pct.		-
Free Throws		-
Free Throw Att.		-
Free Throw Pct.		-
Points		-
Rebounds		-
Assists		-
Blocks		-
Steals		-
Minutes		2, vs. George Washington, 1/14/12

Alex Nesbitt's Career Statistics																									
	GP	GS	Min	Avg	FG	FGA	Pct	3FG	3FGA	Pct	FT	FTA	Pct	Off	Def	Tot	Avg	PF	FO	Ast	TO	Blk	Stl	Pts	Avg
2011-12	2	0	3	1.5	0	2	.000	0	0	.000	0	0	.000	0	0	0	0.0	1	0	0	0	0	0	0	0.0
TOTAL	2	0	3	1.5	0	2	.000	0	0	.000	0	0	.000	0	0	0	0.0	1	0	0	0	0	0	0	0.0



Wesley Saunders

23

Freshman • Guard/Forward • 6-5, 215
Los Angeles, Calif. • Winward

Freshman (2011-12)

Has played in 29 games ... Dished out three assists and collected three boards in career debut against MIT (Nov. 11) ... Scored 10 points in only 17 minutes, shooting 4-of-4 from the field at Holy Cross (Nov. 15) ... Came down with four rebounds and blocked a shot at Loyola Marymount (Nov. 19) ... Made two baskets and three free throws for seven points in win over No. 20 Florida State at Battle 4 Atlantis (Nov. 25) ... Blocked two shots, made two steals and pulled down four rebounds at No. 9 Connecticut (Dec. 8) ... Went 4-of-4 from the line and had two rebounds against Dartmouth (Jan. 7) ... Netted seven points, hitting three baskets, and dishing out two assists at Monmouth (Jan. 10) ... Sank two buckets for four points at Yale (Jan. 27) ... Sank two baskets and went 4-of-4 from the line for eight points, while grabbing four rebounds against Cornell (Feb. 3) ... Hit three baskets and finished with nine points against Brown (Feb. 17) ... Went 5-of-6 from the floor, scoring 10 points against Penn (Feb. 25) ... Dished out a career-high five assists in regular-season finale at Cornell (March 3).

Background

Lettered in basketball and volleyball at Windward High ... Served as basketball captain during senior year ... Averaged 20.2 points and 10 rebounds per game during senior season ... Helped team win Division IV state basketball title ... Named All-California Interscholastic Federation (CIF) Southern Section Division IV-AA Co-Player of the Year ... Tabbed to 2011 Parade Magazine All-American third team ... Nominated to 2011 McDonald's All-America team ... Honored as Cal-Hi Sports State Player of the Year (CIF Division IV) ... Selected to Los Angeles Times 2011 All-Star team ... As a junior, was the recipient of the John R. Wooden High School player of the Year Award (CIF Division V) ... Named to all-state first team ... Honored as Olympic League MVP ... As a sophomore, helped Windward win state championship for Division V, scoring 21 points in the final ... Has volunteered with Habitat for Humanity ... Father, Ed Saunders, played defensive back at Iowa and graduated in 1977 ... Uncle, John Saunders, played professional football with the Los Angeles Rams and was drafted in the fourth round in 1972 ... Other interests include reading, chess, board games, collecting shoes and music.

Saunders 2011-12 Game-By-Game

Opponent	FG	3FG	FT	REB	PF	A	TO	B	S	TP	Min
MIT	1-1	0-0	0-1	3	0	3	1	1	0	2	10
at Holy Cross	4-4	0-0	2-3	0	2	2	3	1	2	10	17
at Loyola Marymount	0-1	0-0	1-2	4	0	1	2	1	0	1	18
vs. Utah%	0-0	0-0	1-2	2	2	3	2	0	0	1	18
vs. Florida State%	2-3	0-0	3-4	3	2	0	3	0	1	7	18
vs. Central Florida%	0-1	0-0	3-4	2	2	0	1	0	1	3	13
at Vermont	1-1	0-0	0-0	1	3	0	2	1	1	3	15
SEATTLE	0-1	0-0	2-2	3	2	0	0	0	1	2	18
at Connecticut	1-3	0-0	2-2	4	3	2	1	2	2	4	21
at Boston University	0-	0-0	3-4	0	2	3	2	0	0	3	13
FLORIDA ATLANTIC	0-0	0-0	4-4	1	0	1	0	0	0	4	3
at Boston College	0-3	0-0	0-0	1	3	0	0	0	0	0	10
SAINT JOSEPH'S	0-1	0-0	0-0	3	1	0	1	0	0	0	6
at Fordham	1-1	0-0	1-2	0	0	1	0	0	0	3	7
DARTMOUTH*	0-0	0-0	4-4	2	1	1	0	0	1	4	18
at Monmouth	3-6	0-0	1-2	2	1	2	2	0	0	7	26
GEORGE WASHINGTON	0-1	0-0	2-2	2	1	1	2	0	0	2	22
at Dartmouth*	0-1	0-0	0-0	1	0	1	1	0	1	0	5
at Yale*	2-3	0-0	0-0	1	1	0	2	1	0	4	13
at Brown*	0-0	0-0	0-0	0	1	0	0	0	0	0	3
CORNELL*	2-4	0-0	4-4	4	1	2	2	0	0	8	16
COLUMBIA*	0-0	0-0	0-0	0	0	0	0	0	0	0	7
at Penn*	0-0	0-0	0-0	0	0	0	1	0	0	0	3
at Princeton*	DNP										
BROWN*	3-5	0-0	3-3	1	1	1	0	0	0	9	14
YALE*	0-0	0-0	0-0	0	1	0	0	0	0	0	2
PRINCETON*	0-1	0-0	1-2	1	1	2	0	0	0	1	15
PENN*	5-6	0-0	0-0	2	1	2	2	0	1	10	22
at Columbia*	2-5	0-0	3-5	2	0	3	0	1	0	7	28
at Cornell*	1-1	0-0	2-3	1	1	5	4	0	1	4	25

% - Battle 4 Atlantis


Saunders Season & Career Highs

2011-12 Season and Career High

Field Goals	5, vs. Penn, 2/25/12
Field Goal Att.	6, twice
Field Goal Pct.	1.000, five times
3-Point FG	-
3-Point FG Att	-
3-Point FG Pct.	-
Free Throws	4, three times
Free Throw Att.	5, at Columbia, 3/2/12
Free Throw Pct.	1.000, seven times
Points	10, twice
Rebounds	4, three times
Assists	3, three times
Blocks	1, four times
Steals	2, twice
Minutes	28, at Columbia, 3/2/12

Wesley Saunders's Career Statistics

	GP	GS	Min	Avg	FG	FGA	Pct	3FG	3FGA	Pct	FT	FTA	Pct	Off	Def	Tot	Avg	PF	FO	Ast	TO	Blk	Stl	Pts	Avg
2011-12	29	0	406	14.0	28	53	.528	0	0	.000	42	55	.764	18	28	46	1.6	33	0	36	34	8	12	98	3.4
TOTAL	29	0	406	14.0	28	53	.528	0	0	.000	42	55	.764	18	28	46	1.6	33	0	36	34	8	12	98	3.4



Kenyatta Smith

25

Freshman • Center • 6-8, 260

Sun Valley, Calif. • Flintridge Preparatory School

Freshman (2011-12)

Has appeared in eight games ... Blocked a shot, came down with a rebound and hit a free throw in collegiate debut against MIT (Nov. 11) ... Scored first career basket, grabbed two rebounds and blocked a shot at Boston University (Dec. 10).

Background

Member of basketball and volleyball teams at Flintridge Preparatory School ... Served as captain of both teams ... Two-time Flintridge Athlete of the Year ... Was twice named Prep League MVP ... All-area Player of the Year in 2011 ... John R. Wooden Player of the Year for California Interscholastic Federation Southern Section Division V ... All-CIF Division V-AA Player of the Year ... All-state Division V first team ... Led team to consecutive Prep League titles ... Holds school records for most season and career points, rebounds and blocks ... Two-time MVP and all-league for volleyball ... Named to All-CIF team in 2010 ... Member of Key Club and Leo Club volunteer organizations ... Has volunteered with the Special Olympics ... Enjoys collecting sports memorabilia.

Smith 2011-12 Game-By-Game

Opponent	FG	3FG	FT	REB	PF	A	TO	B	S	TP	Min
MIT	0-0	0-0	1-2	1	1	0	1	1	0	1	4
at Holy Cross	DNP										
at Loyola Marymount	DNP										
vs. Utah%	0-0	0-0	0-0	1	0	0	0	0	0	0	1
vs. Florida State%	DNP										
vs. Central Florida%	DNP										
at Vermont	DNP										
SEATTLE	DNP										
at Connecticut	0-0	0-0	0-0	0	0	0	0	0	0	0	1
at Boston University	1-1	0-0	0-0	2	1	0	0	1	0	2	2
FLORIDA ATLANTIC	DNP										
at Boston College	0-0	0-0	0-0	0	2	0	2	0	0	0	4
SAINT JOSEPH'S	DNP										
at Fordham	DNP										
DARTMOUTH*	DNP										
at Monmouth	DNP										
GEORGE WASHINGTON	0-0	0-0	0-0	0	2	0	1	0	0	0	2
at Dartmouth*	DNP										
at Yale*	0-0	0-0	0-0	0	1	0	1	0	0	0	2
at Brown*	DNP										
CORNELL*	DNP										
COLUMBIA*	DNP										
at Penn*	DNP										
at Princeton*	DNP										
BROWN*	0-0	0-0	0-0	0	1	0	0	0	0	0	1
YALE*	DNP										
PRINCETON*	DNP (Injured)										
PENN*	DNP (Injured)										
at Columbia*	DNP (Injured)										
at Cornell*	DNP (Injured)										
% - Battle 4 Atlantis											

Smith Season & Career Highs

Field Goals	2011-12 Season and Career High
Field Goal Att.	1, at Boston University, 12/10/11
Field Goal Pct.	1, at Boston University, 12/10/11
3-Point FG	1,000, at Boston University, 12/10/11
3-Point FG Att	-
3-Point FG Pct.	-
Free Throws	-
Free Throw Att.	1, vs. MIT, 11/11/11
Free Throw Pct.	2, vs. MIT, 11/11/11
Points	.500, vs. MIT, 11/11/11
Rebounds	1, vs. MIT, 11/11/11
Assists	2, at Boston University, 12/10/11
Blocks	-
Steals	1, at Boston University, 12/10/11
Minutes	-
	4, twice

Kenyatta Smith's Career Statistics

	GP	GS	Min	Avg	FG	FGA	Pct	3FG	3FGA	Pct	FT	FTA	Pct	Off	Def	Tot	Avg	PF	FO	Ast	TO	Blk	Stl	Pts	Avg
2011-12	8	0	17	2.1	1	1	1.000	0	0	.000	1	2	.500	0	4	4	0.5	8	0	0	5	2	0	3	0.4
TOTAL	8	0	16	2.1	1	1	1.000	0	0	.000	1	2	.500	0	4	4	0.5	8	0	0	5	2	0	3	0.4



Jonah Travis

24

Freshman • Forward • 6-6, 225
Minneapolis, Minn. • De La Salle

Freshman (2011-12)

Has appeared in 29 games ... Has recorded one double-double on the season ... Made two baskets, dished out two assists and made a steal at Loyola Marymount (Nov. 19) ... Came down with six rebounds and finished with five points against Utah at Battle 4 Atlantis (Nov. 24) ... Hit two baskets on road at Vermont (Dec. 1) ... Scored a career-high 19 points and grabbed a career-best 10 points for a double-double on 6-of-8 shooting in only 19 minutes against Seattle (Dec. 4) ... Tabbed Ivy Rookie of the Week Dec. 5 ... Came down with six rebounds at Boston University (Dec. 10) ... Made both baskets and was 3-of-3 from the foul line for seven points in 10 minutes against George Washington (Jan. 14) ... Made all four foul shots, finishing with six points at Brown (Jan. 28) ... Scored five points and collected four boards against Brown (Feb. 17).

Background

Earned varsity letters in basketball, cross country and track & field at De La Salle ... Captained basketball and cross country squads ... Earned first-team All-Metro honors ... Tabbed all-conference three times ... Named to all-state first team ... Two-time Star Tribune Player of the Week ... Named to St. Paul Pioneer Press all-city team ... Other interests include chess, fishing and swimming.

Travis 2011-12 Game-By-Game

Opponent	FG	3FG	FT	REB	PF	A	TO	B	S	TP	Min
MIT	0-2	0-0	1-2	0	2	0	0	0	0	1	3
at Holy Cross	0-1	0-0	0-0	0	1	0	0	0	0	0	4
at Loyola Marymount	2-3	0-0	0-0	2	1	2	0	0	1	4	5
vs. Utah%	1-3	0-0	3-4	6	0	0	1	0	1	5	17
vs. Florida State%	0-3	0-0	2-2	2	1	0	1	0	1	2	11
vs. Central Florida%	0-0	0-0	0-0	2	0	0	0	0	0	0	3
at Vermont	2-3	0-0	0-0	1	2	0	2	0	0	4	10
SEATTLE	6-8	0-0	7-9	10	1	3	2	0	2	19	19
at Connecticut	1-1	0-0	1-2	2	1	0	0	0	0	3	7
at Boston University	0-2	0-0	0-1	6	2	0	1	1	0	0	8
FLORIDA ATLANTIC	0-0	0-0	0-0	0	0	0	2	1	0	0	3
at Boston College	0-1	0-0	1-2	2	0	0	0	0	0	1	5
SAINT JOSEPH'S	1-2	0-0	0-0	0	2	0	0	0	0	2	4
at Fordham	0-0	0-0	0-0	1	0	0	0	0	0	0	5
DARTMOUTH*	1-1	0-0	1-2	3	2	0	1	0	0	3	10
at Monmouth	0-0	0-0	0-0	1	1	0	1	0	0	0	4
GEORGE WASHINGTON	2-2	0-0	3-3	1	2	0	2	0	0	7	10
at Dartmouth*	0-0	0-0	2-2	0	1	2	0	1	1	0	6
at Yale*	0-2	0-0	0-0	2	1	0	0	0	0	0	7
at Brown*	1-2	0-0	4-4	2	0	1	1	0	0	6	7
CORNELL*	0-0	0-0	1-3	0	1	0	0	0	0	1	9
COLUMBIA*	0-1	0-0	0-0	0	0	0	0	0	0	0	2
at Penn*	0-1	0-0	0-0	0	0	0	0	0	0	0	2
at Princeton*	0-0	0-0	0-0	1	1	0	1	1	1	0	4
BROWN*	2-2	0-0	1-2	4	0	0	3	1	0	5	15
YALE*	1-2	0-0	2-2	1	1	0	1	1	0	4	7
PRINCETON*	0-0	0-0	0-0	0	0	0	1	0	0	0	2
PENN*	0-0	0-0	0-0	0	1	0	0	0	1	0	2
at Columbia*	0-0	0-0	0-0	1	1	0	0	0	0	0	3
at Cornell*	DNP										
% - Battle 4 Atlantis											

Travis Season & Career Highs

2011-12 Season and Career High

Field Goals	6, vs. Seattle, 12/4/11
Field Goal Att.	8, vs. Seattle, 12/4/11
Field Goal Pct.	1.000, four times
3-Point FG	-
3-Point FG Att.	-
3-Point FG Pct.	-
Free Throws	7, vs. Seattle, 12/4/11
Free Throw Att.	9, vs. Seattle, 12/4/11
Free Throw Pct.	1.000, five times
Points	19, vs. Seattle, 12/4/11
Rebounds	10, vs. Seattle, 12/4/11
Assists	3, vs. Seattle, 12/4/11
Blocks	1, seven times
Steals	2, vs. Seattle, 12/4/11
Minutes	19, vs. Seattle, 12/4/11

Jonah Travis's Career Statistics

	GP	GS	Min	Avg	FG	FGA	Pct	3FG	3FGA	Pct	FT	FTA	Pct	Off	Def	Tot	Avg	PF	FO	Ast	TO	Blk	Stl	Pts	Avg
2011-12	29	0	194	6.7	20	42	.476	0	0	.000	29	40	.725	22	28	50	1.7	25	0	6	21	7	6	69	2.4
TOTAL	29	0	194	6.7	20	42	.476	0	0	.000	29	40	.725	22	28	50	1.7	25	0	6	21	7	6	69	2.4



Official Basketball Box Score -- Game Totals -- Final Statistics MIT vs Harvard 11/11/11 7 p.m. at Cambridge, Mass. (Lavietes Pavilion)

MIT 49 • 0-0

#	Player		Total	3-Ptr	Rebounds										
			FG-FGA	FG-FGA	FT-FTA	Off	Def	Tot	PF	TP	A	TO	Bk	Stl	Min
21	Will Tashman	f	7-10	0-0	2-2	2	9	11	5	16	5	4	2	0	33
34	Noel Hollingsworth	f	5-12	0-1	0-2	1	3	4	2	10	0	3	0	0	34
03	Jamie Karraker	g	0-2	0-2	0-0	0	0	0	0	0	0	0	1	0	12
04	Mitchell Kates	g	3-8	0-3	2-2	1	2	3	2	8	3	6	0	1	33
31	Billy Bender	g	1-2	1-1	4-4	0	3	3	3	7	2	1	0	1	29
11	David Bender	g	0-0	0-0	0-0	0	0	0	0	0	0	1	0	0	1
12	Paul Dawson	g	1-3	1-2	0-0	0	1	1	0	3	1	2	0	0	28
20	Anni Lehto	g	0-0	0-0	0-0	0	1	1	0	0	0	0	0	0	2
22	Daniel McCue	g	1-1	1-1	0-0	0	0	0	0	3	0	1	0	0	8
23	Nicholas Prus	g	0-0	0-0	0-0	0	1	1	0	0	0	0	0	0	1
24	Matt Redfield	g	0-1	0-0	0-0	0	0	0	1	0	0	1	0	0	4
25	Dennis Levene	g	1-2	0-1	0-0	0	1	1	1	2	0	1	0	2	9
32	Willi Dickson	g	0-0	0-0	0-0	0	0	0	0	0	0	1	0	0	2
45	Andrew Acker	g	0-0	0-0	0-0	0	1	1	1	0	0	0	0	0	4
	Team					2	3	5							
Totals			19-41	3-11	8-10	6	25	31	15	49	11	22	2	4	200
FG % 1st Half: 8-21			38.1%	2nd half: 11-20		55.0%	Game: 19-41		46.3%	Deadball Rebounds 1					
3FG % 1st Half: 2-5			40.0%	2nd half: 1-6		16.7%	Game: 3-11		27.3%						
FT % 1st Half: 4-4			100.0%	2nd half: 4-6		66.7%	Game: 8-10		80.0%						

Harvard 76 • 1-0

#	Player		Total		3-Ptr		Rebounds								
			FG-FGA	FG-FGA	FT-FTA	Off	Def	Total	PF	TP	A	TO	Bk	Stl	Min
30	Casey, Kyle	f	4-6	0-0	3-4	1	4	5	3	11	0	0	3	0	19
44	Wright, Keith	f	6-12	0-0	1-2	2	2	4	1	13	0	0	1	0	23
10	Curry, Brandyn	g	2-5	0-2	0-0	0	1	1	1	4	0	3	0	2	18
11	McNally, Oliver	g	5-7	2-4	0-0	0	0	0	0	12	5	0	0	2	30
15	Webster, Christian	g	3-7	1-4	0-0	0	1	1	2	7	0	0	0	0	12
00	Rivard, Laurent	g	6-10	4-6	0-0	0	2	2	0	16	2	0	0	2	25
05	Hooper, Max	g	0-1	0-1	0-0	0	0	0	0	0	0	0	0	0	2
12	Georgatos, Jeff	g	0-0	0-0	0-0	0	0	0	0	0	0	0	0	0	3
14	Moundou-Missi, Steve	g	3-7	0-0	0-0	2	3	5	2	6	0	1	1	2	25
21	Giger, Dee	g	0-1	0-1	0-0	0	0	0	0	0	0	0	0	1	3
22	Miller, Corbin	g	1-3	1-2	0-0	0	1	1	0	3	0	3	0	0	18
23	Saunders, Wesley	g	1-1	0-0	0-1	1	2	3	0	2	3	1	1	0	10
24	Travis, Jonah	g	0-2	0-0	1-2	0	0	0	2	1	0	0	0	0	3
25	Smith, Kenyatta	g	0-0	0-0	1-2	0	1	1	1	0	1	1	0	0	4
55	Okam, Ugo	g	0-0	0-0	0-0	0	0	0	0	0	0	0	0	0	5
Team						0	0	0							
Totals			31-58	8-21	6-11	6	17	23	12	76	13	6	9	10	200
FG % 1st Half: 16-32		50.0%	2nd half: 15-26		57.7%	Game: 31-58		53.4%	Deadball Rebounds 1						
3FG % 1st Half: 2-7		28.6%	2nd half: 6-14		42.9%	Game: 8-21		38.1%							
FT % 1st Half: 3-4		75.0%	2nd half: 3-7		42.9%	Game: 6-11		54.5%							

Officials: Roberto Marquez, Lee Marelli, Kevin Hart
Technical fouls: MIT-None. Harvard-None.
Attendance: 2195

MIT ranked No. 10 in Division III
Game counts towards Harvard's record but an exhibition for MIT per DIII rules

Score by periods		1st	2nd	Total
MIT		22	27	49
Harvard		37	39	76

Last FG - MIT 2nd-01:32, HARV 2nd-00:04.
Largest lead - MIT None, HARV by 31 2nd-05:55.

	In	Off	2nd	Fast	Bench
Points	22	4	6	0	8
MIT					
HARV	40	37	8	12	29

Score tied - 3 times.
Lead changed - 0 times.

Official Basketball Box Score -- Game Totals -- Final Statistics Harvard vs Holy Cross 11/15/11 7:00 p.m. at Hart Center, Worcester, Mass.

Harvard 73 • 2-0

#	Player		Total		3-Ptr		Rebounds			PF	TP	A	TO	Bk	Stl	Min
			FG-FGA	FG-FGA	FT-FTA	Off	Def	Total								
15	Christian Webster	f	0-2	0-1	0-0	0	0	0	2	0	0	1	0	0	0	17
30	Kyle Casey	f	6-10	2-2	2-4	2	2	4	3	16	0	5	2	1	27	27
44	Keith Wright	c	6-13	0-0	3-4	7	3	10	2	15	0	4	0	2	25	25
10	Brandyn Curry	g	3-6	0-1	4-5	0	2	2	2	10	5	1	1	4	36	36
11	Oliver McNally	g	3-9	1-4	7-7	1	3	4	0	14	3	0	0	1	32	32
00	Laurent Rivard	g	1-2	0-1	0-0	0	0	0	3	2	2	0	0	1	25	25
14	Steve Moundou-Missi	g	3-4	0-0	0-2	0	2	2	0	6	0	1	0	0	13	13
22	Corbin Miller	g	0-0	0-0	0-0	0	0	0	0	0	0	0	0	0	4	4
23	Wesley Saunders	g	4-4	0-0	2-3	0	0	0	2	10	2	3	1	2	17	17
24	Jonah Travis	g	0-1	0-0	0-0	0	0	0	1	0	0	0	0	0	4	4
Team						2	0	2								
Totals			26-51	3-9	18-25	12	12	24	15	73	12	15	4	11	200	200
FG % 1st Half: 11-24			45.8%	2nd half: 15-27			55.6%	Game: 26-51			51.0%	Deadball Rebounds				
3FG % 1st Half: 2-4			50.0%	2nd half: 1-5			20.0%	Game: 3-9			33.3%	4				
FT % 1st Half: 10-14			71.4%	2nd half: 8-11			72.7%	Game: 18-25			72.0%					

Holy Cross 64 • 0-2

#	Player		Total		3-Ptr		Rebounds			PF	TP	A	TO	Bk	Stl	Min
			FG-FGA	FG-FGA	FT-FTA	Off	Def	Total								
10	R.J. Evans	f	5-11	1-2	2-2	1	1	2	2	13	3	0	1	2	36	
35	Eric Obeyesekere	f	1-2	0-1	0-0	2	0	2	1	2	0	1	1	0	15	
50	Dave Dudzinski	c	3-6	0-1	0-0	3	5	8	5	6	1	0	4	0	24	
02	Devin Brown	g	7-12	2-4	1-2	0	2	2	3	17	1	7	0	1	31	
03	Justin Burrell	g	2-6	0-1	2-2	1	0	1	2	6	2	6	0	0	26	
13	Malcolm Miller	g	0-0	0-0	0-0	0	0	0	1	0	0	1	0	0	12	
20	Dee Goens	g	2-2	1-1	3-4	1	0	1	1	8	2	2	0	2	19	
32	Jordan Stevens	g	1-3	0-1	0-0	0	0	3	3	1	2	1	0	0	17	
43	Taylor Abt	g	2-2	1-1	0-0	0	1	1	5	5	0	2	0	0	8	
44	Phil Beans	g	2-5	1-1	0-2	3	2	5	5	5	2	2	2	0	12	
Team						3	0	3								
Totals				25-49	6-13	8-12	14	14	28	26	64	12	21	8	6	200
FG % 1st Half: 15-27			55.6%	2nd half: 10-22			45.5%	Game: 25-49			51.0%	Deadball Rebounds 2,2				
3FG % 1st Half: 3-6			50.0%	2nd half: 3-7			42.9%	Game: 6-13			46.2%					
FT % 1st Half: 1-4			25.0%	2nd half: 7-8			87.5%	Game: 8-12			66.7%					

Officials: Evon Burroughs, William Laubenstein, Bill McCarthy
Technical fouls: Harvard-None. Holy Cross-None.
Attendance: 1892

Score by periods		1st	2nd	Total
Harvard		34	39	73
Holy Cross		34	30	64

Last FG - HARV 2nd-01:10, HC 2nd-00:11.
Largest lead - HARV by 15 2nd-04:02, HC by 6 1st-02:27.

Score tied - 4 times.
Lead changed - 10 times.

Official Basketball Box Score -- Game Totals -- Final Statistics Harvard vs LMU Lions 11/19/11 6:30 p.m. at Los Angeles, CA (Gersten Pavilion)

Harvard 77 • 3-0

#	Player		Total			Rebounds			PF	TP	A	TO	Bk	Stl	Min
			FG-FGA	FG-FGA	FT-FTA	Off	Def	Total							
30	Casey, Kyle	f	6-10	1-3	1-1	1	5	6	2	14	1	0	0	1	30
44	Wright, Keith	f	7-9	0-0	1-2	1	5	6	2	15	0	2	2	0	30
10	Curry, Brandyn	g	4-0	0-2	4-4	0	3	3	4	4	4	3	0	0	25
11	McNally, Oliver	g	4-8	2-6	6-6	0	4	4	4	16	4	4	0	0	33
15	Webster, Christian	g	1-5	0-2	0-0	1	2	3	2	2	2	3	0	1	21
00	Rivard, Laurent		7-12	5-8	1-1	1	3	4	2	20	3	1	0	0	24
14	Moundou-Missl, Steve		0-0	0-0	1-2	2	1	3	1	1	1	1	0	0	12
22	Miller, Corbin		0-1	0-0	0-0	0	0	0	0	0	0	0	0	0	2
23	Saunders, Wesley		0-1	0-0	1-2	2	2	4	0	1	1	2	1	0	18
24	Travis, Jonah		2-3	0-0	0-0	1	1	2	1	4	2	0	0	1	5
	Team					2	4	6							
	Totals		27-53	8-21	15-18	11	30	41	18	77	18	16	3	3	200
	FG % 1st Half:	15-31	48.4%	2nd half:	12-22	54.5%	Game:	27-53	50.9%						Deadball
	3FG % 1st Half:	5-13	38.5%	2nd half:	3-8	37.5%	Game:	8-21	38.1%						Rebounds
	FT % 1st Half:	2-2	100.0	2nd half:	13-16	81.3%	Game:	15-18	83.3%						1



Official Basketball Box Score -- Game Totals -- Final Statistics

Florida State vs Harvard

11/25/11 4:30 p.m. at Atlantis, Paradise Island, Bahamas

Florida State 41 • 5-1

#	Player	Total		3-Ptr		Rebounds			PF	TP	A TO Blk Stl				Min
		FG-FGA	FT-FTA	FG-FGA	FT-FTA	Off	Def	Tot			A	TO	Blk	Stl	
05	James, Bernard	f	2-8	0-0	1-2	3	3	6	3	5	0	3	3	2	32
10	White, Okaro	f	1-2	0-0	0-0	0	3	3	4	2	0	1	0	0	20
01	Gibson, Xavier	c	3-8	0-0	0-2	1	5	6	2	6	1	2	2	4	20
03	Loucks, Luke	g	4-7	0-0	0-0	0	0	0	3	8	4	4	0	1	35
21	Snaer, Michael	g	4-9	2-3	0-0	1	3	4	3	10	0	1	0	0	30
04	Dulkys, Deividas		2-6	1-5	0-1	0	2	2	3	5	0	2	0	4	29
12	Peterson, Jeff		0-3	0-0	0-0	0	2	2	2	0	0	2	0	0	13
15	Shannon, Terrance		1-3	0-0	2-3	0	1	1	0	4	0	1	1	2	13
50	Kreft, Jon		0-1	0-0	1-2	0	2	2	1	1	0	0	1	0	8
Team						1	3	4							
Totals			17-47	3-8	4-10	6	24	30	21	41	5	16	7	13	200

FG % 1st Half: 5-24 20.8% 2nd half: 12-23 52.2% Game: 17-47 36.2% Deadball Rebounds 1
3FG % 1st Half: 0-2 0.0% 2nd half: 3-6 50.0% Game: 3-8 37.5%
FT % 1st Half: 4-7 57.1% 2nd half: 0-3 0.0% Game: 4-10 40.0%

Harvard 46 • 5-0

#	Player	Total		3-Ptr		Rebounds			PF	TP	A TO Blk Stl				Min
		FG-FGA	FT-FTA	FG-FGA	FT-FTA	Off	Def	Tot			A	TO	Blk	Stl	
30	Casey, Kyle	f	1-4	0-1	2-2	0	4	4	3	4	0	6	0	0	20
44	Wright, Keith	f	2-4	0-0	1-1	2	6	8	4	5	0	0	1	0	22
10	Curry, Brandyn	g	1-8	1-2	3-5	0	3	3	1	6	5	1	0	5	31
11	McNally, Oliver	g	1-3	1-3	4-4	1	5	6	0	7	3	2	0	1	36
15	Webster, Christian	g	1-9	1-6	0-0	1	1	2	1	3	0	2	0	2	27
00	Rivard, Laurent		2-7	2-7	0-0	0	2	2	2	6	1	2	0	0	24
14	Moundou-Missi, Steve		2-3	0-0	2-6	1	4	5	3	6	0	0	0	0	18
22	Miller, Corbin		0-0	0-0	0-0	0	1	1	0	0	0	0	0	0	2
23	Saunders, Wesley		2-3	0-0	3-4	2	1	3	2	7	0	3	0	1	18
24	Travis, Jonah		0-3	0-0	2-2	2	0	2	1	2	0	1	0	1	11
Team						2	2	4							
Totals			12-44	5-19	17-24	11	29	40	17	46	9	17	1	10	200

FG % 1st Half: 3-23 13.0% 2nd half: 9-21 42.9% Game: 12-44 27.3% Deadball Rebounds 4
3FG % 1st Half: 2-12 16.7% 2nd half: 3-7 42.9% Game: 5-19 26.3%
FT % 1st Half: 6-10 60.0% 2nd half: 11-14 78.6% Game: 17-24 70.8%

Officials: Joe DeRosa, John Hampton, Kevin Mathis

Technical fouls: Florida State-None. Harvard-None.

Attendance: 2394

Battle 4 Atlantis - Game 6

Imperial Arena at Atlantis

Score by periods			1st	2nd	Total
Florida State			14	27	41
Harvard			14	32	46

Points		In	Off	2nd	Fast	Bench
FS	Paint	26	8	3	8	10
HARV	Paint	14	17	7	2	21

Last FG - FS 2nd-00:06, HARV 2nd-00:57.
Largest lead - FS by 3 1st-03:36, HARV by 8 2nd-06:23.

Score tied - 4 times.
Lead changed - 6 times.

Official Basketball Box Score -- Game Totals -- Final Statistics

Harvard vs UCF

11/26/11 4:30 p.m. at Atlantis, Paradise Island, Bahamas

Harvard 59 • 6-0

#	Player	Total		3-Ptr		Rebounds			PF	TP	A TO Blk Stl				Min
		FG-FGA	FT-FTA	FG-FGA	FT-FTA	Off	Def	Tot			A	TO	Blk	Stl	
30	Casey, Kyle	f	4-8	0-0	7-12	3	6	9	5	15	2	1	1	0	24
44	Wright, Keith	f	4-6	0-0	4-6	0	7	7	3	12	0	0	1	0	31
10	Curry, Brandyn	g	2-5	0-2	2-2	0	3	3	3	6	2	4	1	1	34
11	McNally, Oliver	g	0-3	0-2	1-2	1	3	4	1	5	2	0	0	1	32
15	Webster, Christian	q	2-7	2-4	0-0	2	0	2	2	6	0	2	1	0	21
00	Rivard, Laurent		1-4	1-4	2-3	1	1	2	1	5	0	1	2	0	28
14	Moundou-Missi, Steve		1-1	0-0	4-6	0	4	4	2	6	0	0	0	0	10
22	Miller, Corbin		2-2	1-1	0-0	0	0	0	1	5	0	1	0	0	4
23	Saunders, Wesley		0-1	0-0	3-4	0	2	2	2	3	0	1	0	1	13
24	Travis, Jonah		0-0	0-0	0-0	0	2	2	0	0	0	0	0	0	3
Team						1	2	3							
Totals			16-37	4-14	23-35	8	30	38	23	59	9	13	6	3	200

FG % 1st Half: 12-22 54.5% 2nd half: 4-15 26.7% Game: 16-37 43.2% Deadball Rebounds 5
3FG % 1st Half: 4-9 44.4% 2nd half: 0-5 0.0% Game: 4-14 28.6%
FT % 1st Half: 5-9 55.6% 2nd half: 18-26 69.2% Game: 23-35 65.7%

UCF 49 • 4-2

#	Player	Total		3-Ptr		Rebounds			PF	TP	A TO Blk Stl				Min
		FG-FGA	FT-FTA	FG-FGA	FT-FTA	Off	Def	Tot			A	TO	Blk	Stl	
00	DAYS, Rod	f	0-0	0-0	0-0	0	0	0	0	0	0	1	0	0	3
33	CLANTON, Keith	f	5-16	1-5	1-3	4	4	8	4	12	3	2	1	0	34
10	McCOMBS, Dwight	c	1-1	0-0	0-2	1	1	2	1	2	0	0	0	0	13
05	JORDAN, Marcus	g	4-15	0-5	2-4	0	3	3	2	10	1	0	0	1	38
32	SYKES, Isaiah	g	4-9	0-0	1-4	5	2	7	4	9	0	2	0	1	27
01	SPURLOCK, Tristan		4-9	0-1	1-2	0	4	4	5	9	0	0	1	0	21
13	JORDAN, Jeff		1-2	0-0	2-3	0	0	0	3	4	2	0	0	2	27
21	GAYNOR, P.J.		1-5	0-0	1-2	2	2	4	3	3	0	0	0	1	22
22	WILSON, Kasey		0-0	0-0	0-0	0	0	0	1	0	0	0	0	0	0+
24	CRITTLE, Josh		0-3	0-0	0-3	3	2	5	3	0	0	0	0	0	15
Team						2	2	4							
Totals			20-60	1-11	8-23	17	20	37	26	49	6	5	2	6	200

FG % 1st Half: 7-28 25.0% 2nd half: 13-32 40.6% Game: 20-60 33.3% Deadball Rebounds 8
3FG % 1st Half: 0-5 0.0% 2nd half: 1-6 16.7% Game: 1-11 9.1%
FT % 1st Half: 4-9 44.4% 2nd half: 4-14 28.6% Game: 8-23 34.8%

Officials: Mike Stuart, Andrew Walton, Keith Kimble

Technical fouls: Harvard-None. UCF-None.

Attendance: 2752

Battle 4 Atlantis - Game 10 (Championship Game)

Imperial Arena at Atlantis

Score by periods			1st	2nd	Total
Harvard			33	26	59
UCF			18	31	49

Points		In	Off	2nd	Fast	Bench
HARV	Paint	22	3	8	0	19
UCF	Paint	34	19	14	4	16

Last FG - HARV 2nd-06:43, UCF 2nd-00:38.
Largest lead - HARV by 19 2nd-18:15, UCF None.

Score tied - 0 times.
Lead changed - 0 times.

Official Basketball Box Score -- Game Totals -- Final Statistics

Harvard vs Vermont

12/01/11 7:00 pm at Burlington, Vt. - Patrick Gym

Harvard 55 • 7-0

#	Player	Total		3-Ptr		Rebounds			PF	TP	A TO Blk Stl				Min
		FG-FGA	FT-FTA	FG-FGA	FT-FTA	Off	Def	Tot			A	TO	Blk	Stl	
10	Curry, Brandyn	*	2-6	1-1	1-2	0	2	2	3	6	7	2	2	1	35
11	McNally, Oliver	*	0-3	0-1	2-4	0	1	1	2	2	1	1	0	0	27
15	Webster, Christian	*	1-2	1-2	0-0	0	2	2	1	3	0	2	0	0	22
30	Casey, Kyle	*	3-4	0-1	2-2	0	5	5	3	8	1	2	2	1	27
44	Wright, Keith	*	6-11	0-0	1-3	2	6	8	1	13	1	1	2	0	29
00	Rivard, Laurent		3-8	2-7	4-4	0	5	5	0	12	0	0	0	1	26
14	Moundou-Missi, Steve		1-1	0-0	0-0	0	1	1	1	2	0	0	0	0	6
22	Miller, Corbin		1-1	1-1	0-0	0	0	0	1	3	0	1	0	0	3
23	Saunders, Wesley		1-1	0-0	0-0	0	1	1	3	2	0	2	1	1	15
24	Travis, Jonah		2-3	0-0	0-0	0	1	1	2	4	0	2	0	0	10
Team						1	1	2							
Totals			20-40	5-13	10-15	3	25	28	17	55	10	15	7	4	200

FG % 1st Half: 14-23 60.9% 2nd half: 6-17 35.3% Game: 20-40 50.0% Deadball Rebounds 3
3FG % 1st Half: 4-7 57.1% 2nd half: 1-6 16.7% Game: 5-13 38.5%
FT % 1st Half: 4-4 100.0 2nd half: 6-11 54.5% Game: 10-15 66.7%

Vermont 48 • 4-3

#	Player		Total		3-Ptr		Rebounds			PF	TP	A TO Blk Stl				Min
			FG-FGA	FT-FTA	FG-FGA	FT-FTA	Off	Def	Tot			A	TO	Blk	Stl	
12	Carissimo, Sandro	*	3-6	0-0	0-0	0	1	1	0	6	0	0	1	3	28	
20	Bald, Brendan	*	0-8	0-1	1-2	0	1	1	1	1	0	2	0	0	22	
23	Voelkel, Brian	*	0-1	0-0	0-3	0	1	1	1	0	2	2	0	0	15	
34	Glass, Matt	*	3-9	0-3	1-2	0	2	2	3	7	2	2	0	0	32	
42	Crenca, Ben	*	2-4	0-0	0-0	1	5	6	3	4	0	1	0	0	16	
02	Apfeld, Luke		4-5	0-0	1-2	4	2	6	4	9	0	0	0	0	20	
04	McGlynn, Four		5-13	3-6	2-2	0	1	1	1	15	0	0	0	0	29	
14	Elbaum, Josh		0-3	0-0	2-2	1	2	3	4	2	2	2	0	0	27	
30	Bergmann, Pat		0-1	0-0	2-2	1	0	1	1	2	0	0	0	0	3	
31	Rugg, Clancy		1-1	0-0	0-0	1	1	2	1	2	0	0	1	0	8	
	Team					3	2	5				1				
	Totals		18-51	3-10	9-15	11	18	29	19	48	6	10	2	3	200	



Official Basketball Box Score -- Game Totals -- Final Statistics
Harvard vs Connecticut
12/8/11 7:00 p.m. at Harry A. Gampel Pavilion Storrs, Conn.

Harvard 53 • 8-1

#	Player	Total		3-Ptr		Rebounds			PF	TP	A TO Blk Stl				Min
		FG-FGA	FG-FGA	FT-FTA	Off Def Tot	PF	TP	A TO Blk Stl							
30	Casey, Kyle	f	4-9	2-3	2-2	0	5	5	2	12	0	1	1	1	33
44	Wright, Keith	f	3-10	0-0	3-4	3	2	5	2	9	0	1	0	0	30
10	Curry, Brandyn	g	1-6	0-2	2-4	0	2	3	4	6	2	0	0	1	29
11	McNally, Oliver	g	2-3	1-2	0-0	0	2	2	1	5	4	3	0	0	24
15	Webster, Christian	g	3-8	2-6	0-0	2	1	3	0	8	2	1	0	1	24
00	Rivard, Laurent	g	2-8	2-8	0-0	0	2	2	0	6	0	0	0	0	24
14	Moundou-Missi, Steve	g	1-2	0-0	0-0	0	0	0	0	2	0	1	0	0	6
22	Miller, Corbin	g	0-0	0-0	0-0	0	0	0	0	0	0	0	0	0	1
23	Saunders, Wesley	g	1-3	0-0	2-2	2	2	4	3	4	2	1	2	2	21
24	Travis, Jonah	g	1-1	0-0	1-2	1	1	2	1	3	0	0	0	0	7
25	Smith, Kenyatta	g	0-0	0-0	0-0	0	0	0	0	0	0	0	0	0	1
Team					1	2	3				1				
Totals			18-50	7-21	10-14	9	19	28	12	53	14	11	3	5	200

FG % 1st Half: 10-24 41.7% 2nd half: 8-26 30.8% Game: 18-50 36.0% Deadball Rebounds 3
 3FG % 1st Half: 4-10 40.0% 2nd half: 3-11 27.3% Game: 7-21 33.3%
 FT % 1st Half: 4-6 66.7% 2nd half: 6-8 75.0% Game: 10-14 71.4%

Connecticut 67 • 8-1

#	Player	Total		3-Ptr		Rebounds			PF	TP	A TO Blk Stl				Min
		FG-FGA	FG-FGA	FT-FTA	Off Def Tot	PF	TP	A TO Blk Stl							
22	SMITH, Roscoe	f	1-2	0-1	0-0	0	3	3	1	2	0	0	1	0	17
34	ORIAKHI, Alex	f	2-5	0-0	1-2	2	4	6	0	5	0	1	0	0	22
12	DRUMMOND, Andre	c	6-7	0-0	0-0	1	3	4	3	12	0	1	1	0	25
03	LAMB, Jeremy	g	6-13	3-7	3-4	0	7	7	1	18	1	1	0	3	37
13	NAPIER, Shabazz	g	3-10	1-3	2-2	0	1	1	1	9	7	2	0	4	37
02	DANIELS, DeAndre	g	1-3	1-1	0-0	1	0	1	0	3	0	1	0	0	5
05	GILFEY, Niels	g	0-1	0-0	0-0	0	1	1	0	0	0	0	0	0	5
10	OLANDER, Tyler	g	3-4	1-1	0-2	3	3	6	3	7	3	0	1	1	27
11	BOATRIGHT, Ryan	g	4-10	1-1	2-2	2	0	2	2	11	3	2	1	0	25
Team					2	2	4								
Totals			26-55	7-14	8-12	11	24	35	11	67	14	8	4	8	200

FG % 1st Half: 12-30 40.0% 2nd half: 14-25 56.0% Game: 26-55 47.3% Deadball Rebounds 3
 3FG % 1st Half: 3-8 37.5% 2nd half: 4-6 66.7% Game: 7-14 50.0%
 FT % 1st Half: 3-4 75.0% 2nd half: 5-8 62.5% Game: 8-12 66.7%

Officials: John Cahill, Clarence Armstrong, Joe Lindsay
 Technical fouls: Harvard-None. Connecticut-None.
 Attendance: 10167

Score by periods	1st	2nd	Total
Harvard	28	25	53
Connecticut	30	37	67

Last FG - HARV 2nd-02:57, UCONN 2nd-02:38.
 Largest lead - HARV by 3 1st-17:53, UCONN by 16 2nd-12:18.

Score tied - 3 times.
 Lead changed - 3 times.

	In Paint	Off T/O	2nd Chance	Fast Break	Bench
Points HARV	18	7	0	6	15
Points UCONN	30	13	8	6	21

Official Basketball Box Score -- Game Totals -- Final Statistics
#24 Harvard vs Boston University
12/10/11 4 p.m. at Agganis Arena - Boston, Mass.

#24 Harvard 76 • 9-1

#	Player	Total		3-Ptr		Rebounds			PF	TP	A TO Blk Stl				Min
		FG-FGA	FG-FGA	FT-FTA	Off Def Tot	PF	TP	A TO Blk Stl							
30	Casey, Kyle	f	7-13	1-1	5-5	1	8	9	2	20	2	2	1	0	22
44	Wright, Keith	f	3-5	0-0	2-2	2	7	9	4	8	1	2	2	0	26
10	Curry, Brandyn	g	2-7	0-2	1-2	0	0	0	2	5	7	1	1	2	33
11	McNally, Oliver	g	1-2	0-1	2-2	0	0	0	3	4	3	1	1	2	26
15	Webster, Christian	g	6-10	2-4	0-0	1	3	4	1	14	2	0	0	0	31
00	Rivard, Laurent	g	6-8	6-7	0-0	0	4	4	1	18	0	1	0	0	27
03	Brown, Matt	g	1-1	0-0	0-0	0	0	0	1	2	0	0	1	0	2
12	Georgatos, Jeff	g	0-0	0-0	0-0	0	0	0	0	0	0	0	0	0	1
14	Moundou-Missi, Steve	g	0-0	0-0	0-0	0	1	1	1	0	0	2	0	0	4
22	Miller, Corbin	g	0-0	0-0	0-0	0	0	0	1	0	1	0	0	0	5
23	Saunders, Wesley	g	0-0	0-0	3-4	0	0	0	2	3	3	2	0	0	13
24	Travis, Jonah	g	0-2	0-0	0-1	4	2	6	2	0	0	1	1	0	8
25	Smith, Kenyatta	g	1-1	0-0	0-0	0	2	2	1	2	0	0	1	0	2
Team					3	1	4				1				
Totals			27-49	9-15	13-16	11	28	39	21	76	19	13	8	4	200

FG % 1st Half: 13-25 52.0% 2nd half: 14-24 58.3% Game: 27-49 55.1% Deadball Rebounds 1
 3FG % 1st Half: 5-10 50.0% 2nd half: 4-5 80.0% Game: 9-15 60.0%
 FT % 1st Half: 6-7 85.7% 2nd half: 7-9 77.8% Game: 13-16 81.3%

Boston University 52 • 4-6

#	Player	Total		3-Ptr		Rebounds			PF	TP	A TO Blk Stl				Min
		FG-FGA	FG-FGA	FT-FTA	Off Def Tot	PF	TP	A TO Blk Stl							
15	Morris, Dom	f	1-2	1-1	1-2	1	0	1	2	4	0	0	0	0	19
24	Robinson, Travis	f	0-4	0-2	0-0	0	2	2	1	0	0	1	0	1	24
25	Hazel, Patrick	f	3-8	0-0	4-5	5	4	9	1	10	0	3	2	0	22
01	Partin, Darryl	g	5-16	1-6	1-4	1	2	3	1	12	0	1	0	1	27
13	Irving, D.J.	g	1-5	0-1	2-5	0	0	0	1	4	5	0	0	0	31
02	Griffin, Matt	g	1-5	1-2	1-2	1	0	1	2	4	2	2	0	0	18
03	Chionuma, Zach	g	0-3	0-2	3-4	0	0	0	0	3	0	0	0	2	17
05	Terry Jr., Mike	g	0-2	0-1	0-0	0	1	1	0	0	0	1	0	1	8
14	Piotrowski, Mat	g	0-0	0-0	0-0	0	0	0	0	0	0	0	0	0	1
23	Kennedy, James	g	0-1	0-0	1-2	2	0	2	0	1	1	0	0	0	5
31	Thomas, Malik	g	3-5	2-3	0-0	1	1	2	3	8	0	1	2	1	10
32	Pelage, Jeff	g	3-4	0-0	0-1	3	0	3	4	6	0	0	0	2	17
43	Kurz, Chris	g	0-0	0-0	0-0	0	0	0	1	0	0	0	0	0	1
Team					4	2	6								
Totals			17-55	5-18	13-25	18	12	30	16	52	8	9	4	8	200

FG % 1st Half: 8-25 32.0% 2nd half: 9-30 30.0% Game: 17-55 30.9% Deadball Rebounds 4.1
 3FG % 1st Half: 2-5 40.0% 2nd half: 3-13 23.1% Game: 5-18 27.8%
 FT % 1st Half: 3-8 37.5% 2nd half: 10-17 58.8% Game: 13-25 52.0%

Officials: Tim Kelly, Jeffrey Smith, Kevin Ferguson
 Technical fouls: #24 Harvard-None. Boston University-None.
 Attendance: 3010

Score by periods	1st	2nd	Total
#24 Harvard	37	39	76
Boston University	21	31	52

	In Paint	Off T/O	2nd Chance	Fast Break	Bench
Points HARV	32	11	8	6	25
Points BOSTON	20	17	12	4	22

Last FG - HARV 2nd-00:05, BOSTONU 2nd-01:21.
 Largest lead - HARV by 29 2nd-03:15, BOSTONU by 3 1st-08:53.

Score tied - 4 times.
 Lead changed - 6 times.

Official Basketball Box Score -- Game Totals -- Final Statistics
Florida Atlantic vs Harvard
12/22/11 7 p.m. at Lavietes Pavilion

Florida Atlantic 51 • 4-8

#	Player	Total		3-Ptr		Rebounds			PF	TP	A TO Blk Stl				Min
		FG-FGA	FG-FGA	FT-FTA	Off Def Tot	PF	TP	A TO Blk Stl							
52	White, Kore	f	1-4	0-0	2-2	1	0	1	0	4	0	1	0	0	17
02	Taylor, Raymond	g	6-15	2-6	0-0	1	2	3	2	14	5	5	0	2	36
05	Tucker, Alex	g	1-6	0-1	0-0	0	1	1	4	2	0	1	0	1	24
26	Bertone, Pablo	g	2-7	0-3	0-1	0	1	1	2	4	0	3	0	0	26
31	Grier,Omari	g	1-7	1-6	0-0	0	1	1	1	3	2	0	0	1	35
01	Richardson, Shavar	g	2-4	0-1	2-2	0	0	0	2	6	0	1	0	0	17
04	Mattison, Andre	g	4-4	0-0	2-2	3	0	3	4	10	0	1	1	0	25
10	Mavin, Dennis	g	0-1	0-0	0-0	0	0	0	0	0	0	0	0	0	0
13	Floyd, Jelani	g	0-0	0-0	0-0	0	1	1	0	0	0	0	0	0	1
21	McCoy, Jordan	g	3-4	0-0	2-3	3	0	3	4	8	0	0	0	0	15
44	Penn, Kelvin	g	0-0	0-0	0-0	0	3	3	0	0	0	0	0	0	4
Team					1	2	3								
Totals			20-52	3-17	8-10	9	11	20	19	51	7	12	1	5	200

FG % 1st Half: 12-26 46.2% 2nd half: 8-26 30.8% Game: 20-52 38.5% Deadball Rebounds 0
 3FG % 1st Half: 1-6 16.7% 2nd half: 2-11 18.2% Game: 3-17 17.6%
 FT % 1st Half: 3-5 60.0% 2nd half: 5-5 100.0% Game: 8-10 80.0%

Harvard 63 • 10-1

#	Player	Total		3-Ptr		Rebounds			PF
---	--------	-------	--	-------	--	----------	--	--	----


Official Basketball Box Score -- Game Totals -- Final Statistics
George Washington vs Harvard
1/14/12 2 p.m. at Lavietes Pavilion
George Washington 48 • 6-11

#	Player	Total		3-Ptr		Rebounds			PF	TP	A TO Bk Stl				Min
		FG-FGA	FG-FGA	FG-FGA	FT-FTA	Off	Def	Tot							
12	PELLOM, David	f	3-7	0-0	1-2	1	0	1	2	7	0	1	1	1	30
30	MIKIC, Nemanja	f	1-2	0-0	0-0	1	2	3	1	2	0	4	0	0	20
34	KOPRIVA, John	f	0-2	0-0	0-0	0	2	2	3	0	0	1	0	1	13
03	TAYLOR, Tony	g	3-12	0-3	7-7	0	1	1	1	13	2	2	0	1	36
20	KROMAH, Lasan	g	4-9	0-2	4-5	2	0	2	2	12	0	1	0	0	21
00	SMITH, Dwayne	g	2-7	0-0	2-2	7	3	10	1	6	1	2	0	1	19
05	BYNES, Bryan	g	1-2	1-1	0-0	0	1	1	0	3	0	1	0	0	15
11	GUEST, Dan	g	0-3	0-0	0-0	0	0	0	1	0	0	0	0	0	10
13	EDWARDS, Jabari	g	0-2	0-0	0-0	0	0	0	5	0	1	0	0	0	14
15	WARE, Aaron	g	1-4	1-1	2-2	1	0	1	1	5	1	1	0	0	17
24	DAVIS, Jonathan	g	0-0	0-0	0-0	0	1	1	0	0	0	0	0	0	5
Team						2	1	3							
Totals			15-50	2-7	16-18	14	11	25	17	48	5	13	1	4	200
FG % 1st Half:		3-20	15.0%	2nd half:	12-30	40.0%	Game:	15-50	30.0%	Deadball Rebounds					
3FG % 1st Half:		1-5	20.0%	2nd half:	1-2	50.0%	Game:	2-7	28.6%	1					
FT % 1st Half:		6-7	85.7%	2nd half:	10-11	90.9%	Game:	16-18	88.9%						

Harvard 69 • 15-2

#	Player	Total		3-Ptr		Rebounds			PF	TP	A TO Bk Stl				Min
		FG-FGA	FG-FGA	FG-FGA	FT-FTA	Off	Def	Tot							
30	Casey, Kyle	f	2-5	0-0	3-5	0	3	3	4	7	0	2	2	1	20
44	Wright, Keith	f	4-4	0-0	3-4	0	8	8	1	11	1	3	2	0	29
00	Rivard, Laurent	g	4-5	3-4	5-5	0	3	3	1	16	2	2	0	0	34
10	Curry, Brandyn	g	3-8	0-1	0-0	1	0	1	2	6	7	0	0	2	26
11	McNally, Oliver	g	2-3	0-1	0-0	0	1	1	0	4	3	2	0	1	32
02	Nesbitt, Alex	g	0-1	0-0	0-0	0	0	0	1	0	0	0	0	0	2
03	Brown, Matt	g	0-1	0-1	0-0	0	1	1	0	0	0	0	0	0	2
14	Moundou-Missi, Steve	g	7-7	1-1	1-1	0	3	3	1	16	0	0	0	2	19
21	Giger, Dee	g	0-0	0-0	0-0	0	0	0	0	0	0	0	0	0	2
23	Saunders, Wesley	g	0-1	0-0	2-2	0	2	2	1	2	1	2	0	0	22
24	Travis, Jonah	g	2-2	0-0	3-3	0	1	1	2	7	0	2	0	0	10
25	Smith, Kenyatta	g	0-0	0-0	0-0	0	0	0	2	0	0	1	0	0	2
Team						2	0	2							
Totals			24-37	4-8	17-20	3	22	25	15	69	14	14	4	6	200
FG % 1st Half:		12-18	66.7%	2nd half:	12-19	63.2%	Game:	24-37	64.9%	Deadball Rebounds					
3FG % 1st Half:		2-4	50.0%	2nd half:	2-4	50.0%	Game:	4-8	50.0%	2					
FT % 1st Half:		7-8	87.5%	2nd half:	10-12	83.3%	Game:	17-20	85.0%						

Officials: Douglas Hooper, Victor Thomas, William Laubenstein

Technical fouls: George Washington-None. Harvard-Moundou-Missi, Steve.

Attendance: 2195

Harvard ranked 25th in ESPN/USA Today Coaches Poll

Score by periods	1st	2nd	Total
George Washington	13	35	48
Harvard	33	36	69

 Last FG - GW 2nd-00:03, HARV 2nd-02:13.
 Largest lead - GW None, HARV by 29 2nd-03:32.

 Score tied - 0 times.
 Lead changed - 0 times.

Official Basketball Box Score -- Game Totals -- Final Statistics
Harvard vs Dartmouth
1/21/12 7:00 at Leede Arena - Hanover, N.H.
Harvard 54 • 16-2, 2-0 Ivy

#	Player	Total		3-Ptr		Rebounds			PF	TP	A TO Bk Stl				Min
		FG-FGA	FG-FGA	FG-FGA	FT-FTA	Off	Def	Tot							
30	Casey, Kyle	f	3-6	0-0	1-1	1	4	5	1	7	0	1	1	0	15
44	Wright, Keith	f	2-7	0-0	0-0	1	6	7	4	4	2	3	1	1	28
00	Rivard, Laurent	g	2-8	2-7	2-3	2	1	3	1	8	2	0	0	1	28
10	Curry, Brandyn	g	0-4	0-2	0-0	1	0	1	1	0	5	1	0	0	29
11	McNally, Oliver	g	1-3	1-1	0-0	0	4	4	2	3	0	1	0	1	33
14	Moundou-Missi, Steve	g	4-7	0-0	1-3	1	3	4	3	9	0	3	2	3	24
15	Webster, Christian	g	3-4	2-3	0-0	1	1	2	2	8	0	1	0	0	15
22	Miller, Corbin	g	5-6	3-4	0-0	0	1	1	0	13	0	0	0	0	17
23	Saunders, Wesley	g	0-1	0-0	0-0	0	1	1	0	0	1	1	0	1	5
24	Travis, Jonah	g	0-0	0-0	2-2	0	0	0	1	2	0	1	1	0	6
Team						0	0	0							
Totals			20-46	8-17	6-9	7	21	28	15	54	10	12	5	7	200
FG % 1st Half:		8-23	34.8%	2nd half:	12-23	52.2%	Game:	20-46	43.5%	Deadball Rebounds					
3FG % 1st Half:		4-8	50.0%	2nd half:	4-9	44.4%	Game:	8-17	47.1%	1					
FT % 1st Half:		3-3	100.0	2nd half:	3-6	50.0%	Game:	6-9	66.7%						

Dartmouth 38 • 4-14, 0-2 Ivy

#	Player	Total		3-Ptr		Rebounds			PF	TP	A TO Bk Stl				Min
		FG-FGA	FG-FGA	FG-FGA	FT-FTA	Off	Def	Tot							
00	Golden, John	f	0-5	0-2	0-0	0	2	2	2	0	0	1	0	1	30
32	Maldunas, Gabas	f	3-6	0-0	0-0	1	6	7	1	6	2	5	0	1	30
33	Brooks, Jvonte	f	3-6	0-0	6-7	3	6	9	1	12	1	3	0	1	34
10	Trotter, Jabari	g	2-5	2-4	0-0	0	2	2	1	6	0	1	0	0	17
15	Griffin, R.J.	g	0-1	0-1	0-0	0	0	0	1	0	0	2	0	0	11
01	Melville, Tyler	g	4-9	2-3	0-0	2	0	2	3	10	2	0	0	0	16
20	Crecco, Kirk	g	1-1	0-0	0-2	1	1	2	0	2	0	1	0	0	7
22	McKearney, Mack	g	0-0	0-0	2-4	0	1	1	2	2	1	1	0	1	15
24	Rufful, David	g	0-5	0-4	0-0	0	2	2	1	0	0	3	0	1	27
25	Savolainen, Kirill	g	0-1	0-1	0-0	0	0	0	0	0	0	0	0	0	2
44	LaBove, Matt	g	0-2	0-0	0-0	2	1	3	1	0	0	0	0	0	11
Team						1	0	1							
Totals			13-41	4-15	8-13	10	21	31	13	38	6	17	0	5	200
FG % 1st Half:		6-19	31.6%	2nd half:	7-22	31.8%	Game:	13-41	31.7%	Deadball Rebounds					
3FG % 1st Half:		2-8	25.0%	2nd half:	2-7	28.6%	Game:	4-15	26.7%	2					
FT % 1st Half:		2-2	100.0	2nd half:	6-11	54.5%	Game:	8-13	61.5%						

Officials: Don Mcveoy, Victor Thomas, Carl Luciano

Technical fouls: Harvard-None. Dartmouth-None.

Attendance: 2100

Score by periods	1st	2nd	Total
Harvard	23	31	54
Dartmouth	16	22	38

Points	In Paint	Off T/O	2nd Chance	Fast Break	Bench
HARV	16	15	8	0	32
DART	10	5	9	2	14

 Last FG - HARV 2nd-02:48, DART 2nd-02:11.
 Largest lead - HARV by 21 2nd-05:34, DART by 6 1st-14:36.

 Score tied - 2 times.
 Lead changed - 1 time.

Official Basketball Box Score -- Game Totals -- Final Statistics
Harvard vs Yale
1/27/12 7:00 p.m. at John J. Lee Amphitheater
Harvard 65 • 17-2, 3-0 Ivy

#	Player		Total	3-Ptr		Rebounds									
			FG-FGA	FG-FGA	FT-FTA	Off	Def	Tot	PF	TP	A	TO	Blk	Stl	Min
30	Casey, Kyle	f	2-7	0-2	1-2	1	2	3	2	5	0	2	1	2	20
44	Wright, Keith	f	3-6	0-0	1-2	0	5	5	3	7	0	2	0	0	20
00	Rivard, Laurent	g	5-8	2-5	6-6	2	1	3	2	18	0	0	0	1	33
10	Curry, Brandyn	g	2-6	0-1	0-0	1	0	1	3	4	6	1	0	1	22
11	McNally, Oliver	g	2-3	2-3	0-0	0	4	4	0	6	4	0	0	1	27
03	Brown, Matt	g	0-0	0-0	0-0	0	0	0	0	0	0	0	0	0	2
12	Georgatos, Jeff	g	0-0	0-0	0-0	0	1	1	0	0	0	0	0	0	2
14	Moundou-Missi, Steve	g	5-8	0-0	0-0	1	4	5	2	10	0	1	1	3	17
15	Webster, Christian	g	1-4	0-1	2-2	0	3	3	0	4	0	0	0	0	16
21	Giger, Dee	g	1-2	0-0	0-0	0	0	0	0	2	0	0	0	1	1
22	Miller, Corbin	g	1-4	1-1	2-2	0	0	0	0	5	1	1	0	1	17
23	Saunders, Wesley	g	2-3	0-0	0-0	0	2	1	1	4	0	2	1	0	13
24	Aravis, Jonah	g	0-0	0-0	0-0	0	1	1	0	0	0	0	0	0	7
25	Smith, Kenyatta	g	0-0	0-0	0-0	0	0	0	1	0	0	1	0	0	7
55	Okam, Ugo	g	0-0	0-0	0-0	0	0	0	0	0	0	0	0	0	2
	Team					3	1	4							
Totals			24-53	5-13	12-14	8	24	32	15	65	11	10	3	10	200
FG % 1st Half: 12-30			40.0%	2nd half: 12-23	52.2%	Game: 24-53			45.3%	Deadball					
3FG % 1st Half: 3-8			37.5%	2nd half: 2-5	40.0%	Game: 5-13			38.5%	Rebounds					
FT % 1st Half: 3-3			100.0%	2nd half: 9-11	81.8%	Game: 12-14			85.7%	1.					



Official Basketball Box Score -- Game Totals -- Final Statistics

Cornell vs Harvard

2/3/12 7 p.m. at Lavietes Pavilion

Cornell 60 • 7-12, 2-3

#	Player	Total		3-Ptr		Rebounds			PF	TP	A TO Blk Stl					Min
		FG-FGA	FT-FTA	FG-FGA	FT-FTA	Off	Def	Tot			A	TO	Blk	Stl		
32	Miller, Shonn	f	3-7	2-3	1-2	2	6	8	5	9	0	1	2	2		19
55	Chemerinski, Eitan	f	2-2	0-0	0-1	0	1	1	1	4	1	1	0	0		9
03	Wroblewski, Chris	g	3-7	1-2	2-2	0	1	1	3	9	3	2	0	1		32
15	Ferry, Drew	g	2-10	2-9	0-0	1	3	4	0	6	1	1	0	0		32
23	Gray, Johnathan	g	6-12	1-4	1-1	0	0	0	3	14	1	2	0	1		21
01	Cancer, Galal		0-5	0-2	2-2	0	0	0	4	2	3	3	0	0		20
04	LaMore, Dave		0-1	0-0	2-2	0	1	1	2	2	0	0	2	0		12
11	Groebe, Max		0-0	0-0	0-0	0	0	0	1	0	0	0	0	0		6
21	McMillan, Peter		0-0	0-0	0-0	0	0	0	0	0	0	1	0	0		1
24	Cherry, Devin		1-2	0-0	2-2	0	1	1	2	4	0	1	0	0		12
33	Tarwater, Dwight		2-3	0-1	0-0	0	3	3	3	4	1	2	0	0		15
34	Figini, Josh		1-3	0-0	2-2	2	2	4	3	4	1	1	0	0		15
50	Giddens, Deion		0-1	0-0	2-2	0	1	1	0	2	0	0	0	1		6
Team						4	2	6								
Totals			20-53	6-21	14-16	9	21	30	27	60	11	15	4	5		200

FG % 1st Half: 8-26 30.8% 2nd half: 12-27 44.4% Game: 20-53 37.7%
3FG % 1st Half: 2-10 20.0% 2nd half: 4-11 36.4% Game: 6-21 28.6%
FT % 1st Half: 6-7 85.7% 2nd half: 8-9 88.9% Game: 14-16 87.5%

Harvard 71 • 19-2, 5-0

#	Player	Total		3-Ptr		Rebounds			PF	TP	A TO Blk Stl					Min
		FG-FGA	FT-FTA	FG-FGA	FT-FTA	Off	Def	Tot			A	TO	Blk	Stl		
30	Casey, Kyle	f	3-6	1-1	6-7	2	4	6	4	13	1	3	1	0		16
44	Wright, Keith	f	4-5	0-0	1-1	2	5	7	4	9	0	3	2	0		26
00	Rivard, Laurent	g	5-9	3-7	3-4	0	1	1	2	16	0	2	0	3		22
10	Curry, Brandyn	g	1-5	0-1	3-4	0	2	2	2	5	4	1	1	0		27
11	McNally, Oliver	g	0-1	0-1	2-2	0	1	1	2	2	5	3	0	1		24
14	Moundou-Missi, Steve		1-2	0-0	7-7	1	3	4	1	9	0	0	1	1		23
15	Webster, Christian		2-5	2-3	0-0	0	4	4	0	6	0	1	0	0		16
22	Miller, Corbin		0-7	0-7	2-2	0	1	1	0	2	0	1	0	0		21
23	Saunders, Wesley		2-4	0-0	4-4	2	2	4	1	8	2	2	0	0		16
24	Travis, Jonah		0-0	0-0	1-3	0	0	0	1	1	0	0	0	0		9
Team						1	3	4								
Totals			18-44	6-20	29-34	8	26	34	17	71	12	16	5	5		200

FG % 1st Half: 10-22 45.5% 2nd half: 8-22 36.4% Game: 18-44 40.9%
3FG % 1st Half: 3-10 30.0% 2nd half: 3-10 30.0% Game: 6-20 30.0%
FT % 1st Half: 15-18 83.3% 2nd half: 14-16 87.5% Game: 29-34 85.3%

Officials: Gary Pucino, Kenneth Clark, Robert Riley
Technical fouls: Cornell-Miller, Shonn. Harvard-None.
Attendance: 2195

Score by periods	1st	2nd	Total	Points	In	Off	2nd	Fast	Bench
Cornell	24	36	60	COR	14	13	3	10	18
Harvard	38	33	71	HARV	22	21	10	4	26

Last FG - COR 2nd-01:01, HARV 2nd-03:00. Score tied - 3 times.
Largest lead - COR None, HARV by 22 2nd-08:22. Lead changed - 0 times.

Official Basketball Box Score -- Game Totals -- Final Statistics

Harvard vs Penn

2/10/12 7:00 PM at The Palestra (Philadelphia, Pa.)

Harvard 56 • 21-2, 7-0 Ivy

#	Player	Total		3-Ptr		Rebounds			PF	TP	A TO Blk Stl					Min
		FG-FGA	FT-FTA	FG-FGA	FT-FTA	Off	Def	Tot			A	TO	Blk	Stl		
30	Casey, Kyle	f	6-9	1-1	2-3	0	3	3	4	15	1	0	1	1		25
44	Wright, Keith	f	1-5	0-0	2-3	4	9	13	3	4	0	2	2	0		28
00	Rivard, Laurent	g	0-5	0-5	2-2	0	2	2	0	2	0	1	0	0		29
10	Curry, Brandyn	g	0-5	0-1	1-2	0	1	1	2	1	4	2	1	0		33
11	McNally, Oliver	g	2-6	0-3	4-4	0	5	5	1	8	1	1	0	1		33
14	Moundou-Missi, Steve		3-6	0-0	3-4	6	2	8	0	9	1	1	0	1		20
15	Webster, Christian		0-2	0-2	0-0	1	1	2	1	0	1	0	0	0		9
22	Miller, Corbin		5-10	3-7	4-6	0	0	0	1	17	1	0	0	0		18
23	Saunders, Wesley		0-0	0-0	0-0	0	0	0	0	0	0	1	0	0		3
24	Travis, Jonah		0-1	0-0	0-0	0	0	0	0	0	0	0	0	0		2
Team						1	4	5								
Totals			17-49	4-19	18-24	12	27	39	12	56	9	8	4	3		200

FG % 1st Half: 8-25 32.0% 2nd half: 9-24 37.5% Game: 17-49 34.7%
3FG % 1st Half: 2-9 22.2% 2nd half: 2-10 20.0% Game: 4-19 21.1%
FT % 1st Half: 10-13 76.9% 2nd half: 8-11 72.7% Game: 18-24 75.0%

Penn 50 • 12-11, 4-2 Ivy

#	Player	Total		3-Ptr		Rebounds			PF	TP	A TO Blk Stl					Min
		FG-FGA	FT-FTA	FG-FGA	FT-FTA	Off	Def	Tot			A	TO	Blk	Stl		
03	Brooks, Henry	f	1-3	0-0	0-0	1	4	5	4	2	0	1	2	0		11
34	Belcore, Rob	f	3-8	0-3	0-0	2	2	4	3	6	1	0	0	2		29
00	Cartwright, Miles	g	4-7	2-3	2-2	0	3	3	2	12	1	4	0	0		36
01	Rosen, Zack	g	6-21	2-9	2-2	0	4	4	3	16	6	1	0	2		39
04	Bernardini, Tyler	g	0-5	0-3	2-2	1	3	4	2	0	0	0	0	0		28
11	Kukoc, Marin		1-4	1-3	0-0	0	2	2	3	3	0	0	0	1		11
12	Dougherty, Fran		1-4	0-0	2-2	5	2	7	1	4	0	0	1	0		18
22	Rennard, Steve		0-2	0-1	1-2	0	1	1	2	1	2	0	0	0		18
33	Howlett, Mike		2-2	0-0	0-1	2	0	2	1	4	0	0	0	0		10
Team						0	3	3								
Totals			18-56	5-22	9-11	11	24	35	23	50	10	7	3	5		200

FG % 1st Half: 8-27 29.6% 2nd half: 10-29 34.5% Game: 18-56 32.1%
3FG % 1st Half: 2-13 15.4% 2nd half: 3-9 33.3% Game: 5-22 22.7%
FT % 1st Half: 5-6 83.3% 2nd half: 4-5 80.0% Game: 9-11 81.8%

Officials: Andrew Marotta, Larry Sciotto, Frankie Bordeauz
Technical fouls: Harvard-None. Penn-None.
Attendance: 7462

Score by periods	1st	2nd	Total	Points	In	Off	2nd	Fast	Bench
Harvard	28	28	56	HARV	12	4	16	0	26
Penn	23	27	50	PENN	16	6	8	0	12

Last FG - HARV 2nd-04:26, PENN 2nd-00:23. Score tied - 6 times.
Largest lead - HARV by 10 2nd-07:23, PENN by 3 1st-18:05. Lead changed - 10 times.

Official Basketball Box Score -- Game Totals -- Final Statistics

Columbia vs Harvard

2/4/12 7 p.m. at Lavietes Pavilion

Columbia 52 • 13-9, 2-4

#	Player	Total		3-Ptr		Rebounds			PF	TP	A TO Blk Stl					Min
		FG-FGA	FT-FTA	FG-FGA	FT-FTA	Off	Def	Tot			A	TO	Blk	Stl		
13	Rosenberg, Alex	f	2-7	1-3	1-1	0	2	2	5	6	1	4	0	0		20
15	Daniels, John	f	0-0	0-0	0-0	0	1	1	0	0	3	1	0	0		12
55	Cisco, Mark	c	4-8	0-0	0-0	3	2	5	4	8	0	0	0	0		28
10	Barbour, Brian	g	4-13	0-0	7-7	1	3	4	3	15	2	1	0	0		38
22	Lyles, Meiko	q	3-3	1-1	0-0	0	4	4	1	7	1	2	0	0		33
20	Crockett, Chris		1-4	1-3	0-0	0	0	0	2	3	0	0	0	0		12
21	Springwater, Noah		0-0	0-0	0-0	0	0	0	0	0	0	0	0	0		3
23	Osetkowski, Cory		1-2	0-0	0-0	0	0	0	0	2	1	0	0	0		11
24	Green, Van		2-4	1-1	0-0	1	3	4	1	5	2	0	1	0		21
30	Staab, Blaise		3-9	0-0	0-0	4	3	7	3	6	1	1	0	2		22
Team						0	2	2								
Totals			20-50	4-8	8-8	9	20	29	19	52	11	9	1	2		200

FG % 1st Half: 11-26 42.3% 2nd half: 9-24 37.5% Game: 20-50 40.0%
3FG % 1st Half: 2-3 66.7% 2nd half: 2-5 40.0% Game: 4-8 50.0%
FT % 1st Half: 3-3 100.0 2nd half: 5-5 100.0 Game: 8-8 100.0

Harvard 57 • 20-2, 6-0

#	Player		Total		3-Ptr		Rebounds			PF	TP	A TO Blk Stl				Min
			FG-FGA	FT-FTA	FG-FGA	FT-FTA	Off	Def	Tot			A	TO	Blk	Stl	
30	Casey, Kyle	f	1-3	0-1	3-6	1	4	5	2	5	1	0	2	1	30	
44	Wright, Keith	f	6-10	0-0	3-4	2	4	6	1	15	0	0	1	0	32	
00	Rivard, Laurent	g	5-11	2-7	8-12	2	1	3	1	20	0	1	0	0	34	
10	Curry, Brandyn	g	4-10	2-4	2-4	0	3	3	2	12	4	2	1	0	36	
11	McNally, Oliver	q	0-1	0-0	4-4	0	4	4	1	4	4	0	0	1	31	
14	Moundou-Missi, Steve		0-1	0-0	1-2	0	4	4	3	1	0	3	1	0	12	
15	Webster, Christian		0-0	0-0	0-0	0	0	0	1	0	0	1	0	0	3	
22	Miller, Corbin		0-0	0-0	0-0	0	0	0	1	0	1	0	0	0	13	
23	Saunders, Wesley		0-0	0-0	0-0	0	0	0	0	0	0	0	0	0	7	
24	Travis, Jonah		0-1	0-0	0-0	0	0	0	0	0	0	0	0	0	2	
Team						0	1	1								
Totals			16-37	4-12	21-32	5	21	26	12	57	10	7	5	2	200	
FG % 1st Half: 10-21			47.6%	2nd half: 6-16	37.5%	Game: 16-37			43.2%						Deadball	
3FG % 1st Half: 3-8			37.5%	2nd half: 1-4	25.0%	Game: 4-12			33.3%						Rebounds	
FT % 1st Half: 7-12			58.3%	2nd half: 14-20	70.0%	Game: 21-32			65.6%						7	


Official Basketball Box Score -- Game Totals -- Final Statistics
Brown vs Harvard
2/17/12 7 p.m. at Lavietes Pavilion
Brown 42 • 7-19, 1-8

#	Player	Total		3-Ptr		Rebounds			PF	TP	A TO Blk			Stl	Min
		FG-FGA	FG-FGA	FT-FTA	Off Def Tot	PF	TP	A TO Blk							
03	Walker, Dockery	f	2-5	0-0	0-0	1	1	2	5	4	0	2	1	0	22
05	Ponticelli, Tyler	f	0-1	0-0	0-0	1	3	4	3	0	1	1	0	0	26
14	Sullivan, Matt	g	4-13	2-5	1-1	0	1	1	1	11	1	1	0	1	32
15	Albrecht, Stephen	g	3-8	1-1	0-0	1	5	6	1	7	1	0	0	0	30
22	McGonagill, Sean	g	5-13	0-1	1-1	1	2	3	2	11	3	1	0	1	37
02	Biber, Josh		0-2	0-0	0-0	2	1	3	1	0	0	1	0	0	10
10	Harris, Jean		2-4	0-1	0-0	0	0	0	1	4	0	1	0	0	12
25	Lundevall, Tellef		1-5	1-1	0-0	0	0	0	2	3	0	1	0	0	15
50	Schmidt, Jon		1-4	0-0	0-0	1	1	2	3	2	0	1	2	0	16
Team					0	2	2								
Totals			18-55	4-9	2-2	7	16	23	19	42	6	9	3	2	200

FG % 1st Half: 7-27 25.9% 2nd half: 11-28 39.3% Game: 18-55 32.7% Deadball Rebounds 0
 3FG % 1st Half: 1-4 25.0% 2nd half: 3-5 60.0% Game: 4-9 44.4%
 FT % 1st Half: 1-1 100.0 2nd half: 1-1 100.0 Game: 2-2 100.0

Harvard 69 • 22-3, 8-1

#	Player	Total		3-Ptr		Rebounds			PF	TP	A TO Blk			Stl	Min
		FG-FGA	FG-FGA	FT-FTA	Off Def Tot	PF	TP	A TO Blk							
30	Casey, Kyle	f	1-4	0-1	4-5	0	5	5	3	6	0	0	1	0	21
44	Wright, Keith	f	6-8	0-0	0-2	1	9	10	1	12	0	3	1	0	24
00	Rivard, Laurent	g	2-6	1-3	0-0	1	1	2	0	5	0	1	0	0	23
10	Curry, Brandyn	g	0-4	0-3	0-1	0	1	1	0	0	9	1	3	0	25
11	McNally, Oliver	g	2-2	0-0	0-0	0	3	3	4	4	1	1	0	0	19
03	Brown, Matt		0-0	0-0	0-0	0	0	0	0	0	0	0	0	0	1
12	Georgatos, Jeff		0-0	0-0	0-0	0	0	0	0	0	0	0	0	0	1
14	Moundou-Missi, Steve		4-5	0-0	6-8	3	3	6	1	14	1	1	4	1	18
15	Webster, Christian		2-7	1-5	0-0	0	3	3	0	5	2	1	0	0	18
22	Miller, Corbin		3-4	3-4	0-0	0	1	1	0	9	1	0	0	1	20
23	Saunders, Wesley		3-5	0-0	3-3	1	0	1	1	9	1	0	0	0	14
24	Travis, Jonah		2-2	0-0	1-2	2	2	4	0	5	0	3	1	0	15
25	Smith, Kenyatta		0-0	0-0	0-0	0	0	0	1	0	0	0	0	0	1
Team					2	2	4								
Totals			25-47	5-16	14-21	10	30	40	11	69	15	11	10	2	200

FG % 1st Half: 14-22 63.6% 2nd half: 11-25 44.0% Game: 25-47 53.2% Deadball Rebounds 3
 3FG % 1st Half: 2-5 40.0% 2nd half: 3-11 27.3% Game: 5-16 31.3%
 FT % 1st Half: 7-11 63.6% 2nd half: 7-10 70.0% Game: 14-21 66.7%

Officials: Donnie Eppley, Tony Crisp, Andrew Maira
 Technical fouls: Brown-Ponticelli, Tyler. Harvard-Casey, Kyle.
 Attendance: 2195

Score by periods	1st	2nd	Total
Brown	16	26	42
Harvard	37	32	69

	In	Off	2nd	Fast	
Points	Paint	T/O	Chance	Break	Bench
BRWN	18	6	6	2	9
HARV	34	10	12	10	42

Last FG - BRWN 2nd-00:59, HARV 2nd-01:22.
 Largest lead - BRWN by 2 1st-18:57, HARV by 30 2nd-03:09.

Score tied - 2 times.
 Lead changed - 3 times.

Official Basketball Box Score -- Game Totals -- Final Statistics
Yale vs Harvard
2/18/12 7 p.m. at Lavietes Pavilion
Yale 51 • 17-7, 7-3

#	Player	Total		3-Ptr		Rebounds			PF	TP	A TO Blk			Stl	Min
		FG-FGA	FG-FGA	FT-FTA	Off Def Tot	PF	TP	A TO Blk							
50	Kreisberg, Jeremiah	f	3-8	0-0	0-1	2	0	2	1	6	1	1	0	0	31
44	Mangano, Greg	c	7-12	3-4	5-9	1	10	11	3	22	1	1	5	0	34
01	Morgan, Austin	g	1-5	1-4	5-6	0	0	0	4	8	3	3	0	0	37
11	Pritchard, Jesse	g	0-1	0-1	0-1	2	0	2	1	0	1	0	0	1	28
22	Willhite, Reggie	g	3-8	0-1	1-2	0	5	5	4	7	0	1	0	1	34
05	Grace, Michael		1-4	0-1	0-0	0	0	0	1	2	0	0	0	0	13
12	Cotton, Armani		0-0	0-0	0-0	0	0	0	0	0	0	0	0	0	1
15	Anderson, Rhett		0-0	0-0	0-0	0	0	0	0	0	0	0	0	0	1
25	Martin, Sam		1-2	0-1	0-0	0	0	0	1	2	0	0	0	0	7
35	Sherrod, Brandon		0-2	0-0	4-4	1	0	1	1	4	0	1	1	0	12
42	Townsend, Matt		0-1	0-0	0-0	0	0	0	0	0	0	0	0	0	2
Team					0	1	1								
Totals			16-43	4-12	15-23	6	16	22	16	51	6	7	6	2	200

FG % 1st Half: 8-24 33.3% 2nd half: 8-19 42.1% Game: 16-43 37.2% Deadball Rebounds 2
 3FG % 1st Half: 2-7 28.6% 2nd half: 2-5 40.0% Game: 4-12 33.3%
 FT % 1st Half: 8-11 72.7% 2nd half: 7-12 58.3% Game: 15-23 65.2%

Harvard 66 • 23-3, 9-1

#	Player	Total		3-Ptr		Rebounds			PF	TP	A TO Blk			Stl	Min
		FG-FGA	FG-FGA	FT-FTA	Off Def Tot	PF	TP	A TO Blk							
30	Casey, Kyle	f	4-11	0-2	0-0	0	5	5	3	8	1	1	0	0	31
44	Wright, Keith	f	5-7	0-0	0-0	4	4	8	4	10	2	1	1	0	22
00	Rivard, Laurent	g	2-2	1-1	2-2	0	5	5	0	7	0	1	0	0	29
10	Curry, Brandyn	g	6-9	1-2	5-6	0	1	1	4	18	5	2	0	0	28
11	McNally, Oliver	g	3-3	2-2	1-2	0	3	3	0	9	2	1	0	0	23
14	Moundou-Missi, Steve		2-5	0-0	0-0	1	2	3	3	4	0	0	0	0	21
15	Webster, Christian		0-0	0-0	1-2	0	2	2	0	1	1	1	0	0	17
22	Miller, Corbin		2-7	1-3	0-0	1	2	3	2	5	1	0	0	0	20
23	Saunders, Wesley		0-0	0-0	0-0	0	0	0	1	0	0	0	0	0	2
24	Travis, Jonah		1-2	0-0	2-2	0	1	1	1	4	0	1	1	0	7
Team					0	2	2								
Totals			25-46	5-10	11-14	6	27	33	18	66	12	8	2	0	200

FG % 1st Half: 15-26 57.7% 2nd half: 10-20 50.0% Game: 25-46 54.3% Deadball Rebounds 2
 3FG % 1st Half: 3-6 50.0% 2nd half: 2-4 50.0% Game: 5-10 50.0%
 FT % 1st Half: 2-2 100.0 2nd half: 9-12 75.0% Game: 11-14 78.6%

Officials: Roberto Marquez, Douglas Hopper, Ralph Bretz
 Technical fouls: Yale-None. Harvard-None.
 Attendance: 2195

Score by periods	1st	2nd	Total
Yale	26	25	51
Harvard	35	31	66

	In	Off	2nd	Fast	
Points	Paint	T/O	Chance	Break	Bench
YALE	10	2	8	0	8
HARV	32	4	8	2	14

Last FG - YALE 2nd-00:08, HARV 2nd-00:16.
 Largest lead - YALE by 3 1st-19:15, HARV by 20 1st-04:06.

Score tied - 2 times.
 Lead changed - 1 time.

Official Basketball Box Score -- Game Totals -- Final Statistics
Princeton vs Harvard
2/24/12 7 p.m. at Lavietes Pavilion
Princeton 64 • 15-11, 6-4 Ivy

#	Player	Total		3-Ptr		Rebounds			PF	TP	A TO Blk			Stl	Min
		FG-FGA	FG-FGA	FT-FTA	Off Def Tot	PF	TP	A TO Blk							
22	Saunders, Patrick	f	4-5	3-4	1-1	1	3	4	1	12	0	3	0	0	31
34	Hummer, Ian	f	6-13	1-2	1-1	1	2	3	3	14	1	5	1	0	30
44	Connolly, Brendan	c	3-7	0-0	0-1	0	7	7	2	6	1	0	2	0	24
05	Bray, T.J.	g	3-5	1-3	2-4	0	2	2	5	9	4	1	0	1	37
20	Davis, Douglas	g	5-13	2-5	2-3	0	0	0	1	14	5	2	0	0	37
03	Sherburne, Jimmy		1-1	0-0	0-0	1	1	2	1	2	0	1	0	0	5
04	Koon, Denton		2-3	1-1	0-0	1	4	5	3	5	1	2	0	0	20
23	Wilson, Clay		0-0	0-0	0-0	0	0	0	0	0	0	0	0	0	0+
32	Darrow, Mack		1-7	0-2	0-0	0	5	5	1	2	0	0	0	1	16
Team					2	2	4								
Totals			25-54	8-17	6-10	6	26	32	17	64	12	14	3	2	200

FG % 1st Half: 12-25 48.0% 2nd half: 13-29 44.8% Game: 25-54 46.3% Deadball Rebounds 3
 3FG % 1st Half: 5-8 62.5% 2nd half: 3-9 33.3% Game: 8-17 47.1%
 FT % 1st Half: 4-6 66.7% 2nd half: 2-4 50.0% Game: 6-10 60.0%

Harvard 67 • 24-3, 10-1

#	Player		Total	3-Ptr	Rebounds					PF	TP	A TO Blk Stl				Min
			FG-FGA	FG-FGA	FT-FTA	Off	Def	Tot								
30	Casey, Kyle	f	7-13	1-4	5-6	0	8	8	3	20	2	1	2	3	29	
44	Wright, Keith	f	5-10	0-0	2-4	1	5	6	3	12	1	2	0	0	30	
00	Rivard, Laurent	g	1-2	0-1	0-0	0	1	1	2	2	0	0	0	1	19	
10	Curry, Brandyn	g	6-9	2-3	1-1	0	3	3	1	15	6	0	1	3	35	
11	McNally, Oliver	g	3-7	1-5	6-6	0	2	2	0	13	2	0	0	0	31	
14	Moundou-Missi, Steve		2-4	0-0	0-3	3	3	6	1	4	0	2	1	0	17	
15	Webster, Christian		0-2	0-2	0-0	0	1	1	0	0	1	0	0	0	8	
22	Miller, Corbin		0-1	0-1	0-0	0	0	0	0	0	0	1	0	0	14	
23	Saunders, Wesley		0-1	0-0	1-2	0	1	1	1	1	2	0	0	0	15	
24	Travis, Jonah		0-0	0-0	0-0	0	0	0	0	0	0	1	0	0	2	
	Team					0	0	0								
	Totals		24-49	4-16	15-22	4	24	28	11	67	14	7	4	7	200	



Official Basketball Box Score -- Game Totals -- Final Statistics

Harvard vs Columbia

03/02/12 7 p.m. at Levien Gymnasium (New York, N.Y.)

Harvard 77 • 25-4, 11-2 Ivy

#	Player	Total		3-Ptr		Rebounds			PF	TP	A	TO	Blk	Stl	Min
		FG-FGA	FT-FTA	FG-FGA	FT-FTA	Off	Def	Tot							
30	Casey, Kyle	f	7-11	2-2	3-3	1	3	4	4	19	3	2	0	4	31
44	Wright, Keith	f	8-11	0-0	0-0	3	5	8	3	16	0	3	1	0	33
00	Rivard, Laurent	g	2-5	2-5	2-2	0	4	4	1	8	0	1	0	0	24
10	Curry, Brandyn	g	3-5	1-2	0-0	0	3	3	2	7	8	4	0	2	37
11	McNally, Oliver	g	2-6	1-4	7-8	0	1	1	0	12	4	0	0	0	38
14	Moundou-Missi, Steve		2-4	0-0	2-2	1	2	3	1	6	0	2	0	0	14
15	Webster, Christian		0-0	0-0	0-0	0	0	0	0	0	0	1	0	0	4
22	Miller, Corbin		1-1	0-0	0-0	0	0	0	0	2	0	0	0	0	13
23	Saunders, Wesley		2-5	0-0	3-5	0	2	2	0	7	3	0	1	0	28
24	Travis, Jonah		0-0	0-0	0-0	0	1	1	1	0	0	0	0	0	3
Team						1	1	2							
Totals			27-48	6-13	17-20	6	22	28	12	77	18	13	2	6	225

FG % 1st Half: 12-16 75.0% 2nd half: 12-27 44.4% OT: 3-5 60.0% Game: 27-48 56.3% Deadball Rebounds 2,1
3FG % 1st Half: 2-3 66.7% 2nd half: 2-7 28.6% OT: 2-3 66.7% Game: 6-13 46.2%
FT % 1st Half: 8-10 80.0% 2nd half: 2-2 100.0 OT: 7-8 87.5% Game: 17-20 85.0%

Columbia 70 • 14-15, 3-10 Ivy

#	Player	Total		3-Ptr		Rebounds			PF	TP	A	TO	Blk	Stl	Min
		FG-FGA	FT-FTA	FG-FGA	FT-FTA	Off	Def	Tot							
30	Staab, Blaise	f	0-0	0-0	0-0	0	0	0	0	0	0	0	0	0	5
55	Cisco, Mark	c	5-8	0-0	2-2	1	4	5	4	12	2	1	2	0	24
10	Barbour, Brian	g	9-17	0-2	5-7	1	1	2	2	23	5	3	0	2	45
13	Rosenberg, Alex	g	4-8	2-4	0-0	1	4	5	5	10	1	1	2	1	34
22	Lyles, Meiko	g	2-4	0-1	0-0	0	5	5	0	4	1	1	0	1	41
03	Johnson, Matt		1-1	1-1	0-0	1	0	1	0	3	0	1	0	0	5
12	Egee, Steve		0-0	0-0	0-0	0	0	0	0	0	0	0	0	0	0+
15	Daniels, John		1-2	0-0	0-0	0	1	1	2	2	1	2	0	0	13
20	Crockett, Chris		2-6	2-4	0-0	0	1	1	3	6	1	0	0	0	19
21	Springwater, Noah		0-1	0-1	0-0	0	0	0	1	0	0	0	0	2	13
23	Osetkowski, Cory		4-8	1-1	1-4	1	0	1	2	10	2	0	0	1	26
Team						2	0	2							
Totals			28-55	6-14	8-13	7	16	23	19	70	13	9	4	7	225

FG % 1st Half: 11-21 52.4% 2nd half: 15-25 60.0% OT: 2-9 22.2% Game: 28-55 50.9% Deadball Rebounds 2
3FG % 1st Half: 3-5 60.0% 2nd half: 2-6 33.3% OT: 1-3 33.3% Game: 6-14 42.9%
FT % 1st Half: 5-9 55.6% 2nd half: 0-0 0.0% OT: 3-4 75.0% Game: 8-13 61.5%

Officials: Lionel Butler, Dennis Allocco, John Hughes

Technical fouls: Harvard-None. Columbia-None.

Attendance: 2702

Score by periods	1st	2nd	OT	Total
Harvard	34	28	15	77
Columbia	30	32	8	70

Last FG - HARV OT-01:14, COL OT-00:06.
Largest lead - HARV by 11 OT-00:21, COL by 3 2nd-13:58.

	In	Off	2nd	Fast
Points	Paint	T/O	Chance	Break
HARV	40	10	4	4
COR	28	24	10	2

Score tied - 4 times.
Lead changed - 11 times.

Official Basketball Box Score -- Game Totals -- Final Statistics

Harvard vs Cornell

03/03/12 7:00 p.m. at Ithaca, N.Y. (Newman Arena)

Harvard 67 • 26-4, 12-2 Ivy

#	Player	Total		3-Ptr		Rebounds			PF	TP	A	TO	Blk	Stl	Min
		FG-FGA	FT-FTA	FG-FGA	FT-FTA	Off	Def	Tot							
30	Casey, Kyle	f	4-7	1-3	2-2	1	2	3	2	11	1	1	1	0	21
44	Wright, Keith	f	3-6	0-0	2-4	2	9	11	1	8	2	1	0	0	31
00	Rivard, Laurent	g	2-5	2-5	1-2	1	1	2	1	7	2	1	0	1	17
10	Curry, Brandyn	g	4-8	4-7	0-0	0	4	4	4	12	0	1	0	2	28
11	McNally, Oliver	g	5-11	3-7	4-4	0	3	3	2	17	3	1	0	1	35
14	Moundou-Missi, Steve		0-1	0-1	2-2	1	3	4	0	2	0	1	0	1	9
15	Webster, Christian		2-4	2-3	0-0	0	1	1	1	6	0	2	0	0	21
22	Miller, Corbin		0-0	0-0	0-0	0	0	0	3	0	1	1	0	0	13
23	Saunders, Wesley		1-1	0-0	2-3	0	1	1	1	4	5	4	0	1	25
Team						0	2	2							
Totals			21-43	12-26	13-17	5	26	31	15	67	14	14	1	6	200

FG % 1st Half: 10-23 43.5% 2nd half: 11-20 55.0% Game: 21-43 48.8% Deadball Rebounds 2
3FG % 1st Half: 5-13 38.5% 2nd half: 7-13 53.8% Game: 12-26 46.2%
FT % 1st Half: 2-5 40.0% 2nd half: 11-12 91.7% Game: 13-17 76.5%

Cornell 63 • 12-16, 7-7 Ivy

#	Player	Total		3-Ptr		Rebounds			PF	TP	A	TO	Blk	Stl	Min
		FG-FGA	FT-FTA	FG-FGA	FT-FTA	Off	Def	Tot							
13	Gatlin, Anthony	f	0-2	0-1	0-0	0	0	0	0	0	0	0	0	0	4
55	Chemerinski, Eitan	f	3-5	0-0	3-4	0	3	3	3	9	0	0	2	3	24
03	Wroblewski, Chris	q	6-16	2-4	5-7	2	2	4	2	19	7	2	0	2	39
11	Groebe, Max	g	0-0	0-0	0-0	0	0	0	1	0	0	0	0	0	4
15	Ferry, Drew	g	2-9	2-7	0-0	1	3	4	1	6	1	1	0	0	37
01	Cancer, Galal		2-5	0-0	4-4	1	3	4	2	8	3	2	0	0	26
04	LaMore, Dave		4-4	0-0	0-0	2	1	3	4	8	0	1	1	0	11
22	Asafo-Adjei, Miles		0-0	0-0	0-0	0	0	0	0	0	0	1	0	1	1
23	Gray, Johnathan		3-9	2-4	0-0	1	3	4	2	8	2	2	0	1	32
25	Cherry, Jamal		0-0	0-0	0-0	0	0	0	0	0	0	0	0	0	0+
32	Miller, Shonn		2-5	1-2	0-0	1	3	4	4	5	1	0	1	1	22
Team						1	1	2							
Totals			22-55	7-18	12-15	9	19	28	19	63	14	9	4	8	200

FG % 1st Half: 9-28 32.1% 2nd half: 13-27 48.1% Game: 22-55 40.0% Deadball Rebounds 1
3FG % 1st Half: 1-7 14.3% 2nd half: 6-11 54.5% Game: 7-18 38.9%
FT % 1st Half: 2-2 100.0 2nd half: 10-13 76.9% Game: 12-15 80.0%

Officials: Gregg Durrah, Jim Koskinen, Jim Bruno

Technical fouls: Harvard-None. Cornell-None.

Attendance: 4027

Score by periods	1st	2nd	Total
Harvard	27	40	67
Cornell	21	42	63

Last FG - HARV 2nd-00:44, COR 2nd-00:14.
Largest lead - HARV by 12 1st-06:05, COR by 2 2nd-15:52.

	In	Off	2nd	Fast
Points	Paint	T/O	Chance	Break
HARV	14	12	6	0
COR	26	15	9	10

Score tied - 3 times.
Lead changed - 4 times.



2011-12 Game-by-Game Leaders

Opponent	Date	Score	Points	Rebounds	Assists	Steals	Blocked shots
MIT	11/11/11	76-49	16-Rivard, Laurent	5-Moundou-Missi, Ste Casey, Kyle	5-McNally, Oliver	3-Curry, Brandyn	3-Casey, Kyle
at Holy Cross	11/15/11	73-64	16-Casey, Kyle	10-Wright, Keith	5-Curry, Brandyn	4-Curry, Brandyn	2-Casey, Kyle
at Loyola Marymount	11/19/11	77-67	20-Rivard, Laurent	6-Wright, Keith Casey, Kyle	4-Curry, Brandyn McNally, Oliver	1-Webster, Christian Casey, Kyle Travis, Jonah	2-Wright, Keith
vs Utah	11/24/11	75-47	13-Miller, Corbin Wright, Keith	7-Wright, Keith Moundou-Missi, Ste Casey, Kyle	3-Casey, Kyle Curry, Brandyn Saunders, Wesley	3-Webster, Christian	3-Wright, Keith
vs Florida State	11/25/11	46-41	7-Saunders, Wesley McNally, Oliver	8-Wright, Keith	5-Curry, Brandyn	5-Curry, Brandyn	1-Wright, Keith
vs Central Florida	11/26/11	59-49	15-Casey, Kyle	9-Casey, Kyle	5-McNally, Oliver	1-McNally, Oliver Curry, Brandyn Saunders, Wesley	2-Rivard, Laurent
at Vermont	12/1/11	55-48	13-Wright, Keith	8-Wright, Keith	7-Curry, Brandyn	1-Casey, Kyle Curry, Brandyn Rivard, Laurent Saunders, Wesley	2-Curry, Brandyn Wright, Keith Casey, Kyle
SEATTLE	12/4/11	80-70	19-Travis, Jonah	10-Travis, Jonah	4-Curry, Brandyn	3-Curry, Brandyn	2-Wright, Keith
at Connecticut	12/8/11	53-67	12-Casey, Kyle	5-Casey, Kyle Wright, Keith	6-Curry, Brandyn	2-Saunders, Wesley	2-Saunders, Wesley
at Boston University	12/10/11	76-52	20-Casey, Kyle	9-Casey, Kyle Wright, Keith	7-Curry, Brandyn	2-McNally, Oliver Curry, Brandyn	2-Wright, Keith
FLORIDA ATLANTIC	12/22/11	63-51	12-Wright, Keith Curry, Brandyn	11-Wright, Keith	7-Curry, Brandyn	4-Curry, Brandyn	3-Casey, Kyle
at Boston College	12/29/11	67-46	18-Rivard, Laurent	11-Wright, Keith	5-Curry, Brandyn	5-Curry, Brandyn	2-Wright, Keith
SAINT JOSEPH'S	12/31/11	74-69	26-Casey, Kyle	10-Casey, Kyle	7-McNally, Oliver	2-Curry, Brandyn	2-Casey, Kyle Wright, Keith
at Fordham	1/3/12	54-60	15-Curry, Brandyn	11-Wright, Keith	5-McNally, Oliver	2-Rivard, Laurent Casey, Kyle Curry, Brandyn	1-Wright, Keith Casey, Kyle
DARTMOUTH	1/7/12	63-47	17-McNally, Oliver	6-Casey, Kyle	7-Curry, Brandyn	4-Wright, Keith	2-Wright, Keith
at Monmouth	1/10/12	70-61	18-Wright, Keith	15-Wright, Keith	5-Curry, Brandyn	2-Wright, Keith Casey, Kyle	6-Wright, Keith
GEORGE WASHINGTON	1/14/12	69-48	16-Moundou-Missi, St Rivard, Laurent	8-Wright, Keith	7-Curry, Brandyn	2-Curry, Brandyn Moundou-Missi, Ste	2-Wright, Keith Casey, Kyle
at Dartmouth	1/21/12	54-38	13-Miller, Corbin	7-Wright, Keith	5-Curry, Brandyn	3-Moundou-Missi, Ste	2-Moundou-Missi, Ste
at Yale	1/27/12	65-35	18-Rivard, Laurent	5-Moundou-Missi, Ste Wright, Keith	6-Curry, Brandyn	3-Moundou-Missi, Ste	1-Saunders, Wesley Casey, Kyle Moundou-Missi, Ste
at Brown	1/28/12	68-59	20-Casey, Kyle	11-Wright, Keith	4-Curry, Brandyn	2-McNally, Oliver Rivard, Laurent	2-Moundou-Missi, Ste Wright, Keith
CORNELL	2/3/12	71-60	16-Rivard, Laurent	7-Wright, Keith	5-McNally, Oliver	3-Rivard, Laurent	2-Wright, Keith
COLUMBIA	2/4/12	57-52	20-Rivard, Laurent	6-Wright, Keith	4-Curry, Brandyn McNally, Oliver	1-Casey, Kyle McNally, Oliver	2-Casey, Kyle
at Penn	2/10/12	56-50	17-Miller, Corbin	13-Wright, Keith	4-Curry, Brandyn	1-Casey, Kyle Moundou-Missi, Ste McNally, Oliver	2-Wright, Keith
at Princeton	2/11/12	62-70	16-Wright, Keith	12-Wright, Keith	4-Curry, Brandyn	3-Wright, Keith	3-Casey, Kyle
BROWN	2/17/12	69-42	14-Moundou-Missi, St	10-Wright, Keith	9-Curry, Brandyn	1-Miller, Corbin Moundou-Missi, Ste	4-Moundou-Missi, Ste
YALE	2/18/12	66-51	18-Curry, Brandyn	8-Wright, Keith	5-Curry, Brandyn	None	1-Travis, Jonah Wright, Keith
PRINCETON	2/24/12	67-64	20-Casey, Kyle	8-Casey, Kyle	6-Curry, Brandyn	3-Casey, Kyle Curry, Brandyn	2-Casey, Kyle
PENN	2/25/12	54-55	12-Casey, Kyle	6-Casey, Kyle	5-Curry, Brandyn	2-Curry, Brandyn Casey, Kyle	1-Travis, Jonah Curry, Brandyn Moundou-Missi, Ste Casey, Kyle Wright, Keith
at Columbia	03/02/12	77-70	19-Casey, Kyle	8-Wright, Keith	8-Curry, Brandyn	4-Casey, Kyle	1-Saunders, Wesley Wright, Keith
at Cornell	03/03/12	67-63	17-McNally, Oliver	11-Wright, Keith	5-Saunders, Wesley	2-Curry, Brandyn	1-Casey, Kyle



2011-12 Ivy League Statistics

RECORD:	OVERALL	HOME	AWAY	NEUTRAL
ALL GAMES	12-2	6-1	6-1	0-0
CONFERENCE	12-2	6-1	6-1	0-0
NON-CONFERENCE	0-0	0-0	0-0	0-0

#	Player	gp-gs	min	avg	Total		3-Point		F-Throw		Rebounds				pf	dq	a	to	blk	stl	pts	avg
					fg-fga	fg%	3fg-fga	3fg%	ft-fa	ft%	off	def	tot	avg								
30	Casey, Kyle	14-14	348	24.9	58-112	.518	8-23	.348	39-55	.709	13	62	75	5.4	43	0	12	20	14	13	163	11.6
44	Wright, Keith	14-14	393	28.1	60-102	.588	0-0	.000	21-32	.656	26	88	114	8.1	36	0	9	29	15	8	141	10.1
00	Rivard, Laurent	14-13	359	25.6	35-85	.412	21-62	.339	30-37	.811	11	27	38	2.7	15	0	9	11	0	10	121	8.6
10	Curry, Brandyn	14-14	436	31.1	37-95	.389	12-36	.333	26-34	.765	2	27	29	2.1	26	0	71	24	10	12	112	8.0
11	McNally, Oliver	14-14	424	30.3	31-71	.437	14-39	.359	34-39	.872	2	37	39	2.8	21	0	38	12	0	10	110	7.9
14	Moundou-Missi, Steve	14-0	219	15.6	27-53	.509	0-1	.000	24-33	.727	21	37	58	4.1	23	0	3	18	14	11	78	5.6
22	Miller, Corbin	13-0	214	16.5	20-49	.408	13-34	.382	8-10	.800	1	6	7	0.5	11	0	6	6	0	2	61	4.7
23	Saunders, Wesley	13-0	171	13.2	15-26	.577	0-0	.000	17-21	.810	4	11	15	1.2	9	0	17	12	2	4	47	3.6
15	Webster, Christian	14-1	173	12.4	13-38	.342	8-24	.333	6-8	.750	4	18	22	1.6	7	0	7	11	0	0	40	2.9
24	Travis, Jonah	13-0	76	5.8	5-11	.455	0-0	.000	11-15	.733	5	9	14	1.1	9	0	1	9	5	1	21	1.6
21	Giger, Dee	2-0	2	1.0	1-2	.500	0-0	.000	0-0	.000	0	0	0	0.0	1	0	0	0	0	1	2	1.0
55	Okam, Ugo	1-0	1	1.0	0-0	.000	0-0	.000	0-0	.000	0	0	0	0.0	0	0	0	0	0	0	0	0.0
03	Brown, Matt	3-0	3	1.0	0-0	.000	0-0	.000	0-0	.000	0	0	0	0.0	0	0	0	0	0	0	0	0.0
25	Smith, Kenyatta	2-0	3	1.5	0-0	.000	0-0	.000	0-0	.000	0	0	0	0.0	2	0	0	1	0	0	0	0.0
12	Georgatos, Jeff	2-0	3	1.5	0-0	.000	0-0	.000	0-0	.000	0	1	1	0.5	0	0	0	0	0	0	0	0.0
Team											12	20	32	1								
Total.....		14	2825		302-644	.469	76-219	.347	216-284	.761	101	343	444	31.7	203	0	173	154	60	72	896	64.0
Opponents.....		14	2825		276-696	.397	69-202	.342	135-189	.714	108	276	384	27.4	255	8	139	158	40	59	756	54.0

TEAM STATISTICS	HARV	OPP	Date	Opponent	Score	Att.
SCORING	896	756	* 1/7/12	DARTMOUTH	w 63-47	2195
Points per game	64.0	54.0	* 1/21/12	at Dartmouth	w 54-38	2100
Scoring margin	+10.0	-	* 1/27/12	at Yale	w 65-35	2532
FIELD GOALS-ATT	302-644	276-696	* 1/28/12	at Brown	w 68-59	2005
Field goal pct	.469	.397	* 2/3/12	CORNELL	w 71-60	2195
3 POINT FG-ATT	76-219	69-202	* 2/4/12	COLUMBIA	w 57-52	2195
3-point FG pct	.347	.342	* 2/10/12	at Penn	w 56-50	7462
3-pt FG made per game	5.4	4.9	* 2/11/12	at Princeton	L 62-70	5266
FREE THROWS-ATT	216-284	135-189	* 2/17/12	BROWN	w 69-42	2195
Free throw pct	.761	.714	* 2/18/12	YALE	w 66-51	2195
F-Throws made per game	15.4	9.6	* 2/24/12	PRINCETON	w 67-64	2195
REBOUNDS	444	384	* 2/25/12	PENN	L 54-55	2195
Rebounds per game	31.7	27.4	* 03/02/12	at Columbia	Wot 77-70	2702
Rebounding margin	+4.3	-	* 03/03/12	at Cornell	w 67-63	4027
ASSISTS	173	139	* = Conference game			
Assists per game	12.4	9.9				
TURNOVERS	154	158				
Turnovers per game	11.0	11.3				
Turnover margin	+0.3	-				
Assist/turnover ratio	1.1	0.9				
STEALS	72	59				
Steals per game	5.1	4.2				
BLOCKS	60	40				
Blocks per game	4.3	2.9				
ATTENDANCE	15365	26094				
Home games-Avg/Game	7-2195	7-3728				
Neutral site-Avg/Game	-	0-0				

Score by Periods	1st	2nd	OT	Totals
Harvard	425	456	15	896
Opponents	330	418	8	756



2011-12 Overall Statistics

Overall record: 26-4 Conf: 12-2 Home: 11-1 Away: 12-3 Neutral: 3-0

#	Player	gp-gs	min	Total		3-Point		F-Throw		Rebounds				pf	dq	a	to	blk	stl	pts	avg	
				avg	fg-fga	fg%	3fg-fga	3fg%	ft-fa	ft%	off	def	tot									avg
30	Casey, Kyle	30-30	727	24.2	123-237	.519	17-48	.354	77-109	.706	34	132	166	5.5	94	2	24	57	35	24	340	11.3
44	Wright, Keith	30-30	837	27.9	136-229	.594	0-0	.000	50-77	.649	63	180	243	8.1	70	0	17	62	43	15	322	10.7
00	Rivard, Laurent	30-15	777	25.9	90-206	.437	60-154	.390	52-65	.800	18	63	81	2.7	31	0	27	28	4	19	292	9.7
10	Curry, Brandyn	30-30	903	30.1	76-202	.376	20-68	.294	62-81	.765	4	57	61	2.0	65	0	150	56	18	49	234	7.8
11	McNally, Oliver	30-30	911	30.4	59-142	.415	29-84	.345	76-86	.884	8	69	77	2.6	44	0	93	38	2	24	223	7.4
14	Moundou-Missi, Steve	30-0	420	14.0	54-102	.529	1-3	.333	38-59	.644	36	69	105	3.5	40	0	6	26	16	17	147	4.9
15	Webster, Christian	28-15	464	16.6	45-131	.344	23-77	.299	12-15	.800	14	39	53	1.9	21	0	20	24	1	9	125	4.5
22	Miller, Corbin	27-0	320	11.9	36-79	.456	26-57	.456	8-10	.800	1	12	13	0.5	15	0	8	11	0	3	106	3.9
23	Saunders, Wesley	29-0	406	14.0	28-53	.528	0-0	.000	42-55	.764	18	28	46	1.6	33	0	36	34	8	12	98	3.4
24	Travis, Jonah	29-0	194	6.7	20-42	.476	0-0	.000	29-40	.725	22	28	50	1.7	25	0	6	21	7	6	69	2.4
21	Giger, Dee	5-0	10	2.0	1-4	.250	0-1	.000	0-0	.000	0	0	0	0.0	1	0	0	1	0	2	2	0.4
25	Smith, Kenyatta	8-0	17	2.1	1-1	1.000	0-0	.000	1-2	.500	0	4	4	0.5	8	0	0	5	2	0	3	0.4
03	Brown, Matt	7-0	12	1.7	1-2	.500	0-1	.000	0-0	.000	0	1	1	0.1	2	0	0	0	1	0	2	0.3
55	Okam, Ugo	3-0	8	2.7	0-1	.000	0-0	.000	0-0	.000	0	0	0	0.0	1	0	0	0	0	0	0	0.0
02	Nesbitt, Alex	2-0	3	1.5	0-2	.000	0-0	.000	0-0	.000	0	0	0	0.0	1	0	0	0	0	0	0	0.0
34	Hamel, Tom	1-0	1	1.0	0-0	.000	0-0	.000	0-0	.000	0	0	0	0.0	0	0	0	0	0	0	0	0.0
05	Hooper, Max	2-0	4	2.0	0-1	.000	0-1	.000	0-0	.000	0	0	0	0.0	0	0	0	0	0	0	0	0.0
12	Georgatos, Jeff	5-0	9	1.8	0-0	.000	0-0	.000	0-0	.000	0	1	1	0.2	1	0	0	0	0	0	0	0.0
20	Van Nest, Andrew	1-0	2	2.0	0-0	.000	0-0	.000	0-0	.000	0	0	0	0.0	0	0	0	0	0	0	0	0.0
Team											36	41	77				6					
Total.....		30	6025		670-1434	.467	176-494	.356	447-599	.746	254	724	978	32.6	452	2	387	369	137	180	1963	65.4
Opponents.....		30	6025		612-1509	.406	135-404	.334	286-437	.654	263	579	842	28.1	551	19	292	372	91	161	1645	54.8

TEAM STATISTICS	HARV	OPP
SCORING	1963	1645
Points per game	65.4	54.8
Scoring margin	+10.6	-
FIELD GOALS-ATT	670-1434	612-1509
Field goal pct	.467	.406
3 POINT FG-ATT	176-494	135-404
3-point FG pct	.356	.334
3-pt FG made per game	5.9	4.5
FREE THROWS-ATT	447-599	286-437
Free throw pct	.746	.654
F-Throws made per game	14.9	9.5
REBOUNDS	978	842
Rebounds per game	32.6	28.1
Rebounding margin	+4.5	-
ASSISTS	387	292
Assists per game	12.9	9.7
TURNOVERS	369	372
Turnovers per game	12.3	12.4
Turnover margin	+0.1	-
Assist/turnover ratio	1.0	0.8
STEALS	180	161
Steals per game	6.0	5.4
BLOCKS	137	91
Blocks per game	4.6	3.0
ATTENDANCE	25819	68285
Home games-Avg/Game	12-2152	15-4041
Neutral site-Avg/Game	-	3-2559

Score by Periods	1st	2nd	OT	Totals
Harvard	980	968	15	1963
Opponents	753	884	8	1645

Date	Opponent	Score	Att.
11/11/11	MIT	w 76-49	2195
11/15/11	at Holy Cross	w 73-64	1892
11/19/11	at Loyola Marymount	w 77-67	3313
11/24/11	vs Utah	w 75-47	2530
11/25/11	vs Florida State	w 46-41	2394
11/26/11	vs Central Florida	w 59-49	2752
12/1/11	at Vermont	w 55-48	2827
12/4/11	SEATTLE	w 80-70	1896
12/8/11	at Connecticut	L 53-67	10167
12/10/11	at Boston University	w 76-52	3010
12/22/11	FLORIDA ATLANTIC	w 63-51	1973
12/29/11	at Boston College	w 67-46	8606
12/31/11	SAINT JOSEPH'S	w 74-69	2195
1/3/12	at Fordham	L 54-60	2891
* 1/7/12	DARTMOUTH	w 63-47	2195
1/10/12	at Monmouth	w 70-61	1809
1/14/12	GEORGE WASHINGTON	w 69-48	2195
* 1/21/12	at Dartmouth	w 54-38	2100
* 1/27/12	at Yale	w 65-35	2532
* 1/28/12	at Brown	w 68-59	2005
* 2/3/12	CORNELL	w 71-60	2195
* 2/4/12	COLUMBIA	w 57-52	2195
* 2/10/12	at Penn	w 56-50	7462
* 2/11/12	at Princeton	L 62-70	5266
* 2/17/12	BROWN	w 69-42	2195
* 2/18/12	YALE	w 66-51	2195
* 2/24/12	PRINCETON	w 67-64	2195
* 2/25/12	PENN	L 54-55	2195
* 03/02/12	at Columbia	Wot 77-70	2702
* 03/03/12	at Cornell	w 67-63	4027

* = Conference game



2011-12 NCAA Tournament Bracket



2012 NCAA Division I Men's Basketball Championship

