



VANDERBILT FOOTBALL

GAME NOTES

CONTACTS: LARRY LEATHERS (LARRY.LEATHERS@VANDERBILT.EDU) | KYLE PARKINSON (KYLE.PARKINSON@VANDERBILT.EDU)

GAME 1



SOUTH CAROLINA at VANDERBILT

Thursday, Sept. 1, 2016 ★ 7 p.m. ★ Nashville, Tenn. ★ Vanderbilt Stadium

GAMECOCKS

Overall: 0-0

SEC: 0-0

Head Coach:

Will Muschamp (1st season)

Record at SC: 0-0 (.000)

Career record: 28-21 (.571)

COMMODORES

Overall: 0-0

SEC: 0-0

Head Coach:

Derek Mason (3rd season)

Record at VU: 7-17 (.292)

Career record: 7-17 (.292)



QUICK COMPARISON

SC	2015 stats	VU
21.9	PPG	15.2
216	1st DOWNS	211
154.7	RUSH	154.7
207.5	PASS	171.8
362.2	OFFENSE	326.5
35%	3rd DOWNS	37%
217.4	OPP. RUSH	143.2
212.4	OPP. PASS	207.3
429.8	OPP. OFFENSE	350.5
47%	OPP. 3rd DOWNS	28%



OPENING KICK

★ Vanderbilt opens its 127th year of organized football with Derek Mason at the helm for his third season as the Commodores' head coach.

★ The Commodores open the season at home for the eighth straight season dating back to 2009 and kick the season off on a Thursday night for the fifth straight year.

★ Vanderbilt starts the season with a Southeastern Conference game for the first time since 2013 when VU lost 39-35 to Ole Miss on a Thursday night in Nashville en route to a 9-4 campaign.

★ RB Ralph Webb enters his junior season having started a team-best 24 straight games and needing 1,085 yards to break the Vanderbilt's all-time rushing record.

★ The Commodores return 15 starters (8 offense, 7 defense) from last year's team.

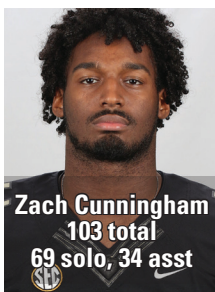
A Vanderbilt victory would...

★ Give Head Coach Derek Mason his first win in a season opener and his third SEC win.

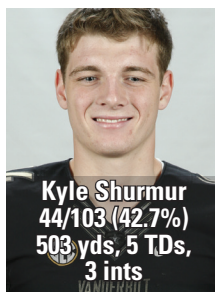
★ Mark the first time VU opened the season with a win since a 2011 victory over Elon.

2015 VANDERBILT STAT LEADERS

TACKLES



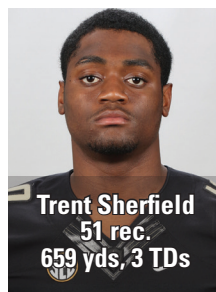
PASSING



RUSHING



RECEIVING



ESPN

PBP: Mark Jones
Analyst: Rod Gilmore
Sideline: Quint Kessenich

VANDERBILT IMG NETWORK

Flagship: WLAC 1510/WNSR 560/95.9
Voice of the Commodores: Joe Fisher
Analyst: Norman Jordan
Sideline: Mitch Light
Sirius: Ch. 84 | XM: Ch. 84



S. Carolina
Sept. 1
7 p.m.
ESPN

Middle Tenn.
Sept. 10
3 p.m.
SEC Network

@Ga. Tech
Sept. 17
11:30 a.m.
ESPN

@WKU
Sept. 24
3:30 p.m.
CBS SN

Florida
Oct. 1
TBA

@Kentucky
Oct. 8
TBA

@Georgia
Oct. 15
TBA

Tenn. State
Oct. 22
TBA

@Auburn
Nov. 5
TBA

@Missouri
Nov. 12
TBA

Ole Miss
Nov. 19
TBA

Tennessee
Nov. 26
TBA



VANDERBILT FOOTBALL MEDIA SERVICES



Monday	Tuesday	Wednesday	Thursday	Friday	Saturday	Sunday
PRACTICE 8:20-10 a.m.	PRESS CONFERENCE 12 p.m. Coach Mason	PRACTICE 9:15-10 a.m. (closed)	S. CAROLINA 7 p.m. ESPN	NO MEDIA AVAILABILITY	NO MEDIA AVAILABILITY	NO MEDIA AVAILABILITY
NO MEDIA AVAILABILITY	12:15 p.m Players	SEC COACHES TELECONFERENCE 10:40 a.m. Coach Mason	Press box opens at 4 p.m.			

VANDERBILT POST-GAME INTERVIEWS

Coach Mason's post-game press conferences are held after he addresses the team. Only properly credentialed media will be allowed into the Vanderbilt press conference room at Vanderbilt Stadium and away games.

Mason's remarks will be held in the team's press conference area. The press conference area at Vanderbilt Stadium is located in the south end zone tunnel near the team's locker room.

The Vanderbilt Locker Room is closed. Up to six student-athletes will be made available for post-game interviews. These interviews will be conducted in the same press conference room as Coach Mason's remarks. The players are available at the conclusion of Mason's conference.

GAME WEEK INTERVIEW POLICY

All interview requests for Coach Mason and Vanderbilt student-athletes **MUST** go through Larry Leathers or Kyle Parkinson prior to the interview.

Mason and offensive coordinator Andy Ludwig will be available to media members at the conclusion of practice on Wednesday morning. Student-athletes and other assistant coaches will also be available to media after the Wednesday sessions.

Practice sessions are closed to the media.

COACH MASON'S RADIO SHOW TUESDAY

The Vanderbilt Coaches Show with Coach Mason, a weekly feature of Nashville flagships NewsRadio 1510 WLAC & WNSR AM 560/FM 95.9, is scheduled on Tuesdays beginning August 30. The show starts at 7 p.m. running one hour with Coach Mason and the Voice of the Commodores Joe Fisher.

WEEKLY PRESS CONFERENCE ON TUESDAYS

Coach Mason participates in a weekly press conference for local media on Tuesdays at noon. It is held in the team's post-game press conference room in the south end zone of Vanderbilt Stadium.

Interviews with selected student-athletes will follow Mason's remarks.

The press event is available on SEC Network+ and archived at vucommidores.com.

SEC COACHES TELECONFERENCE: WEDNESDAY 10:30 A.M.

Coach Mason is available each Wednesday morning to media outlets as part of the Southeastern Conference Coaches' Teleconference. Mason's 10-minute segment starts at 10:30 a.m. CT. To participate, call the SEC Office at (205) 458-3010.

COACH'S TV SHOW ON SUNDAYS

Vanderbilt Football with Derek Mason is on each Sunday evening on Fox 17.

The show, featuring Coach Mason and Voice of the Commodores Joe Fisher, airs each Sunday at 10:30 p.m. CT on Nashville's Fox 17.

CREDENTIALS

Media seeking credentials should contact Larry Leathers at least one week prior to the event. Media will call is located at Gate 1 of Vanderbilt Stadium.

ON THE INTERNET

Vanderbilt's website - vucommidores.com - hosts stories from former Sports Illustrated writer Zac Ellis along with stats, notes and videos.



@vucommidores



/vucommidores



vandyathletics



/vanderbiltathletics

VANDERBILT ATHLETIC COMMUNICATIONS

OFFICE: 615.322.4121

VUCOMMODORES.COM

Larry Leathers

Director of Football Communications
Office: 615.343.6437
larry.leathers@vanderbilt.edu

David Dawson (WBB/XC/Commodore Nation)

Asst. Director of Communications
Office: 615.343.5823
david.dawson@vanderbilt.edu

Jay Kafer (Track & Field)

Communications Assistant
Office: 615.343.4121
jay.kafer@vanderbilt.edu

Kyle Parkinson (Baseball/Football)

Asst. Director of Communications
Office: 615.343.0020
kyle.parkinson@vanderbilt.edu

Catherine Hilley (Soccer/M&W Tennis)

Asst. Director of Communications
Office: 615.343.0019
catherine.hilley@vanderbilt.edu

Matt Paras (Lacrosse/Swimming)

Communications Assistant
Office: 615.343.4121
matt.paras@vanderbilt.edu

Rod Williamson (Bowling)

Assoc. AD/Director of Communications
Office: 615.322.4051
rod.williamson@vanderbilt.edu

Dana Reynolds

Social Media Coordinator
Office: 615.322.8797
dana.reynolds@vanderbilt.edu

Robynn Candish

Administrative Assistant
Office: 615.322.4121
robynn.candish@vanderbilt.edu

Andy Boggs (MBB/M&W Golf)

Asst. Director of Communications
Office: 615.343.1847
andy.boggs@vanderbilt.edu

Zac Ellis

Writer/Digital Media Editor
Office: 615.322.1012
zac.ellis@vanderbilt.edu



VANDERBILT VS. SOUTH CAROLINA BREAKDOWN



CATEGORY	VANDERBILT	S. CAROLINA	CATEGORY	VANDERBILT	S. CAROLINA
Overall	4-8	3-9	Kick Returns: #-Yards	40-784 (1)	34-796 (2)
SEC	2-6	1-7	Punt Returns: #-Yards	31-197 (T3)	12-55 (12)
Streak	L2	L5	INT Returns: #-Yards	6-49 (14)	12-37(5)
Scoring	182 (13)	263 (12)	Kick Return Average	19.6 (10)	23.4 (3)
Points per Game	15.2	21.9	Punt Return Average	6.4 (11)	4.6 (13)
First Downs	211 (13)	216 (12)	INT Return Average	8.2 (11)	3.1 (14)
Rushing	99	97	Fumbles Lost	9 (T11)	3 (T1)
Passing	94	107	Fumbles Recovered	11 (T1)	8 (T5)
Penalty	18	12	Penalties-Yards	73-566 (9)	60-468 (5)
Rushing Yards	1856 (T10)	1856 (T10)	Average per Game	47.2	39.0
Yards Gained	2174	2108	Punts-Yards	82-3277 (1)	55-2434 (T9)
Yards Lost	318	252	Average per Punt	40.0	44.3
Attempts	495	423	Net Punt Average	33.5	41.3
Average per Rush	3.7	4.4	Time of Possession/Game	385:28/32:07 (3)	341:52/28:29 (9)
TDs	9	11	3rd Down Conversions	76/204 (3)	58/164 (11)
Passing Yards	2062 (12)	2490 (8)	3rd Down Pct.	37.3	35.4
Comp-Att-INT	192-376-16	191-351-12	4th Down Conversions	7/18 (13)	11/20 (7)
Average per Pass	5.5	7.1	4th Down Pct.	38.9	55.0
Average per Catch	10.7	13.0	Sacks By-Yards	26-156 (T6)	20-137 (10)
Average per Game	171.8	207.5	Sacks Allowed-Yards	28-178 (9)	26-169 (8)
TDs Passing	11	17	Touchdowns Scored	21 (13)	29 (12)
Total Offense	3918 (13)	4346 (12)	Field Goals-Attempts	12-19 (12)	20-28 (8)
Total Plays	871	774	Redzone Scores	21 (14)	31 (11)
Average per Play	4.5	5.6	Redzone Touchdowns	15 (12)	17 (11)
Average per Game	326.5	362.2			

(SEC rank in parentheses)

The South Carolina Series

All-Time vs. South Carolina: 4-21
First meeting: 1961 in Nashville, L 23-7
Last meeting: 2015 in Columbia, L 19-10
Last meeting in Nashville: 2014, L 48-34
In Nashville: 2-10
In Columbia: 2-11
Streak: L7 (last win 2008, 24-17)
Last 10 meetings (2-8)
 2015 - Columbia, L 19-10
 2014 - Nashville, L 48-34
 2013 - Columbia, L 35-25
 2012 - Nashville, L 17-13
 2011 - Columbia, L 21-3
 2010 - Nashville, L 21-7
 2009 - Columbia, L 14-10
 2008 - Nashville, W 24-17
 2007 - Columbia, W 17-6
 2006 - Nashville, L 31-13

Last time vs. South Carolina

COLUMBIA, S.C. (AP)-- Vanderbilt coach Derek Mason is ready for his football team to grow up and stop making mistakes.

The second-year coach was frustrated after the Commodores (2-4, 0-3 Southeastern) lost 19-10 to South Carolina on Saturday, turning the ball over five times and committing key penalties in what might have been their best chance at an SEC win this season.

"Our football team continues to shoot itself in the foot," Mason said. "We've got to be better all the way around."

Vanderbilt appeared to have the momentum, turning a 6-0 deficit into a 10-6 lead with a touchdown on a 14-play drive late in the second quarter and a field goal on a 10-play drive early in the second half. But then came the turning point of the game.

Gamecocks quarterback Perry Orth hit Pharoah Cooper as he came across the field and the junior outran the defense for the 78-yard touchdown.

TEAM	1	2	3	4	FINAL	RECORD
VU	0	7	3	0	10	2-4,0-3
SC	6	0	10	3	19	3-4,1-4

SCORING SUMMARY

1st: SC: Fry 47-yd. FG, 4-(-5) 1:02. SC: Fry 31-yd. FG, 11-74 3:54.
2nd: VANDY: Scott 4-yd. pass from McCrary (Openshaw kick), 14-79 6:43.
3rd: VANDY: Openshaw 23-yd. FG, 10-73 5:43. SC: Cooper 78-yd. pass from Orth (Fry kick), 3-83 1:30. SC: Fry 19-yd, 8-44 2:52.
4th: SC: Fry 22-yd. FG, 5-12 1:10.

STATISTICS

	VU	SC
FIRST DOWNS	20	17
RUSHES-YARDS (NET)	35-155	37-152
PASSING YDS (NET)	177	272
PASSES ATT-COMP-INT	21-42-3	17-29-1
TOTAL OFFENSE PLAYS-YARDS	77-332	66-424
KICKOFF RETURNS-YARDS	3-181	6-360
INTERCEPTION RETURNS-YARDS	1-0	3-11
PUNTS (NUMBER-AVG)	6-38.2	5-42.6
FUMBLES-LOST	0-1	1-0
PENALTIES-YARDS	6-53	6-39
POSSESSION TIME	32:50	27:10
THIRD-DOWN CONVERSIONS	6 OF 15	2 OF 13
FOURTH-DOWN CONVERSIONS	0 OF 1	0 OF 0
RED-ZONE SCORES-CHANCES	2-3	3-4
SACKS BY: NUMBER-YARDS	2-12	3-19

RUSHING: VANDY--Darius Sims 6-104; Ralph Webb 16-58; Johnny McCray 11-6; Dallas Rivers 1-(-2); Team 1-(-11). SC--Brandon Wilds 24-119; David Williams 7-49; Team 2-(-3); Perry Orth 4-(-13).

PASSING: VANDY--Johnny McCray 21-42-3-177. SC--Perry Orth 17-28-1-272; Team 0-1-0-0.

RECEIVING: VANDY--Steven Scheu 6-59; Darius Sims 3-22; L. Rayford 3-18; Ralph Webb 2-23; Caleb Scott 2-20; Trent Sherfield 2-18; Nathan Marcus 1-10; Ronald Monroe 1-6; C. Dorrell 1-1. SC--Pharoah Cooper 7-160; D.J. Neal 4-49; Jerrell Adams 2-32; Brandon Wilds 2-10; Terry Googer 1-13; David Williams 1-8.

Did You Know?

Tonight's game is the second time in five years Vanderbilt has opened a season against South Carolina on a Thursday night at home (2012).

The longest recorded flight of a chicken is 13 seconds.

On this date in 1689, Russia began taxing men's beards.



VANDERBILT (IN)DEPTH CHART: OFFENSE

WR



10 Trent Sherfield // 6-1, 200, Jr.
Set school record with 240 yards receiving vs. Austin Peay 9/19/15... 51 catches in '15 led team... Working towards degree in medicine, health and society.

	REC	YDS	TD
2016			
2015	51	659	3
2014	1	9	0
Totals	52	668	3

9 Caleb Scott // 6-2, 204, Jr.
Started nine games and played in all 12 in 2015... Caught at least two passes in eight games in '15... Son of former Commodore and NFL player Chuck Scott (1981-84).

	REC	YDS	TD
2016			
2015	24	339	2
2014	6	78	0
Totals	30	417	2

TE




83 Nathan Marcus // 6-5, 244, R-Jr.
Started two games and played in 11 games during sophomore season... Working toward degree in communication studies.

	REC	YDS	TD
2016			
2015	4	34	0
2014	6	56	2
Totals	10	90	2

89 Sean Dowling // 6-5, 265, Sr.
Played in 10 games as a tight end and on special teams in 2015... Earned his first career start, getting nod against Ole Miss as TE... Dad, Christopher, is a colonel in the U.S. Marines.

	REC	YDS	TD
2016			
2015	0	0	0
2014	0	0	0
Totals	0	0	0

LT



74 Will Holden // 6-6, 312, Sr.
Started all 12 games at LT in 2015 as one of three Commodores on offense to start all 12 games (Ralph Webb, Trent Sherfield)... An Eagle Scout, who aspires to be an FBI agent.

	GP	GS
2016		
2015	12	12
2014	12	10
Totals	35	22

77 Devin Cochran // 6-7, 305, Fr.
First team All-State OT for Greater Atlanta Christian as a senior, helping team to 12-2 record senior season... Also competed in track & field as a thrower.

	GP	GS
2016		

LG




64 Delando Crooks // 6-5, 305, R-Jr.
Missed significant time in 2015 with a leg injury but made his first career start against Texas A&M as a tight end... Named Homecoming King as a senior at Atlanta-Carver HS.

	GP	GS
2016		
2015	5	1
2014	9	0
Totals	14	1

76 Egidio DellaRipa // 6-4, 295, R-Jr.
Has yet to see game action at Vanderbilt after transferring from California community college... Working towards a degree in economics.

	GP	GS
2016		
2015	0	0
2014	0	0
Totals	0	0

C




56 Barrett Gouger (gow-GURR) // 6-4, 305, Sr.
Played in all 12 games in 2015 and started 10 games at right guard... 613 offensive snaps ranked fourth among VU lineman... High school wrestling state champion in Division II at Baylor School.

	GP	GS
2016		
2015	12	10
2014	12	0
Totals	34	11

57 Ean Pfeifer // 6-4, 290, R-Fr.
Redshirted during the 2015 season... First team All-State selection as a senior and junior for powerful Bentonville HS in Arkansas... Has five siblings.

	GP	GS
2016		
2015	0	0
2014	0	0
Totals	0	0

RG



61 Bruno Reagan // 6-3, 310, R-So.
Played in all 12 games and started two in 2015, playing on the offensive line and special teams... Won wrestling Tennessee state title as a junior in HS finishing 57-0, also nationally ranked in judo.

	GP	GS
2016		
2015	12	2
2014	0	0
Totals	12	2

75 Bailey Granier // 6-6, 320, R-So.
Earned playing time in 2015, playing in the team's final six games and starting three at right tackle... Played 192 total snaps... Dad is a commercial fisherman.

	GP	GS
2016		
2015	6	3
2014	0	0
Totals	6	3

RT



58 Justin Skule // 6-6, 305, So.
Freshman campaign ended with an injury after earning way into starting lineup, starting two games and playing in seven... Dad, Josh, played on offensive line at Navy.

	GP	GS
2016		
2015	7	2
2014	7	2
Totals	14	4

71 Jared Southers // 6-4, 308, R-Fr.
Redshirted during the 2015 season... Played for Seton Hall Prep in New Jersey, same high school as former Vanderbilt baseball player John Norwood... Also lettered in wrestling in HS.

	GP	GS
2016		
2015	0	0
2014	0	0
Totals	0	0

QB



14 Kyle Shurmur // 6-4, 223, So.
Named starter by Coach Mason in July after starting five games as true freshman in 2015... Son of Minnesota Vikings TE coach Pat Shurmur.

	C-A-I	YDS	TD
2016			
2015	44-103-3	503	3
Totals	44-103-3	503	3

12 Wade Freebeck // 6-5, 225, Jr.
Saw action in only one game in 2015 after starting four games and playing in five total in 2014 as a true freshman... Two-time SEC Academic Honor Roll member.

	C-A-I	YDS	TD
2016			
2015	2-6-1	26	0
2014	34-72-5	376	1
Totals	36-78-6	402	1

RB



7 Ralph Webb // 5-10, 202, Jr.
Rushed for more yards than any VU sophomore in history with 1152 yards in 2015... Needs 1085 yards to break all-time rushing record at Vanderbilt.

	ATT	YDS	TD
2016			
2015	277	1152	5
2014	212	912	4
Totals	489	2064	9

28 Dallas Rivers // 6-1, 225, Jr.
Played in all 12 games in 2015 serving as Ralph Webb's back-up... Lone TD run came against Middle Tennessee... Involved in Young Life organization and works as counselor at local youth camps.

	ATT	YDS	TD
2016			
2015	60	183	1
2014	61	218	2
Totals	121	401	3

FB



28 Dallas Rivers // 6-1, 225, Jr.
Played in all 12 games in 2015 serving as Ralph Webb's back-up... Lone TD run came against Middle Tennessee... Involved in Young Life organization and works as counselor at local youth camps.

	ATT	YDS	TD
2016			
2015	60	183	1
2014	61	218	2
Totals	121	401	3

39 Bailey McElwain // 6-0, 238, Fr.
The last recruit to join freshman class, signing over the summer... Played at Hewitt-Trussville HS in Alabama earning All-State honors as a junior and senior.

	ATT	YDS	TD
2016			

WR



19 C.J. Duncan // 5-11, 203, R-Jr.
Returning from ruptured Achilles tendon suffered prior to 2015 season... Started nine games and played in two more in 2014... Interned for Davidson Co. Circuit Judge J. Randall Wyatt last summer.

	REC	YDS	TD
2016			
2015	-	-	-
2014	28	441	4
Totals	28	441	4

86 Latevius (la-TAY-vee-us) Rayford // 6-1, 201, Sr.
Played in 11 games in 2015, making three starts as a junior... Caught lone TD against Georgia... On track to graduate this year with a degree in communication studies.

	REC	YDS	TD
2016			
2015	19	151	1
2014	36	350	1
Totals	57	530	2



VANDERBILT (IN)DEPTH CHART: DEFENSE

DE		49 Jonathan Wynn // 6-4, 258, R-Jr. Started four games and played in all 12 in 2015, moving from OLB to DE... Studied abroad in Switzerland in May 2016... Attended same HS as teammate Dallas Rivers.	2016 U-A-T TFL SACK 2015 8-13-21 3.0-13 1.0-7 2014 5-8-13 1.5-10 1.0-8 Totals 13-21-34 4.5-23 2.0-15
		34 Dare (dar-EE) Odeyingbo (O-duh-yeng-BO) // 6-2, 262, So. Played in eight games as a true freshman in 2015, earning time on special teams and on defense... Parents, Gary and Betty, are natives of Nigeria.	2016 U-A-T TFL SACK 2015 0-2-2 0.5-1 0-0 Totals 0-2-2 0.5-1 0-0
DT		69 Adam Butler // 6-4, 295, Sr. Started eight games in 2015 on defensive line... Expected to finish degree in environmental communication in December.	2016 U-A-T TFL SACK 2015 12-6-8 7.0-27 3.0-18 2014 16-19-35 7.5-22 2.5-13 Totals 44-34-78 20.5-67 5.5-31
		- OR - 94 Torey Agee // 6-4, 285, Sr. Played in 11 games in 2015, making one start... Expected to complete degree in psychology in December... Son of former NFL RB Tommy Agee.	2016 U-A-T TFL SACK 2015 12-5-17 3.0-16 2.0-13 2014 0-4-4 0-0 0-0 Totals 13-12-25 3.0-16 2.0-13
DE		77 Nifae (nee-FY) Lealao (lee-AL-ow) // 6-5, 312, Jr. Started four games and played in all 12 in 2015... One of three players on football roster of Polynesian descent (Sa'o, Auwae-McMoore).	2016 U-A-T TFL SACK 2015 9-9-18 1.0-2 0-0 2014 2-5-7 0-0 0-0 Totals 11-14-25 1.0-2 0-0
		44 Nehemiah Mitchell // 6-4, 260, Sr. Played OLB in 2015, making seven starts after transferring from San Francisco CC... Moved to DE during offseason... Uncle is former Oklahoma LB and Arizona Cardinals LB Lance Mitchell.	2016 U-A-T TFL SACK 2015 9-15-24 1.5-12 0.5-3 Totals 9-15-24 1.5-12 0.5-3
OLB		99 Landon Stokes // 6-4, 240, R-Jr. Saw action in all 12 games in 2015 earning five starts... Plays the saxophone... Son of former NFL defensive end Fred Stokes.	2016 U-A-T TFL SACK 2015 12-12-24 3.0-12 1.0-9 2014 2-2-4 0-0 0-0 Totals 14-14-28 3.0-12 1.0-9
		11 Charles Wright // 6-3, 237, R-So. Played in all 12 games as a redshirt freshman in 2015, seeing time on defense and special teams... All-State basketball player in HS.	2016 U-A-T TFL SACK 2015 1-2-3 1.5-5 1.0-4 Totals 1-2-3 1.5-5 1.0-4
ILB		41 Zach Cunningham // 6-4, 230, R-Jr. Named preseason All-SEC by media at SEC Media Days and 2nd team All-SEC by league's coaches... Led VU in tackles with 103 in 2015, earning first team All-SEC honors.	2016 U-A-T TFL SACK 2015 69-34-103 16.5-56 4.5-32 2014 37-30-67 6.5-13 1.5-7 Totals 106-64-170 23.0-69 6.0-39
		25 Josh Smith // 6-3, 236, So. Played in all 12 games as true freshman in 2015... Two-time 1st team All-State player in HS... Younger brother of teammate, Emmanuel Smith... Dad, Demetrius, played football at Middle Tennessee.	2016 U-A-T TFL SACK 2015 1-6-7 0.5-1 0-0 Totals 1-6-7 0.5-1 0-0
ILB		52 Nigel Bowden // 6-1, 240, R-Jr. Missed most of 2015 season with a concussion, playing in and starting just two games... Freshman All-SEC LB in 2014 starting 11 games... Older brother, Jason, died in line of duty in Iraq War.	2016 U-A-T TFL SACK 2015 2-2-4 0-0 0-0 2014 37-41-78 2.0-12 1.0-7 Totals 39-43-82 2.0-12 1.0-7
		40 Ja'karri (jah-CAR-ee) Thomas // 6-1, 225, Sr. Played in 10 games in 2015, seeing action on defense and special teams... Has played in 34 games over the last three years... Expected to complete degree in sociology.	2016 U-A-T TFL SACK 2015 7-7-14 0-0 0-0 2014 6-16-22 0.5-1 0-0 Totals 22-38-60 3.0-11 0-0
OLB		20 Oren Burks // 6-3, 222, R-Jr. Led VU with three interceptions in 2015... Serves as president of Student-Athlete Advisory Committee... Nominated for AFCA Good Works team and Wuerffel Trophy.	2016 U-A-T TFL SACK 2015 35-24-59 2.0-5 0-0 2014 16-21-37 0-0 0-0 Totals 51-45-96 2.0-5 0-0
		9 Caleb Peart (peert) // 6-1, 234, R-Fr. Redshirted during 2015 season... Three-time All-State defensive lineman at Hamilton HS in Gilbert, Ariz.	2016 U-A-T TFL SACK 2015 0-0-0 0-0 0-0 Totals 0-0-0 0-0 0-0
CB		31 Tre Herndon // 6-1, 188, Jr. One of only two VU defenders to start all 12 games in 2015 (Oren Burks)... Real name is Willie Herndon III.	2016 U-A-T TFL INT 2015 35-12-47 1.0-6 0-0 2014 7-2-9 0-0 0-0 Totals 42-14-56 1.0-6 0-0
		30 Bryce Lewis // 6-0, 185, R-So. Played in 11 of 12 games in 2015, seeing action on special teams as well as defense... Working on degrees in special education and economics.	2016 U-A-T TFL INT 2015 0-1-1 0-0 0-0 Totals 0-1-1 0-0 0-0
SS		7 Emmanuel Smith // 6-2, 219, Jr. Played in 11 of 12 games in 2015, making two starts and contributing on special teams... Older brother of teammate, Josh Smith... Dad, Demetrius, played football at Middle Tennessee.	2016 U-A-T TFL INT 2015 1-9-10 0-0 0-0 2014 1-2-3 0-0 0-0 Totals 2-11-13 0-0 0-0
		- OR - 14 Ryan White // 5-10, 188, R-Jr. Returned punts and played every game on defense in 2015, making one start on defense... Created two turnovers with an interception at Florida and fumble recovery at Middle Tennessee.	2016 U-A-T TFL INT 2015 5-3-8 1.0-1 0-0 2014 0-0-0 0-0 0-0 Totals 5-3-8 1.0-1 0-0
FS		2 Arnold Tarpley // 6-1, 200, Jr. Started seven games in 2015, playing in all 12 making at least three tackles in 10 of the 12 games... Arnold Lee Tarpley III.	2016 U-A-T TFL INT 2015 24-12-36 5.0-27 0-0 2014 0-0-0 0-0 0-0 Totals 24-12-36 5.0-27 0-0
		- OR - 13 LaDarius Wiley // 6-1, 205, R-So. Rangy defender saw action in defensive secondary and on special teams in 2015... Has five brothers... Working on degree in medicine, health and society.	2016 U-A-T TFL INT 2015 18-8-26 3.0-10 1-0 2014 19-15-34 3.5-14 0-0 Totals 37-23-60 6.5-24 1-0
CB		5 Torren McGaster // 6-0, 198, Sr. Established himself as the Dores' top CB in 2015, starting all 12 games and ranking among SEC leaders in pass break-ups with 13... Has three brothers and three sisters.	2016 U-A-T TFL INT 2015 41-10-51 4.5-8 0-0 2014 46-20-66 3.5-9 2-6 Totals 97-35-132 8.0-17 2-6
		3 Taurean Ferguson // 5-9, 190, R-Jr. Played in 11 games during sophomore season, earning a start against Florida... Started six games in 2014... Working on degree in human and organizational development.	2016 U-A-T TFL INT 2015 11-2-13 0.5-1 0-0 2014 25-5-30 1.5-2 2-21 Totals 36-7-43 2.0-3 2-21



DORES IN THE SEC & NATIONAL RANKINGS

Category	TEAM		
	Stat	SEC	National
Scoring Defense	21.0	6	22
Rushing Defense	143.2	7	33
Total Defense	350.5	6	28
Passing Defense	207.3	7	41
Pass Defense Effic.	114.5	7	28
Opp. 1st Downs	17.2	2	4
Sacks By	2.17	9	T56
Opp. 3rd Down Conv.	28.2	2	6
Turnover Margin	-8	14	109
Penalty Yards	47.2	8	38
Opp. Penalty Yards	57.2	2	--
Red Zone Defense	71.4	2	6
Scoring Offense	15.2	13	123
Rushing Offense	154.7	T10	87
Total Offense	326.5	13	116
Pass Offense	171.8	13	111
Pass Efficiency	98.3	13	117
3rd Down Conversions	37.3	10	88
Sacks Against	2.33	9	T79
1st Downs	17.6	13	T115
Red Zone Offense	63.6	14	126
Time of Possession	32:07	3	25
Punting (Net)	33.5	14	119
Kickoff Returns	19.6	11	100
Kickoff Coverage	39.7	11	--
Punt Return Avg.	6.4	11	90
Field Goals	.632	12	--

INDIVIDUAL

Category/Player	Stat	SEC	National
Rushing/Ralph Webb	96.0	6	37
Punt Return Avg./Ryan White	7.5	10	40
All Purpose/Ralph Webb	111.7	8	67
Tackles per Game/Z. Cunningham	8.6	5	50
Tackles for Loss/Z. Cunningham	1.38	3	T21
Passes Defended/Torren McGaster	1.08	4	--
Passes Defended/Oren Burks	0.75	T19	--
Interceptions/Oren Burks	3	T9	T76
Fumbles Forced/Z. Cunningham	4	3	T9
Fumbles Recovered/Z. Cunningham	3	2	T26

(2015 season total/final ranking in parentheses)

LOADS OF EXPERIENCE BACK FOR VU IN '16

The Vanderbilt roster is loaded with experience coming into the 2016 season with eight returning starters on offense, seven on defense and kicker Tommy Openshaw back. The Commodores' skill positions return virtually everyone from a year ago led by QB Kyle Shurmur. The now sophomore quarterback led Vandy to Southeastern Conference wins over Missouri and Kentucky as part of his five-game starting stretch as a true freshman. Ralph Webb is back after a record-setting sophomore campaign that saw him rush for more yards than any Vanderbilt sophomore in history with 1152 yards. The receiving corps welcomes back Trent Sherfield, Darrius Sims and Caleb Scott while the line has Barrett Gouger, Bailey Granier and Will Holden back up front.

Defensively, Vanderbilt is happy to have first team All-SEC LB Zach Cunningham back in the middle of the defense. The now junior led VU with 103 tackles last year as a sophomore and will get more help this year with the return of Nigel Bowden to the defense. Bowden missed the majority of last year after suffering a concussion. Nehemiah Mitchell started seven games last year as a linebacker but has made the move to the defensive line and joins Adam Butler and Nifae Lealao up front for the Dores' D. The Vandy secondary returns nearly intact with the return of three starters. Torren McGaster, Tre Herndon and Oren Burks are all back with Burks transitioning into the created Star position in Mason's defense. Burks will now serve as a hybrid safety/linebacker.

COMMODORES ON THURSDAYS

Vanderbilt opens the season on a Thursday night for the fifth straight season dating back to 2012 when South Carolina visited Vanderbilt Stadium. The Commodores dropped a defensive battle to the Gamecocks that started a four-game slide in season openers.

The Commodores last Thursday night win also came against South Carolina in 2008 that capped a three-game winning streak in Thursday night contests. That Thursday night tilt against

the Gamecocks also serves as the Dores last Thursday night game to not be a season-opener. VU opened the 2008 season with a Thursday night win at Miami (OH).

Vanderbilt's game with Alabama in 1997 is the only other Thursday night game that was not a season-opener for VU.

VU ON THURSDAYS

YEAR	OPPONENT	W/L	SCORE
2015	WKU	L	14-12
2014	Temple	L	37-7
2013	Ole Miss	L	39-35
2012	South Carolina	L	17-13
2008	South Carolina	W	24-17
2008	Miami (Ohio)	W	34-13
2005	Wake Forest	W	24-20
2001	MTSU	L	37-28
1997	Alabama	L	20-0
1996	Notre Dame	L	14-7

2016 Need-to-Know Info

Opponent	Captains	Coin Toss	KO/Receive	1st Poss.	Opp. 1st Poss.	Game Length	Jersey	Pants	Helmet	Result
S. Carolina										
Middle Tenn.										
@Ga. Tech										
@WKU										
Florida										
@Kentucky										
@Georgia										
Tennessee St.										
@Auburn										
@Missouri										
Ole Miss										
Tennessee										

Ranking is indicative of AP poll ranking when game was played



**DEREK MASON:
HEAD COACH & DEFENSIVE COORDINATOR**

Head coach Derek Mason is on a very short list of head coaches that also serve as their own offensive or defensive coordinators in college football.

Mason and San Diego State head coach Rocky Long are the only two head coaches in the country that run both the team and the defense. Mason and Long are two of eight college head coaches to serve as both head coach and coordinator joining

head coaches that run the other side of the ball with Georgia Tech's Paul Johnson, Massachusetts' Mark Whipple, New Mexico State's Doug Martin, Washington State's Mike Leach, Kansas' David Beaty and Tulsa's Philip Montgomery running their respective teams' offenses.

Mason, Beaty, Johnson and Leach are the only ones to pull double duty at the Power 5 level. Mason and Johnson will put their teams on the field against each other on September 17 in Atlanta when the Commodores travel to Atlanta to take on Johnson's Yellow Jackets.

HEAD COACH/COORDINATOR

HEAD COACH	SCHOOL
David Beaty	Kansas
Paul Johnson	Georgia Tech
Mike Leach	Washington State
*Rocky Long	San Diego State
Doug Martin	New Mexico State
*Derek Mason	Vanderbilt
Philip Montgomery	Tulsa
Mark Whipple	Massachusetts

* - head coach and defensive coordinator

VANDERBILT COACHES YOUNGEST IN SEC

Vanderbilt's coaching staff has skewed much younger this year under Derek Mason in his third season. During the offseason, Mason hired former Vanderbilt All-SEC LB and 27-year-old Chris Marve to coach the team's linebackers and former Oklahoma DL and 34-year-old C.J. Ah You to coach the Commodores' defensive line. Adding Marve and Ah You to the coaching staff dropped the Dores' average age on the coaching staff to 41.6. Mason's staff is the youngest staff in the Southeastern Conference, narrowly in front of South Carolina's new coaching staff. Marve and Ah You

join Marc Mattioli (29), Cortez Hankton (35) and new offensive line coach Cameron Norcross (39) as VU coaches to begin the season under 40-years-old.

The SEC by average age (44.5) is the second-youngest league among the Power 5

conferences led by the Atlantic Coast Conference with an average coach age of 43.9. The SEC is in front of the Pac-12 (44.7), Big 12 (44.7) and the Big 10 (45.1).

YOUNGEST COACHING STAFFS IN POWER 5

	TEAM	CONF	AVG. AGE
1.	Syracuse	ACC	39.0
2.	Miami	ACC	39.1
3.	Washington St.	P12	39.4
4.	Louisville	ACC	39.5
5.	Duke	ACC	39.6
6.	Iowa State	B12	40.0
7.	Rutgers	B10	40.4
	Texas Tech	B12	40.4
	West Virginia	B12	40.4
10.	Washington	P12	40.7
11.	Stanford	P12	41.4
	NC State	ACC	41.4
13.	Arizona	P12	41.6
	Vanderbilt	SEC	41.6
	Penn State	B10	41.6

VANDERBILT'S RECORD WHEN...

home.....	0-0
road	0-0
day games.....	0-0
night games.....	0-0
overtime.....	0-0
VU scores on 1st possession.....	0-0
Opp. scores on 1st possession.....	0-0
VU scores first.....	0-0
Opp. scores first.....	0-0
VU leads after 1st quarter.....	0-0
Opp. leads after 1st quarter.....	0-0
Tied after 1st quarter.....	0-0
VU leads at halftime.....	0-0
Opp. leads at halftime.....	0-0
Tied at halftime.....	0-0
VU leads after 3rd quarter.....	0-0
Opp. leads after 3rd quarter.....	0-0
Tied after 3rd quarter.....	0-0
VU has more total yards.....	0-0
Opp. has more total yards.....	0-0
VU has more rushing yards.....	0-0
Opp. has more rushing yards.....	0-0
VU has more passing yards.....	0-0
Opp. has more passing yards.....	0-0
VU has more turnovers.....	0-0
Opp. has more turnovers.....	0-0
Teams have equal turnovers.....	0-0
VU forces 1+ turnovers.....	0-0
VU has more penalties.....	0-0
Opp. has more penalties.....	0-0
Teams have equal penalties.....	0-0
VU has more time of possession.....	0-0
Opp. has more time of possession.....	0-0
VU has 100-yard rusher.....	0-0
Opp. has 100-yard rusher.....	0-0
VU has 300-yard passer.....	0-0
Opp. has 300-yard passer.....	0-0
VU has 100-yard receiver.....	0-0
Opp. has 100-yard receiver.....	0-0
VU scores less than 20 points.....	0-0
Opp. scores less than 20 points.....	0-0
VU scores 20+ points.....	0-0
Opp. scores 20+ points.....	0-0
VU scores 30+ points.....	0-0
Opp. scores 30+ points.....	0-0
Playing on grass.....	0-0
Playing on turf.....	0-0
VU defense scores.....	0-0
Opp. defense scores.....	0-0
VU scores special teams TD.....	0-0
Opp. scores special teams TD.....	0-0
vs. Top AP 5.....	0-0
vs. Top AP 10.....	0-0
vs. Top AP 15.....	0-0
vs. Top AP 25.....	0-0
VU rushes for 100+ yards.....	0-0
Opp. rushes for 100+ yards.....	0-0
VU rushes for 200+ yards.....	0-0
Opp. rushes for 200+ yards.....	0-0
VU passes for 200+ yards.....	0-0
Opp. passes for 200+ yards.....	0-0
VU passes for 250+ yards.....	0-0
Opp. passes for 250+ yards.....	0-0
VU passes for 300+ yards.....	0-0
Opp. passes for 300+ yards.....	0-0
VU totals less than 300 yards total offense.....	0-0
Opp. totals less than 300 yards total offense.....	0-0
VU totals 300+ yards total offense.....	0-0
Opp. totals 300+ yards total offense.....	0-0



Cunningham, Webb & Burks

THREE COMMODORES EARN PRESEASON ALL-SEC NOD

A trio of Commodores earned preseason recognition from the league's coaches last week when LB Zach Cunningham and RB Ralph Webb were tabbed second team All-SEC and LB/S Oren Burks was tabbed as a third team member.

Cunningham is coming off a first team All-SEC season as a sophomore last year when he led the Commodores in tackles (103), tackles for loss (16.5) and sacks (4.5).

Webb enters his junior season needing 1,085 yards to break Zac Stacy's all-time rushing record. Webb rushed for 1,152 yards as a sophomore last season - the most ever by a sophomore at Vanderbilt - on a school record 277 carries. Webb holds the record for rushing yards for sophomores and freshmen (907). Stacy holds the record for rushing yards for a junior with 1,193, which is also the school single-season record.

Burks moves into the Vanderbilt defense's new star position this year after posting a solid sophomore season in 2015. He made a career-high 58 tackles and led the Commodores with three interceptions.

The nod from the league's coaches adds to the media voting Cunningham and Webb to their All-SEC second team at SEC Media Days in July.

5 OF TOP 6 RECEIVERS RETURN IN 2016

The Vanderbilt offense returns five of the team's top six pass catchers from a year ago led by junior Trent Sherfield, who led the team with 51 catches.

Caleb Scott (24 receptions), Ralph Webb (24), Latevious Rayford (19) and Darrius Sims (10) join Sherfield as the Dores' top returning pass catchers.

C.J. Duncan returns after missing the entire 2015 season with an injury adding another threat to the passing attack. Duncan caught 28 passes for 441 yards and four TDs in 2014 as a redshirt freshman.

Freshman Kalija Lipscomb and Donaven Tennyson have been impressive in training camp.

VETERAN VANDY SECONDARY

Vanderbilt's defense returns four starters in the secondary led by senior Torren McGaster and junior Oren Burks. The squad has been impressive in individual and team drills during camp.

McGaster's 37 career games are tied with Darrius Sims for the most on the roster and McGaster's 23 starts are matched only by Adam Butler on the defensive side of the ball.

Burks led the Commodores with three interceptions in 2015 and will fill the Dores' new Star position this fall as a hybrid safety/linebacker in head coach Derek Mason's defense.

Tre Herndon started all 12 games in 2015 and returns as one of team's top corners.

Arnold Tarpley saw action in all 12 games last season, starting seven games for the team when the Dores started the game in a nickel package.

Ryan White and Emmanuel Smith have impressed during camp and will compete for one of the defense's starting safety positions.

LaDarius Wiley is locked in a battle with Tarpley at the other safety spot with Andrew Rector competing for playing time as well.

Taurean Ferguson, Bryce Lewis and freshman Joejuan Williams have all made their mark early and are expected to see action early in the season.

CUNNINGHAM, WEBB ON PRESEASON WATCH LISTS

Zach Cunningham and Ralph Webb enter their junior seasons with numerous accolades, including being named to a pair of awards watch lists.

Cunningham is on the Bednarik Award watch list after a stellar 2015 that saw him earn first team All-SEC honors. The Bednarik Award is given annually to the nation's best defensive player.

Webb finds himself on the Doak Walker Award watch list. The Gainesville, Fla. native became just the fifth Commodore to eclipse the 1,000-yard mark last season, rushing for 1,152 yards. The Doak Walker is awarded annually to college football's top running back.



VANDERBILT IN SEASON OPENERS

The Commodores look to reverse a trend on Thursday night with the program's last season-opening victory coming in 2011 against Elon. That victory over Elon capped a five-year stretch that saw the Dores win four of their five season-openers from 2005-09.

Vanderbilt opens the season with a Southeastern Conference foe for the second time in four years with South Carolina serving as the first since Ole Miss in 2013. Over the last 25 years, VU has played an SEC opponent eight times taking on Alabama three times (1992, 1995, 1999), South Carolina (2004, 2012) and Ole Miss twice (2003, 2013) and Mississippi State once in 1998.

The Commodores are 4-6 over their last 10 lid lifters dating back to a trip to Michigan in 2006.

LAST 10 SEASON OPENERS

YEAR	OPPONENT	RESULT
2015	Western Kentucky	L 14-12
2014	Temple	L 37-7
2013	Ole Miss	L 39-35
2012	South Carolina	L 17-13
2011	Elon	W 45-14
2010	Northwestern	L 23-21
2009	Western Carolina	W 45-0
2008	at Miami (OH)	W 34-13
2007	Richmond	W 41-17
2006	at Michigan	L 27-7

Last season, the Dores rallied for nine points in the fourth quarter against Western Kentucky but a failed two-point conversion was the difference in a 14-12 loss. Ralph Webb carried 18 times for a game-high 70 yards and Trent Sherfield caught four passes for 63 yards.

The last time VU topped a fellow SEC opponent in a season opener was 1988, when the Commodores beat Mississippi State 24-20 fueled by a 14-point fourth quarter with WR Boo Mitchell hauling in TD catches from 48 and 50 yards.

JELKS, STANKAVAGE SIDELINED FOR SEASON

OL Andrew Jelks and QB Shawn Stankavage will be sidelined for the 2016 season with injuries. It's the second straight season missed for Jelks due to injury and second in the last three years for Stankavage.



WEBB CHASING STACY, VANDY RUSHING RECORD

Ralph Webb enters his junior season chasing history and former Commodore Zac Stacy.

Webb rushed for 1,152 yards last season - the most ever by a Vanderbilt sophomore - to run his career total to 2,059 yards in just two seasons on the gridiron for VU. Webb's 1,152 yards came up just 41 yards short of Stacy's single-season Vanderbilt record of 1,193 yards set in 2011.

In his two years carrying the ball for the Commodores, Webb already owns the second-most yards in a single-season at Vanderbilt and the eighth-most yards in a single-season, set in 2014 with 907 yards a VU freshman record. Webb owns rushing records for sophomores and freshman at VU already. Stacy set the school record as a junior and followed it up with 1,141 yards as a senior in 2012.

Webb became the first Vandy rusher to top the 1,000-yard mark since that 2012 season by Stacy and just the fifth VU running back to ever cross the milestone. Stacy is the only Commodore in history to post two 1,000-yard seasons.

VU CAREER RUSHING LIST

NAME	ATT.	YDS.	TDs
1. Zac Stacy	581	3143	30
2. Frank Mordica	546	2632	18
3. Carl Woods	619	2490	15
4. Jamie O'Rourke	498	2202	20
5. Jermaine Johnson	486	2152	13
6. Jared McGrath	492	2151	9
7. Lonnie Sadler	569	2096	8
8. Ralph Webb	489	2059	9

SHURMUR RETURNS AS STARTING QB

After taking over the starting quarterback role as a true freshman during the second half of the 2015 season, Kyle Shurmur returns for his sophomore season with five starts under his belt.

He helped lead the Commodores to both of their Southeastern Conference wins, beating Missouri 10-3 in his first career start and topping Kentucky 21-17 late in the year. He started the final three games, all SEC contests, saving his best for last at Tennessee. Against the Volunteers, Shurmur passed for a career-best 209 yards and three scores in the loss.

Junior Wade Freebeck will serve as the back-up but started four games as a true freshman QB in 2014.

WELCOME TO POLY-VILLE

The Vandy roster features an island-like feel to it in 2016 with three players coming from Polynesian decent.

Junior Nifae Lealao is the elder statesman of the trio and has been joined by freshmen Josiah Sa'o and Sean Auwae-McMoore. Sa'o plays alongside Lealao on the defensive line with Auwae-McMoore on the offensive line. Auwae-McMoore calls Hawaii home while Lealao and Sa'o both call California home.

Vanderbilt's soccer team joined the Polynesian party, adding freshman Taiana Tolleson to the growing 'ohana' (family) at Vanderbilt.

Even with four Polynesians in athletics on West End, the most famous Polynesian in Nashville remains Heisman Trophy winner and Tennessee Titans QB Marcus Mariota.

LIKE FATHER, LIKE SON

WR Caleb Scott and DB Donovan Sheffield are second-generation Commodores. Both following their dad's collegiate path through Vanderbilt

Scott is the son of former Commodore TE Chuck Scott (1981-84). Scott's dad was a 1983 All-America and two-time All-SEC pick who still ranks T-3rd all-time among Commodores with 20 TD catches, sixth in receiving yards (2,219), and seventh in receptions (145).

Caleb Scott produced his best season at VU last year, catching 24 passes for 339 yards and two TDs.

Sheffield is the son of DB Robert Sheffield (1993-95). Sheffield's dad was a three-year letterwinner at cornerback from 1993-95.

Donavan Sheffield played in six games as a freshman in 2015, making five tackles, including two for loss.

A TALE OF TWO SNAPPERS

Vanderbilt is set to play two snappers on special teams with seniors Wilson Johnson and Jacob Schultz taking specialization to a new level.

Johnson serves as the team's long snapper on the punt coverage team and also be the holder for field goals and PATs. That's where Schultz comes in, he'll handle the snapping duties for the Commodores' field goals and PATs.

OFFENSE HOPES TO CONTINUE UPWARD TREND

Vanderbilt's offense took great strides forward in 2015, improving in multiple categories.

Led by new offensive coordinator Andy Ludwig the Vandy offense improved in total offense, first downs, rushing yards, time of possession and third down conversions. With eight starters back on the offensive side of the ball, including QB Kyle Shurmur and RB Ralph Webb, Ludwig hopes the upward trend continues into 2016.

OFFENSIVE IMPROVEMENTS

CATEGORY	2015	2014
Total Offense	326.5	290.2
1st Downs/Game	17.6	15.8
Rushing/Game	154.7	108.5
TOP	32:07	29:26
3rd Down Conv.	37%	30%

DEFENSE BUILDING ON STRONG 2015 SEASON

Head coach Derek Mason took over the Vanderbilt defense a year ago and it paid immediate dividends as the Commodores quickly became one of the better defenses in the Southeastern Conference.

The Does' defense ranked in the top half of the SEC in eight different categories, including second in red zone defense (71.4), opponent first downs (17.2) and third down conversions (28.2).

The growth of the defense is aided by the return of six of the team's top tacklers from a year ago, including leading tackler Zach Cunningham. He also led the Does in solo tackles (69), tackles for loss (16.5) and sacks (4.5)

DEFENSIVE IMPROVEMENT

CATEGORY	AVG.	2015	2014
Scoring Defense	21.0	22	104
Total Defense	350.5	28	68
1st Downs Allowed	17.2	16	64
Rushing Yards	143.2	33	86
3rd Down Conv.	28%	6	87
Red Zone Defense	71%	6	121
Def. Pass Efficiency	114.5	28	105

* Rank in NCAA final stats



HEAD COACH DEREK MASON

Age: 47
Alma Mater: Northern Arizona (playing career 1989-92)
Degrees: Bachelor's, Criminal Justice, NAU 1993
Family: Wife, LeighAnne; daughters, Makenzie & Sydney
Twitter: @CoachDerekMason



VANDERBILT – 2014-16 (Head Coach)

Introduced Jan. 17, 2014 as the 28th head coach in Commodore history... Notched first career victory as head coach in dramatic style, guiding team to 34-31 win over UMass on Sept. 13... Directing one of nation's youngest teams, with 31 true or redshirt freshmen seeing action... At conclusion of 2014 season, took over Vanderbilt defensive coordinator responsibilities... Earned first road win at MTSU in October 2015... Earned first SEC victory Oct. 24, 2015 with 10-3 win over Missouri... Earned second SEC win over Kentucky (21-17, Nov. 14).

STANFORD – 2013 (Willie Shaw Director of Defense)

Promoted to position of Willie Shaw Director of Defense, Mason guides one of the nation's top defenses as The Cardinal goes 10-3 overall, wins Pac-12 crown and plays in second straight Rose Bowl... Stanford finishes year ranked No. 10 on strength of four victories over ranked opponents... The defense ranks third in NCAA in rushing defense, 10th in scoring defense and 16th in total defense... Unit again ranks among Pac-12's best in numerous defensive categories... For second straight year, Mason's defense limits powerful Oregon spread offense, holding Ducks scoreless for first three quarters in eventual 26-20 Stanford victory... Three of Mason's standouts – LB Trent Murphy, LB Shayne Shov and DB Ed Reynolds – garner postseason All-America recognition.

STANFORD – 2011-12 (associate head coach/defensive coordinator)

Finalist for 2012 Broyles Award as nation's outstanding assistant coach... Stanford goes 23-4 overall in Mason's first two years as coordinator, wins 2012 Pac-12 title, captures 2012 Rose Bowl over Wisconsin, and plays in the 2011 BCS Fiesta Bowl... Mason's 3-4 attacking defense ranked among the NCAA leaders in both seasons... In 2012, the Cardinal defense topped the nation with 57 quarterback sacks, ranked second in tackles for loss, fifth in rushing defense and 11th in scoring defense... Stanford also paced the Pac-12 in scoring defense, total defense, rushing defense and sacks... The 2012 defense also held eight opponents under 100 rushing yards and limited high-powered Oregon to just 14 points in an overtime win... In 2011 the Cardinal was third in the NCAA in rushing defense, sixth in 3rd-down efficiency and 11th in quarterback sacks, and finished among the Pac-12 leaders in scoring defense, total defense, rushing defense, sacks and opponent first downs.

STANFORD – 2010 (defensive backs coach)

Hired by Cardinal head coach Jim Harbaugh... Helped change Stanford into a tough-minded, attacking defense... Unit was key to arguably Stanford's best year of modern era – a 12-1 overall record capped by 40-12 victory over Virginia Tech in the Orange Bowl... The 2010 Cardinal secondary was one of the great turnaround stories in college football as Stanford ranked high nationally in interceptions and pass defense... That unit included three eventual NFL players, including All-Pro cornerback Richard Sherman from the World Champion Seahawks.

MINNESOTA VIKINGS/NFL – 2007-09 (assistant defensive backs coach)

Served as an assistant defensive backs coach for the Minnesota Vikings from 2007 to 2009, playing a vital role in the team ranking sixth in total defense in 2008 and 2009 as the Vikings won NFC North titles each season.

OHIO – 2005-06 (wide receivers)

Hired by former Nebraska head coach Frank Solich, Mason coached Ohio receivers for two years, helping the Bobcats improve from 4-7 in 2005 to a 9-5 campaign in 2006 that ended with a GMAC Bowl appearance.

NEW MEXICO STATE – 2004 (wide receivers)

In lone season at New Mexico State, the Aggie offense with Mason mentoring wide receivers corps topped the Sun Belt Conference in numerous passing categories.

SAINT MARY'S – 2003 (co-defensive coordinator/assistant head coach)

First coordinator responsibilities came in only season at St. Mary's, member of NCAA I-AA Independent League.

UTAH – 2002 (wide receivers/special teams assistant coach)

Hired by Ron McBride, Mason tutored WR Paris Warren, an eventual 7th round draft pick, in his only year at Utah. The 2002 Utes offense featured young QB Alex Smith, the eventual 2005 No. 1 NFL draft pick.

BUCKNELL – 1999-2001 (defensive backs)

Secondary coach for three straight winning Bison squads... Coached two Bucknell defensive backs to All-Patriot League recognition... Bison defensive staff was directed by current Vanderbilt coordinator David Kotulski.

IDAHO STATE – 1997-98 (running backs)

Mason coached Idaho State running backs for two years under head coach Tom Walsh.

WEBER STATE – 1995-96 (wide receivers)

Mason worked with Weber State receivers, including Pokey Eckford, who earned All-America honors in 1995 after catching 77 passes for 1,074 yards and six TDs.

MESA (ARIZ.) COMMUNITY COLLEGE – 1994 (wide receivers)

Mason entered collegiate coaching as a receivers coach with community college located in San Diego.

NFL MINORITY COACHING FELLOWSHIP PROGRAM

Mason spent time with the St. Louis Rams in 1996, New York Giants and Oakland Raiders through the Minority Coaching Fellowship Program. Philadelphia in 1999 and Minnesota in 2008.

MASON AT THE HELM

	2016	Career
Overall	0-0	7-17
Home	0-0	6-7
Road	0-0	1-9
SEC	0-0	2-14
Overtime	0-0	0-0
Grass	0-0	7-11
Turf	0-0	0-6
vs. AP Top 5	0-0	0-2
vs. AP Top 10	0-0	0-1
vs. AP Top 15	0-0	0-4
vs. AP Top 25	0-0	0-1
Leading after 1Q	0-0	3-1
Trailing after 1Q	0-0	1-14
Tied after 1Q	0-0	3-2
Leading at half	0-0	5-3
Trailing at half	0-0	2-14
Tied at half	0-0	0-0
Leading after 3Q	0-0	5-1
Trailing after 3Q	0-0	2-16
Tied after 3Q	0-0	0-0
Scoring first	0-0	4-4
Opp. scoring first	0-0	3-13
Scoring 20+ points	0-0	2-1
Allowing 20+ points	0-0	2-4
Scoring 30+ points	0-0	3-1
Allowing 30+ points	0-0	1-9
Decided by 3 points or less	0-0	2-2
Decided by 10 points or less	0-0	3-4
Rush for <100 yards	0-0	0-5
Rush for 100+ yards	0-0	5-11
Rush for 200+ yards	0-0	2-1
Pass for <200 yards	0-0	5-11
Pass for 200+ yards	0-0	0-5
Pass for 250+ yards	0-0	1-1
Pass for 300+ yards	0-0	1-0
Total 300+ yards offense	0-0	6-8
Opp. rush for <100 yards	0-0	5-2
Opp. pass for <200 yards	0-0	4-5
Opp. total <300 yards	0-0	2-3
Win turnover margin	0-0	1-2
Lose turnover margin	0-0	3-12

COACHING STAFF

On the Field

- Jeff Genyk, Special Teams Coord./RBs
- C.J. Ah You, Defensive Line
- Gerry Gdowski, Quarterbacks
- Cortez Hankton, Wide Receivers
- Chris Marve, Inside Linebackers
- Marc Mattioli, Secondary
- Cameron Norcross, Offensive Line

In the Booth

- Andy Ludwig, Offensive Coord./TEs
- Osia Lewis, Sr. Defensive Asst./OLB



NATIONAL RANKINGS

AP Top 25

Preseason - Aug 21

	Record	Points	Prev
1. Alabama (33)	0-0	1469	—
2. Clemson (16)	0-0	1443	—
3. Oklahoma (4)	0-0	1352	—
4. Florida State (5)	0-0	1325	—
5. LSU (1)	0-0	1269	—
6. Ohio State (1)	0-0	1224	—
7. Michigan (1)	0-0	1147	—
8. Stanford	0-0	1029	—
9. Tennessee	0-0	1021	—
10. Notre Dame	0-0	1006	—
11. Ole Miss	0-0	718	—
12. Michigan State	0-0	710	—
13. TCU	0-0	707	—
14. Washington	0-0	651	—
15. Houston	0-0	644	—
16. UCLA	0-0	496	—
17. Iowa	0-0	484	—
18. Georgia	0-0	448	—
19. Louisville	0-0	447	—
20. USC	0-0	344	—
21. Oklahoma State	0-0	316	—
22. North Carolina	0-0	283	—
23. Baylor	0-0	280	—
24. Oregon	0-0	218	—
25. Florida	0-0	180	—

Dropped from rankings: Utah 17, Navy 18, Wisconsin 21, Northwestern 23, Western Kentucky 24

Others receiving votes: Miami 159, Texas A&M 81, Utah 74, Washington State 68, Boise State 49, San Diego St. 46, Wisconsin 42, Auburn 22, Pittsburgh 15, Arkansas 14, Texas 12, Nebraska 11, Navy 8, Northwestern 5, Western Kentucky 4, South Florida 2, Toledo 2

USA Today Coaches Poll

Preseason - Aug 15

	Record	Points	Prev
1. Alabama (55)	0-0	1585	—
2. Clemson (7)	0-0	1524	—
3. Oklahoma	0-0	1398	—
4. Florida State (1)	0-0	1351	—
5. Ohio State	0-0	1321	—
6. LSU	0-0	1241	—
7. Stanford	0-0	1149	—
8. Michigan	0-0	1062	—
9. Notre Dame	0-0	1034	—
10. Tennessee (1)	0-0	960	—
11. Michigan State	0-0	901	—
12. Ole Miss	0-0	792	—
13. Houston	0-0	668	—
14. TCU	0-0	649	—
15. Iowa	0-0	579	—
16. Georgia	0-0	525	—
17. USC	0-0	468	—
18. Washington	0-0	454	—
19. Oklahoma State	0-0	426	—
20. North Carolina	0-0	422	—
21. Baylor	0-0	383	—
22. Oregon	0-0	361	—
23. Louisville	0-0	331	—
24. UCLA	0-0	296	—
25. Florida	0-0	245	—

Dropped from rankings: Utah 16, Navy 18, Wisconsin 21, Northwestern 22

Others receiving votes: Miami 120, Wisconsin 82, Utah 73, Boise State 73, Washington State 47, Texas A&M 37, Texas 34, Arkansas 34, Northwestern 31, Navy 30, Mississippi State 19, San Diego State 18, Nebraska 17, Auburn 17, Western Kentucky 11, Pittsburgh 8, BYU 6, Appalachian State 4, Duke 3, South Florida 2, Arizona 2, Marshall 2, Toledo 2, Northern Illinois 1, Memphis 1, Indiana 1

FOUR NEW COACHES ON STAFF FOR 2016

Heading into his third season at Vanderbilt head coach Derek Mason has just one original member of his coaching staff in Gerry Gdowski remaining on the staff. But Gdowski has a new role for the 2016 campaign as the former Nebraska QB now coaches the Commodores' QBs. Former QBs coach and offensive coordinator Andy Ludwig traded spots with Gdowski and now coaches the Dores' tight ends.

Four new coaches have joined the staff in veteran coaches Jeff Genyk and Cameron Norcross along with young coaches C.J. Ah You and Chris Marve rounding out Mason's staff.

Genyk brings head coaching experience to the table, having served as the head coach at Eastern Michigan 2004-08. He also has stops as an assistant at Northwestern, California, Nevada and Wisconsin. He joins VU from Northwestern, where he served as a quality control for the Wildcats. For the Dores, Genyk serves as the teams special teams coordinator and running backs coach.

Norcross coached in the Mountain West Conference for 15 years prior to his move to West End, coaching for 11 years at his alma mater, Nevada, and four years at Fresno State most recently. He helped the Bulldogs to an 11-2 season in 2013 and helped Nevada head coach Chris Ault develop an innovative offense for the Wolfpack.

Ah You joins the Commodores from Oklahoma, where he played for Bob Stoops prior to an NFL career. Back with the Sooners, Ah You served as a defensive quality control assistant working with the team's defensive line. He was a seventh round pick of the Buffalo Bills in 2007 but played six seasons with St. Louis, ending his career after the 2012 season.

Marve is no stranger to Vanderbilt having earned All-SEC honors with the Commodores as a LB in 2010 and 2011. Marve led the Dores in tackles in 2009 and 2011, including a remarkable 121 total tackles in 2009 which made him the last Dore to surpass 100 tackles in a season until Zach Cunningham did it last year with 103 tackles. The Memphis, Tenn. native owns three degrees from Vanderbilt.

VANDERBILT AGAINST THE 2016 SCHEDULE

The Commodores' 2016 schedule features no new opponents and nine teams that the Dores squared off with last season. Vanderbilt renews series with Georgia Tech (last meeting 2009), Tennessee State (2006) and SEC foe Auburn (2012).

All-time Vanderbilt is 200-325-16 against the 12 teams on the schedule this season.

VU VS. 2016 OPPONENTS

TEAM	ALL-TIME RECORD
South Carolina	4-21
Middle Tennessee	13-3
Georgia Tech	15-19-3
Western Kentucky	3-1
Florida	10-36-2
Kentucky	42-42-4
Georgia	19-55-2
Tennessee State	1-0
Auburn	21-20-1
Missouri	4-3-1
Ole Miss	38-50-2
Tennessee	30-75-5

IRON WEBB

Junior Ralph Webb has been a workhorse for the Commodores in his two years of action on West End. The Gainesville, Fla. native has started all 24 games of his career and enters the season with the most career starts on the VU roster.

Webb has also carried the rock for the Dores, racking up 489 carries in his two seasons, including a school-record 277 last year.

On the other side of the ball, seniors Adam Butler and Torren McGaster have the most career starts with 23 each. Will Holden and Andrew Jelks hold the second-most career starts behind Webb on offense with 22. Jelks, however, is sidelined for the second straight year with an injury.



VU RECRUITING CLASS 21 STRONG

Head coach Derek Mason and his staff reeled in a strong class of 21 student-athletes, who are all true freshmen this fall. The class is comprised of 10 offensive players, 10 defensive players and one punter. The class features one quarterback, one punter, one tight end, one running back, one fullback, two linebackers, three defensive linemen, three offensive linemen, three wide receivers and five defensive backs. Overall, 13 states are represented in the class with Georgia leading the way with three players.

Three signees enrolled early in January and participated in spring drills with the Commodores. Quarterback Deuce Wallace and defensive backs Zaire Jones and Joejuan Williams have been in on campus in Nashville for nearly nine months prior to the season kicking off.

VANDERBILT SIGNING CLASS

NAME	POSITION	HOMETOWN
Drew Birchmeier	DL	Midlothian, Va.
Devin Cochran	OL	Norcross, Ga.
Turner Cockrell	TE	Acworth, Ga.
Frank Coppet	DB	Ft. Lauderdale, Fla.
Elijah Hamilton	DB	Roswell, Ga.
Kenny Hebert	LB	New Orleans, La.
Zaire Jones	DB	Meridian, Miss.
Braden Kopp	OL	Houston, Texas
Kalija Lipscomb	WR	New Orleans, La.
Sam Loy	P	San Clemente, Calif.
Bailey McElwain	FB	Trussville, Ala.
Sean Auwae-McMoore	OL	Kapolei, Hawaii
Andre Mitze	LB	Philadelphia, Pa.
Austin Quillen	DB	Jenks, Okla.
Josiah Sa’o	DL	San Diego, Calif.
Donaven Tennyson	WR	Richmond, Va.
Cameron Tidd	DL	Greenwood, Ind.
Jamauri Wakefield	RB	Jacksonville, Fla.
Deuce Wallace	QB	Sevierville, Tenn.
Joejuan Williams	DB	Nashville, Tenn.
Jackson Winrow	WR	Shawnee, Okla.

MASON CREATES PLAYER PERSONNEL DEPT.

Head Coach Derek Mason unveiled the program’s new player personnel department in early July with an impressive five-member team to be directed by former University of Nebraska administrator and Nashville-area native Austen Everson.

In addition to Everson, who serves as Director of Player Personnel, Eric Lammers is the Director of Recruiting, and Corey Phillips and Donielle White are the Assistant Recruiting Coordinators. Andrea Poole Cain, a veteran staffer, serves as Director of Recruiting Relations.

“I couldn’t be more excited to have these talented individuals joining our program,” Mason says. “They’re my ‘Dream Team’ because each brings tremendous abilities, energy and enthusiasm to Vanderbilt University. They are going to help us strengthen our roster by attracting Vanderbilt Men to West End. This will be an innovative approach that is tailored to help us attract the very best to Vanderbilt. Going forward, we will better focus on all areas of the recruiting process - early evaluation, fit, strong relationships and character - to make sure we maximize all of our 85 scholarships.”

SEC STANDINGS

Eastern Division

Team	OVR	SEC	Home	Road	Strk
Florida	0-0	0-0	0-0	0-0	-
Georgia	0-0	0-0	0-0	0-0	-
Kentucky	0-0	0-0	0-0	0-0	-
Missouri	0-0	0-0	0-0	0-0	-
S. Carolina	0-0	0-0	0-0	0-0	-
Tennessee	0-0	0-0	0-0	0-0	-
Vanderbilt	0-0	0-0	0-0	0-0	-

Western Division

Team	OVR	SEC	Home	Road	Strk
Alabama	0-0	0-0	0-0	0-0	-
Arkansas	0-0	0-0	0-0	0-0	-
Auburn	0-0	0-0	0-0	0-0	-
LSU	0-0	0-0	0-0	0-0	-
Ole Miss	0-0	0-0	0-0	0-0	-
Miss. St.	0-0	0-0	0-0	0-0	-
Texas A&M	0-0	0-0	0-0	0-0	-

This Week in the SEC

Thursday, Sept. 1

Appalachian St. at Tennessee | 6:30 p.m. | SECN
 South Carolina at Vanderbilt | 7 p.m. | ESPN

Saturday, Sept. 3

S. Alabama at Mississippi State | 11 a.m. | SECN
 Missouri at West Virginia | 11 a.m. | FS1
 UCLA at Texas A&M | 2:30 p.m. | CBS
 LSU vs. Wisconsin | 2:30 p.m. | ABC
(game at Lambeau Field, Green Bay, WI)
 La. Tech at Arkansas | 3 p.m. | SECN
 Georgia vs. N. Carolina | 4:30 p.m. | ESPN
 Southern Miss at Kentucky | 6:30 p.m. | ESPNU
 UMass at Florida | 6:30 p.m. | SECN
 USC vs. Alabama | 7 p.m. | ABC
(game at AT&T Stadium, Arlington, TX)
 Clemson at Auburn | 8 p.m. | ESPN

Next Week in the SEC

Saturday, Sept. 10

Nicholls St. at Georgia | 11 a.m. | SECN
 Prairie View A&M at Texas A&M | 11 a.m. | SECN
 Kentucky at Florida | 2:30 p.m. | CBS
 Western Kentucky at Alabama | 2:30 p.m. | ESPN2
 Wofford at Ole Miss | 3 p.m. | SECN
 Middle Tennessee at Vanderbilt | 3 p.m. | SECN
 South Carolina at Mississippi St. | 6 p.m. | ESPN/2
 Arkansas at TCU | 6 p.m. | ESPN/2
 Arkansas State at Auburn | 6:30 p.m. | SECN
 Jacksonville St. at LSU | 6:30 p.m. | ESPNU
 E. Michigan at Missouri | 6:30 p.m. | SECN
 Tennessee at Virginia Tech | 7 p.m. | ABC

All times Central



GAME 1: SOUTH CAROLINA | SEPT. 1

GAME	FINAL SCORE	SCORE BY QUARTER				FIRST DOWNS				RUSHING			PASSING			OFFENSE		PUNTING	FUMBLES	PENALTY	THIRD	TOTAL
		1	2	3	4	RU	PA	PN	TOT	ATT	YDS	TD	C-A-I	YDS	TD	ATT	YDS	NO-AVG	NO-LOST	NO-YDS	DOWNS	TOP
SC																						
VU																						
MT																						
VU																						
VU																						
GT																						
VU																						
WKU																						
UF																						
VU																						
VU																						
UK																						
VU																						
UGA																						
TSU																						
VU																						
VU																						
AU																						
VU																						
MIZ																						
OM																						
VU																						
UT																						
VU																						

Vanderbilt Long Plays

YARDS	RUSH	PASS	KR	PR	TD
20-29	-	-	-	-	-
30-39	-	-	-	-	-
40-49	-	-	-	-	-
50-59	-	-	-	-	-
60-69	-	-	-	-	-
70-79	-	-	-	-	-
80-89	-	-	-	-	-
90-99	-	-	-	-	-
TOTALS	0	0	0	0	0

Three-&-Out Drives

VANDERBILT THREE-&-OUTS/DRIVES	OPPONENT THREE-&-OUTS/DRIVES
	S. Carolina
	Middle Tenn.
	at Georgia Tech
	at Western Kentucky
	Florida
	at Kentucky
	at Georgia
	Tennessee State
	at Auburn
	at Missouri
	Ole Miss
	Tennessee
0/0 (0.0%)	0/0 (0.0%)

Opponent Long Plays

YARDS	RUSH	PASS	KR	PR	TD
20-29	-	-	-	-	-
30-39	-	-	-	-	-
40-49	-	-	-	-	-
50-59	-	-	-	-	-
60-69	-	-	-	-	-
70-79	-	-	-	-	-
80-89	-	-	-	-	-
90-99	-	-	-	-	-
TOTALS	0	0	0	0	0



2015 Vanderbilt Scoring Drives

OPP	PLAYS	YARDS	TIME	SCORING PLAY
WKU	7	29	2:58	Openshaw 49-yd FG
WKU	9	52	3:19	Openshaw 26-yd FG
WKU	12	77	2:05	Sherfield 2-yd pass from McCrary
UGA	11	38	5:13	Openshaw 47-yd FG
UGA	12	55	5:24	Openshaw 41-yd FG
UGA	5	42	0:46	Rayford 7-yard pass from McCrary
AP	5	20	2:41	Openshaw 40-yd FG
AP	8	78	3:46	Webb 3-yd run
AP	5	26	2:02	Openshaw 38-yd FG
AP	6	68	1:07	Webb 9-yd pass from McCrary
AP	6	75	1:50	Webb 2-yd run
AP	6	51	1:58	Sherfield 26-yd pass from McCrary
AP	8	71	2:03	McCrary 16-yd run
AP	4	15	1:38	Rivers 4-yd run
OM	19	73	7:17	Openshaw 28-yd FG
OM	7	50	1:43	Openshaw 41-yd FG
OM	7	80	3:06	Webb 7-yd pass from McCrary
OM	12	70	4:06	Openshaw 34-yd FG
MTSU	4	7	1:28	Openshaw 40-yd FG
MTSU	6	51	1:38	McCrary 29-yd run
MTSU	7	87	2:01	Webb 39-yd run
SC	14	79	6:43	Scott 4-yd pass from McCrary
SC	10	73	5:43	Openshaw 23-yd FG
MIZZ	11	72	4:44	Webb 1-yd run
MIZZ	14	49	6:14	Openshaw 40-yd FG
FLA	1	74	0:11	Webb 74-yd run
UK	1	4	0:06	Anderton 4-yd pass from Shurmur
UK	5	51	0:38	Scott 37-yd pass from Shurmur
UT	3	70	1:05	Sims 7-yd run
UT	6	80	2:05	Sherfield 12-yd pass from Shurmur
UT	10	66	3:54	Scheu 3-yd pass from Shurmur
UT	9	68	1:23	Rivers 8-yd pass from Shumur

Opponent Scoring Drives

OPP	PLAYS	YARDS	TIME	SCORING PLAY
-----	-------	-------	------	--------------

Scoring Drive Breakdown

Yardage	VANDERBILT		OPPONENT	
	TD	FG	TD	FG
No drive	-	-	-	-
Neg. Yards	-	-	-	-
0-9	-	-	-	-
10-19	-	-	-	-
20-29	-	-	-	-
30-39	-	-	-	-
40-49	-	-	-	-
50-59	-	-	-	-
60-69	-	-	-	-
70-79	-	-	-	-
80-89	-	-	-	-
90-99	-	-	-	-
TOTALS	0	0	0	0

Game-Opening Drives

OPP	VANDERBILT			OPPONENTS		
	PTS	1STS	YDS	PTS	1STS	YDS
S. Carolina						
Middle Tenn.						
@Ga. Tech						
@WKU						
Florida						
@Kentucky						
@Georgia						
Tenn. State						
@Auburn						
@Missouri						
Ole Miss						
Tennessee						
TOTALS	0	0	0	0	0	0

Second Half-Opening Drives

OPP	VANDERBILT			OPPONENTS		
	PTS	1STS	YDS	PTS	1STS	YDS
S. Carolina						
Middle Tenn.						
@Ga. Tech						
@WKU						
Florida						
@Kentucky						
@Georgia						
Tenn. State						
@Auburn						
@Missouri						
Ole Miss						
Tennessee						
TOTALS	0	0	0	0	0	0

Scoring Drive Superlatives

Most Plays/Result
 Most Yards/Result
 Most Time/Result

VANDERBILT

OPPONENT



The Last Vanderbilt Player...

Player scored 3 TDs _____ Ralph Webb, vs Austin Peay (3, 9/19/2015)
 Player scored 4 TDs or more _____ Earl Bennett, vs. Kentucky (5, 11/12/2005)
 QB passes for 3 TDs _____ Kyle Shumur, at Tennessee (3, 11/28/2015)
 QB passes for 4+ TDs _____ Johnny McCrary, vs. Old Dominion (5, 11/1/2014)
 QB passed for 200+ yards _____ Kyle Shurmur, at Tennessee (209, 11/28/2015)
 QB passed for 300+ yards _____ Johnny McCrary, vs. Austin Peay (368, 9/19/2015)
 QB passed for 400+ yards _____ Chris Nickson, at Kentucky (446, 11/11/2006)
 70-yard (+) reception _____ Rodgers-Matthews, vs. Tennessee (71, 11/17/2012)
 Rushed for 100+ yards _____ Ralph Webb, at Tennessee (149, 11/28/2015)
 Rushed for 200+ yards _____ Frank Mordica, vs. Air Force (321, 11/18/1978)
 Rushed for 300+ yards _____ Frank Mordica, vs. Air Force (321, 11/18/1978)
 70-yard (+) rush _____ Ralph Webb, at Florida (74, 11/7/2015)
 Rushed for 3 (+) TD _____ Jerron Seymour, at Florida (3, 11/9/2013)
 Receiver had 100+ yards _____ C.J. Duncan, vs. CSU (119, 10/11/2014)
 Receiver had 200+ yards _____ Trent Sherfield, vs. Austin Peay (240, 9/1/2015)
 Had three (+) TD receptions _____ Earl Bennett, vs. Richmond (3, 9/1/2007)
 Returned kickoff for TD _____ Darrius Sims, vs. South Carolina (100, 9/120/2014)
 Returned punt for TD _____ Jonathan Krause, at Wake Forest (83, 11/24/2012)
 Returned INT for TD _____ Oren Burks, vs. Kentucky (30, 11/14/2015)
 Fumble return for TD _____ Adam Butler, vs. UMass (0, 9/13/2014)
 Kicked three or more FGs _____ Tommy Openshaw, at Ole Miss (3, 9/26/2015)
 Kicked 50-yard (+) FG _____ Carey Spear, at South Carolina (54, 9/14/2013)
 Had 70-yard (+) punt _____ Tommy Openshaw, vs. Missouri (78, 10/24/2015)
 Posted at least 10 tackles _____ Z. Cunningham, at Tennessee (10, 11/28/2015)
 Posted 3+ tackles for loss _____ Caleb Azubike, vs. Kentucky (3.0, 11/14/2015)
 Blocked opponent punt _____ Andrew Rector, vs. Kentucky (11/14/2015)
 Returned blocked punt for TD _____ Stephen Weatherly, vs. UMass (11, 9/13/2014)
 Blocked opponent FG _____ Nifae Lealao, at Ole Miss (9/26/2015)
 Blocked a PAT attempt _____ Adam Butler, at Georgia (10/4/2014)
 Scored on safety _____ Team, at Missouri (10/6/2012)

The Last Time Vanderbilt...

Achieved 30 (+) first downs _____ vs. Old Dominion (33, 11/1/2014)
 Topped 500+ Yards in Total Offense _____ vs. Austin Peay (541, 9/19/2015)
 300 or more passing yards _____ vs. Austin Peay (394, 9/19/2015)
 400 or more passing yards _____ vs. Kentucky (446, 11/11/2006)
 Rushed for 200+ yards _____ at Tennessee (202, 11/28/2015)
 Rushed for 300+ yards _____ vs. Presbyterian (410, 9/15/2012)
 Rushed for 400+ yards _____ vs. Presbyterian (410, 9/15/2012)
 Scored 40 points or more _____ vs. Austin Peay (47, 9/26/2015)
 Held foe under 100 total yards _____ vs. Chattanooga (93, 9/6/2003)
 Held foe to less than 200 total yards _____ vs. Missouri (188, 10/24/2015)
 Held foe under 100 rushing yards _____ at Florida (93, 11/7/2015)
 Held foe under 100 passing yards _____ Tennessee (92, 11/29/2014)
 Held foe scoreless _____ at Kentucky (40-0, 11/3/2012)

The Last Opposing Player...

Player scored 3 TDs _____ Jeff Driskel, Florida (3, 10/13/2012)
 Player scored 4 TDs or more _____ Justin Boyles, Duke (4, 10/28/2006)
 QB passes for 3 TDs _____ Dak Prescott, Miss. State (3, 11/22/2014)
 QB passes for 4+ TDs _____ Johnny Manziel, Texas A&M (4, 10/26/2013)
 QB passed for 200+ yards _____ Kyle Allen, Texas A&M (336 yds., 11/21/2015)
 QB passed for 300+ yards _____ Kyle Allen, Texas A&M (336 yds., 11/21/2015)
 QB passed for 400+ yards _____ Bo Wallace, Ole Miss (403 yds., 11/10/2012)
 70-yard (+) reception _____ Orth-Cooper, So. Carolina (78 yds., 10/17/2015)
 Rushed for 100+ yards _____ Jalen Hurd, Tennessee (120 yds., 11/28/2015)
 Rushed for 200+ yards _____ Arian Foster, Tennessee (223 yds., 11/19/2005)
 Rushed for 3 (+) TDs _____ Jeff Driskel, Florida (3, 10/13/2012)
 70-yard (+) rush _____ Pharoh Cooper, So. Carolina (70 yds., 9/20/2014)
 Receiver had 100+ yards _____ Josh Reynolds, Texas A&M (105 yds., 11/21/2015)
 Receiver had 200+ yards _____ Craig Yeast, Kentucky (269 yds., 11/13/1998)
 Had 3 (+) TD receptions _____ Sidney Rice, South Carolina (3, 10/22/2005)
 Returned kickoff for TD _____ Mike Wallace, Ole Miss (98 yds., 9/20/2008)
 Returned punt for TD _____ Cameron Sutton, Tennessee (85 yds., 11/28/2015)
 Returned INT for TD _____ William Jackson III, Houston (55 yds., 9/12/2015)
 Fumble return for TD _____ Christian Holmes, Miss. State (51 yds., 11/22/2014)
 Kicked at least three FGs _____ Aaron Medley, Tennessee (3, 11/28/2015)
 Kicked 50-yard (+) FG _____ Bryson Rose, Ole Miss (4, 11/3/2012)
 Had 70-yard (+) punt _____ Ryan Janvion, Wake Forest (71, 11/30/2013)
 Posted at least 10 total tackles _____ Farr. Huguenin, Kentucky (10, 11/14/2015)
 Posted 3+ tackles for loss _____ Alex McCalister, Florida (3.5, 11/7/2015)
 Blocked VU punt _____ Sam Moeller, Texas A&M (11/21/2015)
 Returned blocked punt for TD _____ L. Mathis, Charleston So. (17 yds., 10/11/2014)
 Blocked VU FG _____ Sharrif Floyd, Florida (11/5/2011)
 Scored on VU safety _____ Team, Tennessee (11/28/2015)

The Last VU Opponent...

Achieved 30 (+) first downs in game _____ Ole Miss (30, 9/26/2015)
 Topped 500+ Yards in Total Offense _____ Tennessee (523, 11/28/2015)
 300 or more passing yards _____ Texas A&M (336, 11/21/2015)
 400 or more passing yards _____ Ole Miss, (403 yds., 11/10/2012)
 Rushed for 200+ yards _____ Tennessee (331, 11/28/2015)
 Rushed for 300+ yards _____ Tennessee (331, 11/28/2015)
 Rushed for 400+ yards _____ Georgia Tech (404, 10/31/2009)
 Scored 40 points or more _____ Tennessee (53, 11/28/2015)
 Held Vanderbilt under 100 total yards _____ Texas A&M (148, 11/21/2015)
 Held Vanderbilt under 200 total yards _____ Texas A&M (148, 11/21/2015)
 Held Vanderbilt under 100 rushing yards _____ Miss. State (49, 11/22/2014)
 Held Vanderbilt under 100 passing yards _____ Texas A&M (23, 11/21/2015)
 Held Vanderbilt scoreless _____ Texas A&M (25-0, 11/21/2015)



Vanderbilt Individual Season-Highs

- _____ Rush Attempts
- _____ Yards Rushing
- _____ TD Rushes
- _____ Long Rush
- _____ Pass Attempts
- _____ Pass Completions
- _____ Yards Passing
- _____ TD Passes
- _____ Long Pass
- _____ Receptions
- _____ Yards Receiving
- _____ TD Receptions
- _____ Long Reception
- _____ Field Goals
- _____ Long Field Goal
- _____ Punts
- _____ Punting Avg.
- _____ Long Punt
- _____ Punts Inside 20
- _____ Long Punt Return
- _____ Long Kickoff Return
- _____ Tackles
- _____ Sacks
- _____ Tackles for Loss
- _____ Interceptions

Vanderbilt Team Game-Highs

- _____ Rushes
- _____ Yards Rushing
- _____ Yards per Rush
- _____ TD Rushes
- _____ Pass Attempts
- _____ Pass Completions
- _____ Yards Passing
- _____ Yards per Pass
- _____ TD Passes
- _____ Total Plays
- _____ Total Offense
- _____ Yards per Play
- _____ Points
- _____ Sacks By
- _____ First Downs
- _____ Penalties
- _____ Penalty Yards
- _____ Turnovers
- _____ Interceptions By
- _____ Punts
- _____ Punting Avg.
- _____ Long Punt
- _____ Punts Inside 20

Vanderbilt's Longest Plays

- _____ Rushing
- _____ Passing
- _____ Field Goal
- _____ Punt
- _____ Punt Return
- _____ Kickoff Return
- _____ Interception Return
- _____ Fumble Return

Opponent Individual Season-Highs

- _____ Rush Attempts
- _____ Yards Rushing
- _____ TD Rushes
- _____ Long Rush
- _____ Pass Attempts
- _____ Pass Completions
- _____ Yards Passing
- _____ TD Passes
- _____ Long Pass
- _____ Receptions
- _____ Yards Receiving
- _____ TD Receptions
- _____ Long Reception
- _____ Field Goals
- _____ Long Field Goal
- _____ Punts
- _____ Punting Avg.
- _____ Long Punt
- _____ Punts Inside 20
- _____ Long Punt Return
- _____ Long Kickoff Return
- _____ Tackles
- _____ Sacks
- _____ Tackles for Loss
- _____ Interceptions

Opponent Team Game-Highs

- _____ Rushes
- _____ Yards Rushing
- _____ Yards per Rush
- _____ TD Rushes
- _____ Pass Attempts
- _____ Pass Completions
- _____ Yards Passing
- _____ Yards per Pass
- _____ TD Passes
- _____ Total Plays
- _____ Total Offense
- _____ Yards per Play
- _____ Points
- _____ Sacks By
- _____ First Downs
- _____ Penalties
- _____ Penalty Yards
- _____ Turnovers
- _____ Interceptions By
- _____ Punts
- _____ Punting Avg.
- _____ Long Punt
- _____ Punts Inside 20

Opponent's Longest plays

- _____ Rushing
- _____ Passing
- _____ Field Goal
- _____ Punt
- _____ Punt Return
- _____ Kickoff Return
- _____ Interception Return
- _____ Fumble Return



2016 VANDERBILT COMMODORES

Roster A-Z			#	Name	Pos.	Ht.	Wt.	Year	CL	Hometown/High School (Other)
			2	Deuce Wallace	QB	6-2	205	Fr.	HS	Sevierville, Tenn./Sevier Co.
94	Torey Agee	DL	2	Arnold Tarpley	S	6-1	200	Jr.	2L	Pittsburgh, Pa./Central Catholic
66	Zach Aguirre	OL	3	Taurean Ferguson	CB	5-9	190	Jr.	2L	Jonesboro, Ga./Jonesboro
88	Kyle Anderton	TE	3	Shawn Stankavage	QB	6-2	201	R-So.	RS	Durham, N.C./Cardinal Gibbons
53	Sean Auwae-McMoore	OL	4	Donaven Tennyson	WR	5-10	164	Fr.	HS	Richmond, Va./Benedictine Prep
24	Jalen Banks	S	4	John Webb	QB	6-0	200	So.	SQ	Dallas, Texas/St. Mark's
38	Gil Barksdale	DB	5	Torren McGaster	CB	6-0	198	Sr.	3L	Daphne, Ala./Daphne
91	Drew Birchmeier	DL	6	Darius Sims	WR	5-9	191	Sr.	3L	Memphis, Tenn./Whitehaven
23	Khari Blasingame	RB	7	Emmanuel Smith	S	6-2	219	Jr.	2L	Murfreesboro, Tenn./Oakland
52	Nigel Bowden	ILB	7	Ralph Webb	RB	5-10	202	Jr.	2L	Gainesville, Fla./Gainesville
20	Oren Burks	STAR	9	Caleb Peart	OLB	6-1	234	R-Fr.	RS	Gilbert, Ariz./Hamilton
69	Adam Butler	DL	9	Caleb Scott	WR	6-1	202	Jr.	2L	Suwanee, Ga./North Gwinnett
77	Devin Cochran	OL	10	Trent Sherfield	WR	6-1	200	Jr.	2L	Danville, Ill./Danville
35	Frank Coppet	CB	11	Jackson Winrow	WR	6-1	182	Fr.	HS	Shawnee, Okla./Shawnee
22	Josh Crawford	RB	11	Charles Wright	OLB	6-3	237	R-So.	1L	Irvine, Calif./Beckman
64	Delando Crooks	OL	12	Wade Freebeck	QB	6-5	225	Jr.	2L	Davie, Fla./St. Thomas Aquinas
41	Zach Cunningham	ILB	12	Zaire Jones	S	6-0	193	Fr.	HS	Meridian, Miss./Meridian
70	Darion DeBrossard	DL	13	LaDarius Wiley	S	6-1	205	R-So.	1L	Los Angeles, Calif./Cathedral
76	Egidio DellaRipa	OL	14	Kyle Shurmur	QB	6-4	223	So.	HS	Philadelphia, Pa./LaSalle College
84	Sam Dobbs	TE	14	Ryan White	S	5-10	188	Jr.	2L	Louisville, Ky./Trinity
18	Chandler Dorrell	WR	15	Elijah Hamilton	CB	6-2	195	Fr.	HS	Roswell, Ga./Blessed Trinity Catholic
89	Sean Dowling	TE	16	Kalija Lipscomb	WR	6-1	190	Fr.	HS	New Orleans, La./Jesuit
19	C.J. Duncan	WR	17	Tommy Openshaw	K/P	6-2	195	Jr.	2L	Jacksonville, Fla./Creekside
36	Trey Ellis	WR	17	Joejuan Williams	CB	6-3	202	Fr.	HS	Nashville, Tenn./Father Ryan
3	Taurean Ferguson	CB	18	Chandler Dorrell	WR	5-11	188	Sr.	2L	Nashville, Tenn./St. Thomas Aquinas
55	David Floyd	OL	19	C.J. Duncan	WR	5-11	203	R-So.	1L	Montgomery, Ala./St. James School
12	Wade Freebeck	QB	19	Sam Loy	P	6-1	195	Fr.	HS	San Clemente, Calif./Catholic
27	Jaire George	RB	20	Oren Burks	STAR	6-3	222	R-Jr.	2L	Fairfax Station, Va./South Co.
56	Barrett Gouger	OL	21	Donovan Sheffield	CB	5-11	190	So.	1L	Nashville, Tenn./Ensworth
75	Bailey Granier	OL	22	Josh Crawford	RB	5-10	202	So.	1L	Wetumpka, Ala./Edgewood Academy
43	Jordan Griffin	ILB	23	Khari Blasingame	RB	6-1	235	R-So.	1L	New Market, Ala./Buckhorn
98	Ryley Guay	K	24	Jalen Banks	S	5-11	204	R-Jr.	2L	Markham, Ill./Thornton Township
87	Winston Guillory	WR	25	Josh Smith	ILB	6-3	236	So.	1L	Murfreesboro, Tenn./Oakland
15	Elijah Hamilton	CB	26	Andrew Rector	S	6-0	198	So.	1L	Nashville, Tenn./Father Ryan
60	Cole Hardin	OL	27	Jaire George	RB	6-1	210	R-Fr.	RS	Hyattville, Md./DeMatha Catholic
42	Kenny Hebert	OLB	28	Dallas Rivers	RB	6-1	225	Jr.	2L	Stone Mtn., Ga./Stephenson
31	Tre Herndon	CB	29	Austin Quillen	S	5-11	190	Fr.	HS	Jenks, Okla./Jenks
33	Jay Hockaday	ILB	30	Bryce Lewis	CB	6-0	185	R-So.	1L	Lilburn, Ga./Parkview
74	Will Holden	OL	31	Tre Herndon	CB	6-1	188	Jr.	2L	Chattanooga, Tenn./East Hamilton
56	Bradyn Jasper	LB	32	Jamauri Wakefield	RB	6-1	215	Fr.	HS	Jacksonville, Fla./Providence
50	Andrew Jelks	OL	33	Jay Hockaday	ILB	6-3	220	So.	1L	Nashville, Tenn./Christ Presbyterian
37	Wilson Johnson	SN	34	Dare Odeyingbo	DE	6-2	262	So.	1L	Irving, Texas/Cistercian Prep
12	Zaire Jones	S	35	Frank Coppet	CB	5-11	185	Fr.	HS	Ft. Lauderdale, Fla./St. Thomas Aquinas
65	Braden Kopp	OL	36	Trey Ellis	WR	5-9	170	Jr.	2L	Charlotte, N.C./Ardrey Kell
77	Nifae Lealao	DL	37	Wilson Johnson	SN	6-0	212	Sr.	1L	Nashville, Tenn./Montgomery Bell
93	Hayden Lekacz	PK	38	Gil Barksdale	DB	5-10	180	Fr.	HS	Solon, Ohio/Solon
30	Bryce Lewis	CB	39	Bailey McElwain	FB	6-0	238	Fr.	HS	Trussville, Ala./Hewitt-Trussville
16	Kalija Lipscomb	WR	40	Baffour Osei	RB	5-8	180	Jr.	SQ	Oxnard, Calif./Oaks Christian
19	Sam Loy	P	40	Ja'karrri Thomas	ILB	6-1	225	Sr.	3L	Tallahassee, Fla./Godby
83	Nathan Marcus	TE	41	Zach Cunningham	ILB	6-4	230	R-Jr.	2L	Pinson, Ala./Pinson Valley
45	Cody Markel	TE	42	Kenny Hebert	OLB	6-4	220	Fr.	HS	New Orleans, La./Holy Cross
54	Kade Mayle	DL	43	Jordan Griffin	ILB	6-1	224	So.	1L	Tampa, Fla./Armwood
39	Bailey McElwain	FB	44	Nehemiah Mitchell	DL	6-4	260	Sr.	1L	Hayward, Calif./CC-San Francisco
5	Torren McGaster	CB	45	Cody Markel	TE	6-4	240	Fr.	HS	Middleton, Wisc./Middleton
48	Andre Mintze	OLB	46	Reese Wilson	WR	5-10	165	So.	HS	Rockwall, Texas/Rockwall-Heath
			47	Tommy Schiager	FB	6-0	220	Fr.	HS	Portland, Ore./Sunset



2016 VANDERBILT COMMODORES

#	Name	Pos.	Ht.	Wt.	Year	CL	Hometown/High School (Other)
48	Andre Mintze	OLB	6-3	225	Fr.	HS	Philadelphia, Pa./Imhotep Institute
48	Jacob Schultz	SN	6-4	235	Sr.	1L	Murfreesboro, Tenn./Siegel
49	Jonathan Wynn	DE	6-4	258	R-Jr.	2L	Stone Mtn., Ga./Stephenson
50	Andrew Jelks	OL	6-6	305	Sr.	2L	Paris, Tenn./Henry Co.
51	Davis Winkie	SN	6-4	250	Jr.	SQ	Cumming, Ga./South Forsyth
52	Nigel Bowden	ILB	6-1	240	R-Jr.	2L	Macon, Ga./Central
53	Sean Auwae-McMoore	OL	6-5	308	Fr.	HS	Kapolei, Hawaii/Kapolei
54	Kade Mayle	DL	6-3	275	Jr.	SQ	McConnelsville, Ohio/Morgan
55	David Floyd	OL	6-5	290	Fr.	HS	Nashville, Tenn./Lipscomb Academy
56	Barrett Gouger	OL	6-4	305	Sr.	3L	Soddy Daisy, Tenn./Baylor
56	Bradyn Jasper	ILB	6-1	245	Jr.	SQ	Washington, Mo./St. Francis Borgia
57	Ean Pfeifer	OL	6-4	290	R-Fr.	RS	Bentonville, Ark./Bentonville
57	Josiah Sa'o	DL	6-2	290	Fr.	HS	San Diego, Calif./Kearney
58	Justin Skule	OL	6-6	305	So.	1L	Clifton, Va./Centreville
60	Cole Hardin	OL	6-4	305	R-So.	1L	Florence, Ala./Florence
61	Bruno Reagan	OL	6-3	310	R-So.	1L	Clarksville, Tenn./Clarksville
64	Delando Crooks	OL	6-5	305	R-Jr.	2L	Atlanta, Ga./Carver
65	Braden Kopp	OL	6-5	280	Fr.	HS	Houston, Texas/Houston Christian
66	Zach Aguirre	OL	6-2	292	Fr.	HS	Mission Viejo, Calif./Mater Dei
69	Adam Butler	DL	6-4	295	Sr.	3L	Duncanville, Texas/Duncanville
70	Darion DeBrossard	DL	6-4	290	R-Fr.	RS	Snellville, Ga./Shiloh
71	Jared Southers	OL	6-4	308	R-Fr.	RS	South Orange, N.J./Seton Hall Prep
74	Will Holden	OL	6-6	312	Sr.	3L	Green Cove Springs, Fla./Clay
74	Jay Woods	DL	6-3	285	R-Jr.	2L	Jackson, Ga./Jackson
75	Bailey Granier	OL	6-6	320	So.	1L	Galliano, La./South Lafourche
76	Egidio DellaRipa	OL	6-4	295	Jr.	SQ	Castaic, Calif./College of the Canyons
77	Devin Cochran	OL	6-7	305	Fr.	HS	Norcross, Ga./Greater Atl. Christian
77	Nifae Lealao	DL	6-5	312	Jr.	2L	Sacramento, Calif./Capital Christian
80	Jared Pinkney	TE	6-4	250	R-Fr.	RS	Norcross, Ga./Norcross
81	Zack Smith	WR	6-3	198	Fr.	HS	Mariposa, Calif./Mariposa Co.
82	Turner Cockrell	TE	6-5	220	Fr.	HS	Acworth, Ga./Allatonna
83	Nathan Marcus	TE	6-5	244	Jr.	2L	Glen Ellyn, Ill./Glenbard West
84	Sam Dobbs	TE	6-4	220	So.	1L	Douglasville, Ga./Landmark Christian
85	DeAndre Woods	TE	6-3	238	Jr.	2L	Clay, Ala./Clay-Chalkville
86	Latevius Rayford	WR	6-1	201	Sr.	3L	Memphis, Tenn./Central
87	Winston Guillory	WR	5-11	170	So.	SQ	Dallas, Texas/Episcopal
88	Kyle Anderton	TE	6-4	255	So.	1L	Hendersonville, Tenn./Station Camp
89	Sean Dowling	TE	6-5	265	Sr.	2L	Fallbrook, Calif./Fallsbrook Union
90	Cameron Tidd	DL	6-3	275	Fr.	HS	Greenwood, Ind./Center Grove
91	Drew Birchmeier	DL	6-4	280	Fr.	HS	Midlothian, Va./Cosby
93	Hayden Lekacz	PK	6-0	195	Jr.	2L	Glen Ellyn, Ill./Glenbard West
94	Torey Agee	DL	6-4	285	Sr.	3L	Opelika, Ala./Opelika
95	Riley Tindol	DL	6-5	267	Jr.	SQ	Billingsley, Ala./Autauga Academy
97	Reid Nelson	P	6-2	215	Jr.	SQ	Hueytown, Ala./Hueytown
98	Riley Guay	K	5-10	190	Fr.	HS	Naperville, Ill./Benet Academy
99	Landon Stokes	OLB	6-4	240	R-Jr.	2L	Orlando, Fla./Lake Highland Prep

44	Nehemiah Mitchell	DL
97	Reid Nelson	P
34	Dare Odeyingbo	DE
17	Tommy Openshaw	K/P
40	Baffour Osei	RB
9	Caleb Peart	OLB

Roster A-Z

#	Name	Pos.
57	Ean Pfeifer	OL
80	Jared Pinkney	TE
29	Austin Quillen	S
86	Latevius Rayford	WR
61	Bruno Reagan	OL
29	Andrew Rector	S
28	Dallas Rivers	RB
57	Josiah Sa'o	DL
47	Tommy Schiager	FB
48	Jacob Schultz	SN
9	Caleb Scott	WR
21	Donovan Sheffield	CB
10	Trent Sherfield	WR
14	Kyle Shurmur	QB
6	Darrius Sims	WR
58	Justin Skule	OL
7	Emmanuel Smith	S
25	Josh Smith	ILB
71	Jared Southers	OL
3	Shawn Stankavage	QB
99	Landon Stokes	OLB
2	Arnold Tarpley	S
4	Donaven Tennyson	WR
40	Ja'karri Thomas	ILB
90	Cameron Tidd	DL
95	Riley Tindol	DL
32	Jamauri Wakefield	RB
2	Deuce Wallace	QB
4	John Webb	QB
7	Ralph Webb	RB
14	Ryan White	S
13	LaDarius Wiley	S
17	Joejuan Williams	CB
46	Reese Wilson	WR
51	Davis Winkie	SN
11	Jackson Winrow	WR
85	DeAndre Woods	TE
74	Jay Woods	DL
11	Charles Wright	OLB
49	Jonathan Wynn	DE

Pronunciations

PLAYERS

Khari (**car-EE**) Blasingame
 Jaire (**JIE-air**) George
 Bailey Granier (**graun-YAE**)
 Barrett Gouger (**gow-GURR**)
 Nifae (**nee-FY**) Lealao (**lee-AL-ow**)
 Hayden Lekacz (**la-koch**)
 Dare (**dar-EE**) Odeyingbo (**O-duh-yeng-BO**)
 Caleb Peart (**peert**)
 Latevius (**la-TAY-vee-us**) Rayford

Darrius (**Dare-ee-us**) Sims
 Ja'karri (**jah-CAR-ee**) Thomas
 Riley Tindol (**ten-doll**)

COACHES

Gerry (**Jerry**) Gdowski (**Guh-DOW-ski**)

Roster by Class

PLAYERS

Seniors - 13
 Juniors - 31
 Sophomores - 23
 RS-Freshmen - 6
 Freshmen - 21



VANDERBILT DEPTH CHART



Ralph Webb | RB

Webb returns for his junior season after rushing for 1152 yards in 2015, the most ever by a sophomore at Vanderbilt.



Zach Cunningham | LB

Cunningham earned 1st team All-SEC honors at LB last season and was named 2nd team All-SEC prior to the season by the media.

Offense

WR	10 Trent Sherfield	6-1, 200, Jr.
	9 Caleb Scott	6-2, 204, Jr.
TE	83 Nathan Marcus	6-5, 244, R-Jr.
	89 Sean Dowling	6-5, 265, Sr.
LT	74 Will Holden	6-6, 312, Sr.
	77 Devin Cochran	6-7, 305, Fr.
LG	64 Delando Crooks	6-5, 305, R-Jr.
	76 Egidio DellaRipa	6-4, 295, R-Jr.
C	56 Barrett Gouger	6-4, 305, Sr.
	57 Ean Pfeifer	6-4, 290, R-Fr.
RG	61 Bruno Reagan	6-3, 310, R-So.
	75 Bailey Granier	6-6, 320, R-So.
RT	58 Justin Skule	6-6, 305, So.
	71 Jared Southers	6-4, 308, R-Fr.
QB	14 Kyle Shurmur	6-4, 223, So.
	12 Wade Freebeck	6-5, 225, Jr.
RB	7 Ralph Webb	5-10, 202, Jr.
	28 Dallas Rivers	6-1, 225, Jr.
FB	28 Dallas Rivers	6-1, 225, Jr.
	39 Bailey McElwain	6-0, 238, Fr.
WR	19 C.J. Duncan	5-11, 203, R-Jr.
	86 Latevius Rayford	6-1, 201, Sr.

Defense

DE	49 Jonathan Wynn	6-4, 258, R-Jr.
	34 Dare Odeyingbo	6-2, 262, So.
DT	69 Adam Butler	6-4, 295, Sr.
	or 94 Torey Agee	6-4, 285, Sr.
DE	77 Nifae Lealao	6-5, 312, Jr.
	44 Nehemiah Mitchell	6-4, 260, Sr.
OLB	99 Landon Stokes	6-4, 240, R-Jr.
	11 Charles Wright	6-3, 237, R-So.
ILB	41 Zach Cunningham	6-4, 230, R-Jr.
	25 Josh Smith	6-3, 236, So.
ILB	52 Nigel Bowden	6-1, 240, R-Jr.
	40 Ja'karri Thomas	6-1, 225, Sr.
OLB	20 Oren Burks	6-3, 222, R-Jr.
	9 Caleb Peart	6-1, 234, R-Fr.
CB	31 Tre Herndon	6-1, 188, Jr.
	30 Bryce Lewis	6-0, 185, R-So.
SS	7 Emmanuel Smith	6-2, 219, Jr.
	or 14 Ryan White	5-10, 188, R-Jr.
FS	2 Arnold Tarpley	6-1, 200, Jr.
	or 13 LaDarius Wiley	6-1, 205, R-So.
CB	5 Torren McGaster	6-0, 198, Sr.
	3 Taurean Ferguson	5-9, 190, R-Jr.

Special Teams

K	17 Tommy Openshaw	6-2, 195, R-Jr.	PR	19 C.J. Duncan	5-11, 203, R-Jr.
	93 Hayden Lekacz	a6-0, 195, Jr.		or 14 Ryan White	5-10, 188, R-Jr.
P	97 Reid Nelson	6-2, 215, Jr.	KR	19 C.J. Duncan	5-11, 203, R-Jr.
	19 Sam Loy	6-1, 195, Fr.		28 Dallas Rivers	6-1, 225, Jr.
H	37 Wilson Johnson	6-0, 212, Sr.	SN	37 Wilson Johnson	6-0, 212, Sr.
				or 48 Jacob Schultz	6-4, 235, Sr.



OFF. STARTERS	WR	WR	WR/TE/FB	TE	QB	RB	LT	LG	C	RG	RT
Western Kentucky	Sherfield	Rayford	Sims (WR)	Scheu	McCrary	Webb	Holden	Bernstein	Pulley	Gouger	Fromang
Georgia	Sherfield	Sims	Marcus (TE)	Scheu	McCrary	Webb	Holden	Bernstein	Pulley	Gouger	Fromang
Austin Peay	Sherfield	Rayford	Kentera (WR)	Scott (WR)	McCrary	Webb	Holden	Bernstein	Pulley	Gouger	Skule
at Ole Miss	Sherfield	Sims	Dowling (TE)	Scheu	McCrary	Webb	Holden	Bernstein	Pulley	Gouger	Skule
at MTSU	Sherfield	Scott	Kentera	Scheu	McCrary	Webb	Holden	Bernstein	Pulley	Gouger	Fromang
at South Carolina	Sherfield	Scott	Sims (WR)	Scheu	McCrary	Webb	Holden	Bernstein	Pulley	Gouger	Fromang
Missouri	Sherfield	Scott	Sims (RB)	Scheu	Shurmur	Webb	Holden	Bernstein	Pulley	Gouger	Fromang
at Houston	Sherfield	Scott	Rayford	Scheu	Shurmur	Webb	Holden	Bernstein	Pulley	Gouger	Fromang
at Florida	Sherfield	Scott	Dowling (TE)	Scheu	McCrary	Webb	Holden	Bernstein	Pulley	Gouger	Granier
Kentucky	Sherfield	Scott	Sims (RB)	Scheu	Shurmur	Webb	Holden	Bernstein	Pulley	Gouger	Granier
Texas A&M	Sherfield	Scott	Crooks (TE)	Marcus	Shurmur	Webb	Holden	Bernstein	Pulley	Reagan	Granier
at Tennessee	Sherfield	Scott	Dobbs	Scheu	Shurmur	Webb	Holden	Bernstein	Pulley	Reagan	Fromang

DEF. STARTERS	OLB	DE	NT	DE	ILB	ILB	OLB	CB	SS	FS	CB
Western Kentucky	Mitchell	Butler	J. Woods	Azubike	Herring	Bowden	Weatherly	McGaster	Williamson	Burks	Herndon
Georgia	Mitchell	Butler	J. Woods	Wynn	Herring	Bowden	Weatherly	McGaster	Williamson	Burks	Herndon
Austin Peay	Mitchell	Butler	J. Woods	Azubike	Herring	Z. Cunningham	Weatherly	McGaster	Williamson	Burks	Herndon
at Ole Miss	Mitchell	Butler	J. Woods	Azubike	Herring	Blasingame	Weatherly	McGaster	Williamson	Burks	Herndon
at MTSU	Mitchell	Butler	E. Smith (NB)	Azubike	Herring	Z. Cunningham	Weatherly	McGaster	Tarpley	Burks	Herndon
at South Carolina	Mitchell	Butler	Tarpley (NB)	Wynn	Herring	Z. Cunningham	Weatherly	McGaster	White	Burks	Herndon
Missouri	Mitchell	Butler	Tarpley (NB)	Wynn	Herring	Z. Cunningham	Weatherly	McGaster	Williamson	Burks	Herndon
at Houston	Stokes	Butler	J. Woods	E. Smith (NB)	Herring	Z. Cunningham	Weatherly	McGaster	Williamson	Burks	Herndon
at Florida	Stokes	Tarpley (NB)	Lealao	Wynn	Herring	Z. Cunningham	Weatherly	Ferguson	Williamson	Burks	Herndon
Kentucky	Stokes	Tarpley (NB)	Lealao	Agee	Herring	Z. Cunningham	Weatherly	McGaster	Williamson	Burks	Herndon
Texas A&M	Stokes	Tarpley (NB)	Lealao	Azubike	Herring	Z. Cunningham	Weatherly	McGaster	Williamson	Burks	Herndon
at Tennessee	Stokes	Tarpley (NB)	Lealao	Azubike	Herring	Z. Cunningham	Weatherly	McGaster	Williamson	Burks	Herndon

EXPERIENCE ANALYSIS

The chart below shows Vanderbilt's offensive and defensive starting lineups over the last five years with numbers representing total starts by classes and percentages of total starts for the entire season.

Season	G	SR	JR	SO	FR	UpperCI%
2016						
2015	12 (4-8)	64 (24.2%)	79 (29.9%)	107 (40.5%)	14 (5.3%)	54.2%
2014	12 (3-9)	50 (18.9%)	72 (27.3%)	67 (25.4%)	75 (28.4%)	46.2%
2013	13 (9-4)	146 (51.1%)	62 (21.7%)	49 (17.1%)	29 (10.1%)	72.7%
2012	13 (9-4)	96 (33.6%)	122 (42.7%)	50 (17.5%)	18 (6.3%)	76.2%
2011	13 (6-7)	87 (30.4%)	106 (37.1%)	81 (28.3%)	12 (4.2%)	67.5%

SEASON/CAREER STARTS

OFFENSE	2016	2015	2014	2013	2012	TOT	STRK	DEFENSE	2016	2015	2014	2013	2012	TOT	STRK
R. Webb		12	12	-	-	24	24	A. Butler		8	9	6	-	23	0
W. Holden		12	10	0	-	22	12	T. McGaster		11	11	1	-	23	3
A. Jelks		-	12	10	-	22	13	O. Burks		12	7	-	-	19	16
L. Rayford		3	10	0	-	13	0	Z. Cunningham		9	5	0	-	14	8
T. Sherfield		12	0	-	-	12	12	N. Bowden		2	11	-	-	13	0
B. Gouger		10	0	1	-	11	0	T. Herndon		12	0	-	-	12	12
C. Scott		9	1	-	-	10	8	J. Woods		5	5	-	-	10	0
C. Duncan		0	9	-	-	9	0	T. Ferguson		1	6	-	-	7	0
D. Sims		6	0	0	-	6	0	N. Mitchell		7	-	-	-	7	0
K. Shurmur		5	-	-	-	5	3	A. Tarpley		7	0	-	-	7	4
N. Marcus		2	3	-	-	5	0	J. Wynn		4	2	-	-	6	0
W. Freebeck		0	4	-	-	4	0	L. Stokes		5	0	-	-	5	5
B. Grainer		3	-	-	-	3	0	N. Lealao		4	0	-	-	4	4
S. Dowling		2	0	0	-	2	0	E. Smith		2	0	-	-	2	0
B. Reagan		2	-	-	-	2	2	R. White		1	1	-	-	2	0
J. Skule		2	-	-	-	2	0	T. Agee		1	0	0	-	1	0
K. Blasingame		1	-	-	-	1	0	J. Thomas		0	1	0	-	1	0
D. Crooks		1	0	-	-	1	0	J. Banks		0	0	-	-	0	0
S. Dobbs		1	-	-	-	1	1	J. Griffin		0	-	-	-	0	0
K. Anderton		0	-	-	-	0	0	J. Hockaday		0	-	-	-	0	0
J. Crawford		0	-	-	-	0	0	B. Jasper		0	0	-	-	0	0
E. DellaRipa		0	-	-	-	0	0	B. Lewis		0	-	-	-	0	0
C. Dorrell		0	0	-	-	0	0	K. Mayle		0	-	-	-	0	0
T. Ellis		0	0	-	-	0	0	D. Odeyingbo		0	-	-	-	0	0
W. Guillory		0	-	-	-	0	0	A. Rector		0	-	-	-	0	0
C. Hardin		0	-	-	-	0	0	D. Sheffield		0	-	-	-	0	0
B. Osei		0	0	-	-	0	0	J. Smith		0	-	-	-	0	0
D. Rivers		0	0	-	-	0	0	R. Tindol		0	-	-	-	0	0
S. Stankavage		0	-	-	-	0	0	L. Wiley		0	0	-	-	0	0
D. Woods		0	0	-	-	0	0								
C. Wright		0	-	-	-	0	0								



2015 STATISTICS

SCORE (qtr)	1ST	2ND	3RD	4TH	OT	TOTAL
VANDERBILT	23	67	34	58	0	182
OPPONENTS	62	66	77	47	0	252

TEAM STATISTICS

	VANDERBILT	OPPONENT
SCORING	182	252
Points Per Game	15.2	21.0
FIRST DOWNS	211	206
Rushing	99	80
Passing	94	107
Penalty	18	19
RUSHING YARDAGE	1856	1718
Yards gained rushing	2174	2058
Yards lost rushing	318	340
Rushing Attempts	495	427
Average Per Rush	3.7	4.0
Average Per Game	154.7	143.2
TDs Rushing	9	12
PASSING YARDAGE	2062	2488
Att-Comp-Int	376-192-16	387-213-6
Average Per Pass	5.5	6.4
Average Per Catch	10.7	11.7
Average Per Game	171.8	207.3
TDs Passing	11	10
TOTAL OFFENSE	3918	4206
Total Plays	871	814
Average Per Play	4.5	5.2
Average Per Game	326.5	350.5
KICK RETURNS: #-Yards	40-784	31-571
PUNT RETURNS: #-Yards	31-197	31-468
INT RETURNS: #-Yards	6-49	16-221
KICK RETURN AVERAGE	19.6	18.4
PUNT RETURN AVERAGE	6.4	15.1
INT RETURN AVERAGE	8.2	13.8
FUMBLES-LOST	20-9	23-11
PENALTIES-Yards	73-566	86-687
Average Per Game	47.2	57.2
PUNTS-Yards	82-3277	72-2905
Average Per Punt	40.0	40.3
Net punt average	33.5	35.9
TIME OF POSSESSION/Game	32:07	27:53
3RD-DOWN Conversions	76/204	49/174
3rd-Down Pct	37%	28%
4TH-DOWN Conversions	7/18	4/17
4th-Down Pct	39%	24%
SACKS BY-Yards	26-156	28-178
MISC YARDS	7	0
TOUCHDOWNS SCORED	21	26
FIELD GOALS-ATTEMPTS	12-19	23-31
ON-SIDE KICKS	0-1	0-0
RED-ZONE SCORES	21-33 64%	35-49 71%
RED-ZONE TOUCHDOWNS	15-33 45%	19-49 39%
PAT-ATTEMPTS	18-18 100%	25-26 96%
ATTENDANCE	192802	379177
Games/Avg Per Game	6/32134	6/63196

GAME RESULTS

DATE	OPPONENT	W/L	SCORE	OVERALL	CONF.	TIME	ATT.
9/3	Western Kentucky	L	14-12	0-1	0-0	3:24	30,307
9/12	Georgia	L	31-14	0-2	0-1	3:42	37,185
9/19	Austin Peay	W	47-7	1-2	0-1	3:29	31,399
9/26	at Ole Miss	L	27-16	1-3	0-2	3:37	60,654
10/3	at MTSU	W	17-13	2-3	0-2	3:13	25,411
10/17	at South Carolina	L	19-10	2-4	0-3	3:23	75,159
10/24	Missouri	W	10-3	3-4	1-3	3:34	31,128
10/31	at Houston	L	34-0	3-5	1-3	3:07	29,565
11/7	at Florida	L	9-7	3-6	1-4	3:24	90,061
11/14	Kentucky	W	21-17	4-6	2-4	3:26	30,301
11/21	Texas A&M	L	25-0	4-7	2-5	3:29	32,482
11/28	at Tennessee	L	53-28	4-8	2-6	3:42	98,327

INDIVIDUAL STATISTICS

PASSING	GP	EFF.	ATT-COMP-INT	PCT	YARDS	TD	LONG	AVG/G
Johnny McCrary	10	101.34	146-267-12	54.7	1533	6	44	153.3
Kyle Shurmur	5	93.93	44-103-3	42.7	503	5	37	100.6
Wade Freebeck	1	36.40	2-6-1	33.3	26	0	17	26.0
Total	12	98.27	192-376-16	51.1	2062	11	44	171.8
Opponents	12	114.47	213-387-6	55.0	2488	10	95	207.3

RUSHING	GP	ATT	GAIN	LOSS	NET	AVG	TD	LONG	AVG/G
Ralph Webb	12	277	1204	52	1152	4.2	5	74	96.0
Darrius Sims	12	43	271	21	250	5.8	1	41	20.8
Johnny McCrary	10	70	335	149	186	2.7	2	29	18.6
Dallas Rivers	12	60	197	14	183	3.0	1	16	15.2
Trent Sherfield	12	4	55	0	55	13.8	0	34	4.6
Josh Crawford	7	18	56	2	54	3.0	0	11	7.7
Trey Ellis	11	1	19	0	19	19.0	0	19	1.7
Tommy Openshaw	12	1	13	0	13	13.0	0	13	1.1
Ladarius Banks	11	1	0	0	0	0.0	0	0	0.0
TEAM	9	6	0	23	-23	-3.8	0	0	-2.6
Kyle Shurmur	5	14	24	57	-33	-2.4	0	15	-6.6
Total	12	495	2174	318	1856	3.7	9	74	154.7
Opponents	12	427	2058	340	1718	4.0	12	68	143.2

RECEIVING	GP	No.	YARDS	AVG	TD	LONG	AVG/G
Trent Sherfield	12	51	659	12.9	3	44	54.9
Steven Scheu	11	27	240	8.9	1	24	21.8
Caleb Scott	12	24	339	14.1	2	37	28.2
Ralph Webb	12	24	188	7.8	2	18	15.7
L. Rayford	11	19	151	7.9	1	20	13.7
Darrius Sims	12	10	110	11.0	0	24	9.2
DeAndre Woods	3	7	129	18.4	0	43	43.0
Kris Kentera	10	7	92	13.1	0	28	9.2
Dallas Rivers	12	7	47	6.7	1	12	3.9
Ronald Monroe	10	5	17	3.4	0	6	1.7
Nathan Marcus	12	4	34	8.5	0	12	2.8
C. Dorrell	6	3	20	6.7	0	10	3.3
Josh Crawford	7	2	11	5.5	0	8	1.6
Sam Dobbs	7	1	21	21.0	0	21	3.0
Kyle Anderton	11	1	4	4.0	1	4	0.4
Total	12	192	2062	10.7	11	44	171.8
Opponents	12	213	2488	11.7	10	95	207.3



2015 STATISTICS

TOTAL OFFENSE	GP	PLAYS	RUSH	PASS	TOTAL	AVG/G
Johnny McCrary	10	337	186	1533	1719	171.9
Ralph Webb	12	277	1152	0	1152	96.0
Kyle Shurmur	5	117	-33	503	470	94.0
Darrius Sims	12	43	250	0	250	20.8
Dallas Rivers	12	60	183	0	183	15.2
Trent Sherfield	12	4	55	0	55	4.6
Josh Crawford	7	18	54	0	54	7.7
Wade Freebeck	1	6	0	26	26	26.0
Trey Ellis	11	1	19	0	19	1.7
Tommy Openshaw	12	1	13	0	13	1.1
TEAM	9	6	-23	0	-23	-2.6
Total	12	871	1856	2062	3918	326.5
Opponents	12	814	1718	2488	4206	350.5

ALL-PURPOSE	GP	RUSH	REC	PR	KOR	RET	TOTAL	AVG
Ralph Webb	12	1152	188	0	0	0	1340	111.7
Darrius Sims	12	250	110	0	497	0	857	71.4
Trent Sherfield	12	55	659	0	0	0	714	59.5
Dallas Rivers	12	183	47	0	228	0	458	38.2
Caleb Scott	12	0	339	0	0	0	339	28.2
Steven Scheu	11	0	240	0	0	0	240	21.8
Johnny McCrary	10	186	0	0	0	0	186	18.6
Ryan White	12	0	0	150	26	0	176	14.7
L. Rayford	11	0	151	0	0	0	151	13.7
DeAndre Woods	3	0	129	0	0	0	129	43.0
Kris Kentera	10	0	92	0	0	0	92	9.2
Josh Crawford	7	54	11	0	0	0	65	9.3
Nathan Marcus	12	0	34	0	14	0	48	4.0
Trey Ellis	11	19	0	22	0	0	41	3.7
Oren Burks	12	0	0	0	0	31	31	2.6
Torren McGaster	12	0	0	29	0	0	29	2.4
Sam Dobbs	7	0	21	0	0	0	21	3.0
C. Dorrell	6	0	20	0	0	0	20	3.3
Jahmel McIntosh	12	0	0	0	0	18	18	1.5
Ronald Monroe	10	0	17	0	0	0	17	1.7
Tre Herndon	12	0	0	-4	19	0	15	1.2
Tommy Openshaw	12	13	0	0	0	0	13	1.1
Kyle Anderton	11	0	4	0	0	0	4	0.4
TEAM	9	-23	0	0	0	0	-23	-2.6
Kyle Shurmur	5	-33	0	0	0	0	-33	-6.6
Total	12	1856	2062	197	784	49	4948	412.3
Opponents	12	1718	2488	468	571	221	5466	455.5

FIELD GOALS	FGM-FGA	%	1-29	30-39	40-49	50+	Lg	Blk
Tommy Openshaw	12-19	63.2	3-4	2-4	7-10	0-1	49	0

PUNTING	No.	Yds	AVG	LONG	TB	FC	I-20	Blk
Tommy Openshaw	79	3234	40.9	78	3	30	27	0
TEAM	2	0	0.0	0	0	0	0	2
Colby Cooke	1	43	43.0	43	0	0	0	0
Total	82	3277	40.0	78	3	30	27	2
Opponents	72	2905	40.3	62	6	20	21	1

———— PATs ————

SCORING	TDs	FGs	KICK	RUSH	REC	PASS	DXP	SAF	Pts
Tommy Openshaw	0	12-19	14-14	0-0	0	0-0	0	0	50
Ralph Webb	7	0-0	0-0	0-0	0	0-0	0	0	42
Trent Sherfield	3	0-0	0-0	0-0	0	0-0	0	0	18
Johnny McCrary	2	0-0	0-0	1-1	0	0-1	0	0	14
Dallas Rivers	2	0-0	0-0	0-0	0	0-0	0	0	12
Caleb Scott	2	0-0	0-0	0-0	0	0-0	0	0	12
Oren Burks	1	0-0	0-0	0-0	0	0-0	0	0	6
Kyle Anderton	1	0-0	0-0	0-0	0	0-0	0	0	6
L. Rayford	1	0-0	0-0	0-0	0	0-0	0	0	6
Steven Scheu	1	0-0	0-0	0-0	0	0-0	0	0	6
Darrius Sims	1	0-0	0-0	0-0	0	0-0	0	0	6
Hayden Lekacz	0	0-0	4-4	0-0	0	0-0	0	0	4
Kris Kentera	0	0-0	0-0	0-1	0	0-0	0	0	0
Total	21	12-19	18-18	1-2	0	0-1	0	0	182
Opponents	26	23-31	25-26	0-0	0	0-0	0	1	252

KICKOFF RETURNS	No.	Yds	AVG	TD	LONG
Darrius Sims	25	497	19.9	0	47
Dallas Rivers	11	228	20.7	0	31
Ryan White	2	26	13.0	0	15
Tre Herndon	1	19	19.0	0	19
Nathan Marcus	1	14	14.0	0	14
Total	40	784	19.6	0	47
Opponents	31	571	18.4	0	71

PUNT RETURNS	No.	Yds	AVG	TD	LONG
Ryan White	20	150	7.5	0	36
Trey Ellis	4	22	5.5	0	10
Torren McGaster	4	29	7.2	0	17
Darrius Sims	2	0	0.0	0	12
Tre Herndon	1	-4	-4.0	0	0
Total	31	197	6.4	0	36
Opponents	31	468	15.1	2	85

FIELD GOAL SEQUENCE	VANDERBILT	OPPONENT
Western Kentucky	28,(49),(26)	-
Georgia	(47),(41),43	37,(20),43
Austin Peay	(40),(38),50	-
at Ole Miss	(28),(41),(34),32	(19),(39),29
at MTSU	40,(40)	(44),(28)
at South Carolina	(23)	(47),(31),39,55,(19),(22)
Missouri	45,(40),32	(35),47
at Houston	-	(22),(37)
at Florida	-	(43)
Kentucky	-	(38),37
Texas A&M	-	(31),(25),35,(46),(46),(41),(23)
at Tennessee	-	(26),(47),(32)

Numbers in (parentheses) indicate successful field goals.



2015 STATISTICS

PASSING

	Com-Att-Yds-TD-Int		
	J. McCrary	K. Shurmur	W. Freebeck
S. Carolina	18-34-217-1-2	DNP	DNP
Middle Tennessee	24-50-295-1-3	DNP	DNP
at Georgia Tech	28-33-368-2-0	DNP	2-6-26-0-1
at WKU	23-42-194-1-0	DNP	DNP
Florida	18-31-177-0-2	DNP	DNP
at Kentucky	21-42-177-1-3	DNP	DNP
at Georgia	7-8-47-0-0	10-20-89-0-0	DNP
Tennessee State	2-9-24-0-2	3-11-20-0-1	DNP
at Auburn	3-14-30-0-0	DNP	DNP
at Missouri	DNP	13-26-166-2-0	DNP
Ole Miss	2-4-4-0-0	3-12-19-0-1	DNP
Tennessee	DNP	15-34-209-3-1	DNP
TOTALS	146-267-1533-6-12	44-103-503-5-3	2-6-26-0-1

RUSHING

	#-Yds/TD	WKU	UGA	AP	MISS	MTSU	SC	MIZZ	HOU	FLA	UK	TAMU	UT
Ralph Webb	277-1152/5	18-70/0	25-68/0	15-54/2	25-90/0	25-155/1	16-58/0	26-99/1	26-99/0	22-118/1	33-113/0	25-79/0	21-149/0
Darrius Sims	43-250/1	4-15/0	1-0/0	2-27/0	-	-	6-104/0	9-58/0	5-19/0	6-(-7)/0	3-1/0	4-14/0	3-19/1
Johnny McCrary	70-186/2	8-58/0	8-17/0	5-41/1	7-11/0	6-33/1	11-6/0	3-(-4)/0	4-4/0	11-3/0	DNP	7-17/0	DNP
Dallas Rivers	60-183/1	11-26/0	4-7/0	12-25/1	3-6/0	8-18/0	1-(-2)/0	2-8/0	2-12/0	6-16/0	4-16/0	3-30/0	4-21/0
Trent Sherfield	4-55/0	-	-	-	1-1/0	1-34/0	-	-	-	1-17/0	1-3/0	-	-
Josh Crawford	18-54/0	DNP	DNP	DNP	6-20/0	DNP	-	5-19/0	4-14/0	1-0/0	DNP	1-(-2)/0	1-3/0
Trey Ellis	1-19/0	-	-	-	-	-	-	-	-	-	DNP	-	1-19/0
Tommy Openshaw	1-13/0	-	1-13/0	-	-	-	-	-	-	-	-	-	-
Ladarius Banks	1-0/0	-	-	1-0/0	-	-	-	-	-	-	-	DNP	-
TEAM	6-(-23)/0	1-(-1)/0	-	DNP	-	1-(-3)/0	1-(-11)/0	1-(-1)/0	DNP	1-(-2)/0	-	1-(-5)/0	DNP
Kyle Shurmur	14-(-33)/0	DNP	DNP	DNP	DNP	DNP	DNP	3-(-11)/0	1-(-7)/0	DNP	1-2/0	3-(-8)/0	6-(-9)/0

RECEIVING

	#-Yds/TD	WKU	UGA	AP	MISS	MTSU	SC	MIZZ	HOU	FLA	UK	TAMU	UT
Trent Sherfield	51-659/3	4-63/1	1-44/0	16-240/1	7-55/0	6-63/0	2-18/0	5-35/0	-	-	3-51/0	1-5/0	6-85/1
Caleb Scott	24-339/2	1-23/0	2-22/0	3-24/0	5-42/0	3-43/0	2-20/1	2-13/0	1-4/0	-	3-87/1	-	2-61/0
Steven Scheu	27-240/1	2-12/0	2-43/0	DNP	5-57/0	1-3/0	6-59/0	5-28/0	-	-	1-2/0	2-14/0	3-22/1
Ralph Webb	24-188/2	3-27/0	7-57/0	3-22/1	2-11/1	2-21/0	2-23/0	1-11/0	1-3/0	-	3-13/0	-	-
L. Rayford	19-151/1	1-2/0	7-57/1	1-6/0	DNP	1-1/0	3-18/0	1-9/0	3-37/0	-	1-7/0	-	1-14/0
DeAndre Woods	7-129/0	2-20/0	3-57/0	2-52/0	DNP	DNP	DNP	DNP	DNP	DNP	DNP	DNP	DNP
Darrius Sims	10-110/0	2-10/0	-	2-32/0	1-17/0	-	3-22/0	2-29/0	-	-	-	-	-
Kris Kentera	7-92/0	2-48/0	1-9/0	1-3/0	-	3-32/0	-	DNP	-	-	-	DNP	-
Dallas Rivers	7-47/1	1-12/0	1-6/0	1-6/0	-	-	-	-	-	1-6/0	1-2/0	-	2-15/1
Nathan Marcus	4-34/0	-	-	-	1-1/0	-	1-10/0	1-11/0	-	-	-	-	1-12/0
Sam Dobbs	1-21/0	DNP	DNP	DNP	DNP	DNP	-	-	-	1-21/0	-	-	-
C. Dorrell	3-20/0	DNP	DNP	1-9/0	-	1-10/0	1-1/0	-	DNP	DNP	DNP	DNP	-
Ronald Monroe	5-17/0	DNP	DNP	-	-	1-4/0	1-6/0	-	-	1-3/0	-	2-4/0	-
Josh Crawford	2-11/0	DNP	DNP	DNP	2-11/0	DNP	-	-	-	-	DNP	-	-
Kyle Anderton	1-4/1	-	-	-	-	-	DNP	-	-	-	1-4/1	-	-

PUNT RETURNS

	#-Yds	WKU	UGA	AP	MISS	MTSU	SC	MIZZ	HOU	FLA	UK	TAMU	UT
Ryan White	20-150	-	-	2-38	1-0	1-12	1-2	7-71	2-3	1-1	2-3	2-16	1-4
Torren McGaster	4-29	-	-	4-29	-	-	-	-	-	-	-	-	-
Trey Ellis	4-22	2-16	2-6	-	-	-	-	-	-	-	DNP	-	-
Darrius Sims	2-0	-	-	-	-	-	-	-	-	-	1-(-12)	-	1-12
Tre Herndon	1-(-4)	1-(-4)	-	-	-	-	-	-	-	-	-	-	-

KICK RETURNS

	#-Yds	WKU	UGA	AP	MISS	MTSU	SC	MIZZ	HOU	FLA	UK	TAMU	UT
Darrius Sims	25-497	3-61	3-69	1-17	4-103	3-50	1-20	-	4-80	2-23	2-24	-	2-50
Dallas Rivers	11-228	-	-	-	-	-	-	-	-	-	2-45	5-107	4-76
Ryan White	2-26	-	-	-	-	-	-	-	-	-	-	2-26	-
Tre Herndon	1-19	-	-	-	-	-	-	-	1-19	-	-	-	-
Nathan Marcus	1-14	-	-	-	-	-	1-14	-	-	-	-	-	-



2015 STATISTICS

DEFENSIVE STATS

#	Name	GP	Tackles			Sacks		No-Yards	Pass Def		QBH	Fumbles		Blocked Kick	Saf
			Solo	Ast	Total	TFL/Yds	Int-Yds		BrUp	Rcv-Yds		FF			
41	Zach Cunningham	12-9	69	34	103	16.5-56	4.5-32	.	3	.	.	3-0	4	.	
35	Darreon Herring	12-12	34	30	64	3.5-9	1.5-3	.	3	2	
20	Oren Burks	12-12	35	24	59	2.0-5	.	3-31	6	.	1-0	1	.	.	
5	Torren McGaster	12-11	41	10	51	4.5-8	.	.	13	.	1-0	.	.	.	
31	Tre Herndon	12-12	35	12	47	1.0-6	1.0-6	.	4	
45	S. Weatherly	12-12	29	17	46	9.5-34	3.5-22	.	3	9	2-0	2	.	.	
32	A. Williamson	10-10	28	13	41	1.0-1	1.0-1	.	4	1	.	1	.	.	
2	Arnold Tarpley	12-7	24	12	36	5.0-27	2.0-22	.	3	1	
55	Caleb Azubike	9-6	13	16	29	6.0-21	3.0-11	.	.	1	1-0	2	.	.	
14	Ryan White	12-1	18	8	26	3.0-10	.	1-0	1	.	1-0	1	.	.	
74	Jay Woods	12-5	12	12	24	2.0-6	1.0-5	.	1	.	1-0	2	.	.	
99	Landon Stokes	12-5	12	12	24	3.0-12	1.0-9	.	3	3	.	1	.	.	
44	N. Mitchell	12-7	9	15	24	1.5-12	0.5-3	.	1	
49	Jonathan Wynn	12-4	8	13	21	3.0-13	1.0-7	.	1	1	
77	Nifae Lealao	12-4	9	9	18	1.0-2	1	.	
69	Adam Butler	12-8	12	6	18	7.0-27	3.0-18	
94	Torey Agee	12-1	12	5	17	3.0-16	2.0-13	.	.	1	
27	Jahmel McIntosh	12-0	10	6	16	0.5-7	.	2-18	1	
40	Ja'kari Thomas	10-0	7	7	14	
4	Tre Bell	11-0	7	7	14	1.0-11	
3	T. Ferguson	11-1	11	2	13	0.5-1	.	.	4	
23	K. Blasingame	11-1	8	5	13	
7	Emmanuel Smith	11-2	1	9	10	.	.	.	1	
43	Jordan Griffin	11-0	6	3	9	
13	LaDarius Wiley	12-0	5	3	8	1.0-1	1-0	.	.	.	
25	Josh Smith	12-0	1	6	7	0.5-1	
21	D. Sheffield	6-0	4	1	5	2.0-9	.	.	2	
93	Hayden Lekacz	12-0	3	2	5	
48	Jacob Schultz	12-0	3	1	4	
24	Jalen Banks	6-0	2	2	4	
52	Nigel Bowden	2-2	2	2	4	
47	Charles Wright	11-0	1	2	3	1.5-5	1.0-4	
56	Barrett Gouger	12-10	.	2	2	
53	Jake Bernstein	12-12	2	.	2	
34	Dare Odoyingbo	8-0	.	2	2	0.5-1	
17	Tommy Openshaw	12-0	2	.	2	
26	Andrew Rector	8-0	.	2	2	1	.	
33	Jay Hockaday	7-0	1	1	2	
86	L. Rayford	11-3	1	.	1	
30	Bryce Lewis	11-0	.	1	1	
28	Dallas Rivers	12-0	1	.	1	
74	Will Holden	12-12	1	.	1	
82	Kris Kentera	10-2	1	.	1	
10	Trent Sherfield	12-12	1	.	1	
83	Nathan Marcus	12-2	1	.	1	
6	Darrius Sims	12-6	1	.	1	
Total		12-0	483	314	797	80-301	26-156	6-49	54	19	11-0	14	2		
Opponents		12-0	510	360	870	70.0-262	28-178	16-221	49	38	9-11	10	2	1	

INTERCEPTIONS/RET.	No.-Yds	WKU	UGA	AP	MISS	MTSU	SC	MIZZ	HOU	FLA	UK	TAMU	UT
Oren Burks	3-31	-	-	-	1-1	-	-	-	-	-	2-30	-	-
Jahmel McIntosh	2-18	-	-	-	1-18	-	1-0	-	-	-	-	-	-
Ryan White	1-0	-	-	-	-	-	-	-	-	1-0	-	-	-

QB SACKS	UA-A-TOTAL	WKU	UGA	AP	MISS	MTSU	SC	MIZZ	HOU	FLA	UK	TAMU	UT
Zach Cunningham	4-1-4.5	-	-	-	1.0-2	-	1.0-11	-	0.5-4	1.0-6	-	1.0-9	-
S. Weatherly	3-1-3.5	-	-	-	1.0-12	-	-	1.0-6	0.5-3	-	-	1.0-1	-
Caleb Azubike	3-0-3.0	-	-	-	-	-	DNP	DNP	DNP	-	2.0-5	1.0-6	-
Adam Butler	3-0-3.0	-	-	-	1.0-7	-	1.0-1	1.0-10	-	-	-	-	-
Torey Agee	2-0-2.0	-	-	-	-	-	-	-	1.0-11	1.0-2	-	-	-
Arnold Tarpley	2-0-2.0	-	-	1.0-11	-	-	-	-	1.0-11	-	-	-	-
Darreon Herring	1-1-1.5	-	-	-	-	-	-	1.0-1	-	0.5-2	-	-	-
Jonathan Wynn	1-0-1.0	1.0-7	-	-	-	-	-	-	-	-	-	-	-
Tre Herndon DB	1-0-1.0	1.0-6	-	-	-	-	-	-	-	-	-	-	-
A. Williamson	1-0-1.0	-	-	1.0-1	-	DNP	DNP	-	-	-	-	-	-
Charles Wright	1-0-1.0	-	-	1.0-4	-	-	-	DNP	-	-	-	-	-
Landon Stokes	1-0-1.0	-	-	-	-	-	-	1.0-9	-	-	-	-	-
Jay Woods DL	1-0-1.0	-	1.0-5	-	-	-	-	-	-	-	-	-	-
N. Mitchell	0-1-0.5	-	-	-	-	-	-	-	-	0.5-3	-	-	-



2015 STATISTICS

TACKLES	SOLO-ASSISTED-TOTAL	WKU	UGA	AP	MISS	MTSU	SC	MIZZ	HOU	FLA	UK	TAMU	UT
Zach Cunningham	69-34-103	1-0	2-3	1-2	4-7	12-3	9-3	3-0	7-2	5-5	5-5	10-4	10-0
Darreon Herring	34-30-64	2-4	2-3	1-2	3-5	2-0	8-0	3-0	4-4	1-3	2-3	1-5	5-1
Oren Burks	35-24-59	2-2	4-4	1-3	2-4	5-1	6-0	0-1	1-4	-	1-2	5-2	8-1
Torren McGaster	41-10-51	6-0	2-0	1-0	6-1	3-1	3-0	2-3	5-1	6-1	4-2	2-0	1-1
Tre Herndon	35-12-47	2-1	3-1	2-2	4-3	3-0	1-1	2-1	2-0	0-1	3-2	8-0	5-0
S. Weatherly	29-17-46	0-3	6-2	-	2-1	5-1	1-1	3-0	3-3	2-2	3-2	2-2	2-0
A. Williamson	28-13-41	1-5	4-0	2-1	1-1	DNP	DNP	1-2	5-1	5-1	4-1	0-1	5-0
Arnold Tarpley	24-12-36	1-2	2-1	2-1	5-3	1-0	1-1	2-1	3-0	1-0	2-1	1-2	3-0
Caleb Azubike	13-16-29	1-2	0-3	0-3	1-3	1-0	DNP	DNP	DNP	4-1	3-1	1-3	2-0
Ryan White	18-8-26	0-2	-	3-0	2-1	2-2	6-1	1-0	2-0	0-2	-	1-0	1-0
Landon Stokes	12-12-24	0-2	0-1	0-1	-	0-1	-	1-0	2-1	2-1	1-4	2-1	4-0
N. Mitchell	9-15-24	1-2	0-5	1-1	0-2	3-1	1-1	0-1	2-0	0-2	-	1-0	-
Jay Woods	12-12-24	0-1	1-5	0-1	-	1-0	5-0	0-1	1-3	1-0	-	0-1	3-0
Jonathan Wynn	8-13-21	1-1	0-3	0-1	-	2-0	-	0-1	1-2	1-3	1-1	0-1	2-0
Nifae Lealao	9-9-18	-	1-3	1-2	0-2	1-0	-	2-0	-	0-1	1-1	1-1	3-0
Adam Butler	12-6-18	0-1	0-3	2-0	2-1	1-0	2-0	2-0	-	-	1-1	1-0	1-0
Torey Agee	12-5-17	-	0-1	1-1	-	-	1-0	1-0	5-1	1-0	0-1	1-0	2-1
Jahmel McIntosh	10-6-16	0-1	-	-	1-2	1-0	1-0	1-1	1-0	0-2	1-0	4-0	-
Tre Bell	7-7-14	0-4	1-1	3-2	-	-	DNP	1-0	-	-	1-0	-	1-0
Ja'kari Thomas	7-7-14	-	1-1	0-5	-	DNP	DNP	-	1-0	2-0	-	0-1	3-0
T. Ferguson	11-2-13	-	1-0	1-1	4-0	-	-	3-0	0-1	-	DNP	1-0	1-0
K. Blasingame	8-5-13	-	1-0	1-2	1-1	2-0	1-1	1-0	-	0-1	DNP	-	1-0
Emmanuel Smith	1-9-10	0-2	DNP	0-3	0-2	1-0	-	-	0-1	-	0-1	-	-
Jordan Griffin	6-3-9	DNP	1-0	0-1	2-0	1-0	-	-	1-0	1-1	-	0-1	-
LaDarius Wiley	5-3-8	-	-	0-1	-	-	1-0	-	0-1	3-0	1-1	-	-
Josh Smith	1-6-7	1-1	-	0-2	0-1	-	-	-	-	0-2	-	-	-
D. Sheffield	4-1-5	DNP	DNP	DNP	DNP	DNP	DNP	1-0	1-0	0-1	1-0	1-0	-
Hayden Lekacz	3-2-5	1-0	-	-	-	-	-	0-1	0-1	-	1-0	-	1-0
Jacob Schultz	3-1-4	-	-	-	1-0	-	-	-	1-0	0-1	1-0	-	-
Jalen Banks	2-2-4	-	DNP	-	1-2	DNP	DNP	DNP	DNP	DNP	1-0	-	-
Nigel Bowden	2-2-4	-	2-2	DNP	DNP	DNP	DNP	DNP	DNP	DNP	DNP	DNP	DNP
Charles Wright	1-2-3	-	-	1-2	-	-	-	DNP	-	-	-	-	-
Dare Odeyingbo	0-2-2	DNP	DNP	0-2	-	-	-	-	-	DNP	DNP	-	-
Andrew Rector	0-2-2	DNP	DNP	DNP	DNP	-	0-1	-	-	-	0-1	-	-
Barrett Gouger	0-2-2	-	-	-	-	-	-	0-1	-	-	-	0-1	-
Tommy Openshaw	2-0-2	-	-	-	-	-	-	-	-	1-0	-	-	1-0
Jay Hockaday	1-1-2	DNP	DNP	0-1	DNP	-	1-0	DNP	-	-	-	DNP	-
Jake Bernstein	2-0-2	-	-	-	-	1-0	1-0	-	-	-	-	-	-
Nathan Marcus	1-0-1	-	-	1-0	-	-	-	-	-	-	-	-	-
Trent Sherfield	1-0-1	-	-	-	-	-	-	-	1-0	-	-	-	-
Bryce Lewis	0-1-1	-	-	0-1	-	-	DNP	-	-	-	-	-	-
Dallas Rivers	1-0-1	-	-	-	-	-	-	-	-	-	-	-	1-0
Will Holden	1-0-1	-	-	-	-	-	1-0	-	-	-	-	-	-
Darrius Sims	1-0-1	-	-	-	-	-	1-0	-	-	-	-	-	-
Kris Kentera	1-0-1	-	-	-	-	1-0	-	DNP	-	-	-	DNP	-
L. Rayford	1-0-1	-	-	-	DNP	-	-	-	-	-	-	1-0	-

FUMBLES	FF/FR	WKU	UGA	AP	MISS	MTSU	SC	MIZZ	HOU	FLA	UK	TAMU	UT
Zach Cunningham	3/3	-/-	-/-	-/-	-/-	1/-	-/-	-/-	2/1	-/2	-/-	-/-	-/-
Jay Woods	2/-	-/-	1/-	-/-	-/-	-/-	-/-	-/-	-/-	1/-	-/1	-/-	-/-
Stephen Weatherly	2/2	-/-	-/-	-/-	1/-	-/-	-/1	-/-	-/1	-/-	-/-	-/-	1/-
Caleb Azubike	2/1	-/-	-/-	-/-	-/-	-/-	-/-	-/-	-/-	1/1	1/-	-/-	-/-
Oren Burks	1/1	-/-	-/-	1/1	-/-	-/-	-/-	-/-	-/-	-/-	-/-	-/-	-/-
Ryan White	1/1	-/-	-/-	-/-	-/-	-/1	1/-	-/-	-/-	-/-	-/-	-/-	-/-
Torren McGaster	-/1	-/-	-/-	-/-	-/-	-/1	-/-	-/-	-/-	-/-	-/-	-/-	-/-
LaDarius Wiley	-/1	-/-	-/-	-/-	-/-	-/-	-/-	-/1	-/-	-/-	-/-	-/-	-/-
Landon Stokes	1/-	-/-	-/-	-/-	-/-	-/-	-/-	-/-	-/-	1/-	-/-	-/-	-/-



2015 STATISTICS

GAME-BY-GAME TEAM COMPARISONS (NOTE: GAME TOTALS ARE DISPLAYED IN THE FORMAT TEAM/OPPONENT FOR EACH CATEGORY)

	SCORE	1ST DOWNS	RUSHING	PASSING	RUSH Yds	PASS Yds	PLAYS-TOTAL Yds	RET. Yds	TURNOVERS
Western Kentucky	L, 14-12	20/11	9/4	9/7	42-168/23-37	217/209	76-385/53-246	73/45	3/0
Georgia	L, 31-14	21/19	6/9	12/9	39-105/41-281	295/141	89-400/66-422	75/205	3/1
Austin Peay	W, 47-7	26/9	9/3	17/5	35-147/30-34	394/110	74-541/62-144	84/43	2/0
at Ole Miss	L, 27-16	21/30	8/11	9/13	43-128/42-151	194/321	85-322/84-472	122/98	0/2
at MTSU	W, 17-13	18/18	8/4	10/13	41-237/23-34	177/286	72-414/74-320	62/55	3/2
at South Carolina	L, 19-10	20/17	10/6	9/10	35-155/37-152	177/272	77-332/66-424	36/79	5/2
Missouri	W, 10-3	18/10	9/3	8/5	49-168/19-80	136/108	77-304/53-188	71/59	1/1
at Houston	L, 34-0	12/19	10/6	2/11	42-141/51-150	44/221	62-185/74-371	102/183	4/2
at Florida	L, 9-7	11/12	8/5	0/7	48-145/34-93	30/165	62-175/60-258	24/181	0/4
Kentucky	W, 21-17	13/12	6/9	7/3	42-135/37-225	166/127	68-301/71-352	90/86	2/3
Texas A&M	L, 25-0	10/22	8/7	0/12	44-125/38-150	23/336	60-148/74-486	149/49	1/0
at Tennessee	L, 53-28	21/27	8/13	11/12	36-202/52-331	209/192	70-411/77-523	142/188	1/0
Totals	182-252	211/206	99/80	94/107	495-1856/427-1718	2062/2488	871-3918/814-4206	1030/1271	25/17

GAME-BY-GAME TEAM COMPARISONS (NOTE: GAME TOTALS ARE DISPLAYED IN THE FORMAT TEAM/OPPONENT FOR EACH CATEGORY)

	3RD DOWN	4TH DOWN	TIME POSS	MARGIN	Yds/RUSH	Yds/PASS	Yds/PLAY	PUNTING	PENALTY Yds
Western Kentucky	7-18/2-11	2-3/0-0	36:39/23:21	13:18	4.2/1.7	6.4/7.0	5.2/4.8	5-44.0/10-37.7	48/70
Georgia	7-21/4-13	3-4/0-0	32:57/27:03	5:54	2.7/6.9	5.9/5.6	4.5/6.4	6-45.0/6-40.5	20/92
Austin Peay	9-14/3-15	0-1/0-2	30:19/29:41	0:38	4.2/1.1	10.1/3.4	7.3/2.3	1-66.0/10-36.5	50/36
at Ole Miss	10-22/3-13	0-2/1-1	33:21/26:39	6:42	3.0/3.6	4.6/7.6	3.8/5.6	7-34.6/4-50.8	43/119
at MTSU	7-17/8-19	1-1/0-2	31:15/28:45	2:30	5.8/1.5	5.7/5.6	5.8/4.3	5-31.4/6-32.7	40/30
at South Carolina	6-15/2-13	0-1/0-0	32:50/27:10	5:40	4.4/4.1	4.2/9.4	4.3/6.4	6-38.2/5-42.6	53/39
Missouri	8-19/0-14	0-1/1-2	38:24/21:36	16:48	3.4/4.2	4.9/3.2	3.9/3.5	7-45.6/9-47.7	59/37
at Houston	3-14/7-17	0-0/1-2	26:45/33:15	-6:30	3.4/2.9	2.2/9.6	3.0/5.0	9-35.4/5-34.6	39/55
at Florida	5-18/3-13	1-2/0-3	31:54/28:06	3:48	3.0/2.7	2.1/6.3	2.8/4.3	10-42.2/5-44.4	45/61
Kentucky	6-17/4-16	0-2/1-3	30:57/29:03	1:54	3.2/6.1	6.4/3.7	4.4/5.0	9-36.8/6-35.2	25/31
Texas A&M	3-15/6-17	0-2/0-1	31:09/28:51	2:18	2.8/3.9	1.4/9.3	2.5/6.6	10-37.6/4-46.0	68/70
at Tennessee	5-14/7-13	0-0/0-1	28:58/31:02	-2:04	5.6/6.4	6.1/7.7	5.9/6.8	7-46.6/2-44.5	84/47
Totals	76-204/49-174	7-18/4-17	385:28/334:32	50:56	3.7/4.0	5.5/6.4	4.5/5.2	82-40.0/72-40.3	566/687



2015 STATISTICS

3RD DOWNS

	SCORE	OVERALL	1ST QTR	2ND QTR	3RD QTR	4TH QTR
Western Kentucky	L, 14-12	7-18 (38.9%)	1-3 (33.3%)	2-5 (40.0%)	1-4 (25.0%)	3-6 (50.0%)
Georgia	L, 31-14	7-21 (33.3%)	1-6 (16.7%)	4-8 (50.0%)	0-3 (0.0%)	2-4 (50.0%)
Austin Peay	W, 47-7	9-14 (64.3%)	3-5 (60.0%)	1-2 (50.0%)	3-4 (75.0%)	2-3 (66.7%)
at Ole Miss	L, 27-16	10-22 (45.5%)	5-8 (62.5%)	0-4 (0.0%)	2-4 (50.0%)	3-6 (50.0%)
at MTSU	W, 17-13	7-17 (41.2%)	1-5 (20.0%)	2-4 (50.0%)	1-4 (25.0%)	3-4 (75.0%)
at South Carolina	L, 19-10	6-15 (40.0%)	2-4 (50.0%)	2-5 (40.0%)	1-3 (33.3%)	1-3 (33.3%)
Missouri	W, 10-3	8-19 (42.1%)	1-4 (25.0%)	4-6 (66.7%)	0-3 (0.0%)	3-6 (50.0%)
at Houston	L, 34-0	3-14 (21.4%)	0-3 (0.0%)	0-3 (0.0%)	3-6 (50.0%)	0-2 (0.0%)
at Florida	L, 9-7	5-18 (27.8%)	2-4 (50.0%)	1-4 (25.0%)	1-5 (20.0%)	1-5 (20.0%)
Kentucky	W, 21-17	6-17 (35.3%)	2-4 (50.0%)	2-4 (50.0%)	1-4 (25.0%)	1-5 (20.0%)
Texas A&M	L, 25-0	3-15 (20.0%)	1-4 (25.0%)	1-4 (25.0%)	0-4 (0.0%)	1-3 (33.3%)
at Tennessee	L, 53-28	5-14 (35.7%)	0-2 (0.0%)	1-4 (25.0%)	0-3 (0.0%)	4-5 (80.0%)
Vanderbilt		76-204 (37.3%)	19-52 (36.5%)	20-53 (37.7%)	13-47 (27.7%)	24-52 (46.2%)
Opponents		49-174 (28.2%)	10-41 (24.4%)	13-50 (26.0%)	15-43 (34.9%)	11-40 (27.5%)

4TH DOWNS

	SCORE	OVERALL	1ST QTR	2ND QTR	3RD QTR	4TH QTR
Western Kentucky	L, 14-12	2-3 (66.7%)	0-0 (0.0%)	1-1 (100.0%)	0-1 (0.0%)	1-1 (100.0%)
Georgia	L, 31-14	3-4 (75.0%)	2-2 (100.0%)	0-0 (0.0%)	0-0 (0.0%)	1-2 (50.0%)
Austin Peay	W, 47-7	0-1 (0.0%)	0-1 (0.0%)	0-0 (0.0%)	0-0 (0.0%)	0-0 (0.0%)
at Ole Miss	L, 27-16	0-1 (0.0%)	0-0 (0.0%)	0-0 (0.0%)	0-0 (0.0%)	0-1 (0.0%)
at MTSU	W, 17-13	1-1 (100.0%)	0-0 (0.0%)	1-1 (100.0%)	0-0 (0.0%)	0-0 (0.0%)
at South Carolina	L, 19-10	0-1 (0.0%)	0-0 (0.0%)	0-0 (0.0%)	0-0 (0.0%)	0-1 (0.0%)
Missouri	W, 10-3	0-1 (0.0%)	0-0 (0.0%)	0-1 (0.0%)	0-0 (0.0%)	0-0 (0.0%)
at Houston	L, 34-0	0-0 (0.0%)	0-0 (0.0%)	0-0 (0.0%)	0-0 (0.0%)	0-0 (0.0%)
at Florida	L, 9-7	1-2 (50.0%)	0-0 (0.0%)	0-0 (0.0%)	1-1 (100.0%)	0-1 (0.0%)
Kentucky	W, 21-17	0-2 (0.0%)	0-0 (0.0%)	0-0 (0.0%)	0-1 (0.0%)	0-1 (0.0%)
Texas A&M	L, 25-0	0-2 (0.0%)	0-0 (0.0%)	0-1 (0.0%)	0-1 (0.0%)	0-0 (0.0%)
at Tennessee						
Vanderbilt		7-18 (38.9%)	2-3 (66.7%)	2-4 (50.0%)	1-4 (25.0%)	2-7 (28.6%)
Opponents		4-17 (23.5%)	1-3 (33.3%)	1-6 (16.7%)	1-2 (50.0%)	1-6 (16.7%)

VANDERBILT-INSIDE OPPONENT 20-YARD LINE

OPPONENT	SCORE	Times in RZ	Times SCORED	TOTAL Pts	RUSH TDs	PASS TDs	FG TDs	MADE	FGA	DOWNED	-----FAILED IN RED ZONE-----				HALF	GM
											INT	FUMB				
Western Kentucky	L, 14-12	5	2	9	1	0	1	1	1	0	2	0	0	0	0	
Georgia	L, 31-14	4	1	8	1	0	1	0	0	1	1	0	0	1	0	
Austin Peay	W, 47-7	7	6	37	5	4	1	1	0	1	0	0	0	0	0	
at Ole Miss	L, 27-16	4	3	13	1	0	1	2	1	0	0	0	0	0	0	
at MTSU	W, 17-13	0	0	0	0	0	0	0	0	0	0	0	0	0	0	
at South Carolina	L, 19-10	3	2	10	1	0	1	1	0	0	0	1	0	0	0	
Missouri	W, 10-3	3	2	10	1	1	0	1	1	0	0	0	0	0	0	
at Houston	L, 34-0	0	0	0	0	0	0	0	0	0	0	0	0	0	0	
at Florida	L, 9-7	0	0	0	0	0	0	0	0	0	0	0	0	0	0	
Kentucky	W, 21-17	2	1	7	1	0	1	0	0	1	0	0	0	0	0	
at Texas A&M	L, 25-0	0	0	0	0	0	0	0	0	0	0	0	0	0	0	
at Tennessee	L, 53-28	5	4	28	4	1	3	0	0	0	1	0	0	0	0	
Totals		33	21	122	15	6	9	6	3	3	4	1	1	1	0	

VU Season Totals: 21 of 33 (63.6%)

OPPONENTS-INSIDE VANDERBILT 20-YARD LINE

OPPONENT	SCORE	Times in RZ	Times SCORED	TOTAL Pts	RUSH TDs	PASS TDs	FG TDs	MADE	FGA	DOWNED	-----FAILED IN RED ZONE-----				HALF	GM
											INT	FUMB				
Western Kentucky	L, 14-12	3	2	14	2	1	1	0	0	1	0	0	0	0	0	
Georgia	L, 31-14	3	2	10	1	1	0	1	1	0	0	0	0	0	0	
Austin Peay	W, 47-7	2	1	7	1	0	1	0	0	1	0	0	0	0	0	
at Ole Miss	L, 27-16	6	5	27	3	2	1	2	1	0	0	0	0	0	0	
at MTSU	W, 17-13	3	2	10	1	0	1	1	0	0	0	1	0	0	0	
at South Carolina	L, 19-10	4	3	9	0	0	0	3	1	0	0	0	0	0	0	
Missouri	W, 10-3	2	1	3	0	0	0	1	0	1	0	0	0	0	0	
at Houston	L, 34-0	5	5	27	3	2	1	2	0	0	0	0	0	0	0	
at Florida	L, 9-7	3	1	6	1	1	0	0	0	1	0	1	0	0	0	
Kentucky	W, 21-17	6	3	17	2	1	1	1	1	1	1	0	0	0	0	
Texas A&M	L, 25-0	4	3	9	0	0	0	3	1	0	0	0	0	0	0	
at Tennessee	L, 53-28	8	7	41	5	3	2	2	0	1	0	0	0	0	0	
Opponent Totals		49	35	180	19	11	8	16	5	6	1	2	0	0	0	

Opponent Season Totals: 35 of 49 (71.4%)

52 Nigel Bowden

LB || RS-Junior

Macon, Ga. || Central HS

Career Highs

Total Tackles: 11, at Missouri, 10/25/14
Solo Tackles: 6 (2x), at Missouri, 10/25/14
Sacks: 1.0, at Kentucky, 9/27/14
Interceptions: N/A
Forced Fumbles: 1, vs. Florida, 11/8/14
Fumble Recoveries: N/A

2016 Game-by-Game Stats

	GS	U-A-T	TFL	SACK	FF-FR	INT
SC						
MT						
@GT						
@WKU						
UF						
@UK						
@UGA						
TSU						
@AU						
@MIZZ						
MISS						
UT						
TOTAL						

2015 Game-by-Game Stats

	GS	U-A-T	TFL	SACK	FF-FR	INT
WKU	*	0-0-0	0.0	0-0	0-0	0-0
UGA	*	2-2-4	0.0	0-0	0-0	0-0
AP		--DNP--				
@MISS		--DNP--				
@MT		--DNP--				
@SC		--DNP--				
MIZZ		--DNP--				
@HOU		--DNP--				
@UF		--DNP--				
UK		--DNP--				
TAMU		--DNP--				
@UT		--DNP--				
TOTAL	2	2-2-4	0.0	0-0	0-0	0-0

2014 Game-by-Game Stats

	GS	U-A-T	TFL	SACK	FF-FR	INT
TEMP	*	4-1-5	1.0-5	0-0	0-0	0-0
MISS	*	0-7-7	0-0	0-0	0-0	0-0
UMASS	*	4-3-7	0-0	0-0	0-0	0-0
SC	*	3-5-8	0-0	0-0	0-0	0-0
@UK	*	6-3-9	1.0-7	1.0-7	0-0	0-0
@UGA	*	4-4-8	0-0	0-0	0-0	0-0
CSU	*	5-5-10	0-0	0-0	0-0	0-0
@MIZZ	*	6-5-11	0-0	0-0	0-0	0-0
ODU	*	1-2-3	0-0	0-0	0-0	0-0
UF	*	3-3-6	0-0	0-0	1-0	0-0
@MSU		--DNP--				
UT	*	1-3-4	0-0	0-0	0-0	0-0
TOTAL	11	37-41-78	2.0-12	1.0-7	1-0	0-0

Career Stats

	GP/GS	U-A-T	TFL	SACK	FF-FR	INT
2015	2/2	2-2-4	0.0	0.0	0-0	0-0
2014	11/11	37-41-78	2.0-12	1.0-7	1-0	0-0
TOTAL	13/13	39-43-82	2.0-12	1.0-7	1-0	0-0

20 Oren Burks

OLB/S || RS-Junior

Fairfax Station, Va. || South Co. HS

Career Highs

Total Tackles: 9, at Tennessee, 11/28/15
Solo Tackles: 8, at Tennessee, 11/28/15
Sacks: N/A
Interceptions: 2, vs. Kentucky, 11/14/15
Forced Fumbles: 1, vs. Georgia, 9/12/15
Fumble Recoveries: 1 (2x), vs. Georgia, 9/12/15

2016 Game-by-Game Stats

	GS	U-A-T	TFL	SACK	FF-FR	INT
SC						
MT						
@GT						
@WKU						
UF						
@UK						
@UGA						
TSU						
@AU						
@MIZZ						
MISS						
UT						
TOTAL						

2015 Game-by-Game Stats

	GS	U-A-T	TFL	SACK	FF-FR	INT
WKU	*	2-2-4	0.5-1	0-0	0-0	0-0
UGA	*	4-4-8	0-0	0-0	1-1	0-0
AP	*	1-3-4	0-0	0-0	0-0	0-0
@MISS	*	2-4-6	1.0-3	0-0	0-0	1-1
@MT	*	5-1-6	0-0	0-0	0-0	0-0
@SC	*	6-0-6	0-0	0-0	0-0	0-0
MIZZ	*	0-1-1	0-0	0-0	0-0	0-0
@HOU	*	1-4-5	0.5-1	0-0	0-0	0-0
@UF	*	0-0-0	0-0	0-0	0-0	0-0
UK	*	1-2-3	0-0	0-0	0-0	2-30
TAMU	*	5-2-7	0-0	0-0	0-0	0-0
@UT	*	8-1-9	0-0	0-0	0-0	0-0
TOTAL	12	35-24-59	2.0-5	0-0	1-1	3-31

2014 Game-by-Game Stats

	GS	U-A-T	TFL	SACK	FF-FR	INT
TEMP	*	4-2-6	0-0	0-0	0-1	0-0
MISS	*	3-4-7	0-0	0-0	0-0	0-0
UMASS	*	1-4-5	0-0	0-0	0-0	0-0
SC		--DNP--				
@UK		--DNP--				
@UGA		--DNP--				
CSU		--DNP--				
@MIZZ		1-0-1	0-0	0-0	0-0	0-0
ODU	*	0-3-3	0-0	0-0	0-0	0-0
UF	*	3-2-5	0-0	0-0	0-0	0-0
@MSU	*	3-4-7	0-0	0-0	0-0	0-0
UT	*	1-2-3	0-0	0-0	0-0	0-0
TOTAL	7	16-21-37	0-0	0-0	0-1	0-0

Career Stats

	GP/GS	U-A-T	TFL	SACK	FF-FR	INT
2015	12/12	35-24-59	2.0-5	0-0	1-1	3-31
2014	8/7	16-21-37	0-0	0-0	0-1	0-0
TOTAL	50/19	51-45-96	2.0-5	0-0	1-2	3-31

69 Adam Butler

DL || Senior

Duncanville, Texas || Duncanville HS

Career Highs

Total Tackles: 7, at UMass, 9/21/13
Solo Tackles: 3, at UMass, 9/21/13
Sacks: 1.0 (5x), vs. Missouri, 10/24/15
Interceptions: N/A
Forced Fumbles: 1, at UMass, 9/21/13
Fumble Recoveries: 1 (2x), vs. UMass, 9/13/14

2016 Game-by-Game Stats

	GS	U-A-T	TFL	SACK	FF-FR	INT
SC						
MT						
@GT						
@WKU						
UF						
@UK						
@UGA						
TSU						
@AU						
@MIZZ						
MISS						
UT						
TOTAL						

2015 Game-by-Game Stats

	GS	U-A-T	TFL	SACK	FF-FR	INT
WKU	*	0-1-1	0-0	0-0	0-0	0-0
UGA	*	0-3-3	0-0	0-0	0-0	0-0
AP	*	2-0-2	2.0-3	0-0	0-0	0-0
@MISS	*	2-1-3	2.0-9	1.0-7	0-0	0-0
@MT	*	1-0-1	0-0	0-0	0-0	0-0
@SC	*	2-0-2	1.0-1	1.0-1	0-0	0-0
MIZZ	*	2-0-2	1.0-10	1.0-10	0-0	0-0
@HOU	*	0-0-0	0-0	0-0	0-0	0-0
@UF		0-0-0	0-0	0-0	0-0	0-0
UK		1-1-2	0-0	0-0	0-0	0-0
TAMU		1-0-1	1.0-4	0-0	0-0	0-0
@UT		1-0-1	0-0	0-0	0-0	0-0
TOTAL	8	12-6-18	7.0-27	3.0-18	0-0	0-0

2014 Game-by-Game Stats

	GS	U-A-T	TFL	SACK	FF-FR	INT
TEMP	*	1-2-3	1.5-3	0.5-0	0-0	0-0
MISS	*	1-3-4	0-0	0-0	0-0	0-0
MASS	*	2-2-4	0-0	0-0	0-1	0-0
SC	*	2-2-4	1.5-9	1.0-9	0-0	0-0
@UK	*	2-0-2	1.0-2	0-0	0-0	0-0
@UGA	*	1-0-1	0-0	0-0	0-0	0-0
CSU		1-1-2	0-0	0-0	0-0	0-0
@MIZZ		2-3-5	0.5-1	0-0	0-0	0-0
ODU		0-1-1	0-0	0-0	0-0	0-0
UF	*	2-2-4	1.0-1	0-0	0-0	0-0
@MSU	*	1-3-4	1.0-2	0-0	0-0	0-0
UT	*	1-0-1	1.0-4	1.0-4	0-0	0-0
TOTAL	9	16-19-35	7.5-22	2.5-13	0-1	0-0

2013 Game-by-Game Stats

	GS	U-A-T	TFL	SACK	FF-FR	INT
MISS	*	1-0-1	0-0	0-0	0-0	0-0
AP		--DNP--				
@SC		2-4-6	1.0-1	0-0	0-0	0-0
@MASS	*	3-3-6	1.0-4	0-0	1-1	0-0
UAB	*	2-0-2	2.0-6	0-0	0-0	0-0
MIZZ	*	1-1-2	0-0	0-0	0-0	0-0
UGA		0-0-0	0-0	0-0	0-0	0-0
@TAMU		0-0-0	0-0	0-0	0-0	0-0
@UF		1-0-1	0-0	0-0	0-0	0-0
UK		2-0-2	2.0-7	0-0	0-0	0-0
@UT	*	2-1-3	0-0	0-0	0-0	0-0
WF		2-0-2	0-0	0-0	0-0	0-0
HOU	*	0-0-0	0-0	0-0	0-0	0-0
TOTAL	6	16-9-25	6.0-18	0-0	1-1	0-0

Career Stats

	GP/GS	U-A-T	TFL	SACK	FF-FR	INT
2015	12/8	12-6-18	7.0-27	3.0-18	0-0	0-0
2014	12/9	16-19-35	7.5-22	2.5-13	0-1	0-0
2013	12/6	16-9-25	6.0-18	0-0	1-1	0-0
TOTAL	36/23	44-34-78	20.5-67	5.5-31	1-2	0-0

41 Zach Cunningham

LB || RS-Junior

Pinson, Ala. || Pinson Valley HS

Career Highs

Total Tackles: 15, at Middle Tenn., 10/3/15

Solo Tackles: 12, at Middle Tenn., 10/3/15

Sacks: 1.0 (5x), vs. Texas A&M, 11/21/15

Interceptions: N/A

Forced Fumbles: 2, at Houston, 10/31/15

Fumble Recoveries: 2, at Florida, 11/7/15

2016 Game-by-Game Stats

GS U-A-T TFL SACK FF-FR INT

SC
MT
@GT
@WKU
UF
@UK
@UGA
TSU
@AU
@MIZZ
MISS
UT

TOTAL

2015 Game-by-Game Stats

GS U-A-T TFL SACK FF-FR INT

WKU 1-0-1 0-0 0-0 0-0 0-0
UGA 2-3-5 0-0 0-0 0-0 0-0
AP * 1-2-3 0-0 0-0 0-0 0-0
@MISS 4-7-11 1.5-3 1.0-2 0-0 0-0
@MT * 12-3-15 2.5-3 0-0 1-0 0-0
@SC * 9-3-12 4.0-15 1.0-11 0-0 0-0
MIZZ * 3-0-3 0-0 0-0 0-0 0-0
@HOU * 7-2-9 2.5-8 0.5-4 2-1 0-0
@UF * 5-5-10 2.0-8 1.0-6 0-2 0-0
UK * 5-5-10 1.0-4 0-0 0-0 0-0
TAMU * 10-4-14 3.0-15 1.0-9 1-0 0-0
@UT * 10-0-10 0-0 0-0 0-0 0-0
TOTAL 9 69-34-103 16.5-56 4.5-32 4-3 0-0

2014 Game-by-Game Stats

GS U-A-T TFL SACK FF-FR INT

TEMP 0-1-1 0-0 0-0 0-0 0-0
MISS 4-2-6 0-0 0-0 1-0 0-0
MASS 1-0-1 0-0 0-0 0-0 0-0
SC 0-3-3 0-0 0-0 0-0 0-0
@UK 5-4-9 0-0 0-0 0-0 0-0
@UGA 3-3-6 2.0-2 0-0 0-0 0-0
CSU --DNP--
@MIZZ * 3-3-6 0-0 0-0 0-0 0-0
ODU * 2-2-4 0-0 0-0 0-0 0-0
UF * 8-3-11 1.0-1 1.0-1 0-0 0-0
@MSU * 5-8-13 1.0-2 0-0 0-0 0-0
UT * 6-1-7 2.5-8 0.5-6 0-0 0-0
TOTAL 5 37-30-67 6.5-13 1.5-7 1-0 0-0

Career Stats

GP/GS U-A-T TFL SACK FF-FR INT

2015 12/9 69-34-103 16.5-56 4.5-32 4-3 0-0
2014 11/5 37-30-67 6.5-13 1.5-7 1-0 0-0
TOTAL 23/14 106-64-170 23.0-69 6.0-39 5-3 0-0

19 C.J. Duncan

WR || RS-Sophomore

Montgomery, Ala. || St. James School

Career Highs

Receptions: 7, vs. Ch. Southern, 10/11/14

Receiving Yards: 119, vs. Ch. Southern, 10/11/14

TDs: 1 (4x), vs. Old Dominion, 11/1/14

Longest Catch: 65, vs. Ch. Southern, 10/11/14

2016 Game-by-Game Stats

GS REC YDS AVG TD LNG

SC
MT
@GT
@WKU
UF
@UK
@UGA
TSU
@AU
@MIZZ
MISS
UT

TOTAL

2014 Game-by-Game Stats

GS REC YDS AVG TD LNG

TEMP 2 58 29.0 0 30
MISS * 0 0 0.0 0 0
MASS * 4 72 18.0 0 36
SC 1 8 8.0 1 8
@UK * 3 48 16.0 0 24
@UGA * 3 17 5.7 0 8
CSU * 7 119 17.0 1 65
@MIZZ * 1 29 29.0 1 29
ODU * 4 65 16.3 1 30
UF * 1 6 6.0 0 6
@MSU * 2 19 9.5 0 10
UT --DNP--
TOTAL 9 28 441 15.8 4 65

Career Stats

GP/GS REC YDS AVG TD LNG

2015 Did Not Play
2014 11/9 28 441 15.8 4 65
TOTAL 11/9 28 441 15.8 4 65

3 Taurean Ferguson

CB || Junior

Jonesboro, Ga. || Jonesboro HS

Career Highs

Total Tackles: 6, at Miss. State, 11/22/14

Solo Tackles: 5 (3x), vs. Tennessee, 11/29/14

Sacks: N/A

Interceptions: 1 (2x), vs. Old Dominion, 11/1/14

Forced Fumbles: N/A

Fumble Recoveries: N/A

2016 Game-by-Game Stats

GS U-A-T TFL SACK FF-FR INT

SC
MT
@GT
@WKU
UF
@UK
@UGA
TSU
@AU
@MIZZ
MISS
UT

TOTAL

2015 Game-by-Game Stats

GS U-A-T TFL SACK FF-FR INT

WKU 0-0-0 0-0 0-0 0-0 0-0
UGA 1-0-1 0-0 0-0 0-0 0-0
AP 1-1-2 0.5-1 0-0 0-0 0-0
@MISS 4-0-4 0-0 0-0 0-0 0-0
@MT 0-0-0 0-0 0-0 0-0 0-0
@SC 0-0-0 0-0 0-0 0-0 0-0
MIZZ 3-0-3 0-0 0-0 0-0 0-0
@HOU 0-1-1 0-0 0-0 0-0 0-0
@UF * 0-0 0-0 0-0 0-0 0-0
UK --DNP--
TAMU 1-0-1 0-0 0-0 0-0 0-0
@UT 1-0-1 0-0 0-0 0-0 0-0
TOTAL 1 11-2-13 0.5-1 0-0 0-0 0-0

2014 Game-by-Game Stats

GS U-A-T TFL SACK FF-FR INT

TEMP 0-0-0 0-0 0-0 0-0 0-0
MISS 2-0-2 0-0 0-0 0-0 0-0
MASS 0-0-0 0-0 0-0 0-0 0-0
SC 1-1-2 0-0 0-0 0-0 0-0
@UK --DNP--
@UGA 1-0-1 0-0 0-0 0-0 0-0
CSU * 3-1-4 0-0 0-0 0-0 1-21
@MIZZ * 2-1-3 0-0 0-0 0-0 0-0
ODU * 1-1-2 0.5-1 0-0 0-0 1-0
UF * 5-0-5 0-0 0-0 0-0 0-0
@MSU * 5-1-6 0-0 0-0 0-0 0-0
UT * 5-0-5 1.0-1 0-0 0-0 0-0
TOTAL 6 25-5-30 1.5-2 0-0 0-0 2-21

Career Stats

GP/GS U-A-T TFL SACK FF-FR INT

2015 11/1 11-2-13 0.5-1 0-0 0-0 0-0
2014 11/6 25-5-30 1.5-2 0-0 0-0 2-21
TOTAL 22/7 36-7-43 2.0-3 0-0 0-0 2-21

12 Wade Freebeck

QB || Junior

Davie, Fla. || St. Thomas Aquinas HS

Career Highs

Attempts: 25, at Kentucky, 9/28/14

Completions: 11, at South Carolina, 9/20/14

Pass Yards: 168, at South Carolina, 9/20/14

Pass TDs: 1, at South Carolina, 9/20/14

Rush Yards: 3, at South Carolina, 9/20/14

2016 Game-by-Game Passing

	GS	COMP/ATT	PCT	YDS	TD	INT
SC						
MT						
@GT						
@WKU						
UF						
@UK						
@UGA						
TSU						
@AU						
@MIZZ						
MISS						
UT						
TOTAL						

2015 Game-by-Game Passing

	GS	COMP/ATT	PCT	YDS	TD	INT
WKU		--DNP--				
UGA		--DNP--				
AP		2/6	33.3	26	0	1
@MISS		--DNP--				
@MT		--DNP--				
@SC		--DNP--				
MIZZ		--DNP--				
@HOU		--DNP--				
@UF		--DNP--				
UK		--DNP--				
TAMU		--DNP--				
@UT		--DNP--				
TOTAL	0	2/6	33.3	26	0	1

2014 Game-by-Game Passing

	GS	COMP/ATT	PCT	YDS	TD	INT
TEMP		--DNP--				
MISS		--DNP--				
MASS	*	1/2	50.0	3	0	1
SC		11/20	55.0	168	1	1
@UK	*	8/25	32.0	85	0	3
@UGA	*	9/18	50.0	100	0	0
CSU	*	5/7	71.4	20	0	0
@MIZZ		--DNP--				
ODU		--DNP--				
UF		--DNP--				
@MSU		--DNP--				
UT		--DNP--				
TOTAL	4	34/72	47.2	376	1	5

Career Stats Passing

	GP/GS	COMP/ATT	PCT	YDS	TD	INT
2015	1/0	2/6	33.3	26	0	1
2014	5/4	34/72	47.2	376	1	5
TOTAL	6/4	36/78	46.2	402	1	6

Career Stats Rushing

	GP/GS	ATT	YDS	AVG	TD	LNG
2015	1/0	0	0	0.0	0	0
2014	5/4	12	-38	-3.2	0	4
TOTAL	6/4	12	-38	-3.2	0	4

31 Tre Herndon

CB || Junior

Chattanooga, Tenn. || E. Hamilton HS

Career Highs

Total Tackles: 8, vs. Texas A&M, 11/21/15

Solo Tackles: 8, vs. Texas A&M, 11/21/15

Sacks: 1, vs. Western Kentucky, 9/3/15

Interceptions: N/A

Forced Fumbles: N/A

Fumble Recoveries: N/A

2016 Game-by-Game Stats

	GS	U-A-T	TFL	SACK	FF-FR	INT
SC						
MT						
@GT						
@WKU						
UF						
@UK						
@UGA						
TSU						
@AU						
@MIZZ						
MISS						
UT						
TOTAL						

2015 Game-by-Game Stats

	GS	U-A-T	TFL	SACK	FF-FR	INT
WKU	*	2-1-3	1.0-6	1.0-6	0-0	0-0
UGA	*	3-1-4	0-0	0-0	0-0	0-0
AP	*	2-2-4	0-0	0-0	0-0	0-0
@MISS	*	4-3-7	0-0	0-0	0-0	0-0
@MT	*	3-0-3	0-0	0-0	0-0	0-0
@SC	*	1-1-2	0-0	0-0	0-0	0-0
MIZZ	*	2-1-3	0-0	0-0	0-0	0-0
@HOU	*	2-0-2	0-0	0-0	0-0	0-0
@UF	*	0-1-1	0-0	0-0	0-0	0-0
UK	*	3-2-5	0-0	0-0	0-0	0-0
TAMU	*	8-0-8	0-0	0-0	0-0	0-0
@UT	*	5-0-5	0-0	0-0	0-0	0-0
TOTAL	12	35-12-47	1.0-6	1.0-6	0-0	0-0

2014 Game-by-Game Stats

	GS	U-A-T	TFL	SACK	FF-FR	INT
TEMP		1-1-2	0-0	0-0	0-0	0-0
MISS		0-0-0	0-0	0-0	0-0	0-0
MASS		1-0-1	0-0	0-0	0-0	0-0
SC		1-1-2	0-0	0-0	0-0	0-0
@UK		0-0-0	0-0	0-0	0-0	0-0
@UGA		1-0-1	0-0	0-0	0-0	0-0
CSU		0-0-0	0-0	0-0	0-0	0-0
@MIZZ		0-0-0	0-0	0-0	0-0	0-0
ODU		2-0-2	0-0	0-0	0-0	0-0
UF		1-0-1	0-0	0-0	0-0	0-0
@MSU		0-0-0	0-0	0-0	0-0	0-0
UT		0-0-0	0-0	0-0	0-0	0-0
TOTAL	0	7-2-9	0-0	0-0	0-0	0-0

Career Stats

	GP/GS	U-A-T	TFL	SACK	FF-FR	INT
2015	12/12	35-12-47	1.0-6	1.0-6	0-0	0-0
2014	12/0	7-2-9	0-0	0-0	0-0	0-0
TOTAL	24/12	42-14-56	1.0-6	1.0-6	0-0	0-0

77 Nifae Lealao

DL || Junior

Sacramento, Calif. || Capital Christian HS

Career Highs

Total Tackles: 4, vs. Georgia, 9/12/15

Solo Tackles: 3, at Tennessee, 11/28/15

Sacks: N/A

Interceptions: N/A

Forced Fumbles: N/A

Fumble Recoveries: 1, at Kentucky, 9/27/14

2016 Game-by-Game Stats

	GS	U-A-T	TFL	SACK	FF-FR	INT
SC						
MT						
@GT						
@WKU						
UF						
@UK						
@UGA						
TSU						
@AU						
@MIZZ						
MISS						
UT						
TOTAL						

2015 Game-by-Game Stats

	GS	U-A-T	TFL	SACK	FF-FR	INT
WKU		0-0-0	0-0	0-0	0-0	0-0
UGA		1-3-4	0-0	0-0	0-0	0-0
AP		1-2-3	0.5-1	0-0	0-0	0-0
@MISS		0-2-2	0.5-1	0-0	0-0	0-0
@MT		1-0-1	0-0	0-0	0-0	0-0
@SC		0-0-0	0-0	0-0	0-0	0-0
MIZZ		0-0-0	0-0	0-0	0-0	0-0
@HOU		2-0-2	0-0	0-0	0-0	0-0
@UF	*	0-0-0	0-0	0-0	0-0	0-0
UK	*	0-1-1	0-0	0-0	0-0	0-0
TAMU	*	1-1-2	0-0	0-0	0-0	0-0
@UT	*	3-0-3	0-0	0-0	0-0	0-0
TOTAL	4	9-9-18	1.0-2	0-0	0-0	0-0

2014 Game-by-Game Stats

	GS	U-A-T	TFL	SACK	FF-FR	INT
TEMP		0-1-1	0-0	0-0	0-0	0-0
MISS		0-1-1	0-0	0-0	0-0	0-0
MASS		0-1-1	0-0	0-0	0-0	0-0
SC		1-1-2	0-0	0-0	0-0	0-0
@UK		0-1-1	0-0	0-0	0-1	0-0
@UGA		0-0-0	0-0	0-0	0-0	0-0
CSU		0-0-0	0-0	0-0	0-0	0-0
@MIZZ		--DNP--				
ODU		--DNP--				
UF		0-0-0	0-0	0-0	0-0	0-0
@MSU		1-0-1	0-0	0-0	0-0	0-0
UT		--DNP--				
TOTAL	0	2-5-7	0-0	0-0	0-1	0-0

Career Stats

	GP/GS	U-A-T	TFL	SACK	FF-FR	INT
2015	12/4	9-9-18	1.0-2	0-0	0-0	0-0
2014	9/0	2-5-7	0-0	0-0	0-0	0-0
TOTAL	21/4	11-14-25	1.0-2	0-0	0-0	0-0

83 Nathan Marcus

TE || Junior

Glen Ellyn, Ill. || Glenbard West HS

Career Highs

Receptions: 3, vs. Old Dominion, 11/1/14
Receiving Yards: 25, at Missouri, 10/25/14
TDs: 1 (2x), vs. Old Dominion, 11/1/14
Longest Catch: 25, at Missouri, 10/25/14

2016 Game-by-Game Stats

	GS	REC	YDS	AVG	TD	LNG
SC						
MT						
@GT						
@WKU						
UF						
@UK						
@UGA						
TSU						
@AU						
@MIZZ						
MISS						
UT						
TOTAL						

2015 Game-by-Game Stats

	GS	REC	YDS	AVG	TD	LNG
WKU	0	0	0.0	0	0	
UGA	*	0	0	0.0	0	0
AP		0	0	0.0	0	0
@MISS	1	1	1.0	0	1	
@MT	0	0	0.0	0	0	
@SC	1	10	10.0	0	10	
MIZZ	1	11	11.0	0	11	
@HOU	0	0	0.0	0	0	
@UF	0	0	0.0	0	0	
UK	0	0	0.0	0	0	
TAMU	*	0	0	0.0	0	0
@UT	1	12	12.0	0	12	
TOTAL	2	4	34	8.5	0	12

2014 Game-by-Game Stats

	GS	REC	YDS	AVG	TD	LNG
TEMP	0	0	0.0	0	0	
MISS	0	0	0.0	0	0	
MASS	0	0	0.0	0	0	
SC	*	0	0	0.0	0	0
@UK	0	0	0.0	0	0	
@UGA	*	0	0	0.0	0	0
CSU	1	25	25.0	0	25	
@MIZZ	1	9	9.0	1	9	
ODU	*	3	11	3.7	1	7
UF		--DNP--				
@MSU	0	0	0.0	0	0	
UT	1	11	11.0	0	11	
TOTAL	3	6	56	9.3	2	25

Career Stats

	GP/GS	REC	YDS	AVG	TD	LNG
2015	12/2	4	34	8.5	0	12
2014	11/3	6	56	9.3	2	25
TOTAL	23/5	10	90	9.0	2	25

5 Torren McGaster

CB || Senior

Daphne, Ala. || Daphne HS

Career Highs

Total Tackles: 9, at Miss. State, 11/22/14
Solo Tackles: 7, at Miss. State, 11/22/14
Sacks: N/A
Interceptions: 2, vs. Tennessee, 11/29/14
Forced Fumbles: 1, vs. South Carolina, 9/20/14
Fumble Recoveries: 1 (2x), at MT, 10/3/15

2016 Game-by-Game Stats

	GS	U-A-T	TFL	SACK	FF-FR	INT
SC						
MT						
@GT						
@WKU						
UF						
@UK						
@UGA						
TSU						
@AU						
@MIZZ						
MISS						
UT						
TOTAL						

2015 Game-by-Game Stats

	GS	U-A-T	TFL	SACK	FF-FR	INT
WKU	*	6-0-6	0-0	0-0	0-0	0-0
UGA	*	2-0-2	0-0	0-0	0-0	0-0
AP	*	1-0-1	0-0	0-0	0-0	0-0
@MISS	*	6-1-7	2.0-2	0-0	0-0	0-0
@MT	*	3-1-4	0-0	0-0	1-0	0-0
@SC	*	3-0-3	0-0	0-0	0-0	0-0
MIZZ	*	2-3-5	0.5-1	0-0	0-0	0-0
@HOU	*	5-1-6	0-0	0-0	0-0	0-0
@UF	*	6-1-7	1.0-1	0-0	0-0	0-0
UK	*	4-2-6	1.0-4	0-0	0-0	0-0
TAMU	*	2-0-2	0-0	0-0	0-0	0-0
@UT	*	1-1-2	0-0	0-0	0-0	0-0
TOTAL	11	41-10-51	4.5-8	0-0	1-0	0-0

2014 Game-by-Game Stats

	GS	U-A-T	TFL	SACK	FF-FR	INT
TEMP	*	3-2-5	0-0	0-0	0-0	0-0
MISS	*	3-1-4	0-0	0-0	0-0	0-0
MASS	*	1-3-4	1.0-4	0-0	0-0	0-0
SC	*	4-3-7	0.5-1	0-0	1-0	0-0
@UK	*	5-1-6	1.0-2	0-0	0-0	0-0
@UGA	*	4-1-5	0-0	0-0	0-0	0-0
CSU	*	5-1-6	1.0-2	0-0	0-0	0-0
@MIZZ	*	5-2-7	0-0	0-0	0-0	0-0
ODU	*	4-1-5	0-0	0-0	0-0	0-0
UF	*	3-3-6	0-0	0-0	0-0	0-0
@MSU	*	7-2-9	0-0	0-0	0-0	0-0
UT	*	2-0-2	0-0	0-0	0-0	2-6
TOTAL	11	46-20-66	3.5-9	0-0	1-0	2-6

2013 Game-by-Game Stats

	GS	U-A-T	TFL	SACK	FF-FR	INT
MISS		0-1-1	0-0	0-0	0-0	0-0
AP		1-0-1	0-0	0-0	0-0	0-0
@SC		0-0-0	0-0	0-0	0-0	0-0
@MASS		1-1-2	0-0	0-0	0-0	0-0
UAB		2-0-2	0-0	0-0	0-0	0-0
MIZZ		1-1-2	0-0	0-0	0-0	0-0
UGA		0-0-0	0-0	0-0	0-1	0-0
@TAMU	*	1-1-2	0-0	0-0	0-0	0-0
@UF		0-0-0	0-0	0-0	0-0	0-0
UK		1-0-1	0-0	0-0	0-0	0-0
@UT		1-0-1	0-0	0-0	0-0	0-0
WF		1-1-2	0-0	0-0	0-0	0-0
HOU		1-0-1	0-0	0-0	0-0	0-0
TOTAL	1	10-5-15	0-0	0-0	0-1	0-0

Career Stats

	GP/GS	U-A-T	TFL	SACK	FF-FR	INT
2015	12/11	41-10-51	4.5-8	0-0	0-1	0-0
2014	12/11	46-20-66	3.5-9	0-0	1-0	2-6
2013	13/1	10-5-15	0-0	0-0	0-1	0-0
TOTAL	37/23	97-35-132	8.0-17	0-0	1-2	2-6

44 Nehemiah Mitchell

DL || Senior

Hayward, Calif. || CC-San Francisco

Career Highs

Total Tackles: 5, vs. Georgia, 9/12/15
Solo Tackles: 3, at Middle Tenn., 10/3/15
Sacks: 0.5, at Florida 11/7/15
Interceptions: N/A
Forced Fumbles: N/A
Fumble Recoveries: N/A

2016 Game-by-Game Stats

	GS	U-A-T	TFL	SACK	FF-FR	INT
SC						
MT						
@GT						
@WKU						
UF						
@UK						
@UGA						
TSU						
@AU						
@MIZZ						
MISS						
UT						
TOTAL						

2015 Game-by-Game Stats

	GS	U-A-T	TFL	SACK	FF-FR	INT
WKU	*	1-2-3	0.5-1	0-0	0-0	0-0
UGA	*	0-5-5	0-0	0-0	0-0	0-0
AP	*	1-1-2	0-0	0-0	0-0	0-0
@MISS	*	0-2-2	0-0	0-0	0-0	0-0
@MT	*	3-1-4	0-0	0-0	0-0	0-0
@SC	*	1-1-2	0-0	0-0	0-0	0-0
MIZZ	*	0-1-1	0-0	0-0	0-0	0-0
@HOU		2-0-2	0-0	0-0	0-0	0-0
@UF		0-2-2	1.0-11	0.5-3	0-0	0-0
UK		0-0-0	0-0	0-0	0-0	0-0
TAMU		1-0-1	0-0	0-0	0-0	0-0
@UT		0-0-0	0-0	0-0	0-0	0-0
TOTAL	7	9-15-24	1.5-12	0.5-3	0-0	0-0

Career Stats

	GP/GS	U-A-T	TFL	SACK	FF-FR	INT
2015	12/7	9-15-24	1.5-12	0.5-3	0-0	0-0
TOTAL	12/7	9-15-24	1.5-12	0.5-3	0-0	0-0

17 Tommy Openshaw

K || Junior

Jacksonville, Fla. || Creekside HS

Career Highs

Field Goals in Game: 3, at Ole Miss, 9/26/15

Longest FG: 49, vs. Western Kentucky, 9/3/15

2016 Game-by-Game Kicking

	FG-FGA	FG%	LG.	PATS
SC				
MT				
@GT				
@WKU				
UF				
@UK				
@UGA				
TSU				
@AU				
@MIZZ				
MISS				
UT				
TOTAL				

2015 Game-by-Game Kicking

	FG-FGA	FG%	LG.	PATS
WKU	2-3	66.7	49	0-0
UGA	2-3	66.7	47	0-0
AP	2-3	66.7	40	5-5
@MISS	3-4	75.0	41	1-1
@MT	1-2	50.0	40	2-2
@SC	1-1	100	23	1-1
MIZZ	1-3	33.3	40	1-1
@HOU	0-0	0.0	0	0-0
@UF	0-0	0.0	0	0-0
UK	0-0	0.0	0	0-0
TAMU	0-0	0.0	0	0-0
@UT	0-0	0.0	0	4-4
TOTAL	12-19	63.2	49	14-14

2014 Game-by-Game Kicking

	FG-FGA	FG%	LG.	PATS
TEMP		--DNP--		
MISS	1-1	100	26	0-0
MASS	0-0	0.0	0	2-2
SC	2-3	66.7	30	4-4
@UK	0-0	0.0	0	1-1
@UGA	1-2	50.0	34	2-2
CSU	2-2	100	42	1-1
@MIZZ	0-0	0.0	0	2-2
ODU	0-0	0.0	0	6-6
UF	1-1	100	48	1-1
@MSU	0-1	0.0	0	0-0
UT	1-1	100	36	2-2
TOTAL	8-11	72.7	48	21-21

Career Stats Kicking

	FG-FGA	FG%	LG.	PATS	PTS
2015	12-19	63.2	49	14-14	50
2014	8-11	72.7	48	21-21	45
TOTAL	20-30	66.7	49	35-35	95

2015 Game-by-Game Punting

	No.	Yds.	Avg.	Long
WKU	5	220	44.0	64
UGA	6	270	45.0	56
AP	1	66	66.0	66
@MISS	6	242	40.3	54
@MT	5	157	31.4	45
@SC	6	229	38.2	45
MIZZ	7	319	45.6	78
@HOU	8	276	34.5	53
@UF	10	422	42.2	53
UK	9	331	36.8	49
TAMU	9	376	41.8	58
@UT	7	326	46.6	51
TOTAL	79	3234	40.9	78

Career Stats Punting

	No.	Yds.	Avg.	Long
2015	79	3234	40.9	78
2014	0	0	0	0
TOTAL	79	3234	40.9	78

86 Latevius Rayford

WR || Senior

Memphis, Tenn. || Central HS

Career Highs

Receptions: 8, vs. Florida, 11/8/14

Receiving Yards: 79 (2x), vs. Old Dominion, 11/1/14

TDs: 1 (2x), vs. Georgia 9/12/15

Longest Catch: 24, vs. Austin Peay, 9/7/14

2016 Game-by-Game Stats

	GS	REC	YDS	AVG	TD	LNG
SC						
MT						
@GT						
@WKU						
UF						
@UK						
@UGA						
TSU						
@AU						
@MIZZ						
MISS						
UT						
TOTAL						

2015 Game-by-Game Stats

	GS	REC	YDS	AVG	TD	LNG
WKU	*	1	2	2.0	0	2
UGA		7	57	8.1	1	13
AP	*	1	6	6.0	0	6
@MISS		--DNP--				
@MT		1	1	1.0	0	1
@SC		3	18	6.0	0	7
MIZZ		1	9	9.0	0	9
@HOU	*	3	37	12.3	0	20
@UF		0	0	0.0	0	0
UK		1	7	7.0	0	7
TAMU		0	0	0.0	0	0
@UT		1	14	14.0	0	14
TOTAL	3	19	151	7.9	1	20

2014 Game-by-Game Stats

	GS	REC	YDS	AVG	TD	LNG
TEMP		4	43	10.8	0	15
MISS	*	0	0	0.0	0	0
MASS	*	2	20	10.0	0	13
SC		3	16	5.3	0	6
@UK	*	2	21	10.5	0	15
@UGA	*	3	29	9.7	0	20
CSU	*	1	11	11.0	0	11
@MIZZ	*	1	7	7.0	0	7
ODU	*	5	79	15.8	1	24
UF	*	8	53	6.6	0	9
@MSU	*	4	36	9.0	0	14
UT	*	3	35	11.7	0	13
TOTAL	10	36	350	9.7	1	24

2013 Game-by-Game Stats

	GS	REC	YDS	AVG	TD	LNG
MISS		--DNP--				
AP		1	24	24.0	0	24
@SC		--DNP--				
@MASS		0	0	0.0	0	0
UAB		0	0	0.0	0	0
MIZZ		0	0	0.0	0	0
UGA		0	0	0.0	0	0
@TAMU		1	5	5.0	0	0
@UF		--DNP--				
UK		--DNP--				
@UT		--DNP--				
WF		--DNP--				
HOU		--DNP--				
TOTAL	0	2	29	14.5	0	24

Career Stats

	GP/GS	REC	YDS	AVG	TD	LNG
2015	11/3	19	151	7.9	1	20
2014	12/10	36	350	9.7	1	24
2013	6/0	2	29	14.5	0	24
TOTAL	29/13	57	530	9.3	2	24

28 Dallas Rivers

RB || Junior

Stone Mtn., Ga. || Stephenson HS

Career Highs

Carries: 17, vs. Old Dominion, 11/1/14

Rushing Yards: 73, vs. Old Dominion, 11/1/14

Rush TDs: 1 (3x), at Middle Tenn., 10/3/15

Longest Rush: 16, vs. Texas A&M, 11/21/15

Receptions: 2, at Tennessee, 11/28/15

Receiving Yards: 15, at Tennessee, 11/28/15

2016 Game-by-Game Stats

	GS	ATT	YDS	AVG	TD	LNG	REC	YDS
SC								
MT								
@GT								
@WKU								
UF								
@UK								
@UGA								
TSU								
@AU								
@MIZZ								
MISS								
UT								
TOTAL								

2015 Game-by-Game Stats

	GS	ATT	YDS	AVG	TD	LNG	REC	YDS
WKU		11	26	2.4	0	6	1	12
UGA		4	7	1.8	0	3	1	6
AP		12	25	2.1	1	5	1	6
@MISS		3	6	2.0	0	7	0	0
@MT		8	18	2.3	0	8	0	0
@SC		1	-2	-2.0	0	0	0	0
MIZZ		2	8	4.0	0	4	0	0
@HOU		2	12	6.0	0	10	0	0
@UF		6	16	2.7	0	10	1	6
UK		4	16	4.0	0	7	1	2
TAMU		3	30	10.0	0	16	0	0
@UT		4	21	5.3	0	10	2	15
TOTAL	0	60	183	3.1	1	16	7	47

2014 Game-by-Game Stats

	GS	ATT	YDS	AVG	TD	LNG	REC	YDS
TEMP		5	16	3.2	0	5	0	0
MISS		5	23	4.6	0	10	0	0
MASS		0	0	0.0	0	0	0	0
SC		0	0	0.0	0	0	0	0
@UK		0	0	0.0	0	0	0	0
@UGA		5	20	4.0	1	8	0	0
CSU		11	47	4.3	1	9	0	0
@MIZZ		2	6	3.0	0	4	0	0
ODU		17	73	4.3	0	12	0	0
UF		4	-1	-0.3	0	0	0	0
@MSU		7	11	1.6	0	3	1	7
UT		5	23	4.6	0	11	0	0
TOTAL	0	61	218	3.6	2	12	1	7

Career Stats

	GP/GS	ATT	YDS	AVG	TD	LNG	REC	YDS
2015	12/0	60	183	3.1	1	16	7	47
2014	12/0	61	218	3.6	2	12	1	7
TOTAL	24/0	121	401	3.3	3	16	8	54

9 Caleb Scott

WR || Junior

Suwanee, Ga. || North Gwinnett HS

Career Highs

Receptions: 5, at Ole Miss, 9/26/15

Receiving Yards: 87, vs. Kentucky, 11/14/15

TDs: 1 (2x), vs. Kentucky, 11/14/15

Longest Catch: 39, vs. Old Dominion, 11/1/14

2016 Game-by-Game Stats

GS REC YDS AVG TD LNG

SC						
MT						
@GT						
@WKU						
UF						
@UK						
@UGA						
TSU						
@AU						
@MIZZ						
MISS						
UT						
TOTAL						

2015 Game-by-Game Stats

GS REC YDS AVG TD LNG

WKU		1	23	23.0	0	23
UGA		2	22	11.0	0	18
AP	*	3	24	8.0	0	11
@MISS		5	42	8.4	0	17
@MT	*	3	43	14.3	0	20
@SC	*	2	20	10.0	1	16
MIZZ	*	2	13	6.5	0	8
@HOU	*	1	4	4.0	0	4
@UF	*	0	0	0.0	0	0
UK	*	3	87	29.0	1	37
TAMU	*	0	0	0.0	0	0
@UT	*	2	61	30.5	0	36
TOTAL	9	24	339	14.1	2	37

2014 Game-by-Game Stats

GS REC YDS AVG TD LNG

TEMP		1	9	9.0	0	9
MISS		0	0	0.0	0	0
MASS		0	0	0.0	0	0
SC		0	0	0.0	0	0
@UK		0	0	0.0	0	0
@UGA		1	7	7.0	0	7
CSU		--DNP--				
@MIZZ		2	18	9.0	0	11
ODU		1	39	39.0	0	39
UF		--DNP--				
@MSU		0	0	0.0	0	0
UT	*	1	5	5.0	0	5
TOTAL	1	6	78	13.0	0	39

Career Stats

	GP/GS	REC	YDS	AVG	TD	LNG
2015	12/9	24	339	14.1	2	37
2014	10/1	6	78	13.0	0	39
TOTAL	22/10	30	417	13.9	2	39

21 Donovan Sheffield

CB || Sophomore

Nashville, Tenn. || Ensworth HS

Career Highs

Total Tackles: 1 (5x), vs. Texas A&M, 11/21/15

Solo Tackles: 1 (4x), vs. Texas A&M, 11/21/15

Sacks: N/A

Interceptions: N/A

Forced Fumbles: N/A

Fumble Recoveries: N/A

2016 Game-by-Game Stats

GS U-A-T TFL SACK FF-FR INT

SC						
MT						
@GT						
@WKU						
UF						
@UK						
@UGA						
TSU						
@AU						
@MIZZ						
MISS						
UT						
TOTAL						

2015 Game-by-Game Stats

GS U-A-T TFL SACK FF-FR INT

WKU	--DNP--					
UGA	--DNP--					
AP	--DNP--					
@MISS	--DNP--					
@MT	--DNP--					
@SC	--DNP--					
MIZZ	1-0-1	0-0	0-0	0-0	0-0	0-0
@HOU	1-0-1	1.0-3	0-0	0-0	0-0	0-0
@UF	0-1-1	0-0	0-0	0-0	0-0	0-0
UK	1-0-1	0-0	0-0	0-0	0-0	0-0
TAMU	1-0-1	1.0-6	0-0	0-0	0-0	0-0
@UT	0-0-0	0-0	0-0	0-0	0-0	0-0
TOTAL	0	4-1-5	2.0-9	0-0	0-0	0-0

Career Stats

	GP/GS	U-A-T	TFL	SACK	FF-FR	INT
2015	6/0	4-1-5	2.0-9	0-0	0-0	0-0
TOTAL	6/0	4-1-5	2.0-9	0-0	0-0	0-0

10 Trent Sherfield

WR || Junior

Danville, Ill. || Danville HS

Career Highs

Receptions: 16, vs. Austin Peay, 9/19/15

Receiving Yards: 240, vs. Austin Peay, 9/19/15

Rec. TDs: 1 (3x), at Tennessee, 11/28/15

Longest Catch: 44, vs. Georgia, 9/12/15

Rush Attempts: 2, vs. Old Dominion, 11/1/14

Rushing Yards: 34, at Middle Tenn., 10/3/15

2016 Game-by-Game Stats

GS REC YDS AVG TD LNG ATT YDS

SC							
MT							
@GT							
@WKU							
UF							
@UK							
@UGA							
TSU							
@AU							
@MIZZ							
MISS							
UT							
TOTAL							

2015 Game-by-Game Stats

GS REC YDS AVG TD LNG ATT YDS

WKU	*	4	63	15.8	1	31	0	0
UGA	*	1	44	44.0	0	44	0	0
AP	*	16	240	15.0	1	42	0	0
@MISS	*	7	55	7.9	0	9	1	1
@MT	*	6	63	10.5	0	21	1	34
@SC	*	2	18	9.0	0	11	0	0
MIZZ	*	5	35	7.0	0	10	0	0
@HOU	*	0	0	0.0	0	0	0	0
@UF	*	0	0	0.0	0	0	1	17
UK	*	3	51	17.0	0	22	1	3
TAMU	*	1	5	5.0	0	5	0	0
@UT	*	6	85	14.2	1	35	0	0
TOTAL	12	51	659	12.9	3	44	4	55

2014 Game-by-Game Stats

GS REC YDS AVG TD LNG ATT YDS

TEMP		--DNP--						
MISS		0	0	0.0	0	0	0	0
MASS		0	0	0.0	0	0	0	0
SC		0	0	0.0	0	0	1	25
@UK		0	0	0.0	0	0	0	0
@UGA		0	0	0.0	0	0	0	0
CSU		0	0	0.0	0	0	0	0
@MIZZ		1	9	9.0	0	9	0	0
ODU		0	0	0.0	0	0	2	15
UF		0	0	0.0	0	0	0	0
@MSU		0	0	0.0	0	0	0	0
UT		0	0	0.0	0	0	0	0
TOTAL	0	1	9	9.0	0	9	3	40

Career Stats

	GP/GS	REC	YDS	AVG	TD	LNG	ATT	YDS
2015	12/12	51	659	12.9	3	44	4	55
2014	11/0	1	9	9.0	0	9	3	40
TOTAL	23/12	52	668	12.8	3	44	7	95

14 Kyle Shurmur

QB || Sophomore

Philadelphia, Pa. || La Salle College HS

Career Highs

Attempts: 34, at Tennessee, 11/28/15

Completions: 15, at Tennessee, 11/28/15

Pass Yards: 209, at Tennessee, 11/28/15

Pass TDs: 3, at Tennessee, 11/28/15

Rush Yards: 2, vs. Kentucky, 11/14/15

2016 Game-by-Game Passing

GS COMP/ATT PCT YDS TD INT

SC
MT
@GT
@WKU
UF
@UK
@UGA
TSU
@AU
@MIZZ
MISS
UT

TOTAL

2015 Game-by-Game Passing

GS COMP/ATT PCT YDS TD INT

WKU	--DNP--				
UGA	--DNP--				
AP	--DNP--				
@MISS	--DNP--				
@MT	--DNP--				
@SC	--DNP--				
MIZZ	* 10/20	50.0	89	0	0
@HOU	* 3/11	27.3	20	0	1
@UF	--DNP--				
UK	* 13/26	50.0	166	2	0
TAMU	* 3/12	25.0	19	0	1
@UT	* 15/34	44.1	209	3	1
TOTAL	5	44/103	42.7	503	5 3

Career Passing

GP/GS COMP/ATT PCT YDS TD INT

2015	5/5	44/103	42.7	503	5	3
TOTAL	5/5	44/103	42.7	503	5	3

Career Rushing

GP/GS ATT YDS AVG TD LNG

2015	5/5	14	-33	-2.4	0	15
TOTAL	5/5	14	-33	-2.4	0	15

6 Darius Sims

WR || Senior

Memphis, Tenn. || Whitehaven HS

Career Highs

Receptions: 2, at South Carolina, 10/17/15

Receiving Yards: 32, vs. Austin Peay, 9/19/15

Rec. TDs: N/A

Longest Catch: 24, vs. Missouri, 10/24/15

Rush Attempts: 9, vs. Missouri, 10/24/15

Rushing Yards: 104, at South Carolina, 10/17/15

2016 Game-by-Game Stats

GS REC YDS AVG TD LNG ATT YDS

SC
MT
@GT
@WKU
UF
@UK
@UGA
TSU
@AU
@MIZZ
MISS
UT

TOTAL

2015 Game-by-Game Stats

GS REC YDS AVG TD LNG ATT YDS

WKU	* 2	10	5.0	0	8	4	15
UGA	* 0	0	0.0	0	0	1	0
AP	2	32	16.0	0	17	2	27
@MISS	* 1	17	17.0	0	17	0	0
@MT	0	0	0.0	0	0	0	0
@SC	* 3	22	7.3	0	13	6	104
MIZZ	* 2	29	14.5	0	24	9	58
@HOU	0	0	0.0	0	0	5	19
@UF	0	0	0.0	0	0	6	-7
UK	* 0	0	0.0	0	0	3	1
TAMU	0	0	0.0	0	0	4	14
@UT	0	0	0.0	0	0	3	19
TOTAL	6	10	11.0	0	24	43	250

2014 Game-by-Game Stats

GS REC YDS AVG TD LNG ATT YDS

TEMP	0	0	0.0	0	0	0	0
MISS	0	0	0.0	0	0	0	0
MASS	0	0	0.0	0	0	0	0
SC	0	0	0.0	0	0	0	0
@UK	0	0	0.0	0	0	0	0
@UGA	1	14	14.0	0	14	0	0
CSU	1	0	0.0	0	0	1	5
@MIZZ	0	0	0.0	0	0	1	-3
ODU	0	0	0.0	0	0	0	0
UF	0	0	0.0	0	0	0	0
@MSU	0	0	0.0	0	0	0	0
UT	0	0	0.0	0	0	0	0
TOTAL	0	2	14	7.0	0	14	0 0

Career Stats

GP/GS REC YDS AVG TD LNG ATT YDS

2015	12/6	10	110	11.0	0	24	43	250
2014	12/0	2	14	7.0	0	14	2	2
2013	13/0	0	0	0.0	0	0	0	0
TOTAL	37/6	12	124	10.3	0	24	25	252

7 Emmanuel Smith

S || Junior

Murfreesboro, Tenn. || Oakland HS

Career Highs

Total Tackles: 3, vs. Austin Peay, 9/19/15

Solo Tackles: 1 (2x), at Middle Tenn., 10/3/15

Sacks: N/A

Interceptions: N/A

Forced Fumbles: N/A

Fumble Recoveries: N/A

2016 Game-by-Game Stats

GS U-A-T TFL SACK FF-FR INT

SC
MT
@GT
@WKU
UF
@UK
@UGA
TSU
@AU
@MIZZ
MISS
UT

TOTAL

2015 Game-by-Game Stats

GS U-A-T TFL SACK FF-FR INT

WKU	0-2-2	0-0	0-0	0-0	0-0
UGA	--DNP--				
AP	0-3-3	0-0	0-0	0-0	0-0
@MISS	0-2-2	0-0	0-0	0-0	0-0
@MT	* 1-0-1	0-0	0-0	0-0	0-0
@SC	0-0-0	0-0	0-0	0-0	0-0
MIZZ	0-0-0	0-0	0-0	0-0	0-0
@HOU	* 0-1-1	0-0	0-0	0-0	0-0
@UF	0-0-0	0-0	0-0	0-0	0-0
UK	0-1-1	0-0	0-0	0-0	0-0
TAMU	0-0-0	0-0	0-0	0-0	0-0
@UT	0-0-0	0-0	0-0	0-0	0-0
TOTAL	2	1-9-10	0-0	0-0	0-0 0-0

2014 Game-by-Game Stats

GS U-A-T TFL SACK FF-FR INT

TEMP	--DNP--				
MISS	0-0-0	0-0	0-0	0-0	0-0
MASS	--DNP--				
SC	1-0-1	0-0	0-0	0-0	0-0
@UK	--DNP--				
@UGA	0-1-1	0-0	0-0	0-0	0-0
CSU	0-0-0	0-0	0-0	0-0	0-0
@MIZZ	0-0-0	0-0	0-0	0-0	0-0
ODU	0-1-1	0-0	0-0	0-0	0-0
UF	0-0-0	0-0	0-0	0-0	0-0
@MSU	0-0-0	0-0	0-0	0-0	0-0
UT	0-0-0	0-0	0-0	0-0	0-0
TOTAL	0	1-2-3	0-0	0-0	0-0 0-0

Career Stats

GP/GS U-A-T TFL SACK FF-FR INT

2015	11/2	1-9-10	0-0	0-0	0-0	0-0
2014	9/0	1-2-3	0-0	0-0	0-0	0-0
TOTAL	20/2	2-11-13	0-0	0-0	0-0	0-0

99 Landon Stokes

LB || RS-Junior

Orlando, Fla. || Lake Highland Prep

Career Highs

Total Tackles: 5, vs. Kentucky, 11/14/15
Solo Tackles: 4, at Tennessee, 11/28/15
Sacks: 1, vs. Missouri, 10/14/15
Interceptions: N/A
Forced Fumbles: 1, at Florida, 11/7/15
Fumble Recoveries: N/A

2016 Game-by-Game Stats

	GS	U-A-T	TFL	SACK	FF-FR	INT
SC						
MT						
@GT						
@WKU						
UF						
@UK						
@UGA						
TSU						
@AU						
@MIZZ						
MISS						
UT						
TOTAL						

2015 Game-by-Game Stats

	GS	U-A-T	TFL	SACK	FF-FR	INT
WKU	0-2-2	0-0	0-0	0-0	0-0	0-0
UGA	0-1-1	0-0	0-0	0-0	0-0	0-0
AP	0-1-1	0-0	0-0	0-0	0-0	0-0
@MISS	0-0-0	0-0	0-0	0-0	0-0	0-0
@MT	0-1-1	0-0	0-0	0-0	0-0	0-0
@SC	0-0-0	0-0	0-0	0-0	0-0	0-0
MIZZ	1-0-1	1.0-9	1.0-9	0-0	0-0	0-0
@HOU	* 2-1-3	1.0-2	0-0	0-0	0-0	0-0
@UF	* 2-1-3	0-0	0-0	1-0	0-0	0-0
UK	* 1-4-5	0-0	0-0	0-0	0-0	0-0
TAMU	* 2-1-3	0-0	0-0	0-0	0-0	0-0
@UT	* 4-0-4	1.0-1	0-0	0-0	0-0	0-0
TOTAL	5	12-12-24	3.0-12	1.0-9	1-0	0-0

2014 Game-by-Game Stats

	GS	U-A-T	TFL	SACK	FF-FR	INT
TEMP	--DNP--					
MISS	0-1-1	0-0	0-0	0-0	0-0	0-0
MASS	1-0-1	0-0	0-0	0-0	0-0	0-0
SC	0-0-0	0-0	0-0	0-0	0-0	0-0
@UK	--DNP--					
@UGA	0-0-0	0-0	0-0	0-0	0-0	0-0
CSU	0-0-0	0-0	0-0	0-0	0-0	0-0
@MIZZ	0-0-0	0-0	0-0	0-0	0-0	0-0
ODU	0-0-0	0-0	0-0	0-0	0-0	0-0
UF	0-1-1	0-0	0-0	0-0	0-0	0-0
@MSU	1-0-1	0-0	0-0	0-0	0-0	0-0
UT	0-0-0	0-0	0-0	0-0	0-0	0-0
TOTAL	0	2-2-4	0-0	0-0	0-0	0-0

Career Stats

	GP/GS	U-A-T	TFL	SACK	FF-FR	INT
2015	12/5	12-12-24	3.0-12	1.0-9	1-0	0-0
2014	10/0	10-2-12	0-0	0-0	0-0	0-0
TOTAL	22/5	14-14-28	3.0-12	1.0-9	1-0	0-0

2 Arnold Tarpley

S || Junior

Pittsburgh, Pa. || Central Catholic HS

Career Highs

Total Tackles: 8, at Ole Miss, 9/26/15
Solo Tackles: 5 (2x), at Ole Miss, 9/26/15
Sacks: 1.0 (2x), at Houston, 10/31/15
Interceptions: N/A
Forced Fumbles: 1 (2x), at Missouri, 10/25/15
Fumble Recoveries: N/A

2016 Game-by-Game Stats

	GS	U-A-T	TFL	SACK	FF-FR	INT
SC						
MT						
@GT						
@WKU						
UF						
@UK						
@UGA						
TSU						
@AU						
@MIZZ						
MISS						
UT						
TOTAL						

2015 Game-by-Game Stats

	GS	U-A-T	TFL	SACK	FF-FR	INT
WKU	1-2-3	0-0	0-0	0-0	0-0	0-0
UGA	2-1-3	0-0	0-0	0-0	0-0	0-0
AP	2-1-3	1.0-11	1.0-11	0-0	0-0	0-0
@MISS	5-3-8	0-0	0-0	0-0	0-0	0-0
@MT	* 1-0-1	0-0	0-0	0-0	0-0	0-0
@SC	* 1-1-2	0-0	0-0	0-0	0-0	0-0
MIZZ	* 2-1-3	1.0-2	0-0	0-0	0-0	0-0
@HOU	* 3-0-3	1.0-11	1.0-11	0-0	0-0	0-0
@UF	* 1-0-1	0-0	0-0	0-0	0-0	0-0
UK	* 2-1-3	0-0	0-0	0-0	0-0	0-0
TAMU	* 1-2-3	0-0	0-0	0-0	0-0	0-0
@UT	* 3-0-3	2.0-3	0-0	0-0	0-0	0-0
TOTAL	7	24-12-36	5.0-27	2.0-22	0-0	0-0

Career Stats

	GP/GS	U-A-T	TFL	SACK	FF-FR	INT
2015	12/7	24-12-36	5.0-27	2.0-22	0-0	0-0
TOTAL	12/7	24-12-36	5.0-27	2.0-22	0-0	0-0

7 Ralph Webb

RB || Junior

Gainesville, Fla. || Gainesville HS

Career Highs

Carries: 33, vs. Kentucky, 11/14/15
Rushing Yards: 166, vs. Old Dominion, 11/1/14
Rush TDs: 2, vs. Austin Peay, 9/19/15
Longest Rush: 74, at Florida, 11/7/15
Receptions: 7, vs. Georgia, 9/12/15
Receiving Yards: 57, vs. Georgia, 9/12/15

2016 Game-by-Game Stats

	GS	ATT	YDS	AVG	TD	LNG	REC	YDS
SC								
MT								
@GT								
@WKU								
UF								
@UK								
@UGA								
TSU								
@AU								
@MIZZ								
MISS								
UT								
TOTAL								

2015 Game-by-Game Stats

	GS	ATT	YDS	AVG	TD	LNG	REC	YDS
WKU	*	18	70	3.9	0	19	3	27
UGA	*	25	68	2.7	0	12	7	57
AP	*	15	54	3.6	2	11	3	22
@MISS	*	25	90	3.6	0	43	2	11
@MT	*	25	155	6.2	1	39	2	21
@SC	*	16	58	3.6	0	21	2	23
MIZZ	*	26	99	3.8	1	46	1	11
@HOU	*	26	99	3.8	0	10	1	3
@UF	*	22	118	5.4	1	74	0	0
UK	*	33	113	3.4	0	16	3	13
TAMU	*	25	79	3.2	0	11	0	0
@UT	*	21	149	7.1	0	50	0	0
TOTAL	12	277	1152	4.2	5	74	24	188

2014 Game-by-Game Stats

	GS	ATT	YDS	AVG	TD	LNG	REC	YDS
TEMP	*	14	70	5.0	0	14	0	0
MISS	*	18	95	5.3	0	28	0	0
MASS	*	26	116	4.5	1	14	2	9
SC	*	19	97	5.1	0	20	1	4
@UK	*	13	44	3.4	0	14	1	3
@UGA	*	17	77	4.5	1	14	0	0
CSU	*	16	56	3.5	0	17	2	3
@MIZZ	*	16	34	2.1	0	10	1	5
ODU	*	31	166	5.4	1	27	1	3
UF	*	16	83	5.2	0	21	1	3
@MSU	*	11	14	1.3	0	6	1	3
UT	*	16	55	3.4	1	19	1	0
TOTAL	12	212	907	4.3	4	28	10	30

Career Stats

	GP/GS	ATT	YDS	AVG	TD	LNG	REC	YDS
2015	12/12	277	1152	4.2	5	74	24	188
2014	12/12	212	912	4.3	4	28	10	30
TOTAL	24/24	489	2064	4.2	9	74	34	218

14 Ryan White

S || Junior

Louisville, Ky. || Trinity HS

Career Highs

Total Tackles: 8, vs. South Carolina, 9/21/14

Solo Tackles: 6, vs. South Carolina, 9/21/14

Sacks: 0.5, vs. Temple, 8/28/14

Interceptions: 1, at Florida, 11/7/15

Forced Fumbles: 1, at South Carolina, 10/17/15

Fumble Recoveries: 1, at Middle Tenn., 10/3/15

2016 Game-by-Game Stats

	GS	U-A-T	TFL	SACK	FF-FR	INT
SC						
MT						
@GT						
@WKU						
UF						
@UK						
@UGA						
TSU						
@AU						
@MIZZ						
MISS						
UT						
TOTAL						

2015 Game-by-Game Stats

	GS	U-A-T	TFL	SACK	FF-FR	INT
WKU	0-2-2	0.5-2	0-0	0-0	0-0	0-0
UGA	0-0-0	0-0	0-0	0-0	0-0	0-0
AP	3-0-3	2.0-7	0-0	0-0	0-0	0-0
@MISS	2-1-3	0-0	0-0	0-0	0-0	0-0
@MT	2-2-4	0.5-1	0-0	0-1	0-0	0-0
@SC	* 6-1-7	0-0	0-0	1-0	0-0	0-0
MIZZ	1-0-1	0-0	0-0	0-0	0-0	0-0
@HOU	2-0-2	0-0	0-0	0-0	0-0	0-0
@UF	0-2-2	0-0	0-0	0-0	1-0	0-0
UK	0-0-0	0-0	0-0	0-0	0-0	0-0
TAMU	1-0-1	0-0	0-0	0-0	0-0	0-0
@UT	1-0-1	0-0	0-0	0-0	0-0	0-0
TOTAL	1	18-8-26	3.0-10	0-0	1-1	1-0

2014 Game-by-Game Stats

	GS	U-A-T	TFL	SACK	FF-FR	INT
TEMP	* 4-1-5	2.5-10	0.5-1	0-0	0-0	0-0
MISS	3-0-3	0-0	0-0	0-0	0-0	0-0
MASS	3-1-4	0-0	0-0	0-0	0-0	0-0
SC	3-5-8	1.0-4	0-0	1-0	0-0	0-0
@UK	3-3-6	0-0	0-0	0-0	0-0	0-0
@UGA	1-2-3	0-0	0-0	0-0	0-0	0-0
CSU	2-2-4	0-0	0-0	0-0	0-0	0-0
@MIZZ	--DNP--					
ODU	--DNP--					
UF	0-1-1	0-0	0-0	0-0	0-0	0-0
@MSU	0-0-0	0-0	0-0	0-0	0-0	0-0
UT	--DNP--					
TOTAL	1	19-15-34	3.5-14	0.5-1	0-0	0-0

Career Stats

	GP/GS	U-A-T	TFL	SACK	FF-FR	INT
2015	12/1	18-8-26	3.0-10	0-0	1-1	1-0
2014	9/1	19-15-34	3.5-14	0.5-1	1-0	0-0
TOTAL	21/2	37-23-60	6.5-24	0.5-1	2-1	1-0

85 DeAndre Woods

TE || Junior

Clay, Ala. || Clay-Chalkville HS

Career Highs

Receptions: 3, vs. Georgia, 9/12/15

Receiving Yards: 57, vs. Georgia, 9/12/15

Rec. TDs: N/A

Longest Catch: 43, vs. Austin Peay, 9/17/15

2016 Game-by-Game Stats

	GS	REC	YDS	AVG	TD	LNG
SC						
MT						
@GT						
@WKU						
UF						
@UK						
@UGA						
TSU						
@AU						
@MIZZ						
MISS						
UT						
TOTAL						

2015 Game-by-Game Stats

	GS	REC	YDS	AVG	TD	LNG
WKU	2	20	10.0	0	11	
UGA	3	57	19.0	0	24	
AP	2	52	26.0	0	43	
@MISS	--DNP--					
@MT	--DNP--					
@SC	--DNP--					
MIZZ	--DNP--					
@HOU	--DNP--					
@UF	--DNP--					
UK	--DNP--					
TAMU	--DNP--					
@UT	--DNP--					
TOTAL	0	7	129	18.4	0	43

Career Stats

	GP/GS	REC	YDS	AVG	TD	LNG
2015	3/0	7	129	18.4	0	43
2014	3/0	0	0	0.0	0	0
TOTAL	6/0	7	129	18.4	0	43

74 Jay Woods

DL || RS-Junior

Jackson, Ga. || Jackson HS

Career Highs

Total Tackles: 6, vs. Georgia, 9/12/15

Solo Tackles: 5, vs. South Carolina, 10/17/15

Sacks: 1, vs. Georgia, 9/12/15

Interceptions: N/A

Forced Fumbles: 1 (2x), at Florida, 11/7/15

Fumble Recoveries: 1, vs. Kentucky, 11/14/15

2016 Game-by-Game Stats

	GS	U-A-T	TFL	SACK	FF-FR	INT
SC						
MT						
@GT						
@WKU						
UF						
@UK						
@UGA						
TSU						
@AU						
@MIZZ						
MISS						
UT						
TOTAL						

2015 Game-by-Game Stats

	GS	U-A-T	TFL	SACK	FF-FR	INT
WKU	* 0-1-1	0-0	0-0	0-0	0-0	0-0
UGA	* 1-5-6	1.0-5	1.0-5	1-0	0-0	0-0
AP	* 0-1-1	0-0	0-0	0-0	0-0	0-0
@MISS	* 0-0-0	0-0	0-0	0-0	0-0	0-0
@MT	1-0-1	0-0	0-0	0-0	0-0	0-0
@SC	5-0-5	0-0	0-0	0-0	0-0	0-0
MIZZ	0-1-1	0.5-0	0-0	0-0	0-0	0-0
@HOU	* 1-3-4	0.5-1	0-0	0-0	0-0	0-0
@UF	1-0-1	0-0	0-0	1-0	0-0	0-0
UK	0-0-0	0-0	0-0	0-1	0-0	0-0
TAMU	0-1-1	0-0	0-0	0-0	0-0	0-0
@UT	3-0-3	0-0	0-0	0-0	0-0	0-0
TOTAL	5	12-12-24	2.0-6	1.0-5	2-1	0-0

2014 Game-by-Game Stats

	GS	U-A-T	TFL	SACK	FF-FR	INT
TEMP	* 2-2-4	0-0	0-0	0-0	0-0	0-0
MISS	1-3-4	0-0	0-0	0-0	0-0	0-0
MASS	1-1-2	0-0	0-0	0-0	0-0	0-0
SC	* 1-3-4	0-0	0-0	0-0	0-0	0-0
@UK	* 0-2-2	0-0	0-0	0-0	0-0	0-0
@UGA	* 2-3-5	0-0	0-0	0-0	0-0	0-0
CSU	* 2-0-2	1.0-7	0-0	0-0	0-0	0-0
@MIZZ	0-0-0	0-0	0-0	0-0	0-0	0-0
ODU	0-0-0	0-0	0-0	0-0	0-0	0-0
UF	2-2-4	0-0	0-0	0-0	0-0	0-0
@MSU	0-3-3	0.5-1	0-0	0-0	0-0	0-0
UT	1-0-1	0-0	0-0	0-0	0-0	0-0
TOTAL	5	12-19-31	1.5-7	0-0	0-0	0-0

Career Stats

	GP/GS	U-A-T	TFL	SACK	FF-FR	INT
2015	12/5	12-12-24	2.0-6	1.0-5	2-1	0-0
2014	12/5	12-19-31	1.5-8	0.0	0-0	0-0
TOTAL	24/10	24-31-55	3.5-14	1.0-5	2-1	0-0

49 Jonathan Wynn

DE || RS-Junior

Stone Mtn., Ga. || Stephenson HS

Career Highs

Total Tackles: 6, vs. UMass, 9/13/14

Solo Tackles: 3, vs. UMass, 9/13/14

Sacks: 1.0 (2x), vs. W. Kentucky, 9/3/14

Interceptions: N/A

Forced Fumbles: N/A

Fumble Recoveries: N/A

2016 Game-by-Game Stats

	GS	U-A-T	TFL	SACK	FF-FR	INT
SC						
MT						
@GT						
@WKU						
UF						
@UK						
@UGA						
TSU						
@AU						
@MIZZ						
MISS						
UT						
TOTAL						

2015 Game-by-Game Stats

	GS	U-A-T	TFL	SACK	FF-FR	INT
WKU		1-1-2	1.0-7	1.0-7	0-0	0-0
UGA	*	0-3-3	0-0	0-0	0-0	0-0
AP		0-1-1	0-0	0-0	0-0	0-0
@MISS		0-0-0	0-0	0-0	0-0	0-0
@MT		2-0-2	1.0-3	0-0	0-0	0-0
@SC	*	0-0-0	0-0	0-0	0-0	0-0
MIZZ	*	0-1-1	0-0	0-0	0-0	0-0
@HOU		1-2-3	0-0	0-0	0-0	0-0
@UF	*	1-3-4	0-0	0-0	0-0	0-0
UK		1-1-2	0-0	0-0	0-0	0-0
TAMU		0-1-1	0-0	0-0	0-0	0-0
@UT		2-0-2	1.0-3	0-0	0-0	0-0
TOTAL	4	8-13-21	3.0-13	1.0-7	0-0	0-0

2014 Game-by-Game Stats

	GS	U-A-T	TFL	SACK	FF-FR	INT
TEMP		1-1-2	0-0	0-0	0-0	0-0
MISS		0-1-1	0-0	0-0	0-0	0-0
MASS	*	3-3-6	1.0-8	1.0-8	0-0	0-0
SC	*	0-1-1	0-0	0-0	0-0	0-0
@UK		--DNP--				
@UGA		0-0-0	0-0	0-0	0-0	0-0
CSU		1-0-1	0-0	0-0	0-0	0-0
@MIZZ		0-0-0	0-0	0-0	0-0	0-0
ODU		0-0-0	0-0	0-0	0-0	0-0
UF		0-0-0	0-0	0-0	0-0	0-0
@MSU		0-1-1	0-0	0-0	0-0	0-0
UT		0-1-1	0.5-2	0-0	0-0	0-0
TOTAL	2	5-8-13	1.5-10	1.0-8	0-0	0-0

Career Stats

	GP/GS	U-A-T	TFL	SACK	FF-FR	INT
2015	12/4	8-13-21	3.0-13	1.0-7	0-0	0-0
2014	11/2	5-8-13	1.5-10	1.0-8	0-0	0-0
TOTAL	23/6	13-21-34	4.5-23	2.0-15	0-0	0-0