



6-TIME NATIONAL CHAMPS » 13 SEC CHAMPIONSHIPS » 51 BOWL GAMES » 92 ALL-AMERICANS » 45 NFL 1ST-ROUND PICKS

#24/24 TENNESSEE (8-3, 4-3 SEC) at VANDERBILT (5-6, 2-5 SEC)

NOV. 26, 2016 » VANDERBILT STADIUM (40,550) » NASHVILLE » 7:30 P.M. » SEC NETWORK

THE MATCHUP | #TENNvsVAN

TENNESSEE VOLUNTEERS

VANDERBILT COMMODORES



UTSPORTS.COM

2016 QUICK COMPARISON

	Points/Game	(115/13)	21.5
36.5 (26/2)	Points Allowed/Game	(23/6)	21.5
27.8 (64/9)	Rush Yards/Game	(80/11)	162.7
205.6 (40/8)	Rush Yards Allowed/Game	(58/6)	164.5
235.3 (116/13)	Pass Yards/Game	(110/13)	173.8
224.5 (74/7)	Pass Yards Allowed/Game	(76/11)	236.8
211.5 (46/7)	Total Offense/Game	(118/14)	336.5
430.1 (52/8)	Total Defense/Game	(61/7)	401.3
446.7 (98/11)			

(National Ranking/Conference Ranking)



VUCOMMODORES.COM

COACHING FACTS

Head Coach: Butch Jones (Ferris State, 1990)
Record at Tennessee: 29-20 (.592) / 4th year
Overall Record: 79-47 (.627) / 10th year

COACHING FACTS

Head Coach: Derek Mason (Northern Arizona, 1993)
Record at Vanderbilt: 12-23 (.343) / 3rd year
Overall Record: 12-23 (.343) / 3rd year

STAT LEADERS

#11 JOSHUA DOBBS • QB • SR
 126-660 yds, 9 TD, 60.0 ypg, LG 70

RUSHING

#7 RALPH WEBB • RB • RS JR
 208-1058 yds, 10 TD, 96.2 ypg, LG 49

#11 JOSHUA DOBBS • QB • SR
 171-285, 2315 yds, 210.5 ypg, 24 TD, 12 INT

PASSING

#14 KYLE SHURMUR • QB • SO
 164-295, 1835 yds, 166.8 ypg, 7 TD, 6 INT

#3 JOSH MALONE • WR • JR
 38-731 yds, 9 TD, 66.5 ypg, LG 67

RECEIVING


#19 C.J. DUNCAN • WR • RS JR
 37-433 yds, 0 TD, 39.4 ypg, LG 31

#24 TODD KELLY JR. • SS • JR
 67 tkls (45 solo), 2.0 TFL, 1.0 sack, 2 INT, 1 FF

DEFENSE

#41 ZACH CUNNINGHAM • LB • RS JR
 109 tkls (59 solo), 16.5 TFL, 1 FF, 3 FR, 2 PBU

SATURDAY STORYLINES



DOBBS ROLLING

- Joshua Dobbs has accounted for 10 total touchdowns over the last two games (six passing, four rushing).
- Dobbs leads the SEC in passing touchdowns (24) and also paces the league in total points responsible for (204).
- Currently, Dobbs owns a single-season career-high 2,975 yards of total offense. He is looking to become only the fourth player in school history with a 3,000-yard season.



GROUND GAME WORKING

- Over its last three games, Tennessee is averaging an impressive 313.0 rushing yards per contest and has scored 12 rushing touchdowns.
- The Vols posted a season-best 386 yards on the ground last week against Missouri, including five rushing scores.
- Tennessee has had with two 100-yard rushers in each of its last two games.



BARNETT CHASING VOLTS' SACK RECORD

- With 11.0 total sacks this season and 31.0 for his career, junior defensive end Derek Barnett needs just two more quarterback takedowns to break Reggie White's Tennessee record for career sacks (32.0).
- Barnett is also nearing Tennessee's all-time tackles-for-loss record. He has 50.0 for his career, just three back of Leonard Little's record of 53.0 career TFLs.

SCHEDULE & RECORD

THE RECORD	OVERALL RECORD: 8-3	
	SEC	4-3
	NON-CONFERENCE	4-0
	HOME	6-1
	AWAY	1-2
	NEUTRAL	1-0

THE SCHEDULE

DATE	UT RK.	OPPONENT (TV)	TIME/RESULT
Sept. 1	9/10	APP STATE (SECN)	W, 20-13 (OT)
Sept. 10	17/14	vs. Virginia Tech# (ABC)	W, 45-24
Sept. 17	15/15	OHIO (SECN)	W, 28-19
Sept. 24	14/12	#19/16 FLORIDA* (CBS)	W, 38-28
Oct. 1	11/11	at #25/20 Georgia* (CBS)	W, 34-31
Oct. 8	9/9	at #8/7 Texas A&M* (CBS)	L, 38-45 (2OT)
Oct. 15	9/11	#1/1 ALABAMA* (CBS)	L, 10-49
Oct. 29	18/18	at South Carolina* (ESPN2)	L, 21-24
Nov. 5	RV/RV	TENN. TECH% (SECN Alt.)	W, 55-0
Nov. 12	RV/RV	KENTUCKY* (SECN)	W, 49-36
Nov. 19	RV/RV	MISSOURI* (CBS)	W, 63-37
Nov. 26	24/24	at Vanderbilt* (SECN)	7:30 ET

* SEC game // All times ET // (Rankings are AP/Coaches)
 # Pilot Flying J Battle at Bristol - Bristol Motor Speedway
 % Homecoming

MEDIA RELATIONS

Ryan Robinson
 Senior Assoc. AD/Comm.
 Cell: 865-410-9988
 E-mail: ryan.robinson@utk.edu
 Twitter: @RJR_GOVOLS

Stephen K. Lee
 Assistant Director
 Cell: 504-259-0907
 Email: sklee@utk.edu
 Twitter: @StephenKLeeUT

MJ Burns
 Assistant Director
 Cell: 713-419-4583
 E-mail: mjburns@utk.edu
 Twitter: @MJTBurns

Kellen Hiser
 Assistant Director
 Cell: 307-760-8261
 Email: khiser@utk.edu
 Twitter: @toKelwithit

VANDERBILT CONTACT
Larry Leathers
 Assistant Director, Communications
 Phone: (615) 322-4121
 Email: larry.leathers@vanderbilt.edu

TABLE OF CONTENTS

Depth Chart	2	Neyland Stadium	16
Roster	3	SEC Standings & Polls	17
Pronunciation Guide	4	Player Notes	18
Butch Jones	5	Statistics	38
Noting Vanderbilt	7	Superlatives	48
Schedule & Results	9	Game Recaps	53
Game Notes	9	Vols in the NFL	64
Awards & Milestones	14	Media Info	65

EXPERIENCE THE ACTION

TV: SEC Network
 Tom Hart (PxP)
 Andre Ware (analyst)
 Cole Cubelic (sidelines)
 Joe Taylor (producer)



RADIO: Vol Network
 Bob Kesling (PxP)
 Tim Priest (analyst)
 Brent Hubbs (analyst)
 John Brice (sidelines)



SATELLITE RADIO
 Sirius: Channel 113 | XM: Channel 190



FOR TICKETS
 www.AllVols.com
 1-800-332-VOLS (8657)

SOCIAL Twitter, Instagram, Snapchat @Vol_Football

Facebook Page Facebook.com/VolFootball

T TENNESSEE

Depth Chart

>> Offense

TE	82 Ethan Wolf	6-6 245	Jr.	
	18 Jason Croom	6-5 246	R-Sr.	
LT	63 Brett Kendrick	6-6 318	R-Jr.	
	51 Drew Richmond	6-5 301	R-Fr.	
LG	75 Jashon Robertson	6-3 305	Jr.	
	50 Venzell Boulware	6-3 306	R-Fr.	
C	55 Coleman Thomas	6-5 301	Jr.	
	71 Dylan Wiesman	6-4 310	Sr.	
RG	71 Dylan Wiesman	6-4 310	Sr.	
	66 Jack Jones	6-4 307	So.	
RT	76 Chance Hall	6-4 318	So.	OR
	51 Drew Richmond	6-5 301	R-Fr.	
WR	3 Josh Malone	6-3 200	Jr.	
	9 Marquez Callaway	6-2 190	Fr	
WR	15 Jauan Jennings	6-3 205	So.	
	17 Brandon Johnson	6-2 180	Fr.	OR
	19 Jeff George	6-6 195	R-Jr.	
WR	25 Josh Smith	6-1 213	R-Jr.	
	10 Tyler Byrd	6-0 195	Fr.	
QB	11 Joshua Dobbs	6-3 210	Sr.	
	12 Quinten Dormady	6-4 216	So.	
TB	6 Alvin Kamara	5-10 215	R-Jr.	
	4 John Kelly	5-9 212	So.	
	27 Carlin Fils-Aime	5-11 175	Fr.	

>> Defense

LE	50 Corey Vereen	6-2 249	Sr.	
	4 LaTroy Lewis	6-4 256	R-Sr.	
DT	39 Kendal Vickers	6-3 295	R-Jr.	
	40 Dimarya Mixon	6-4 260	Jr.	
DT	5 Kyle Phillips	6-4 259	So.	
	55 Quay Picou	6-1 277	So.	
RE	9 Derek Barnett	6-3 265	Jr.	
	1 Jonathan Kongbo	6-6 270	R-So.	
WLB	41 Elliott Berry	5-11 222	Jr.	
	53 Colton Jumper	6-2 224	Jr.	
	20 Cortez McDowell	6-0 235	Jr.	
MLB	34 Darrin Kirkland Jr.	6-1 230	So.	
	53 Colton Jumper	6-2 224	Jr.	
LCB	23 Cameron Sutton	5-11 186	Sr.	
	28 Baylen Buchanan	5-11 190	Fr.	
RCB	12 Emmanuel Moseley	5-11 180	Jr.	
	8 Justin Martin	6-1 183	Jr.	
SS	24 Todd Kelly Jr.	5-11 208	Jr.	
	26 Stephen Griffin	6-2 205	So.	
	18 Nigel Warrior	6-0 186	Fr.	
FS	22 Micah Abernathy	6-0 195	So.	
	18 Nigel Warrior	6-0 186	Fr.	
NK	7 Rashaan Gauden	6-1 185	R-So.	
	13 Malik Foreman	5-10 178	Sr.	

>> Specialists

PK	25 Aaron Medley	6-2 194	Jr.	
	43 Laszlo Toser	5-8 181	R-Fr.	
P	93 Trevor Daniel	6-1 248	R-Jr.	
KO	25 Aaron Medley	6-2 194	Jr.	
	43 Laszlo Toser	5-8 181	R-Fr.	
LS	46 Riley Lovingood	6-0 209	R-Fr.	OR
	52 Elijah Medford	5-9 203	R-So.	
H	31 Parker Henry	6-1 185	R-So	

>> Returners

KR	10 Tyler Byrd	6-0 195	Fr.	OR
	3 Marquill Osborne	5-11 188	Fr.	OR
	9 Marquez Callaway	6-2 190	Fr.	
PR	25 Josh Smith	6-1 213	R-Jr.	

V VANDERBILT

Depth Chart

>> Offense

TE	83 Nathan Marcus	6-5 244	R-Jr.	
	80 Jared Pinkney	6-4 250	R-Fr.	
LT	74 Will Holden	6-6 312	Sr.	
	77 Devin Cochran	6-7 305	Fr.	
LG	57 Ean Pfeifer	6-4 290	R-Fr.	
	64 Delando Crooks	6-5 305	R-Jr.	
C	56 Barrett Gouger	6-4 305	Sr.	
	60 Cole Hardin	6-4 305	R-So.	
RG	61 Bruno Reagan	6-3 310	R-So.	
	75 Bailey Granier	6-6 320	R-So.	
RT	58 Justin Skule	6-6 305	So.	
	71 Jared Southers	6-4 308	R-Fr.	
WR	10 Trent Sherfield	6-1 200	Jr.	
	9 Caleb Scott	6-2 204	Jr.	
	6 Darrius Sims	5-9 191	Sr.	
WR	16 Kalija Lipscomb	6-1 190	Fr.	
	19 C.J. Duncan	5-11 203	R-Jr.	
	86 Latevius Rayford	6-1 201	Sr.	
QB	14 Kyle Shurmur	6-4 223	So.	
	12 Wade Freebeck	6-5 225	Jr.	
FB	39 Bailey McElwain	6-0 238	Fr.	
	28 Dallas Rivers	6-1 225	Jr.	
RB	7 Ralph Webb	5-10 202	Jr.	
	23 Khari Blasingame	6-1 235	R-So.	
	22 Josh Crawford	5-10 202	So.	

>> Defense

DL	49 Jonathan Wynn	6-4 258	R-Jr.	
	34 Dare Odeyingbo	6-2 262	So.	
DL	69 Adam Butler	6-4 295	Sr.	
	94 Torey Agee	6-4 285	Sr.	
DL	77 Nifae Lealao	6-5 312	Jr.	
	73 Jay Woods	6-3 285	R-Jr.	
	44 Nehemiah Mitchell	6-4 260	Sr.	
OLB	99 Landon Stokes	6-4 240	R-Jr.	
	11 Charles Wright	6-3 237	R-So.	
ILB	41 Zach Cunningham	6-4 230	R-Jr.	
	43 Jordan Griffin	6-1 224	R-So.	
ILB	20 Oren Burks	6-3 222	R-Jr.	
	40 Ja'kari Thomas	6-1 225	Sr.	
	7 Emmanuel Smith	6-2 219	Jr.	
OLB	25 Josh Smith	6-3 236	So.	
	9 Caleb Peart	6-1 234	R-Fr.	
CB	31 Tre Herndon	6-1 188	Jr.	
	3 Taurean Ferguson	5-9 190	R-Jr.	
	21 Donovan Sheffield	5-11 190	So.	
CB	5 Torren McGaster	6-0 198	Sr.	
	8 Joejuan Williams	6-3 202	Fr.	
	30 Bryce Lewis	6-0 185	R-So.	
SS	14 Ryan White	5-10 188	R-Jr.	
	26 Andrew Rector	6-0 198	So.	
FS	2 Arnold Tarpley	6-1 200	Jr.	
	13 LaDarius Wiley	6-1 205	R-So.	

>> Specialists

K	17 Tommy Openshaw	6-2 195	R-Jr.	
	98 Ryley Guay	5-10 190	Fr.	
P	19 Sam Loy	6-1 195	Fr.	
	97 Reid Nelson	6-2 215	Jr.	
LS	48 Jacob Schultz	6-4 235	Sr.	
	37 Wilson Johnson	6-0 212	Sr.	
H	37 Wilson Johnson	6-0 212	Sr.	
	97 Reid Nelson	6-2 215	Jr.	

>> Returners

KR	6 Darrius Sims	5-9 191	Sr.	
	19 C.J. Duncan	5-11 203	R-Jr.	
PR	16 Kalija Lipscomb	6-1 190	Fr.	
	14 Ryan White	5-10 188	R-Jr.	

NUMERICAL ROSTER

No.	Name	Pos.	Ht.	Wt.	Cl.	Hometown (High School/Previous School)
1	Jonathan Kongbo	DL	6-6	270	RS SO	Surrey, B.C./Holy Cross H.S./Arizona Western
2	Jarrett Guarantano	QB	6-4	205	FR	Lodi, N.J./Bergen Catholic
2	Shy Tuttle	DL	6-2	311	SO	Midway, N.C./North Davidson
3	Josh Malone	WR	6-3	200	JR	Gallatin, Tenn./Station Camp
3	Marquill Osborne	DB	5-11	188	FR	Cornelius, N.C./William Amos Hough
4	John Kelly	RB	5-9	212	SO	Detroit, Mich./Oak Park
4	LaTroy Lewis	DL	6-4	256	RS SR	Akron, Ohio/Archbishop Hoban
5	Kyle Phillips	DL	6-4	259	SO	Nashville, Tenn./Hillsboro
6	Alvin Kamara	RB	5-10	215	RS JR	Norcross, Ga./Norcross/Alabama/Hutchinson C.C. (Kansas)
7	Rashaan Gaulden	DB	6-1	185	RS SO	Spring Hill, Tenn./Independence
8	Justin Martin	DB	6-1	183	JR	Antioch, Tenn./Overton/Northeast Oklahoma A&M
8	Latrell Williams	WR	5-11	175	FR	Lake City, Fla./Columbia
9	Derek Barnett	DE	6-3	265	JR	Nashville, Tenn./Brentwood Academy
9	Marquez Callaway	WR	6-2	190	FR	Warner Robins, Ga./Warner Robins
10	Tyler Byrd	WR	6-0	195	FR	Naples, Fla./Naples
11	Joshua Dobbs	QB	6-3	210	SR	Alpharetta, Ga./Alpharetta
11	Austin Smith	DL	6-3	236	SO	Buford, Ga./Buford
12	Quinten Dormady	QB	6-4	216	SO	Boerne, Texas/Boerne
12	Emmanuel Moseley	DB	5-11	180	JR	Greensboro, N.C./Dudley
13	Malik Foreman	DB	5-10	190	SR	Kingsport, Tenn./Dobyns-Bennett/Sewanee
13	Sheriron Jones	QB	6-2	208	RS FR	Perris, Calif./Rancho Verde
14	Zac Jancek	QB	6-4	214	RS FR	Knoxville, Tenn./Knoxville Catholic
14	Quart'e Sapp	LB	6-2	220	RS FR	Alpharetta, Ga./Milton
15	Jauan Jennings	WR	6-3	205	SO	Murfreesboro, Tenn./Blackman
17	Dillon Bates	LB	6-3	220	RS SO	Ponte Vedra Beach, Fla./Ponte Vedra
17	Brandon Johnson	WR	6-2	180	FR	Plantation, Fla./American Heritage
18	Jason Croom	TE	6-5	246	RS SR	Norcross, Ga./Norcross
18	Nigel Warrior	DB	6-0	186	FR	Duluth, Ga./Peachtree Ridge
19	Jeff George	WR	6-6	195	RS JR	Leavenworth, Kan./Leavenworth Senior/Dodge City C.C.
19	Darrell Taylor	DL	6-4	240	RS FR	Waverly, Va./Hopewell
20	Cortez McDowell	LB	6-0	235	JR	Locust Grove, Ga./Locust Grove
20	Vincent Perry	WR	5-10	175	RS FR	Nashville, Tenn./Hillsboro
21	Jalen Reeves-Maybin	LB	6-0	230	SR	Clarksville, Tenn./Northeast
22	Micah Abernathy	DB	6-0	195	SO	Atlanta, Ga./Greater Atlanta Christian
23	Cameron Sutton	DB	5-11	186	SR	Jonesboro, Ga./Jonesboro
24	Todd Kelly Jr.	DB	5-11	208	JR	Knoxville, Tenn./Webb School
24	Michael Lacey	WR	5-7	178	RS FR	Nashville, Tenn./Montgomery Bell Academy
25	Aaron Medley	PK	6-2	194	JR	Lewisburg, Tenn./Marshall County
25	Josh Smith	WR	6-1	213	RS JR	Knoxville, Tenn./Christian Academy of Knoxville
26	Stephen Griffin	DB	6-2	205	SO	Charlotte, N.C./South Mecklenburg
26	Ben Powlas	WR	6-5	205	FR	Dickson, Tenn./Dickson County
27	Carlin Fils-Aime	RB	5-11	175	FR	Naples, Fla./Naples
28	Baylen Buchanan	DB	5-11	190	FR	Lawrenceville, Ga./Peachtree Ridge
28	Will Martinez	WR	5-8	184	SO	Knoxville, Tenn./Knoxville Catholic
29	Evan Berry	DB	5-11	207	JR	Fairburn, Ga./Creekside
30	Holden Foster	PK	6-0	205	RS JR	Dickson, Tenn./Dickson County/Sewanee
30	Devin Williams	DB	5-8	184	RS JR	Knoxville, Tenn./Austin-East
31	Parker Henry	H	6-1	185	RS SO	Hendersonville, Tenn./Beech Senior
31	Stedman Love	RB	5-8	175	FR	Knoxville, Tenn./Karns
33	MaLeik Gatewood	DB	5-10	193	RS FR	Memphis, Tenn./Memphis University School
34	Darrin Kirkland Jr.	LB	6-1	230	SO	Indianapolis, Ind./Lawrence Central
35	Daniel Bituli	LB	6-3	235	FR	Antioch, Tenn./Nashville Christian
35	Taeler Dowdy	RB	6-1	185	FR	Murfreesboro, Tenn./Blackman
36	Gavin Bryant	LB	6-0	238	RS SO	Jackson, Ala./Jackson
36	Grayson Linde	P	6-1	180	FR	Brentwood, Tenn./Ravenwood
37	Jayson Sparks	RB	5-7	187	RS SO	Loganville, Ga./Grayson
37	Charles West	DB	6-2	170	FR	Nashville, Tenn./Montgomery Bell Academy
38	D.J. Henderson	DB	6-1	180	JR	Lyman, S.C./James F. Byrnes/Dodge City C.C. (Kansas)
38	Jaye Rochell	WR	6-2	210	RS JR	Duluth, Ga./Wesleyan School
39	Alex Jones	H	5-5	139	RS FR	Knoxville, Tenn./Knoxville Catholic
39	Kendal Vickers	DL	6-3	295	RS JR	Havelock, N.C./Havelock
40	Dimarya Mixon	DL	6-4	260	JR	Compton, Calif./West Mesquite (Texas)
41	Elliott Berry	LB	5-11	222	JR	Fairburn, Ga./Creekside
42	Chip Omer	RB	6-0	200	FR	Nashville, Tenn./Christ Presbyterian Academy
43	Matt Ballard	LB	6-1	215	FR	Clarksville, Tenn./Clarksville
43	Laszlo Toser	PK	5-8	181	RS FR	Ooltewah, Tenn./Ooltewah
44	Jakob Johnson	TE	6-3	250	JR	Stuttgart, Germany/Jean Ribault (Fla.)
46	Riley Lovingood	LS	6-0	209	RS FR	Hendersonville, Tenn./Beech Senior
46	DaJour Maddox	LB	5-11	210	RS FR	Stone Mountain, Ga./Druid Hills
47	Landon Knoll	LB	6-3	217	RS FR	Nashville, Tenn./Father Ryan
48	Ja'Quain Blakely	LB	6-2	230	FR	Moultrie, Ga./Colquitt County
50	Venzell Boulware	OL	6-3	306	RS FR	Union City, Ga./Creekside
50	Corey Vereen	DL	6-2	249	SR	Winter Garden, Fla./West Orange
51	Kenny Bynum	LB	6-1	235	RS SR	Jacksonville, Fla./Raines
51	Drew Richmond	OL	6-5	301	RS FR	Memphis, Tenn./Memphis University School
52	Andrew Butcher	DL	6-2	257	RS FR	Alpharetta, Ga./Alpharetta
52	Elijah Medford	LS	5-9	203	RS SO	Burlington, N.C./Walter Williams

ALPHABETICAL		
No.	Name	Pos.
22	Micah Abernathy	DB
97	Paul Bain	DL
43	Matt Ballard	LB
9	Derek Barnett	DE
17	Dillon Bates	LB
88	Brandon Benedict	DL
41	Elliott Berry	LB
29	Evan Berry	DB
83	BJ Bishop	WR
35	Daniel Bituli	LB
48	Ja'Quain Blakely	LB
50	Venzell Boulware	OL
84	Devante Brooks	TE
36	Gavin Bryant	LB
28	Baylen Buchanan	DB
52	Andrew Butcher	DL
51	Kenny Bynum	LB
10	Tyler Byrd	WR
9	Marquez Callaway	WR
96	Joey Cave	DL
86	Andrew Craig	TE
18	Jason Croom	TE
93	Trevor Daniel	P
11	Joshua Dobbs	QB
12	Quinten Dormady	QB
35	Taeler Dowdy	RB
79	Thomas Edwards	OL
87	Logan Fetzner	WR
27	Carlin Fils-Aime	RB
90	Charles Folger	DL
13	Malik Foreman	DB
30	Holden Foster	PK
69	Brian Garvey	OL
33	MaLeik Gatewood	DB
7	Rashaan Gaulden	DB
19	Jeff George	WR
26	Stephen Griffin	DB
2	Jarrett Guarantano	QB
76	Chance Hall	OL
38	D.J. Henderson	DB
14	Parker Henry	H
31	Zac Jancek	QB
15	Jauan Jennings	WR
98	Alexis Johnson	DL
17	Brandon Johnson	WR
44	Jakob Johnson	TE
70	Ryan Johnson	OL
39	Alex Jones	H
66	Jack Jones	OL
13	Sheriron Jones	QB
53	Colton Jumper	LB
89	Will Jumper	TE
6	Alvin Kamara	RB
67	Joe Keeler	OL
4	John Kelly	RB
24	Todd Kelly Jr.	DB
63	Brett Kendrick	OL
34	Darrin Kirkland Jr.	LB
47	Landon Knoll	LB
1	Jonathan Kongbo	DL
24	Michael Lacey	WR
4	LaTroy Lewis	DL
36	Grayson Linde	P
31	Stedman Love	RB
46	Riley Lovingood	LS
46	DaJour Maddox	LB
3	Josh Malone	WR
8	Justin Martin	DB
28	Will Martinez	WR
94	Mykelle McDaniel	DL
20	Cortez McDowell	LB
99	Kahlil McKenzie	DL
52	Elijah Medford	LS
25	Aaron Medley	PK
40	Dimarya Mixon	DL

NUMERICAL ROSTER

No.	Name	Pos.	Ht.	Wt.	Cl.	Hometown (High School/Previous School)
53	Colton Jumper	LB	6-2	224	JR	Lookout Mountain, Tenn./Baylor School/The Hun School (NJ)
55	Quay Picou	DL	6-1	277	SO	Sugar Hill, Ga./Buford
55	Coleman Thomas	OL	6-5	301	JR	Max Meadows, Va./Fort Chiswell
57	Nathan Niehaus	OL	6-6	295	FR	Cincinnati, Ohio/Colerain
59	Jake Yelich	LS	6-2	225	FR	Crown Point, Ind./Crown Point
60	Austin Sanders	OL	6-5	310	RS JR	Cleveland, Tenn./Bradley Central
63	Brett Kendrick	OL	6-6	318	RS JR	Knoxville, Tenn./Christian Academy of Knoxville
64	Logan Punch	LS	6-0	230	FR	Knoxville, Tenn./Knoxville Catholic
64	Tommy Sprague	OL	6-3	295	FR	Alpharetta, Ga./Alpharetta HS
66	Jack Jones	OL	6-4	307	SO	Murfreesboro, Tenn./Oakland
67	Joe Keeler	OL	6-6	275	RS FR	Arden, N.C./Christ School
68	Marcus Tatum	OL	6-6	265	FR	Ormond Beach, Fla./Mainland
69	Brian Garvey	OL	6-4	295	FR	Brentwood, Tenn./Brentwood Academy
70	Ryan Johnson	OL	6-6	275	FR	Brentwood, Tenn./Brentwood Academy
71	Dylan Wiesman	OL	6-4	310	SR	Cincinnati, Ohio/Colerain
75	Jashon Robertson	OL	6-3	305	JR	Nashville, Tenn./Montgomery Bell Academy
76	Chance Hall	OL	6-4	318	SO	Roanoke, Va./Northside
78	Charles Mosley	OL	6-4	340	RS SO	Brighton, Tenn./Brighton
79	Thomas Edwards	OL	6-4	315	RS JR	Kingsport, Tenn./Dobyns-Bennett
80	Eli Wolf	TE	6-4	216	RS FR	Minster, Ohio/Minster
81	Austin Pope	TE	6-4	230	FR	Knoxville, Tenn./Christian Academy of Knoxville
82	Ethan Wolf	TE	6-6	245	JR	Minster, Ohio/Minster
83	BJ Bishop	WR	5-10	180	FR	Nashville, Tenn./Father Ryan
84	Devante Brooks	TE	6-5	255	FR	Bowie, Md./St. John's College (D.C.) HS
85	Thomas Orradre	WR	6-2	205	RS SO	San Luis Obispo, Calif./San Luis Obispo
86	Andrew Craig	TE	6-5	245	FR	Knoxville, Tenn./Webb School
87	Logan Fetzner	WR	5-9	182	RS JR	Cleveland, Tenn./Bradley Central
88	Brandon Benedict	DL	6-2	260	FR	Nashville, Tenn./Father Ryan
89	Will Jumper	TE	6-2	206	RS FR	Lookout Mountain, Tenn./Baylor School
90	Charles Folger	DL	6-4	265	RS SR	Augusta, Ga./Lincoln County
93	Trevor Daniel	P	6-1	248	RS JR	Dickson, Tenn./Dickson County
94	Mykelle McDaniel	DL	6-3	220	FR	Loganville, Ga./Grayson
96	Joey Cave	DL	6-5	285	FR	Knoxville, Tenn./Hardin Valley Academy
97	Paul Bain	DL	6-5	290	RS SO	Powder Springs, Ga./Hillgrove/Tusculum
97	Jackson Morris	PK	5-9	165	FR	Hendersonville, Tenn./Pope John Paul II
98	Alexis Johnson	DL	6-4	295	JR	Atlanta, Ga./Mount Zion/Fort Scott C.C. (Kansas)
99	Kahlil McKenzie	DL	6-3	325	SO	Walnut Creek, Calif./Clayton Valley Charter School

ALPHABETICAL

97	Jackson Morris	PK
12	Emmanuel Moseley	DB
78	Charles Mosley	OL
57	Nathan Niehaus	OL
42	Chip Omer	RB
85	Thomas Orradre	WR
3	Marquill Osborne	DB
20	Vincent Perry	WR
5	Kyle Phillips	DL
55	Quay Picou	DL
81	Austin Pope	TE
26	Ben Powlas	WR
64	Logan Punch	LS
21	Jalen Reeves-Maybin	LB
51	Drew Richmond	OL
75	Jashon Robertson	OL
38	Jaye Rochell	WR
60	Austin Sanders	OL
14	Quart'e Sapp	LB
11	Austin Smith	DL
25	Josh Smith	WR
37	Jayson Sparks	RB
64	Tommy Sprague	OL
23	Cameron Sutton	DB
68	Marcus Tatum	OL
19	Darrell Taylor	DL
55	Coleman Thomas	OL
43	Laszlo Toser	PK
2	Shy Tuttle	DL
50	Corey Vereen	DL
39	Kendal Vickers	DL
18	Nigel Warrior	DB
37	Charles West	DB
71	Dylan Wiesman	OL
30	Devin Williams	DB
8	Latrell Williams	WR
80	Eli Wolf	TE
82	Ethan Wolf	TE
59	Jake Yelich	LS

PRONUNCIATION GUIDE

3 Micah Abernathy	My-Cuh	40 Dimarya Mixon	duh-mar-EE-ay
35 Daniel Bituli	bi-TOO-lee	3 Marquill Osborne	MAR-kwill
48 Ja'Quain Blakely	JUH-kwan	55 Quay Picou	KWAY pee-COO
27 Carlin Fils-Aime	fills-a-ME	75 Jashon Robertson	JAY-shon
7 Rashaan Gaulden	GAWL-den	14 Quart'e Sapp	quar-TAY
2 Jarrett Guarantano	gare-en-TA-no	71 Dylan Wiesman	WISE-muhn
44 Jakob Johnson	YAH-kub		
13 Sheriron Jones	sher-ON	Robert Gillespie	GILL-less-PEE
6 Alvin Kamara	kuh-MARE-uh	Michael Szerszen	SHUR-zin

WHERE ARE THE COACHES?

Offensive Coordinator - Mike DeBord	Press Box
Defensive Coordinator - Bob Shoop	Press Box
Assoc. HC/Defensive Line - Steve Stripling	Sideline
Asst. HC-Def./Def. Backs - Willie Martinez	Sideline
Passing Game Coord./WRs - Zach Azzanni	Sideline
Tight Ends/ST Coordinator - Larry Scott	Sideline
Asst. HC- Off./Recruiting Coord./RBs -	
Robert Gillespie	Sideline
Offensive Line - Don Mahoney	Sideline
Linebackers/Def. Run Game Coordinator -	
Tommy Thigpen	Sideline

ANDERSON TRAINING CENTER

Tennessee's state-of-the-art Anderson Training Center is one of the most modern and functional buildings of its kind.

The 145,000-square foot building includes an amphitheater-style team room, coaches' offices, position meeting rooms, a dining hall, players' lounge, a 7,000-square foot locker room, a 22,000-square foot, multi-level weight room as well as a new training room, hydrotherapy and nutrition area.

The building also features several technological upgrades, including a state-of-the-art video delivery system for players and coaches. The locker room includes roomy, custom-built and ventilated lockers with electrical outlets for charging portable devices like cellphones, iPods and laptops.


Also included in the building is an updated football hall of fame area.

The Anderson Training Center joins the Brenda Lawson Athletic Center and Neyland-Thompson Sports Center. It provides student-athletes direct

access to both the 120-yard Robert E. White indoor football field and Haslam Field, Tennessee's two outdoor football practice fields.

The facility is named in honor of the leadership support of the Anderson family, including Charlie and Moll Anderson of Knoxville, Terry and Susan Anderson and Charlie Sr. and Hilda Anderson, both of Florence, Ala. Charlie is a former student-athlete with the Volunteer football program (1974-76) and served as a Board of Trustee member. He and Moll have been leadership donors to athletics for many years and have also impacted multiple areas of campus with their generosity. Terry also played football at UT and his son, Carson, also played for the Vols and graduated in Dec. 2012.

The \$45 million facility had its dedication ceremony on April 19, 2013.



HEAD COACH BUTCH JONES



FOURTH SEASON AT TENNESSEE | @UTCOACHJONES

The University of Tennessee announced on Dec. 7, 2012 the hiring of Butch Jones as the 24th head football coach of the Vols. Jones owns a 76-44 record (.633) in 10 seasons as a head coach, and his teams have earned bowl appearances in seven of those seasons. Jones is 44-26 (.628) in conference play, 62-5 (.925) when leading at halftime and 62-6 (.911) when leading after three quarters. Jones joined UT from the University of Cincinnati, where he finished with a 23-14 record (.657) in three seasons with the Bearcats.

Jones led the Vols to an 9-4 regular-season record in 2015, marking Tennessee's best season since 2007. Under Jones, UT won bowls in back-to-back seasons for the first time since 1995-96. Tennessee finished the 2015 season on a six-game winning streak, marking the Vols' longest streak since winning the final six regular-season contests of 2003.

The Vols closed the 2015 season with a 45-6 dominating win over #13 Northwestern in the Outback Bowl. It was UT's largest margin of victory in its storied bowl history.

Tennessee was ranked 22nd in the final Associated Press Poll and 23rd in the Coaches Poll.

In 2015, Tennessee had one of the nation's top rushing attacks. The Vols ranked 20th in the nation and second in the SEC with 2,908 rushing yards, the second-most in Tennessee history. Jalen Hurd (1,288 rushing yards) produced the 18th 1,000-rushing-yard season by a Vol in program history.

UT's special teams were a strength for the Vols in 2015 as the Big Orange led the nation in kickoff return average (33.41) and ranked fourth in punt return average (17.2). All-American Evan Berry was the country's top kick returner (38.3 average) and he was just one of four players with three kickoff return touchdowns. Fellow All-American Cameron Sutton led all punt returners with an 18.7-yard average and was one of 11 players with two brought back for touchdowns. Punter Trevor Daniel ranked eighth in the nation and second in the SEC with a 45.7-yard average. The Vols' defense led the SEC and ranked second nationally with a .276 opposing third-down conversion percentage.

Tennessee finished the 2014 season, its second under Jones, with a 7-6 record that included a 45-28 win over Iowa in the TaxSlayer Bowl in Jacksonville which marked the first January bowl game for UT since the 2007 season. The Vols opened the 2014 season by playing 21 true freshmen in a 38-7 win over Utah State, the most true freshmen to play in a season opener in UT history. Overall, Tennessee led the nation overall last season with 23 true freshmen playing in 2014, with 12 true freshmen starting games for the Vols during the season.

Jones and his staff have been relentless on the recruiting trail since arriving in Knoxville. In February 2014, UT signed a consensus top 10 recruiting class that was ranked as high as top five by most media outlets. Jones has prioritized the state of Tennessee in his recruiting efforts, and the 2014 class featured the overwhelming majority of the top talent in the state of Tennessee signing with the Vols, including Freshman All-American and All-SEC performer Derek Barnett, a multitude of Freshman All-SEC players (Barnett, Todd Kelly, Jr., Jashon Robertson), and team's leading rusher in 2014, Jalen Hurd.

The 2015 recruiting class was once again ranked in the Top 5, by most services giving the Vols back-to-back Top 5 recruiting classes for the first time in school history. Ten of those recruits arrived early in Knoxville in January 2015.

A staple of Jones' programs has been success in the classroom, and the UT program has also made great strides academically during his tenure. The program has

posted the highest team GPAs in program history during Jones' tenure, including a record 2.85 in Spring 2015 and previous record mark of 2.77 GPA in the Fall of 2014.

The program has also increased its cumulative GPA in each of the last six semesters. Additionally, Tennessee also posted the best APR scores in program history in each of his first two semesters as head coach, including a perfect 1000 score in Spring 2013 and no eligibility points lost in either semester.

Graduation is a top priority for Jones, as 14 of 18 seniors on the 2014 team received their degrees prior to the TaxSlayer Bowl and the other four received their degrees the following summer. A total of 21 of 24 seniors from the 2013 team have graduated, with two in the NFL and on track to do so through the RAC (Renewing Academic Commitment) program and the other having graduated from the Knoxville Police Academy.

In his first season on Rocky Top, the Vols defeated No. 11/9 South Carolina, the first win for UT over a ranked opponent since 2009. The win over the Gamecocks in 2014, when the Vols trailed by 14 with less than two minutes remaining, marked the biggest comeback in school history that late in a game. Also in 2014, the 95 combined points against South Carolina (45) and Kentucky (50) are the most for Tennessee in consecutive games since 2003, while the 50 points and the 34-point margin of victory over Kentucky (50-16) are the most for UT since 2010.

Jones was also the head coach for three years at Central Michigan (27-13, .675, from 2007-09). He has won at least eight games in five of his six years as a head coach, including three seasons of nine-plus wins in the last four years (2009, 2011, 2012). Jones also has won 10 or more games twice, finishing 11-2 at CMU in 2009 and posting a 10-3 record and top 25 final national ranking with Cincinnati in 2011. Jones has also finished the season ranked in the top 25 in three of the last four seasons (2009 with CMU and 2011-12 at Cincinnati).

Jones has won four conference championships in his nine seasons as a head coach, including the Big East title in 2011 and 2012 with Cincinnati and the 2007 and 2009 Mid-American Conference titles at Central Michigan. He earned Big East Conference Coach of the Year honors after his 10-win season with the Bearcats in 2011 and earned the same honor from CBSsports.com in 2012, a year in which his squad captured its second consecutive bowl victory while also finishing with a top 25 ranking. UC finished the regular season 9-3 with a 5-2 league record to share the Big East crown.

In 2011, Cincinnati was the only program nationally to win both its conference title and its league top academic honor, earning the 2010-11 Big East Team Academic Excellence Award. Also that same year, JK Schaffer of the Bearcats named the 2011 American Eagle Outfitters Big East Football Scholar-Athlete of the Year, the second consecutive UC player to earn that honor (John Goebel in 2010).

The 2011 UC team that finished 10-3 improved six wins from the 4-8 finish in 2010, making the Bearcats the most improved team from a BCS conference in the nation that season. Cincinnati also recorded its first bowl win over a BCS opponent, defeating Vanderbilt 31-24 in the Liberty Bowl.

Cincinnati placed eight players on the All-Big East Conference team from 2011-12, including Big East Offensive Player of the Year Isaiah Pead and Big East Co-Defensive Player of the Year Derek Wolfe in 2011. Pead closed out his UC career with consecutive 1,000-yard seasons, the first time a Bearcat back has accomplished that in almost 25 years.

Before accepting the head coaching position at Cincinnati, Jones' 27-13 record at Central Michigan included

CAREER NOTES

COACHING CAREER

Year	School	Position
1987-89	Tampa Bay (NFL)	Intern
1990-92	Rutgers	Graduate Assistant
1993-94	Wilkes Univ.	Offensive Coordinator
1995	Ferris State	Running Backs
1996-97	Ferris State	Offensive Coordinator
1998	Central Michigan	Tight Ends
1999	Central Michigan	Wide Receivers
2000	Central Michigan	Running Backs
2001-03	Central Michigan	Offensive Coordinator
2004	Central Michigan	Running Backs
2005-06	West Virginia	Wide Receivers
2007-09	Central Michigan	Head Coach
2010-12	Cincinnati	Head Coach
2013-	Tennessee	Head Coach

HEAD COACHING RECORD

Year	Team	Record	Final Rank	Conference AP/Coaches
2007	Central Michigan	8-6	-/-	6-1 (1st)
2008	Central Michigan	8-5	-/-	6-2 (t-2nd)
2009	Central Michigan	11-2	23/24	8-0 (1st)
2010	Cincinnati	4-8	-/-	2-5 (7th)
2011	Cincinnati	10-3	25/21	5-2 (t-1st)
2012	Cincinnati	9-3	RV/22	5-2 (t-1st)
2013	Tennessee	5-7	-/-	2-6 (6th)
2014	Tennessee	7-6	-/-	3-5 (4th)
2015	Tennessee	9-4	22/23	5-3
2016	Tennessee	7-3		2-3
TOTALS	10th season	78-47		44-29

7 bowl teams, 4 Conf. Championships



a pair of MAC titles, three consecutive bowl appearances, and a No. 23 postseason ranking in 2009. The Chippewas were 22-3 in the MAC during his tenure, and he was the only head coach to lead the program to consecutive bowl games as well as the first in the history of the MAC to do so in his first three seasons.

In addition to coaching Pittsburgh Steelers Pro Bowl receiver Antonio Brown at Central Michigan, one of Jones' players while coaching the Chippewas, offensive lineman Eric Fisher, was drafted No. 1 overall in the 2013 NFL Draft by the Kansas City Chiefs. Jones recruited Fisher to join the CMU 2009 where he went on to a decorated career. Joining Fisher in Kansas City was another Jones product, Travis Kelce who was selected in the third round after playing at Cincinnati.

Jones was the wide receivers coach at West Virginia from 2005-06 before he moved to Central Michigan, during which time the Mountaineers went a combined 22-3 and the 2005 squad defeated Georgia in the Sugar Bowl. He served as an assistant at Central Michigan for seven years from 1998-2004, as offensive coordinator (2002-04), running backs coach (1999-2004), and as tight ends coach (1998). Jones was also the offensive coordinator at Ferris State from 1995-97 and at Wilkes University from 1993-94 and also served as an assistant at Rutgers from 1990-92.

Jones is a 1990 graduate of Ferris State University in Michigan, where he was a two-year letterman in football. His original entry into the coaching ranks was as an intern with the Tampa Bay Buccaneers from 1987-89.

Jones and his wife, Barb, are the parents of three sons: Alex (19), Adam (15), and Andrew (9). Alex is in his second year as a holder for the Vols.

COACH JONES: BY THE NUMBERS

	'14	'15	'16	UT	Career
Overall	7-6	9-4	8-3	29-20	79-47
Home	4-3	5-2	6-1	19-9	45-18
Road	2-3	2-2	1-2	6-11	27-27
Neutral Site	1-0	2-0	1-0	4-0	7-2
August	1-0	--	--	2-0	3-0
September	1-2	2-2	4-0	9-6	23-16
October	1-3	2-2	1-3	5-10	22-16
November	3-1	4-0	3-0	11-4	24-12
December/January	1-0	1-0	--	2-0	7-3
In Bowl Games	1-0	1-0	--	2-0	3-2
vs. Above .500 (time of game)	2-6	3-3	4-2	12-18	26-40
vs. Below or At .500 (time of game)	5-0	6-1	4-1	17-2	51-6

Conference Record...	'14	'15	'16	UT	Career
Overall	3-5	5-3	4-3	14-17	46-29
at home	1-3	3-1	1-1	8-8	23-14
on the road	2-2	2-2	1-2	6-9	23-14

Non-Conference Record...	'14	'15	'16	UT	Career
Overall	4-1	4-1	4-0	15-2	33-18
at home	3-0	2-1	3-0	11-1	22-3
on the road	0-1	--	--	0-2	3-13
neutral site	1-0	2-0	1-0	4-0	8-2

vs. Ranked Opponents...	'14	'15	'16	UT	Career
Overall	0-5	2-2	2-2	5-15	6-19
vs. Top 5	0-3	--	0-1	0-6	0-7
at home	0-2	1-1	1-1	3-6	3-8
on the road	0-3	0-1	1-1	1-9	1-11
neutral site	0-0	1-0	--	1-0	2-0

Record in Games...	'14	'15	'16	UT	Career
decided by 14 points or more	4-3	5-0	3-1	14-9	39-21
decided by 7 pts or less	2-2	2-4	2-1	7-9	20-20
decided by 4 pts or less	1-2	1-2	1-1	4-7	15-14
away during the day	1-1	0-2	1-1	2-7	18-17
away at night	1-2	1-0	0-1	3-4	8-10
home during the day	3-1	4-0	4-1	15-4	30-10
home at night	1-2	1-2	1-0	4-5	15-8
neutral site during the day	1-0	2-0	--	2-0	5-0
neutral site at night	0-0	--	1-0	2-0	2-2

Record When Scoring...	'14	'15	'16	UT	Career
less than 14 points	0-3	--	0-1	0-7	0-15
less than 21 points	0-4	1-2	1-1	2-10	4-25
21+ points	7-2	8-2	7-1	27-7	75-20
30+ points	6-1	6-0	6-1	21-3	58-8
35+ Points	5-0	6-0	4-1	18-1	45-4
Defensive Touchdown	1-0	1-0	2-0	5-2	12-2
Special Teams Touchdown	1-0	3-1	1-1	6-2	10-3

Record When Allowing...	'14	'15	'16	UT	Career
less than 14 points	2-1	4-0	2-0	9-1	27-2
less than 21 points	5-1	4-1	4-0	16-3	41-6
21+ points	2-5	5-3	4-1	13-16	38-40
30+ points	1-4	2-1	3-2	6-13	16-32
35+ Points	1-1	--	2-2	3-6	5-18
Defensive Touchdown	0-2	2-0	0-1	2-4	5-9
Special Teams Touchdown	0-0	1-0	0-1	1-2	1-4

Record When...	'14	'15	'16	UT	Career
leading after the 1st quarter	6-2	7-2	4-0	22-5	56-9
trailing after the 1st quarter	0-3	1-0	4-2	5-10	16-26
tied after the 1st quarter	1-1	1-2	0-1	2-5	7-12
leading at halftime	7-1	8-2	5-0	25-3	65-5
trailing at halftime	0-4	1-0	3-3	3-13	13-34
tied at halftime	0-1	0-2	--	0-4	2-8
halftime lead/deficit within 4 pts.	1-3	0-2	2-0	3-6	22-15
leading after the 3rd quarter	6-1	8-2	5-0	23-4	65-6
trailing after the 3rd quarter	1-5	0-2	3-3	5-15	11-38
tied after the 3rd quarter	0-0	1-0	--	1-1	4-3
3rd Qtr. lead/deficit +/- 4 pts.	0-2	1-2	3-1	5-6	15-10
leading after the 4th quarter/OT	1-0	1-1	1-1	2-3	3-4
Turnover Margin Even	2-3	1-2	1-0	5-5	17-11
Turnover Margin +1 or better	5-0	5-1	3-1	16-4	42-8
Turnover Margin +2 or better	3-0	3-0	2-0	10-0	23-3
Turnover Margin +3 or better	1-0	2-0	2-0	6-0	13-1
Turnover Margin +4 or better	0-0	1-0	2-0	4-0	10-0
Turnover Margin -1 or worse	0-3	3-1	4-2	8-11	20-28
Turnover Margin -2 or worse	0-2	1-0	0-2	1-5	4-14
Turnover Margin -3 or worse	0-1	--	0-2	0-5	2-9
Turnover Margin -4 or worse	0-1	--	0-1	0-3	1-4

Record With...	'14	'15	'16	UT	Career
less than 300 yards total off.	1-3	0-1	0-2	1-9	2-17
300+ yards total offense	6-3	8-3	8-1	27-11	75-30
400+ yards total offense	4-1	8-1	5-1	20-4	52-14
500+ yards total offense	2-0	3-0	1-1	6-1	20-3
600+ yards total offense	1-0	1-0	1-1	3-1	6-1
less than 100 yards rushing	0-3	--	0-1	0-6	5-17
100+ yards rushing	7-3	9-4	8-2	29-14	75-29
150+ yards rushing	5-1	9-1	6-1	24-7	61-14
200+ yards rushing	3-0	8-1	4-1	19-3	42-5
250+ yards rushing	2-0	2-1	2-1	9-2	22-3
less than 200 yards passing	2-1	4-3	2-2	12-11	25-16
200-300 yards passing	4-5	5-1	5-0	15-8	38-21
less than 300 yards passing	6-6	7-3	3-1	21-17	55-38
300+ yards passing	1-0	1-0	1-1	3-1	18-7
350+ yards passing	0-0	--	0-1	0-1	10-4
400+ yards passing	0-0	--	0-1	0-1	1-2
450+ yards passing	0-0	--	--	0-0	1-1

Record When Allowing...	'14	'15	'16	UT	Career
less than 200 total yards	0-0	1-0	--	1-0	3-0
less than 300 total yards	4-1	4-0	2-0	11-2	26-4
less than 400 total yards	5-2	6-3	4-1	20-8	57-15
400 yards+ total offense	2-4	3-1	4-2	9-12	22-32
less than 100 yards rushing	1-0	2-0	2-0	6-1	26-7
100+ yards rushing	6-6	7-4	6-3	23-19	53-40
less than 200 yards passing	6-2	5-1	3-1	15-9	27-17
less than 250 yards passing	6-4	6-3	6-2	22-13	50-24
less than 300 yards passing	6-5	7-4	5-2	23-17	59-34
300+ yards passing	1-1	1-0	1-0	3-2	17-12

2016 COACHING STAFF

(PB) - Press Box; (S) - Sideline



MIKE DEBORD
Offensive Coordinator/
Quarterbacks (PB)



BOB SHOOP
Defensive Coordinator
(PB)



STEVE STRIPLING
Assoc. Head Coach/
Defensive Line (S)



WILLIE MARTINEZ
Asst. Head Coach -
Def. / Def. Backs (S)



ROBERT GILLESPIE
Asst. Head Coach/RBs/
Recruiting Coord. (S)



LARRY SCOTT
Tight Ends/ST Coord.
(PB)



ZACH AZZANNI
Passing Game Coord./
WRs (S)



DON MAHONEY
Offensive Line (S)



TOMMY THIGPEN
Linebackers/Def.
Run Game Coord. (S)



MICHAEL SZERSZEN
Strength &
Conditioning (S)

- Derek Day, Defensive Quality Control
- Nick Sheridan, Offensive Graduate Assistant
- Stephen Smith, Defensive Quality Control
- Ryan West, Special Teams Quality Control
- Walt Wells, Offensive Quality Control
- Cameron Clemmons, Offensive Graduate Assistant
- Caleb Cox, Offensive Graduate Assistant
- Nathan Ollie, Defensive Graduate Assistant
- Jon Shalala, Defensive Graduate Assistant



COACHING NOTES

WINS WHEN ...

- Teams coached by Jones are 65-5 when leading at halftime, 56-9 when leading after the first quarter, and 65-6 when leading after the third quarter.

TURNOVER TICKER

- The Vols have forced a turnover in 35 of their last 41 games and have forced multiple turnovers in 26 of their last 46. Since 2011, Jones-coached teams are 13th nationally in turnovers forced.
- UT has forced 89 turnovers under Jones (since 2013), ranking third in the SEC during that time frame.

▶ NOTING THE COMMODORES



VANDERBILT STAT LEADERS

RUSHING						
	G	Att.	Yds.	Avg.	TD	Yds/G
Ralph Webb	11	208	1,058	5.1	10	96.2
Khari Blasingame	11	93	431	4.6	8	39.2
PASSING						
	G	Cmp-Att.	Pct.	Yds.	TD/INT	
Kyle Shurmur	11	164-295	55.6	1835	7/6	
RECEIVING						
	G	No.	Yds.	Avg.	TD	Yds/G
C.J. Duncan	11	37	433	11.7	0	39.4
Kalija Lipscomb	10	25	306	12.2	2	30.6
Trent Sherfield	11	22	264	12.0	1	24.0
DEFENSE						
	G	Solo	Asst	Total	TFL	INT
Zach Cunningham	11	59	50	109	16.5	0
LaDarius Wiley	11	42	26	68	1.5	0
Ryan White	10	36	24	60	2.5	0

2016 SCHEDULE

Date	Opponent	Time/Result
Sept. 1	South Carolina*	L, 10-13
Sept. 10	Middle Tennessee St.	W, 47-24
Sept. 17	at Georgia Tech	L, 7-38
Sept. 24	at Western Kentucky	W, 31-30
Oct. 1	Florida*	L, 6-13
Oct. 8	at Kentucky*	L, 13-20
Oct. 15	at Georgia*	W, 17-16
Oct. 22	Tennessee State	W, 35-17
Nov. 5	at Auburn*	L, 16-23
Nov. 12	at Missouri*	L, 17-26
Nov. 19	vs. Ole Miss*	W, 38-17
Nov. 26	Tennessee* (SECN)	7:30 p.m. ET

* SEC Conference game

▶ INSIDE THE SERIES

VANDERBILT

Year	Location	Result	Score
(75-29-5)			
1892	Nashville	L	4-22
1892	Knoxville	L	0-12
1900	Nashville	T	0-0
1901	Nashville	L	0-22
1902	Knoxville	L	5-12
1903	Nashville	L	0-40
1904	Nashville	L	0-22
1905	Knoxville	L	0-45
1908	Nashville	L	9-16
1909	Nashville	L	0-51
1910	Nashville	L	0-18
1913	Nashville	L	6-7
1914	Nashville	W	16-14
1915	Nashville	L	0-35
1916	Knoxville	W	10-6
1919	Nashville	T	3-3
1920	Knoxville	L	0-20
1921	Nashville	L	0-14
1922	Knoxville	L	6-14
1923	Nashville	L	7-51
1925	Nashville	L	7-34
1926	Nashville	L	3-20
1927	Knoxville	T	7-7
1928	Nashville	W	6-0
1929	Knoxville	W	13-0
1930	Nashville	W	13-0
1931	Knoxville	W	21-7
1932	Nashville	T	0-0
1933	Knoxville	W	33-6
1934	Nashville	W	13-6
1935	Knoxville	L	7-13
1936	Nashville	W	26-13
1937	Knoxville	L	7-13
1938	Nashville	W	14-0
1939	Knoxville	W	13-0
1940	Nashville	W	20-0
1941	Knoxville	W	26-7
1942	Nashville	W	19-7
1945	Knoxville	W	45-0
1946	Nashville	W	7-6
1947	Knoxville	W	12-7
1948	Nashville	L	6-28
1949	Knoxville	W	26-20
1950	Nashville	W	43-0
1951	Knoxville	W	35-27
1952	Nashville	W	46-0
1953	Knoxville	W	33-6
1954	Nashville	L	0-26
1955	Knoxville	W	20-14
1956	Nashville	W	27-7
1957	Knoxville	W	20-6
1958	Nashville	W	10-6
1959	Knoxville	L	0-14
1960	Nashville	W	35-0
1961	Knoxville	W	41-7
1962	Nashville	W	30-0
1963	Knoxville	W	14-0
1964	Nashville	L	0-7
1965	Knoxville	W	21-3
1966	Nashville	W	28-0
1967	Knoxville	W	41-14
1968	Nashville	W	10-7
1969	Knoxville	W	40-27

1970	Nashville	W	24-6
1971	Knoxville	W	19-7
1972	Nashville	W	30-10
1973	Knoxville	W	20-17
1974	Nashville	T	21-21
1975	Knoxville	L	14-17
1976	Nashville	W	13-10
1977	Knoxville	W	42-7
1978	Nashville	W	41-15
1979	Knoxville	W	31-10
1980	Nashville	W	51-13
1981	Knoxville	W	38-34
1982	Nashville	L	21-28
1983	Knoxville	W	34-24
1984	Nashville	W	29-13
1985	Knoxville	W	30-0
1986	Nashville	W	35-20
1987	Knoxville	W	38-36
1988	Nashville	W	14-7
1989	Knoxville	W	17-10
1990	Nashville	W	49-20
1991	Knoxville	W	45-0
1992	Nashville	W	29-25
1993	Knoxville	W	62-14
1994	Nashville	W	65-0
1995	Knoxville	W	12-7
1996	Nashville	W	14-7
1997	Knoxville	W	17-10
1998	Nashville	W	41-0
1999	Knoxville	W	38-10
2000	Nashville	W	28-26
2001	Knoxville	W	38-0
2002	Nashville	W	24-0
2003	Knoxville	W	48-0
2004	Nashville	W	38-33
2005	Knoxville	L	24-28
2006	Nashville	W	39-10
2007	Knoxville	W	25-24
2008	Nashville	W	20-10
2009	Knoxville	W	31-16
2010	Nashville	W	24-10
2011	Knoxville (OT)	W	27-21
2012	Nashville	L	18-41
2013	Knoxville	L	10-14
2014	Nashville	W	24-17
2015	Knoxville	W	53-28

BY THE NUMBERS

at Knoxville: 38-10
at Nashville: 37-19-4
Biggest Win: 65 (65-0, 1994)
Biggest Loss: 51 points (51-0, 1909)
Longest Winning Streak: 22 games (1983-2004)
Longest Losing Streak: 9 games (1901-13)
Current Streak: Tennessee 2 games
Largest Margin Overcome To Win: 25 (UT down 28-3, won 38-36 in 1987)
Overtime Games: 1 (Tennessee 27, Vanderbilt 21, 2011)
Most TDs in a Game: 4 by Bob Lund in 1945 & Tony Thompson in 1990

RUSHING

Rushing Yards: 248, Johnny Jones, 1983
100-Yard Rushing Games: 37, last Jalen Hurd, 120 in 2015
200-Yard Rushing Games: 4, last Arian Foster, 223 in 2005
Touchdowns: 4, Tony Thompson, 1990 & Bob Lund, 1945
Attempts: 40, Arian Foster, 2005
Longest Rush: 87 Yards, LaMarcus Coker, 2006
Multiple 100-Yard Rushers: 3, James Stewart 145, Aaron Hayden 115 and Mose Phillips 107

RECEIVING

Receiving Yards: 217, Willie Gault, 1981
100-Yard Rec. Games: 12, last Da'Rick Rogers, 2011
Catches: 10, Tim McGee, 1984
Longest Catch: 85 Yards, Clyde Duncan, 1983 & Anthony Hancock, 1979

PASSING

Passing Yards: 319, Steve Alatorre, 1981
300-Yard Pass Games: 1, Steve Alatorre, 1981
Longest Pass: 85 Yards Alan Cockrell to Clyde Duncan, 1983 & Jimmy Streater to Anthony Hancock, 1979

▶ 2016 STAT COMPARISON

Category	Tennessee	Vanderbilt
Record	8-3	5-6
Conference	4-3	2-5
Scoring Offense	36.5	21.5
Total Offense	430.1	336.5
Rushing Offense	205.6	162.7
Passing Offense	224.5	173.8
Scoring Defense	27.8	21.5
Total Defense	446.7	401.3
Rushing Defense	253.3	164.5
Passing Defense	211.5	236.8
KO Ret. Avg.	25.3	24.6
Punt Ret. Avg.	11.4	3.9
Net Punting	40.2	36.6
Time of Possession	26:56	31:59
3rd Down Conversions	41%	34%
Opp. 3rd Down Conv.	37%	39%
Fumbles Recovered	12	11
Passes Intercepted	10	5
Fumbles Lost	11	4
Turnover Margin	-1	+3
Turnovers Gained	22	15
Turnovers Lost	23	12
Passing Efficiency	146.5	108.5
Pass Efficiency Defense	118.2	126.5
Penalties	70	59
Yards Penalized	635	505
Opp. Penalties	72	75
Opp. Yards Penalized	601	686
Sacks	25	13
Tackles For Loss	85	60
First Downs	228	208
First Downs Rushing	104	90
First Downs Passing	108	100
Red Zone Offense	93%	95%
Red Zone Defense	83%	67%

▶ SERIES NOTES

- This is the 110th meeting between UT and Vandy. The second-most meetings in any UT series behind the 112 meeting in the UT-Kentucky series
- Tennessee has won 31 of the last 34 games over Vanderbilt.
- Since 1983, Tennessee is 15-1 against the Commodores in Nashville with the lone loss coming in 2012.
- The Vols' 53 points vs. Vanderbilt in last year's meeting were their most against an SEC foe since beating Mississippi State, 59-21 on Nov. 15, 2003.
- Butch Jones is 3-1 as a head coach against Vanderbilt. His Cincinnati team defeated Vandy, 31-24, in 2011.

▶ NEYLAND VS. VANDY

In 1926, Robert R. Neyland, was named head coach and served through the end of the 1934 season when the Army beckoned him to Panama. Nathan Dougherty, dean of UT's College of Engineering and longtime faculty chairman of athletics, hired Neyland with the lone injunction: **"Even the score with Vanderbilt; do something about our terrible standing in the series."**

After losing the 1926 meeting, Neyland went on to lead the Vols to a 16-2-2 record in the next 20 meetings while he served as head coach until 1952.

LAST MEETING - NOV. 28, 2015

VANDERBILT	7	7	0	14	-	28
TENNESSEE	17	10	16	10	-	53

Nov. 28 | Neyland Stadium | Knoxville, Tenn. | 4:01 p.m. | Attendance: 98,327



THE BREAKDOWN

	VU	UT
FIRST DOWNS	21	27
Rushing	8	13
Passing	11	12
Penalty	2	2
NET YARDS RUSHING	202	331
Rushing Attempts	36	52
Average Per Rush	5.6	6.4
Rushing Touchdowns	1	3
Yards Gained Rushing	228	338
Yards Lost Rushing	26	7
NET YARDS PASSING	209	192
Completions-Attempts-Int	15-34-1	15-25-0
Average Per Attempt	6.1	7.7
Average Per Completion	13.9	12.8
Passing Touchdowns	3	2
TOTAL OFFENSE YARDS	411	523
Total offense plays	70	77
Average Gain Per Play	5.9	6.8
Fumbles: Number-Lost	0-0	2-0
Penalties: Number-Yards	9-84	6-47
PUNTS-YARDS	7-326	2-89
Average Yards Per Punt	46.6	44.5
Net Yards Per Punt	29.0	36.5
Inside 20	1	0
50+ Yards	2	0
Touchbacks	0	0
Fair catch	2	0
KICKOFFS-YARDS	6-270	10-615
Average Yards Per Kickoff	45.0	61.5
Net Yards Per Kickoff	34.2	41.4
Touchbacks	0	3
Punt returns: Number-Yards-TD	2-16-0	5-123-1
Average Per Return	8.0	24.6
Kickoff returns: Number-Yds-TD	6-126-0	5-65-0
Average Per Return	21.0	13.0
Interceptions: Number-Yds-TD	0-0-0	1-0-0
Fumble Returns: Number-Yds-TD	0-0-0	0-0-0
Miscellaneous Yards	0	0
Possession Time	28:58	31:02
1st Quarter	7:15	7:45
2nd Quarter	9:06	5:54
3rd Quarter	4:57	10:03
4th Quarter	7:40	7:20
Third-Down Conversions	5 of 14	7 of 13
Fourth-Down Conversions	0 of 0	0 of 1
Red-Zone Scores-Chances	4-5	7-8
Touchdowns	4-5	5-8
Field goals	0-5	2-8
Sacks By: Number-Yards	0-0	4-26
PAT Kicks	4-4	6-6
Field Goals	0-0	3-3

NOTES

FOR THE RECORD

Tennessee captains were redshirt seniors Brian Randolph and Alex Ellis and junior Joshua Dobbs.

GAME NOTES

Getting his first career start for the Vols today was true freshman linebacker Austin Smith.

Smith is the sixth true freshman to start this season for Tennessee, joining OL Chance Hall, WR Jauan Jennings, OL Jack Jones, LB Darin Kirkland Jr. and WR Preston Williams.

In their 53-28 win, the Vols scored their most points vs. an SEC foe since beating Mississippi State, 59-21, on Nov. 15, 2003.

Tennessee won its second straight over Vanderbilt and scored its most points in the series since 1994 (65-0).

Tennessee has scored 412 points in 2015, the most since the Vols tallied 434 points in 2012.

The Vols have registered their most games in a season with 50 or more points (4) since they recorded four in 1993.

Tennessee out-gained Vanderbilt in the first quarter, 163-146. That bumped UT's advantage in the opening 15 minutes of the last five games to 752-248.

With Saturday's attendance of 98,327, Tennessee posted a final 2015 home attendance average of 100,584. That mark is UT's highest average home attendance since the 2008 season when the Vols averaged 101,448 per game.

Tennessee's defense continued to be stout on third down. The Vols held Vandy to 1-for-6 on third-down conversions in the first half and 5-of-14 for the game.

Tennessee recorded its eighth game of 200 or more yards rushing and third in a row.

its previous game vs. a school

Vols Win 53-28 Over Vandy On Senior Night

KNOXVILLE, Tenn. -- Tennessee piled up 523 total yards as the Vols claimed their fifth-straight win with a 53-28 Senior Day victory over Vanderbilt on Saturday at Neyland Stadium. Joshua Dobbs accounted for 233 yards of offense and three touchdowns in the Vols' regular-season finale at Neyland Stadium. Jalen Hurd rushed for more than 100 yards for the fifth time this year, finishing with 120 yards.

The win gave Tennessee (8-4, 5-3 SEC) its first eight-win season since going 10-4 in 2007. UT is also on a five-game winning streak, which is Tennessee's best since also winning the final five regular-season games in 2007.

Vanderbilt (4-8, 2-6) gave up its most points of the season after entering the game allowing just 18.1 points per game. It is the most points the Vols have scored in an SEC game since a 59-21 win over Mississippi State in 2003.

Eighteen seniors went through the "T" one final time at Neyland Stadium and Tennessee honored them with a pregame ceremony.

Dobbs finished with 13-of-21 passing for 140 yards and two touchdown and rushed 11 times for 93 yards and a touchdown. Jalen Hurd rumbled to 123 yards on 19 carries, including a career-long 48-yard run in the second half. He also had a second-half touchdown. The Vols racked up 331 rushing yards in the win, marking their eighth game with 200 or more rushing yards and second with 300 or more.

UT's defense held Vanderbilt quarterback Tyler Shurmur to 15-of-34 passing for 209 yards, three touchdowns and one interception. Ralph Webb led the Commodores offense with 149 rushing yards on 21 carries.

Dobbs found Von Pearson for a 17-yard touchdown strike in the first quarter as UT established momentum early. The Vols led 27-14 at halftime after closing out the first half with two big plays in the second quarter. Cameron Sutton had an 85-yard punt-return touchdown with 4:36 remaining and Todd Kelly Jr. intercepted Shurmur with 23 seconds left in the half to halt a Vandy drive at the UT 8-yard line.

Derek Barnett recorded a safety, his second sack of the day, five minutes into the second half and Tennessee stayed in control until the end of the game.

In the third quarter, Hurd had 14-yard touchdown run and Dobbs hit Pearson for a five-yard score to push Tennessee's lead to 43-14 entering the fourth.

With under five minutes left in the second quarter, Sutton returned a punt 85 yards to the end zone for his second punt-return score of the season. The score also marked Tennessee's sixth special-teams TD (school record) of the year.

He has a UT single-season record 467 punt-return yards on the season, breaking the previous school record of 457 yards set by Bobby Majors in 1969.

Sutton also became just the fifth Vol to run two punts back for a touchdown in a single season, joining Bobby Majors (1969, 1971), Eddie Brown (1973), Stanley Morgan (1975) and Terry Fair (1996).

Early in the second half, Dobbs broke Jimmy Streater's 1978 UT single-season record for most rushing yards by a quarterback (593). Dobbs finished the game with 93 rushing yards, and he has 623 rushing yards on the season.

SCORING SUMMARY

Team	Qtr	Time	Scoring Play	Conversion	Plays	TOP	Score
UT	1st	11:32	Pearson 17 yd pass from Dobbs	Medley kick	5-56	1:41	0 - 7
UT	1st	6:01	Medley 26 yd field goal		9-56	3:15	0 - 10
VU	1st	4:50	Sims 7 yd run	Openshaw kick	3-70	1:05	7 - 10
UT	1st	2:01	Dobbs 6 yd run	Medley kick	8-66	2:40	7 - 17
VU	2nd	14:50	Sherfield 12 yd pass from Shurmur	Openshaw kick	6-80	2:05	14 - 17
UT	2nd	12:57	Medley 47 yd field goal		7-30	1:47	14 - 20
UT	2nd	4:36	Sutton 85 yd punt return	Medley kick			14 - 27
UT	3rd	9:47	Derek Barnett safety				14 - 29
UT	3rd	7:33	Hurd 14 yd run	Medley kick	6-49	2:07	14 - 36
UT	3rd	3:41	Pearson 5 yd pass from Dobbs	Medley kick	4-62	1:25	14 - 43
UT	4th	13:17	Medley 32 yd field goal		10-52	3:45	14 - 46
UT	4th	8:06	Young 8 yd run	Bullock kick	7-71	2:59	14 - 53
VU	4th	4:01	Scheu 3 yd pass from Shurmur	Openshaw kick	10-66	3:54	21 - 53
VU	4th	0:22	Rivers 8 yd pass from Shurmur	Openshaw kick	9-68	1:23	28 - 53

STAT LEADERS

VANDERBILT

Rushing	Att	Yds	TD	Long	Avg.
Webb	21	149	0	50	7.1
Rivers	4	21	0	10	5.2
Sims	3	19	1	10	6.3
Ellis	1	19	0	19	19.0
Crawford	1	3	0	3	3.0
Shurmur	6	-9	0	15	-1.5
Totals	36	202	1	50	5.6

Passing	C-A-I	Yds	TD	Long	Sack
Shurmur	15-34-1	209	3	36	4
Totals	15-34-1	209	3	36	4

Receiving	No.	Yds	TD	Long
Sherfield	6	85	1	35
Scheu	3	22	1	10
Scott	2	61	0	36
Rivers	2	15	1	8
Rayford	1	14	0	14
Marcus	1	12	0	12
Totals	15	209	3	36













TENNESSEE

Rushing	Att	Yds	TD	Long	Avg.
Hurd	19	120	1	48	6.3
Kamara	16	99	0	18	6.2
Dobbs	11	93	1	25	8.5
Young	4	18	1	8	4.5
Sparks	1	3	0	3	3.0
TEAM	1	-2	0	0	-2.0
Totals	52	331	3	48	6.4

Passing	C-A-I	Yds	TD	Long	Sack
Dobbs	13-21-0	140	2	18	0
Dormady	2-4-0	52	0	35	0
Totals	15-25-0	192	2	35	0

Receiving	No.	Yds	TD	Long
Smith	4	50	0	17
Hurd	4	35	0	14
Pearson	3	40	2	18
Kamara	2	52	0	35
Abernathy IV	2	15	0	17
Totals	15	192	2	35

► 2016 SCHEDULE AND RESULTS

Sept. 1		-/RV APPALACHIAN STATE Mountaineers (8-3)	Knoxville Neyland Stadium	SEC Network	7:30 ET	W, 20-13 (OT)	Vols score 17 unanswered in 2nd half and OT; Hurd rushes for 110, scores GW TD
Sept. 10		vs. RV/RV VIRGINIA TECH Hokies (8-3)	Bristol, Tenn. Bristol Motor Speedway	ABC	8 ET	W, 45-24	Dobbs accounts for 5 TDs (3 pass, 2 rush) in front of a record 156,990 fans
Sept. 17		OHIO Bobcats (7-4)	Knoxville Neyland Stadium	SEC Network	12 ET	W, 28-19	2 receiving TDs for Josh Malone; Vols run winning streak to nine games
Sept. 24		#23/21 FLORIDA * Gators (8-2)	Knoxville Neyland Stadium	CBS	3:30 ET	W, 38-28	Vols erase 21-0 first-half deficit; Dobbs accounts for 5 TDs, including 4 passing
Oct. 1		at #25/20 GEORGIA * Bulldogs (7-4)	Athens, Ga. Sanford Stadium	CBS	3:30 ET	W, 34-31	UT trailed 17-0 in the first half, Dobbs finds Jennings on GW Hail Mary as time expires
Oct. 8		at #8/7 TEXAS A&M * Aggies (8-3)	College Station, Texas Kyle Field	CBS	3:30 ET	L, 38-45 (2OT)	Vols force overtime after trailing 28-7 in third quarter; Kamara posts 312 all-purpose yards
Oct. 15		#1/1 ALABAMA * Crimson Tide (11-0)	Knoxville Neyland Stadium	CBS	3:30 ET	L, 10-49	UT held to just 163 yards of total offense while the Tide racks up 438 yards rushing
Oct. 29		at SOUTH CAROLINA * Gamecocks (6-5)	Columbia, S.C. Williams-Brice Stadium	ESPN2	7:15 ET	L, 21-24	Barnett ties career-high with 3 sacks, Berry ties UT record with 4th career KOR TD
Nov. 5		TENNESSEE TECH (HC) Golden Eagles (5-6)	Knoxville Neyland Stadium	SEC Network Alt.	4 ET	W, 55-0	Vols post second consecutive homecoming shutout; Malone: 5 catches, 112 yds, 2 TD
Nov. 12		KENTUCKY * Wildcats (6-5)	Knoxville Neyland Stadium	SEC Network	12 ET	W, 49-36	Dobbs: 5 total TD; Vols rush for 416 yards and finish with 599 yards of total offense
Nov. 19		MISSOURI * Tigers (3-8)	Knoxville Neyland Stadium	CBS	3:30 ET	W, 63-37	Vols win offensive shootout; Dobbs puts up 5 total TDs on Senior Day
Nov. 26		at VANDERBILT * Commodores (5-6)	Nashville, Tenn. Vanderbilt Stadium	SEC Network	7:30 ET	75-29-5	Since 1983, Tennessee is 15-1 against the Commodores in Nashville

TENNESSEE NOTABLES

SETTING THE STAGE

- The 2016 regular season comes to a close on Saturday when No. 24 Tennessee travels to Nashville to face in-state rival and divisional foe Vanderbilt.
- Saturday's contest is the 110th meeting between the programs in a series that dates to 1892. Tennessee is seeking its third straight win in the series and its 15th win over the Commodores in its last 16 trips to the capital city.
- The Vols have won 30 of the last 33 games in the series.
- Both Tennessee and Vanderbilt earned victories last week. The Vols picked up a 63-37 win over Missouri in their home finale last week, while Vanderbilt topped Ole Miss 38-17 in Nashville.

OFFENSE CLICKING

- During its current three-game winning streak, the Tennessee offense has come to life. The Vols are averaging 55.7 points, 559.7 yards of total offense and 313.0 rushing yards per contest during that span.
- Tennessee's 167 points are the most it has scored in consecutive games since 1915 when it scored 181 points over two ballgames.

TENNESSEE'S OFFENSE, LAST 3 GAMES

Opp.	Pts.	Total		Rush		20+Yd		50+Yd	
		Yds.	Yds.	TDs	TDs	Plays	Plays		
Tenn. Tech	55	471	177	7	3	7	1		
Kentucky	49	599	376	7	4	11	1		
Missouri	63	609	386	9	5	10	2		
TOTALS	167	1,679	939	23	12	28	4		
AVG.	55.7	559.7	313.0	7.6	4.0	9.3	1.3		

COVERING GROUND

- Over its last three games, Tennessee has averaged 9.4 yards per offensive play (1,679 yards of total offense on 178 offensive plays).
- Most recently against Missouri (Nov. 19), the Vols racked up 609 yards of total offense on just 67 offensive plays, including 386 rushing yards on 45 attempts (8.6 yards per carry).
- Against Kentucky (Nov. 12), the Vols finished with 599 yards of total offense on 59 plays. UT's 10.2 yards per play in that game were its most since 2009 when it set the school record with 10.9 yards per play (also against Kentucky).

POINTS IN LAST TWO

- After scoring just 23.0 points per game in its three October losses, Tennessee's offense has averaged 55.7 points per game through three wins in November.
- Thanks to Tennessee's ability to consistently pick up large chunks of yardage (see preceding note), those wins have come despite the Tennessee offense running considerably fewer plays than its opposition and enjoying considerably less time of possession:

TOTAL PLAYS, T.O.P. LAST TWO GAMES

GAME	TOTAL PLAYS		T.O.P.	
	UT	Opp.	UT	Opp.
Tennessee Tech	52	74	18:44	41:16
Kentucky	59	84	24:39	35:21
Missouri	67	110	28:51	31:09
TOTAL	178	268	72:14	107:46

MORE OFFENSIVE NOTABLES

- Tennessee has scored 40 or more points in three straight games for the first time since 1995.
- The Vols have scored 49 or more points in at least three games in back-to-back seasons for the first time since 1995-96.
- The 63 points scored vs. Missouri were most against an SEC opponent since 2000 (vs. Arkansas, 63-20).
- UT is averaging 559.7 yards of total offense over its last three games with 21 offensive touchdowns (12 rushing, 9 passing).
- The Vols are also averaging 381 rushing yards over their last two games with 9 rushing touchdowns. Tennessee posted a season-high 386 yards on the ground vs. Missouri last week.
- Of Tennessee's 21 offensive touchdowns scored over the last three games, 12 have come in drives consisting five plays or fewer, 10 have been scored in drives lasting two minutes or fewer and seven were scored in less than a minute.

RED ZONE EFFICIENCY

- Tennessee ranks 10th in the country and 2nd in SEC in red zone offense, scoring at a 92.5 percent clip (37-of-40) when moving the ball inside the opponent's 20 yard line.
- Of the Vols' 37 red-zone scores, 31 have been touchdowns (13 pass, 18 rush).
- Tennessee's Sept. 24 victory over Florida is the only game this season in which the Vols failed to score in the red zone. UT went 3-of-6 in the red zone against UF, but have scored at a 100 percent rate in the red zone across its other 10 games.
- Over its last three games, Tennessee is 10-for-10 in the red zone. UT has had to settle for a field goal

only one time during those 10 trips, scoring nine touchdowns during that span.

DOBBS THROUGH THE AIR

- Senior quarterback Joshua Dobbs has thrown for three touchdowns in each of his last three games, giving him a career-best and SEC-leading 24 touchdown passes on the year.
- Last week's trio of touchdown strikes against Missouri marked the 17th game of his career with multiple touchdown passes. Seven of those games have come this season.
- Dobbs' 2,315 passing yards this season are also a career-high.

IN ELITE COMPANY

- This season, Joshua Dobbs has a single-season career-high 2,975 yards of total offense. He is looking to become only the fourth player in school history with a 3,000-yard season, joining Peyton Manning, Tyler Bray and Erik Ainge.
- Dobbs and Manning are the only two players in school history with at least 2,950 yards of total offense in two different seasons.
- See Page 4 for more on Dobbs and where he stands compared to Tennessee's all-time greats.

MALONE TAKING FLIGHT

- Junior wideout Josh Malone has caught four touchdown passes over the last three games, including a 57-yard score last week vs. Missouri.
- Malone has a career-high nine receiving touchdowns this season, tied for the seventh-most in a season in school history and is the most by a Vol since Justin Hunter in 2012.
- The Gallatin, Tennessee, native has made the most of his catches this season as well, averaging 19.24 yards per reception. That figure ranks second in the SEC and 17th in the nation.

KONGBO TO THE HOUSE

- Defensive lineman Jonathan Kongbo put the finishing touches on Tennessee's 63-37 win over Missouri last week, intercepting a Drew Lock pass and racing 59 yards the other way for the score.
- It was Tennessee's first defensive touchdown since Corey Vereen recovered a Derek-Barnett-forced fumble in the end zone against Georgia (Oct. 1) and was UT's first pick-six since Evan Berry returned an interception 100 yards for a touchdown in last season's Outback Bowl.

NATION'S TOUGHEST SCHEDULE

- According to the NCAA, Tennessee has faced the nation's toughest schedule through 11 games.
- The Vols' first 10 FBS opponents have a combined winning percentage of .670 (61-30).
- Tennessee has faced four ranked opponents, including two ranked inside the top 10. The Vols are 2-2 in those games.
- Nine of Tennessee's 10 FBS opponents this season are bowl eligible.

8 STRAIGHT NOVEMBER WINS

- With last week's 63-37 win over Missouri, the Vols have now won eight consecutive games in the month of November dating to 2014.
- UT is 11-4 (.733) in November under Butch Jones.
- Since 1990, the Vols are 90-20 (.818) in November, including 21 consecutive wins in the month from 1990-96. Tennessee is 321-125-21 (.710) all-time in November.

THE INJURY DILEMMA

- Fifteen different players who have logged a start for Tennessee this season have also missed at least one game due to injury. Those 15 Vols have combined to miss 45 games this season—an average of three missed games per injury.
- Injuries have forced the Vols to start seven different combinations along the offensive line through 10 games this season.
- Similarly, there have been nine different starting lineups in the secondary due to injuries.
- Five Vols, all defensive players, have been ruled out for the season. Two of those players are defensive tackles (Kahlil McKenzie, Shy Tuttle) and two were preseason All-SEC picks (Evan Berry, Jalen Reeves-Maybin).
- Another preseason All-SEC selection, defensive back Cameron Sutton, missed six games due to injury.

GROUND GAME WORKING

- Tennessee has posted season-high rushing numbers in consecutive weeks, logging 376 rushing yards against Kentucky (Nov. 12) then picking up 386 yards on the ground vs. Missouri last week.
- The Vols have also scored nine rushing touchdowns over the last two games, including five rushing scores against the Tigers.
- Against Kentucky (Nov. 12), the Vols nearly had three players reach the 100-yard mark as quarterback Joshua Dobbs posted 147 rushing yards and tailbacks Alvin Kamara and John Kelly finished with 128 and 94, respectively.
- Tennessee's 376 rushing yards on 41 rushing attempts against the Wildcats were good for 9.2 yards per attempt—the most for Tennessee since averaging 9.5 yards per rush against Auburn in the SEC Championship Game on Dec. 4, 2004.

KAMARA CAN SCORE

- Redshirt junior tailback Alvin Kamara scored two rushing touchdowns against Missouri last week, giving him a rushing touchdown in seven of Tennessee's last nine games.
- He has scored 10 total touchdowns on the season, including at least one score in four straight,

10+ CARRIES FOR ALVIN

- In two seasons on Rocky Top, Alvin Kamara is averaging nearly 100 yards and more than a touchdown per game in contests in which he receives 10 or more carries.
- Kamara has received 10 or more carries in nine games in his career, putting up 862 total yards and 11 touchdowns in those games.
- In that same span and when logging 15 or more carries, Kamara is averaging 111.8 yards and 1.2 touchdowns per game.

SUTTON SETS RECORD IN RETURN

- After missing six games with a leg injury, senior defensive back Cameron Sutton returned to action against Kentucky (Nov. 12) and wasted no time setting a new Tennessee career record.
- With two pass breakups against the Wildcats, Sutton became the school record-holder in career passes defended with 36, passing Jabari Greer's 13-year record of 35.

MOST CAREER PASSES DEFENDED AT TENNESSEE

1.	37	Cameron Sutton (30 PBU, 7 INT)	2013-pres.
2.	35	Jabari Greer (33 PBU, 2 INT)	2000-03
3.	34	Dwayne Goodrich (22 PBU, 12 INT)	1996-99
	34	Preston Warren (26 PBU, 8 INT)	1987-90

COMING SOON TO A CITY NEAR YOU...

SEPTEMBER 4, 2017:
ATLANTA



As announced on July 20, 2015, Tennessee and Georgia Tech will open the 2017 college football season with the Chick-fil-A Kickoff Game at the new Mercedes-Benz Stadium in Atlanta. It will mark the first meeting in 30 years between the Vols and Yellow Jackets.

SEPTEMBER 1, 2018:
CHARLOTTE

The Charlotte Sports Foundation announced July 22, 2014 that UT will open the 2018 season against West Virginia at Bank of America Stadium in Charlotte, N.C. This will be the initial game between the schools on the gridiron and UT's first-ever game in Charlotte.

TEAM 120 BACKS PAT



This season, the Tennessee football team will wear a commemorative helmet sticker to honor the memory and legacy of late Tennessee icon Pat Summitt, who passed away in on June 28 at the age of 64. The helmets will feature sticker with Summitt's cursive P in the center.

COACH PAT SUMMITT

- Pat Summitt served 38 years as the head coach at Tennessee (1974-2012), coaching 161 student-athletes and producing a 1,098-208 record (.840).
- Her program maintained a 100-percent graduation rate for players who completed their eligibility at Tennessee.
- She guided her teams to eight NCAA National Championships (1987, 1989, 1991, 1996, 1997, 1998, 2007, 2008).



"We all know everything that she stands for. I think it is very fitting that Tennessee football and Team 120 recognize her and everything that she means to the University of Tennessee and the great state of Tennessee and for sports in general."

- Head coach Butch Jones

- Sutton is Tennessee's most experienced defensive back. He has started all 42 games of his career, dating to the 2013 season opener.
- Sutton has seven career interceptions—second-most of any current Volunteer.
- The senior captain is also Tennessee's career leader in punt return average at 14.9 yards per return. Sutton has three career punt returns for touchdown.

CAREER PUNT RETURN AVERAGE, TENNESSEE

1. 14.9	Cameron Sutton	2013-pres.
2. 14.7	Burt Rechichar	1949-51
3. 14.1	Terry Fair	1994-97

JONES vs. VANDERBILT

- Butch Jones is 3-1 as a head coach against Vanderbilt. His Cincinnati team defeated Vandy, 31-24, in 2011.
- The last two competitions in the UT-Vandy series have been head-to-head matchups between Vanderbilt head coach Derek Mason and Butch Jones. Jones has won the past two meetings 53-28 and 24-17, with the 24-17 meeting occurring in Nashville during the 2014 season. These were the first two meetings of their careers.

SCOUTING VANDERBILT

- Vanderbilt (5-6, 2-5 SEC) is coming off a 38-17 win over Ole Miss on Saturday. It was the most points Vanderbilt has scored in an SEC game under head coach Derek Mason. Vanderbilt will be looking to become bowl-eligible for the first time since 2013.
- Ralph Webb rushed for 123 yards in the win over Ole Miss to surpass the 1000-yard mark for the second consecutive season. He needs 27 yards to move pass Zac Stacy for the all-time career yardage mark in Vanderbilt history. Webb is averaging 96.2 yards per game and has scored 10 touchdowns this season. Khari Blasingame chips in 39.2 yards rushing and has added eight touchdowns for the Commodores.
- Quarterback Kyle Shurmur is completing 55.6 percent of his passes for an average of 166.8 yards per game. He has tossed seven touchdowns against six interceptions.
- C.J. Duncan has been Shurmur's favorite target this year. Duncan has 37 receptions for 433 yards. Kalija Lipscomb has caught 25 passes for 306 yards and is tied with Jared Pinkney for the team lead with two touchdown receptions.
- The Vanderbilt defense has been stout, only allowing 21.5 points per game. The Commodores are only allowing opponents to score on 67 percent of red zone visits, with only 46 percent of those visits resulting in touchdowns.
- Zach Cunningham leads the Commodores defensively with 109 tackles and 16.5 tackles-for-loss. He had one tackle for loss against Ole Miss to move Cunningham into third place in school history in tackles-for-loss. Oren Burks leads the team with 3.5 sacks on the season and Tre Herndon is the team leader with two interceptions.

BACK BOWLING

- With a 55-0 win over Tennessee Tech in Week 10 (Nov. 5), the Volunteers became bowl eligible for the third consecutive season under Butch Jones.
- Tennessee has not appeared in three consecutive bowl games since the 2002-04 seasons under Phillip Fulmer. Those years capped a streak of 16 consecutive bowl appearances for the Vols from 1989-2004.

26 STRAIGHT WITH RUSHING TD

- Tennessee rushed for 386 yards last week against Missouri and added five scores on the ground to extend its current program-record streak of 25 consecutive games with a rushing touchdown.
- The 26-game streak began Nov. 24, 2014 in a 24-17 win at Vanderbilt. Quarterback Joshua Dobbs rushed for two scores that day.
- Tennessee had 24 consecutive games with a rushing touchdown from the 1937-1939 seasons, a school record that had previously stood alone for 77 years.
- Dobbs and tailbacks Jalen Hurd, Alvin Kamara, John Kelly, Joe Young and Carlin Fils-aime have all scored during the streak.
- According to ESPN Stats & Info, Tennessee's streak is the second-longest active streak in FBS, trailing only Alabama (31). -- check if 31 is correct
- The last time the Vols were held without a rushing score was Nov. 22, 2014—a 29-21 loss to Missouri.

UT'S MOST CONSECUTIVE GAMES W/ RUSH TD

Games	Start	End	Buster
26	Nov. 24, 2014	--	--
24	Oct. 23, 1937	Nov. 11, 1939	Vanderbilt
22	Oct. 1, 1994	Sept. 7, 1996	Florida

BARNETT ON THE SCENE

- Junior defensive end Derek Barnett posted six total tackles, a sack and a tackle for loss last week against Missouri.
- Barnett has 11.0 sacks this season—a new personal best after registering 10.0 sacks in both his freshman and sophomore seasons. matching his season total from both his freshman and sophomore seasons.
- The Nashville native is the only player in SEC history to record three seasons of 10 or more sacks.
- All 11.0 of Barnett's sacks have come during SEC play. He ranks in a tie for fifth nationally.
- Barnett has three multi-sack performances this season: Florida (Sept. 24), at Georgia (Oct. 1) and at South Carolina (Oct. 29).
- With 31.0 career sacks, the Nashville native is alone in second place on Tennessee's all-time sacks list and is just the second Volunteer in history to record 30 career sacks. He also ranks third in school history in tackles for loss (50.0).

MOST SACKS IN TENNESSEE HISTORY

1. 32.0	Reggie White	1980-83
2. 31.0	Derek Barnett	2014-pres.
3. 28.0	Leonard Little	1995-97
4. 25.0	Jonathan Brown	1994-97
5. 22.5	Todd Kelly	1989-92

MOST TACKLES FOR LOSS IN TENNESSEE HISTORY

1. 53.0	Leonard Little	1995-97
2. 51.0	Reggie White	1980-83
3. 50.0	Derek Barnett	2014-pres.
4. 40	Eric Westmoreland	1996, 98-00
5. 39.5	Dale Jones	1983-86

- Barnett's 31.0 career sacks are the most among the FBS' and SEC's active leaders:

NCAA ACTIVE LEADERS, CAREER SACKS

Rk	Player	School	Sks
1.	Myles Garrett	Texas A&M	32.5
2.	Derek Barnett	Tennessee	31.0
3.	Trey Hendrickson	Florida Atlantic	29.5
4.	Hunter Dimick	Utah	29.0
5.	Ejuan Price	Pittsburgh	27.5

VOLS IN 2016 STAT RANKINGS

TEAM (FBS & SEC)	FBS	SEC	Value
Category			
Rushing Offense	40	8	205.6
Passing Offense	74	7	224.5
Passing Efficiency	30	3	146.55
Total Offense	52	8	430.1
Scoring Offense	25	2	36.5
Rushing Defense	116	13	253.3
Passing Yards Allowed	46	7	211.5
Pass Efficiency Defense	32	7	118.19
Total Defense	98	11	446.7
Scoring Defense	64	9	27.8
Net Punting	23	7	40.16
Punt Return Average	23	5	11.44
Kickoff Return Average	10	2	25.31
Turnover Margin	75	9	-0.09
Sacks	50	5	2.27
Sacks Allowed	60	9	2.00
Tackles for Loss	16	3	7.7

INDIVIDUALS (TOP 50 FBS)

Category	Name	Rk	Value
Fumbles Recovered	Micah Abernathy	3	3
	Dillon Bates	19	2
	Corey Vereen	19	2
Kickoff Returns	Evan Berry	4	32.9
Kickoff Return TDs	Evan Berry	7	1
Total Offense	Joshua Dobbs	36	270.5
Passing Efficiency	Joshua Dobbs	27	147.6
Passing Touchdowns	Joshua Dobbs	16	24
Passing Yds/Comp.	Joshua Dobbs	25	13.54
Passing Yds/Attempt	Joshua Dobbs	30	8.12
Points Responsible	Joshua Dobbs	10	204
Pts Responsible/Gm	Joshua Dobbs	11	18.5
Punt Returns	Alvin Kamara	22	10.2
Punt Return TDs	Marquez Callaway	6	1
Punting	Trevor Daniel	9	44.9
Yards Per Reception	Josh Malone	17	19.24
Receiving TDs	Josh Malone	22	9
	Jauan Jennings	46	7
Total Sacks	Derek Barnett	5	11.0
Sacks/Game	Derek Barnett	5	1.00
Total TFL	Derek Barnett	7	17.0
TFL/Game	Derek Barnett	8	1.5

INDIVIDUALS (TOP 10 SEC)

Category	Name	Rk	Value
All Purpose	Alvin Kamara	5	107.78
Completion Pct.	Joshua Dobbs	5	0.600
Completions/Game	Joshua Dobbs	8	15.55
Fumbles Recovered	Micah Abernathy	1	3
	Dillon Bates	3	2
	Corey Vereen	3	2
Kickoff Returns	Evan Berry	1	32.9
Kickoff Return TDs	Evan Berry	1	1
Total Offense	Joshua Dobbs	5	270.5
Passing Efficiency	Joshua Dobbs	2	147.6
Passing TDs	Joshua Dobbs	1	24
Passing Yards	Joshua Dobbs	4	2,315
Passing Yards/Game	Joshua Dobbs	5	210.5
Passing Yds/Comp.	Joshua Dobbs	4	13.54
Yards/Pass	Joshua Dobbs	4	7.95
Points Responsible	Joshua Dobbs	1	204
Pts Responsible/Game	Joshua Dobbs	1	18.5
Punt Returns	Alvin Kamara	2	10.2
Punt Return TDs	Marquez Callaway	3	1
Punting	Trevor Daniel	3	44.9
Receiving TDs	Josh Malone	2	9
	Jauan Jennings	6	7
Receiving Yards	Josh Malone	6	731
Receiving Yds/Game	Josh Malone	6	66.5
Rushing Touchdowns	Joshua Dobbs	10	9
Total Sacks	Derek Barnett	1	11.0
Sacks/Game	Derek Barnett	1	1.00
Total TFL	Derek Barnett	1	17.0
TFL/Game	Derek Barnett	1	1.5
Yards/Reception	Josh Malone	2	19.24
Total Points	Aaron Medley	6	76



SPOTLIGHT: JOSHUA DOBBS

GOING OUT WITH A BANG

- Vols senior quarterback Joshua Dobbs put on a show in his final game at Neyland Stadium, accounting for five total touchdowns and 413 yards of total offense in a 63-37 win over Missouri.
- Dobbs was 15-of-22 for 223 yards and three touchdowns through the air, while also rushing 10 times for 190 yards and two more scores. It was Dobbs' second consecutive game of 100 yards rushing and the sixth such game of his career.
- Dobbs electrified the crowd with a 70-yard touchdown scamper early in the fourth quarter—the second-longest scoring run of his career.

2ND-MOST TDs AT TENNESSEE

- Dobbs has accounted for 10 total touchdowns over his last two games (six passing, four rushing) and is now tied for second place on UT's career list for touchdowns accounted for.
- This season, Dobbs has accounted for 34 of Tennessee's 54 offensive touchdowns (24 passing, nine rushing, one receiving).

TOUCHDOWNS ACCOUNTED FOR, UT CAREER

1.	101	Peyton Manning	1994-97
2.	81	Joshua Dobbs	2013-pres.
	81	Casey Clausen	2000-03
4.	73	Erik Ainge	2004-07
5.	70	Tyler Bray	2010-12

SEC LEADER: PASS TDs, POINTS

- Dobbs has thrown for a career-best and SEC-leading 24 touchdowns this season.
- He is responsible for 204 Tennessee points this season (24 passing TDs, 9 rushing, 1 receiving). That figure also leads the SEC and ranks 10th in FBS.

SEC QBs: 15 PASS + 10 RUSH TD

- Dobbs needs just one rushing touchdown to become only the third QB in SEC history with 15 passing and 10 rushing touchdowns in multiple seasons. He had 15 passing touchdowns and 11 rushing last season.
- Dobbs would join Heisman Trophy winner Tim Tebow and two-time first team All-SEC selection Dak Prescott as the only quarterbacks to accomplish the feat.

IT'S NOT ROCKET SCIENCE ...

... but it is aerospace engineering. Take a look at Dobbs' class schedule for the Fall 2016 semester:

M/W/F

- 9:05-9:55 – Aerodynamics
- 11:15-12:05 – Astronautics
- 12:20-1:10 – Propulsion

T/Th

- 8:10-9:25 – Professional Topics

MORE ON THE CHARTS

- 11:10-12:25 – Aerospace Design
- Playing out his senior season at Tennessee, Dobbs will depart Rocky Top with his name scattered throughout the program's record book.

MOST TOTAL YARDS IN A TENNESSEE CAREER

1.	11,020	Peyton Manning	1994-97
2.	9,577	Casey Clausen	2000-03
3.	8,558	Joshua Dobbs	2013-pres.
4.	8,473	Erik Ainge	2004-07
5.	7,237	Tyler Bray	2010-12

MOST PASSING YARDS IN A TENNESSEE CAREER

1.	11,201	Peyton Manning	1994-97
2.	9,707	Casey Clausen	2000-03
3.	8,700	Erik Ainge	2004-07
4.	7,444	Tyler Bray	2010-12
5.	6,507	Joshua Dobbs	2013-pres.
6.	6,397	Andy Kelly	1988-91
7.	5,867	Jeff Francis	1985-88
8.	4,592	Tee Martin	1996-99

MOST CAREER PASSING TOUCHDOWNS, UT

1.	189	Peyton Manning	1994-97
2.	75	Casey Clausen	2000-03
3.	72	Erik Ainge	2004-07
4.	69	Tyler Bray	2010-12
5.	50	Joshua Dobbs	2013-pres.

MOST PASSING TDs IN A SEASON, UT

1.	36	Peyton Manning	1997
2.	34	Tyler Bray	2012
3.	31	Erik Ainge	2007
4.	27	Jonathan Crompton	2009
	27	Casey Clausen	2001
6.	25	Heath Shuler	1993
7.	24	Joshua Dobbs	2016
8.	22	Casey Clausen	2001
	22	Peyton Manning	1995
10.	20	Peyton Manning	1996

MOST QB RUSHING YARDS IN A CAREER, UT

1.	1,989	Joshua Dobbs	2013-pres.
2.	1,347	Jimmy Streater	1976-79
3.	966	Condredge Holloway	1972-74

MOST QB RUSHING YARDS IN A SEASON, UT

1.	671	Joshua Dobbs	2015
2.	660	Joshua Dobbs	2016
3.	593	Jimmy Streater	1978
4.	469	Joshua Dobbs	2014

MOST QB RUSHING TDs IN A CAREER, UT

1.	28	Joshua Dobbs	2013-pres.
2.	25	Jimmy Streater	1976-79
3.	16	Tee Martin	1996-99

MOST QB RUSHING TDs IN A SEASON, UT

1.	11	Joshua Dobbs	2015
	11	Heath Shuler	1992
3.	10	Jimmy Streater	1978

SEC ACTIVE LEADERS, CAREER SACKS

Rk	Player	School	Sks
1.	Myles Garrett	Texas A&M	32.5
2.	Derek Barnett	Tennessee	31.0
3.	Jonathan Allen	Alabama	25.0
4.	Marquis Haynes	Ole Miss	23.5
5.	Tim Williams	Alabama	20.0

COMPARED TO THE LEGENDS

- After three steady years of production, junior defensive end Derek Barnett's numbers are on pace to surpass those established by some of Tennessee's most distinct defensive linemen: John Henderson (1998-2001), Leonard Little (1995-97), and Reggie White (1980-83).

HENDERSON, LITTLE, WHITE, & BARNETT

Career	TT	Sks	TFL
Reggie White	293	32.0*	51.0
Leonard Little	182	28.0	53.0* John
Henderson	162	20.5	38.5
Derek Barnett	189	31.0	50.0

* Tennessee career record

JUMPER FOR BURLSWORTH

- Junior linebacker Colton Jumper was selected as a candidate for the 2016 Burlsworth Trophy, which recognizes the most outstanding FBS football player who began his career as a walk-on.
- Jumper has appeared in all 11 games this season for Tennessee, making five starts at middle linebacker and one at weakside linebacker. He currently ranks in a tie for second on the team with 59 total tackles.
- Jumper posted a career-high 11 tackles at Georgia (Oct. 1). He recorded the first interception of his career at Texas A&M (Oct. 8) and the first forced fumble of his career at Georgia (Oct. 1).

TENNESSEE AT NIGHT

- Tennessee is officially 107-58-4 (.645) all-time in night games (those beginning after 6 p.m. local time).
- That record includes a 67-27-2 (.708) record under the lights at Neyland Stadium, a 27-21-2 (.560) record in road night games and a 13-10 (.565) record in neutral-site night games.
- The Vols are 2-1 in night games this season with wins over Appalachian State (Sept. 1) and Virginia Tech (Sept. 10) as well as a loss at South Carolina (Oct. 29).

OFFENSIVE DISPLAY

- In a thrilling, double-overtime loss at No. 8 Texas A&M on Oct. 8, the Tennessee offense exploded for 684 yards of total offense—the most since 2012 and the third-most in program history.

MOST TOTAL OFFENSE, TENNESSEE SINGLE-GAME

718	vs. Troy	Nov. 3, 2012
695	at Kentucky	Nov. 22, 1997
684	at No. 8 Texas A&M	Oct. 8, 2016
665	at Vanderbilt	Nov. 26, 1994

- UT finished with 402 yards through the air and 282 yards on the ground. It was the Vols' first 400-yard passing day since Nov. 10, 2012, when Tyler Bray through for 404 against Missouri. The 282 rushing yards were the most for Tennessee since posting 331 in last season's regular-season finale against Vanderbilt.
- The 684 yards of total offense were the second-most ever recorded by Tennessee in a road game and the most in program history against a ranked opponent.

THE 30-POINT MARK

- Tennessee's loss at Texas A&M on Oct. 8 snapped a streak of 13 consecutive wins when scoring 30 points or more. UT is 6-1 this season after going a perfect 6-0 in 2015 when posting more than 30 points.
- Under Butch Jones, Tennessee is 21-3 when scoring more than 30 points.
- After scoring a season-high 55 points against Tennessee Tech (Nov. 5) and following that effort with 49 points against Kentucky (Nov. 12) and 63 points against Missouri (Nov. 19), the Vols' season scoring average currently sits at 36.5 points per game—the second-best scoring average in the SEC.

KAMARA DAZZLES AT A&M

- Redshirt junior running back Alvin Kamara had the all-around game of his career against then-No. 8 Texas A&M in College Station on Oct. 8, piling up 312 all-purpose yards en route to a new Tennessee single-game record.

SINGLE-GAME LEADERS, ALL-PURPOSE YARDS

Name (Opp. Year)*	Plays	Rush	Rec	KOR	PR	Total
Alvin Kamara (Texas A&M 2016)	30	127	161	16	8	312
Chuck Webb (Mississippi 1989)	35	294	—	—	—	294
Cordarrelle Patterson (Troy 2012)	13	13	219	43	—	275
Willie Gault (Auburn 1982)	16	5	174	23	23	273

- Kamara became only the second Vol in history to record 100 rushing yards and 100 receiving yards in the same game. Jamal Lewis had 128 rushing yards and 105 receiving yards in a 59-31 win over Kentucky in 1997.
- Kamara also became the first SEC player to post a 100/100 performance since Florida's Chris Rainey accomplished the feat against Tennessee in 2011. He was also the first Power 5 player to record 150 receiving yards and 125 rushing yards in the same game in 20 seasons.

FUMBLE!

- Through Tennessee's 11 games this season, a total of 43 fumbles have hit the ground. That total includes 25 fumbles committed by UT and 18 committed by its opponents.
- Tennessee has recovered 23 of those 43 loose balls. The Vols have lost 11 of their 25 fumbles this season and have recovered 12 of their opponents' 18. Those 12 defensive fumble recoveries lead the SEC and rank sixth in FBS.
- Meanwhile, Tennessee's 11 lost fumbles rank 115th of 128 FBS programs and 11th of the SEC's 14 teams.
- The Vols coughed it up a season-high six times at Texas A&M on Oct. 8, losing five.
- Tennessee recovered five fumbles in its win over Virginia Tech in the Battle at Bristol on Sept. 10. That game was the first time Tennessee had forced an opponent into five turnovers since it did so against Western Kentucky on Sept. 7, 2013.

COMEBACK KIDS IN 2016

- In 2016, Tennessee has found itself trailing by double digits in seven of nine games. The Vols have erased that deficit in five of those games.

DEFICITS OVERCOME IN 2016

Opponent	Deficit (Qtr.)	Final Score
Appalachian State*	13-3 (3rd)	W, 20-13 (OT)
vs. Virginia Tech	14-0 (2nd)	W, 45-24
Florida*	21-0 (2nd)	W, 38-28
at Georgia*	17-0 (2nd)	W, 34-31
at Texas A&M*	28-7 (3rd)	L, 38-45 (2OT)

* UT trailed entering 4th quarter

- According to ESPN Stats & Information, Tennessee lost two games last season in which its win

probability reached at least 90 percent. With comeback wins against Appalachian State, Florida and at Georgia, the Volunteers now have three wins this season in which their win probability fell below 10 percent.

OVER A MILLION

- Through 11 games, the Vols have played in front of a nation-leading 1,141,456 total fans.
- That figure includes the record-setting 156,990 fans that packed Bristol Motor Speedway for the Pilot Flying J Battle at Bristol on Sept. 10, as well as UT's six home games (which include a pair of sellouts). Tennessee's total season average is 103,768.
- Tennessee was the first of five programs that have eclipsed the one-million mark this season.

TOTAL SEASON ATTENDANCE, FBS

Includes home, away, and neutral site games

Rk	School	Attendance	Games
1.	Tennessee	1,141,456	11
2.	Michigan	1,083,420	11
3.	Ohio St.	1,039,092	11
4.	Alabama	1,038,876	11
5.	Texas A&M	1,003,856	11

IMPROBABLE HAIL MARY FINISH

- Sophomore wide receiver Jauan Jennings hauled in a 43-yard Hail Mary pass as time expired to give Tennessee a 34-31 win at Georgia on Oct. 1.
- The game-winning touchdown capped a dramatic sequence in which the Vols, having erased an early 17-0 deficit, gave the lead back to Georgia with just 10 seconds remaining after a 47-yard score from quarterback Jacob Eason to wideout Riley Ridley.
- According to ESPN Stats & Information, Tennessee's chances to win fell to a miniscule 0.23 percent after Georgia kicked an extra point to go up 31-28 with 10 seconds left. Before the Hail Mary, Tennessee had a 1.7 percent chance to win, meaning that one play was worth 98.3 percent points in win probability.
- Based on win probability, Tennessee's comeback was the fourth-most improbable win by a Power 5 school in the past 10 seasons:

MOST IMPROBABLE COMEBACKS, LAST 10 YEARS

Based on lowest win probability in game

School	Min. WP	Opponent
2015 Miami	0.08%	Duke
2015 Michigan State	0.19%	Michigan
2015 Georgia Tech	0.19%	Georgia
2016 Tennessee	0.23%	Georgia
2014 Michigan State	0.41%	Baylor

Among Power 5 schools | source: ESPN Stats & Info

JRM OUT FOR SEASON

- Senior linebacker Jalen Reeves-Maybin announced on Oct. 18 that he would be sidelined for the remainder of the 2016 season as he seeks treatment for an injured shoulder.
- Reeves-Maybin owns 240 career tackles—the most of any player on Team 120. He had back-to-back 100-tackle seasons between his sophomore and junior seasons and had recorded 20 total tackles this season prior to his injury.
- The Clarksville, Tennessee, native was a Preseason First Team All-SEC pick and appeared on the preseason watch lists for the Nagurski Trophy, Bednarik Award and Butkus Award.

THIS DAY IN HISTORY

NOVEMBER

26

THE RECORD: 13-4-1
THE STREAK: L1
LAST TIME: L, 7-10 at Kentucky (Lexington) Nov. 26, 2011

1896	W, 30-0	CENTRAL UNIVERSITY
1897	W, 12-0	Bristol Athletic Club
1903	L, 0-24	Alabama (Birmingham, Ala.)
1908	L, 0-4	Alabama (Birmingham, Ala.)
1914	W, 23-6	KENTUCKY STATE
1925	L, 20-23	Kentucky
1931	T, 6-6	Kentucky
1936	W, 7-6	KENTUCKY
1949	W, 26-20	VANDERBILT
1955	W, 20-14	VANDERBILT
1960	W, 35-0	Vanderbilt
1966	W, 28-0	Vanderbilt
1977	W, 42-7	VANDERBILT
1983	W, 34-24	VANDERBILT
1988	W, 14-7	Vanderbilt
1994	W, 65-0	Vanderbilt
2005	W, 27-8	Kentucky
2011	L, 7-10	Kentucky

NOTABLE: On November 26, 1997, Peyton Manning was honored with the Maxwell Award, which is given annually to the nation's top player. In 1997, Manning threw for a Tennessee-record 3,819 yards and 36 touchdowns as the Vols went 11-2 and won the SEC Championship game against Auburn.

FUTURE SCHEDULES

2017

Sept. 4 (Mon.)	vs. Georgia Tech *
Sept. 9	Indiana State
Sept. 16	at Florida
Sept. 23	UMass
Sept. 30	Georgia
Oct. 14	South Carolina
Oct. 21	at Alabama
Oct. 28	at Kentucky
Nov. 4	Southern Miss
Nov. 11	at Missouri
Nov. 18	LSU
Nov. 25	Vanderbilt

2018

Sept. 1	vs. West Virginia †
Sept. 8	ETSU
Sept. 15	UTEP
Nov. 3	Charlotte

2019

Aug. 31	Georgia State
Sept. 14	Chattanooga
Nov. 2	UAB

2020

Sept. 5	Charlotte
---------	-----------

2021

Sept. 4	Bowling Green
Sept. 11	Pittsburgh
Sept. 18	South Alabama

2022

Sept. 3	Ball State
Sept. 10	at Pittsburgh
Sept. 17	Army West Point

* Chick-fil-a Kickoff Game (Mercedes-Benz Stadium; Atlanta)

† Bank of America Stadium; Charlotte

BERRY SIDELINED FOR YEAR

- Head coach Butch Jones announced during the week of the Kentucky game (Nov. 12) that junior defensive back and return specialist Evan Berry will miss the remainder of the season due to injury.
- Over the last two seasons, Berry—a younger brother of former Tennessee standout and current Kansas City Chiefs safety Eric Berry and twin brother to current Vol linebacker Elliott Berry—has established himself as one of the nation's most consistently dangerous kickoff returners.
- At the time of his injury, Berry ranked second in FBS and first in the SEC with an average of 32.9 yards per kickoff return to go along with one kickoff return touchdown.
- Berry has four career kickoff return touchdowns, tied with Tennessee legend Willie Gault for the school record.
- Last season, Evan Berry earned SEC Special Teams Player of the Year honors as well as consensus All-American status after leading the nation and setting a new Tennessee record for single-season kickoff return average (38.3).

CHARTING: K AARON MEDLEY

- Junior Aaron Medley was not called upon in Tennessee's win over Kentucky (Nov. 12), but he did go a perfect 7-for-7 on extra points.
- With 287 career points scored, Medley ranks in a tie for sixth place with Daniel Lincoln (2007-10).

MOST POINTS SCORED IN A CAREER AT UT

1.	371	Jeff Hall (61 FG, 188 PAT)	1995-98
2.	325	James Wilhoit (59 FG, 148 PAT)	2003-06
3.	317	John Becksvoort (52 FG, 161 PAT)	1991-94
4.	314	Fuad Reveiz (71 FG, 101 PAT)	1981-84
5.	296	Aaron Medley (49 FG, 149 PAT)	2014-pres.

- Medley scored the most points by a kicker in school history last season (118) and has made 20-plus field goals in each of his first two seasons on Rocky Top.
- This season, through 11 games, Medley has attempted only 12 field goals. He has converted eight.

POINTS IN 283 CONSECUTIVE

- Tennessee has not been shut out for a span of 283 games dating to a 31-0 loss to Florida on Sept. 17, 1994. It is the fourth-longest active streak in the nation and the eighth-longest streak in college football history.

LONGEST ACTIVE NCAA SCORING STREAKS

#	School	Streak	Last Shutout
1.	Florida	358	Oct. 29, 1988 vs. Auburn (0-16)
2.	TCU	303	Nov. 16, 1991 at Texas (0-32)
3.	Air Force	296	Dec. 31, 1992 vs. Ole Miss (0-13)
4.	Tennessee	283	Sept. 17, 1994 vs. Florida (0-31)

ALL-TIME NCAA SCORING STREAKS

#	School	Streak	Years
1.	Michigan	365	10/27/1984 - 9/6/2014
2.	BYU	361	9/27/1975 - 11/15/2003
3.	Florida	358	11/5/1988 - present
4.	TCU	303	11/23/1991 - present
5.	Air Force	296	8/4/1993 - present
6.	Texas	282	11/29/1980 - 10/02/2004
7.	Wash. St.	280	10/22/1984 - 10/18/2008
8.	Tennessee	283	9/24/1994 - present
9.	Ohio State	282	11/20/1993 - present
10.	Virginia Tech	281	1995-present

TK'S #24 HONORS DOBSON

- Junior safety Todd Kelly Jr. changed his jersey number this offseason to No. 24 in honor of Zaezion Dobson, a Knoxville high school football player who was killed last December while shielding two fellow teenagers from gunfire.
- Dobson, who would have been a junior at Fulton High School this season, was honored with the 2016 Arthur Ashe Courage Award over the summer.
- Kelly, also a Knoxville native who attended the Webb School, had donned the No. 6 prior to this season.

MOST OT GAMES, WINS EVER

- Tennessee's double overtime loss to Texas A&M in College Station (Oct. 8) marked UT's 19th overtime game in program history—the most of any FBS team since the overtime rule was implemented during the 1995-96 bowl season.
- Similarly, the Vols' overtime victory over Appalachian State in Week One marked UT's 12th overtime win in school history—tied for the most among FBS programs since. The win snapped a three-game losing streak in overtime games.
- The Vols are 12-7 in overtime games and their 19 overtime appearances are also tied the most in FBS history.

OVERTIME GAMES, FBS

Team	Total	Wins	Losses	Pct.
Tennessee	19	12	7	.632
Arkansas	18	12	6	.667
TCU	18	8	10	.444
Utah	17	9	8	.529
Oregon	17	9	8	.529
Fresno State	17	7	10	.417
Missouri	16	11	5	.688

HC EXPERIENCE

- Each of Tennessee's four highest-ranking assistant coaches boast Division I head coaching experience.
- Offensive coordinator Mike DeBord and defensive coordinator Bob Shoop have each logged full-time head coaching experience, while special teams coordinator Larry Scott and associate head coach Steve Stripling have each served in interim roles.
- Stripling is 2-0 in his two games as a head coach. He led the 2009 Central Michigan squad to a GMAC Bowl victory and the 2012 Cincinnati team to a win in the Belk Bowl.

UT COORDINATORS WITH HC EXPERIENCE

Mike DeBord (OC)	Central Michigan	2000-03
Bob Shoop (DC)	Columbia	2003-05
Larry Scott (STC)	Miami	2015 (interim)

2016 TEAM AWARDS

Game	Fast & Furious (Offense)	Orange Swarm (Defense)	Volatile (Special Teams)
App State	Josh Malone	Cameron Sutton	Justin Martin
Virginia Tech	Joshua Dobbs	Micah Abernathy	Justin Martin/Elijah Medford
Ohio	Josh Malone	Corey Vereen	Punt Team
Florida	Joshua Dobbs	Derek Barnett	Evan Berry/John Kelly/Trevor Daniel
Georgia	Joshua Dobbs	Corey Vereen	Riley Lovingood/Evan Berry
Tennessee Tech	Joshua Dobbs/John Kelly	Darrell Taylor	Marquez Callaway
Kentucky	Joshua Dobbs/Alvin Kamara	Corey Vereen	Justin Martin/Trevor Daniel
Missouri			

Game	63 Warrior	I Will Give My All
App State	Jalen Hurd/Micah Abernathy	Cortez McDowell/Jauan Jennings
Virginia Tech	Dylan Wiesman/Micah Abernathy	Josh Smith/Jason Croom/Kendal Vickers
Ohio	Alvin Kamara/Danny O'Brien	Baylen Buchanan/Jauan Jennings
Florida	Derek Barnett/Jauan Jennings	Colton Jumper/Josh Smith/Todd Kelly Jr./Chance Hall/Derek Barnett
Georgia	Rashaan Gaulden/Alvin Kamara/Jashon Robertson/Jauan Jennings	Dylan Wiesman/Derek Barnett/Evan Berry
Tennessee Tech	Dimarya Mixon	Kendall Vickers/Offensive Unit
Kentucky	LaTroy Lewis/Coleman Thomas	Alvin Kamara/Kenny Bynum
Missouri		

Game	Offensive Scout Champion	Defensive Scout Champion	Special Teams Scout Champion
App State	Jayson Sparks	Daniel Bituli	Logan Fetzner
Virginia Tech	Joe Keeler	Ja'Quain Blakely	Michael Lacey
Ohio	Michael Lacey	Mykel McDaniel	Will Jumper
Florida	Jayson Sparks	Andrew Butcher	Jaye Rochell
Georgia	Sheriron Jones	Charles Folger	Chip Omer
Tennessee Tech	Michael Lacey	DaJour Maddox	MaLeik Gatewood
Kentucky	Ryan Johnson	Matt Ballard	Devin Williams
Missouri			

INDIVIDUAL HONORS

MICAH ABERNATHY • DB • SO

SEC Defensive Player of the Week (9/12)

DEREK BARNETT • DE • JR

SEC Co-Defensive Lineman of the Week (9/26)

Bednarik Award Player of the Week (9/29)

SEC Defensive Player of the Week (10/3)

SEC Defensive Lineman of the Week (10/17)

SEC Defensive Lineman of the Week (11/21)

JOSHUA DOBBS • QB • SR

Davey O'Brien "Great 8" (9/12)

SEC Offensive Player of the Week (9/26)

Davey O'Brien "Great 8" (9/26)

Maxwell Award Player of the Week (9/29)

Davey O'Brien "Great 8" (10/3)

Davey O'Brien "Great 8" (10/10)

Manning Award Quarterback of the Week (11/24)

Walter Camp Offensive Player of the Week (11/20)

ALVIN KAMARA • RB • RS JR

Paul Hornung Award Honor Roll (10/3)

Paul Hornung Award Honor Roll (10/10)

RILEY LOVINGOOD • LS • RS FR

SEC Co-Special Teams Player of the Week (10/3)

FOUR CAPTAIN 2016 VOLS

- At halftime of the 2016 DISH Orange & White Game, head coach Butch Jones announced full-season captains for the 2016 campaign, naming senior quarterback Joshua Dobbs, redshirt junior tailback Alvin Kamara, senior defensive back Cameron Sutton and senior linebacker Jalen Reeves-Maybin as the formal leaders of Team 120.
- Tennessee has not named season-long captains since 2011 when Tauren Poole, Austin Johnson and Ben Martin were tabbed with the honor.
- During 2012-15 seasons, captains were named on a game-by-game basis. Prior to this season, each of the four players made appearances as team captains at least once in their careers (Dobbs, 18; Reeves-Maybin, 2; Kamara, 1; Sutton, 1).

FIVE GRADUATES ON TEAM 120

- Redshirt senior wideout Jason Croom earned his bachelor's degree in Sociology, graduating at the conclusion of last season (Fall 2015).
- Redshirt senior linebacker Kenny Bynum followed suit that summer, graduating with a degree in Recreation & Sport Management. Bynum is on track to graduate with a master's in Recreation & Sport Management in the Spring of 2017.
- Redshirt senior defensive lineman LaTroy Lewis (Kinesiology) and senior linebacker Jalen Reeves-Maybin (Recreation & Sport Management) each graduated last spring. Reeves-Maybin completed his degree in just three years.
- Redshirt senior defensive lineman Charles Folger is the team's most recent graduate as he completed his bachelor's in Special Education in Summer 2016.

PROGRAM MILESTONES

PROGRAM MILESTONES

VICTORIES

No.	Date	Score	Opponent	Place
1	Oct. 15, 1892	25-0	Maryville	Maryville
50	Oct. 17, 1908	7-0	Kentucky State	Knoxville
100	Nov. 6, 1920	49-0	Transylvania	Knoxville
150	Oct. 27, 1928	26-7	Washington & Lee	Knoxville
200	Oct. 13, 1934	27-0	Mississippi	Knoxville
250	Nov. 16, 1940	41-14	Virginia	Knoxville
300	Oct. 16, 1948	21-6	Alabama	Knoxville
350	Oct. 15, 1955	20-0	Alabama	Birmingham
400	Nov. 9, 1963	26-0	Tulane	New Orleans
450	Oct. 3, 1970	48-3	Army	Knoxville
500	Nov. 22, 1975	17-13	Kentucky	Lexington
550	Nov. 26, 1983	34-24	Vanderbilt	Knoxville
600	Jan. 1, 1990	31-27	Arkansas	Dallas (Cotton)
650	Oct. 7, 1995	49-31	Arkansas	Fayetteville
700	Sept. 2, 2000	19-16	Southern Mississippi	Knoxville
750	Oct. 1, 2005	27-10	Mississippi	Knoxville
800	Aug. 31, 2013	45-0	Austin Peay	Knoxville

Current Total: 828 wins

LOSSES

No.	Date	Score	Opponent	Place
1	Nov. 21, 1891	24-0	Sewanee	Chattanooga
50	Nov. 6, 1909	51-0	Vanderbilt	Nashville
100	Oct. 19, 1935	25-0	Alabama	Knoxville
150	Sept. 27, 1958	13-0	Auburn	Birmingham
200	Dec. 29, 1973	28-19	Texas Tech	Jacksonville (Gator)
250	Oct. 13, 1984	43-30	Florida	Knoxville
300	Dec. 31, 2002	30-3	Maryland	Atlanta (Peach)
350	Oct. 13, 2012	41-31	Mississippi State	Starkville

Current Total: 374 losses



ALL-TIME WINS (FBS PROGRAMS)

No.	Team	Won	Lost	Tied	Pct.	Games
1.	Michigan	935	332	36	.731	1303
2.	Notre Dame	896	320	42	.729	1258
3.	Texas	891	359	33	.707	1283
4.	Nebraska	889	370	40	.700	1299
5.	Ohio State	885	321	53	.724	1259
6.	Alabama	875	326	43	.721	1244
7.	Oklahoma	870	321	53	.721	1244
8.	Penn State	865	384	42	.687	1290
9.	Tennessee	828	374	53	.681	1255
10.	USC	821	336	54	.700	1211
11.	Georgia	794	417	54	.649	1265
12.	LSU	776	408	47	.649	1231
13.	Auburn	749	430	47	.630	1226
14.	West Virginia	735	484	45	.599	1264
15.	Virginia Tech	726	460	46	.607	1233

*After Week 12



NEYLAND STADIUM | SHIELDS-WATKINS FIELD



CAPACITY: **102,455**

460-124-17 OVERALL RECORD IN 95 YEARS AT NEYLAND STADIUM

21 YEARS WITH 100K +

- The Vols have seen at least one home crowd of 100,000 plus in each of its last 21 seasons, including two sellouts in 2016 (vs. Florida, Sept. 24; vs. Alabama, Oct. 15).
- Since 2010, Tennessee has enjoyed 14 home sellouts, including four during the 2014 season.

HOME SELLOUTS SINCE 2010

Oct. 15, 2016	#1 Alabama	L, 10-49
Sept. 24, 2016	#19 Florida	W, 38-28
Sept. 12, 2015	#19 Oklahoma	L, 24-31 (2OT)
Oct. 10, 2015	#19 Georgia	W, 38-31
Aug. 31, 2014	Utah State	W, 38-7
Oct. 4, 2014	Florida	L, 9-10
Oct. 25, 2014	#4 Alabama	L, 20-34
Nov. 15, 2014	Kentucky	W, 50-16
Oct. 5, 2013	#6 Georgia	L, 31-34 (OT)
Nov. 9, 2013	#7 Auburn	L, 23-55
Sept. 15, 2012	#18 Florida	L, 20-37
Oct. 20, 2012	#1 Alabama	L, 13-44
Oct. 8, 2011	Georgia	L, 12-20
Oct. 23, 2010	#8 Alabama	L, 10-41

TOP 10 ATTENDANCE IN 2016

- Tennessee ranks sixth in FBS in average attendance, having drawn 100,968 fans to Neyland Stadium per game in 2016.
- That average represents 98.5 percent of Neyland Stadium's capacity (102,455).

2016 AVERAGE HOME ATTENDANCE LEADERS

1. Michigan	110,468	4. Texas A&M	101,743
2. Ohio State	106,817	5. LSU	101,231
3. Alabama	101,821	6. Tennessee	100,968

2016 TOTAL HOME ATTENDANCE LEADERS

1. Michigan	883,741	5. Ohio State	640,899
2. LSU	708,618	6. Nebraska	631,402
3. Tennessee	706,776	7. Alabama	610,926
4. Auburn	695,498	8. Texas A&M	610,457

NEYLAND STADIUM TURNS 95

- Tennessee celebrated the 95th anniversary of its first game at Neyland Stadium with a 38-28 win over Florida on Sept. 24, 2016.
- The Vols defeated Emory & Henry, 27-0, in the venue's opener on Sept. 24, 1921. On opening day, the new stadium had 3,200 seats in 17 rows on the west side of the field.

THE GENERAL

THE PROVERBIAL YARDSTICK

One of the greatest coaches in the history of the game of football, **Gen. Robert Reese Neyland** is still, and will most likely always be, the yardstick by which all Tennessee football coaches are measured. For 21 years, he led the Big Orange to win after win and championship after championship. His 173 wins, seven conference titles and four national championships set the bar at one of the nation's finest football institutions.

According to UT legend **Gus Manning**, no one summed up Neyland and his coaching ability better than **Wallace Wade**: "He could take his and beat yours or take yours and beat his." -- Wallace Wade, Alabama and Duke head coach and Neyland rival.

NEYLAND'S MAXIMS OF FOOTBALL

1. The team that makes the fewest mistakes will win.
2. Play for and make the breaks and when one comes your way -- SCORE.
3. If at first the game or the breaks go against you, don't let up -- put on more steam.
4. Protect our kickers, our QB, our lead and our ball game.
5. Ball, oskie, cover, block, cut and slice, pursue and gang tackle -- for this is the WINNING EDGE.
6. Press the kicking game. Here is where the breaks are made.
7. Carry the fight to our opponent and keep it there for 60 minutes.

WINNING AT HOME

1. Ga. Southern: Paulson Stadium (1984)	188-35	.843
2. Marshall: Joan C. Edwards Stadium (1991)	151-29	.839
3. Boise State: Albertsons Stadium (1970)	254-53	.827
4. Alabama: Bryant-Denny Stadium (1929)	251-53-3	.822
5. Oklahoma: Oklahoma Memorial Stadium (1923)	384-85-15	.809
6. Penn State: Beaver Stadium (1960)	277-72	.794
7. Auburn: Jordan-Hare Stadium (1939)	312-81-7	.789
8. Ohio State: Ohio Stadium (1922)	428-111-20	.784
9. Tennessee: Neyland Stadium (1921)	460-124-17	.780
10. Baylor: McLane Stadium (2014)	14-4	.778

LARGEST CFB STADIUMS

1. Michigan Stadium (Michigan)	107,601
2. Beaver Stadium (Penn State)	106,572
3. Ohio Stadium (Ohio State)	104,944
4. Kyle Field (Texas A&M)	102,733
5. Neyland Stadium (Tennessee)	102,455
6. Tiger Stadium (LSU)	102,321
7. Bryant-Denny Stadium (Alabama)	101,821
8. Darrell K. Royal Mem. Stadium (Texas)	100,119
9. Los Angeles Memorial Coliseum (USC)	93,607
10. Sanford Stadium (Georgia)	92,746

WHAT THEY'RE SAYING...

"The big games I played in Neyland Stadium are right up there with the Super Bowl. It is still one of the most electric atmospheres I have ever experienced, and the passion of the fans is what makes the difference."

- **Peyton Manning, Former Vol and NFL QB**

"It is a remarkable experience. It starts with the Vol Walk down to the stadium, and the energy just builds and builds until you run through the 'T' for kickoff."

- **Jerod Mayo, Former Vol and NFL LB**

"Don't know if it is the stadium on the water, a bright orange I can even see or the 100,000+ die-hard fans but Tennessee is definitely one of my top-5 spots in college football. Neyland and Tennessee, you far exceeded my expectations."

- **Brock Huard, ESPN/SEC Network game analyst**

"The noise was a constant, oppressive force. I could literally feel it on my skin. But these fans weren't just loud on the first drive. Or just on 3rd down. Or just in the fourth quarter. It was every, single, play."

- **Ty Darlington, Oklahoma center (2015)**

"Last year when we went to play Tennessee in Neyland Stadium, that was probably the best game experience I've had and probably will ever have. That's a different type of loud. I can't even describe it. It was unbelievable."

- **Baker Mayfield, Oklahoma quarterback (2015)**

"It's got to be Tennessee! That night in that stadium with the orange and Rocky Top -- that's my favorite!"

- **Lee Corso, ESPN College Football Analyst**

2016 SEC STANDINGS

EASTERN DIVISION

	SEC	Pct.	PF	PA	Overall	Pct.	PF	PA	Home	Away	Neutral	vs. Div.	Top 25	Top 10	Streak
*Florida	6-2	.750	196	123	8-2	.800	252	130	5-0	2-2	1-0	5-1	1-1	0-0	W2
Tennessee	4-3	.571	253	250	8-3	.727	401	306	6-1	2-1	1-0	4-1	2-2	0-2	W3
Georgia	4-4	.500	167	192	7-4	.636	261	261	3-2	3-1	1-1	3-3	2-3	1-0	W3
Kentucky	4-4	.500	185	237	6-5	.545	331	336	5-2	1-3	0-0	3-3	0-3	0-1	W1
South Carolina	3-5	.375	126	168	6-5	.545	224	242	5-2	1-3	0-0	3-3	1-2	0-1	W1
Vanderbilt	2-5	.286	117	128	5-6	.455	237	237	3-2	2-4	0-0	1-4	0-2	0-0	W1
Missouri	1-6	.143	153	256	3-8	.273	349	354	3-3	0-5	0-0	1-5	0-2	0-0	L1

WESTERN DIVISION

	SEC	Pct.	PF	PA	Overall	Pct.	PF	PA	Home	Away	Neutral	vs. Div.	Top 25	Top 10	Streak
#Alabama	7-0	1.000	274	106	11-0	1.000	443	125	6-0	4-0	1-0	5-0	6-0	2-0	W11
Auburn	5-2	.714	198	117	8-3	.727	375	157	6-2	2-1	0-0	4-1	2-2	0-1	W1
LSU	4-3	.571	164	102	6-4	.600	257	141	5-2	1-1	0-1	3-2	2-2	0-1	L1
Texas A&M	4-3	.571	213	188	8-3	.727	386	232	5-1	2-2	1-0	2-3	3-1	1-1	W1
Arkansas	3-4	.429	190	270	7-4	.636	346	341	5-2	2-1	0-1	2-4	3-4	1-1	W1
Ole Miss	2-5	.286	214	240	5-6	.455	371	353	4-2	1-3	0-1	1-4	2-5	1-2	L1
Mississippi State	2-5	.286	179	252	4-7	.364	323	377	3-3	1-4	0-0	1-4	1-2	1-1	L2

- Western Division Champion

^ - Eastern Division Champion

THIS WEEK IN THE SEC

Thursday, Nov. 24

LSU at Texas A&M (ESPN) 7:30 p.m. ET

Friday, Nov. 25

Arkansas at Missouri (CBS) 2:30 p.m. ET

Saturday, Nov. 26

Georgia Tech at Georgia (SECN) 12:00 p.m. ET

Kentucky at Louisville (ESPN) 12:00 p.m. ET

Mississippi State at Ole Miss (SECN) 3:30 p.m. ET

Auburn at Alabama (CBS) 3:30 p.m. ET

Tennessee at Vanderbilt (SECN) 7:30 p.m. ET

South Carolina at Clemson (ESPN) 7:30 p.m. ET

Florida at Florida State (ABC) 8:00 p.m. ET

TOP 25 AND COLLEGE FOOTBALL PLAYOFF POLLS (WEEK 13)

ASSOCIATED PRESS

1 Alabama	1,525
2 Ohio State	1,452
3 Michigan	1,370
4 Clemson	1,347
5 Wisconsin	1,256
6 Washington	1,220
7 Oklahoma	1,198
8 Penn State	1,091
9 Colorado	997
10 Oklahoma State	868
11 Louisville	830
12 USC	811
13 Florida	703
14 Western Michigan	701
15 Florida State	661
16 Auburn	613
17 Nebraska	593
18 Houston	490
19 West Virginia	448
20 Boise State	389
21 Utah	280
22 Texas A&M	253
23 Washington State	186
24 Tennessee	133
25 LSU	84

Others receiving votes:

Stanford 81, Virginia Tech 77, Navy 62, North Carolina 55, Pittsburgh 24, South Florida 24, Arkansas 10, Iowa 7, Troy 6, Minnesota 5, Temple 1, Wyoming 1

Bold: UT and teams on UT '16 schedule.

USA TODAY COACHES

1 Alabama	1,575
2 Ohio State	1,482
3 Clemson	1,420
4 Michigan	1,404
5 Washington	1,297
6 Wisconsin	1,279
7 Oklahoma	1,215
8 Penn State	1,077
9 Colorado	1,052
10 Oklahoma State	947
11 Louisville	864
12 Southern California	774
13 Florida	744
14 Florida State	735
15 Nebraska	719
16 Auburn	663
17 West Virginia	489
18 Western Michigan	448
19 Boise State	414
20 Utah	374
21 Houston	349
22 Texas A&M	315
23 Washington State	132
24 Tennessee	129
25 North Carolina	118

Others receiving votes:

Virginia Tech 101; Stanford 96; LSU 90; Navy 82; South Florida 46; Minnesota 11; Arkansas 10; Pittsburgh 8; San Diego State 7; Wyoming 6; Tulsa 1; Iowa 1; Miami (Fla.) 1.

CFP POLL (WEEK 12)

1 Alabama	10-0
2 Ohio State	9-1
3 Michigan	9-1
4 Clemson	9-1
5 Louisville	9-1
6 Washington	9-1
7 Wisconsin	8-2
8 Penn State	8-2
9 Oklahoma	8-2
10 Colorado	8-2
11 Oklahoma State	8-2
12 Utah	8-2
13 USC	7-3
14 West Virginia	8-1
15 Auburn	7-3
16 LSU	6-3
17 Florida State	7-3
18 Nebraska	8-2
19 Tennessee	7-3
20 Boise State	9-1
21 Western Michigan	10-0
22 Washington State	8-2
23 Florida	7-2
24 Stanford	7-3
25 Texas A&M	7-3

2016 SEC BOWL TIE-INS

Independence Bowl (ACC vs. SEC)

Dec. 26 ESPN2 5 p.m. Shreveport, La.

Texas Bowl (Big 12 vs. SEC)

Dec. 28 ESPN 9 p.m. Houston, Texas

Belk Bowl

Dec. 29 ESPN 5:30 p.m. Charlotte, N.C.

Birmingham Bowl (Amer. vs. SEC)

Dec. 29 ESPN 2 p.m. Birmingham, Ala.

Liberty Bowl (Big 12 vs. SEC)

Dec. 30 ESPN 12 p.m. Memphis, Tenn.

Music City Bowl (ACC/Big 10 vs. SEC)

Dec. 30 ESPN 3:30 p.m. Nashville, Tenn.

Citrus Bowl (Big 10 vs. SEC)

Dec. 31 ABC 11 a.m. Orlando, Fla.

TaxSlayer Bowl (ACC/Big 10 vs. SEC)

Dec. 31 ESPN 11 a.m. Jacksonville, Fla.

Outback Bowl (Big 10 vs. SEC)

Jan. 2 ABC 1:00 p.m. Tampa, Fla.

COLLEGE FOOTBALL PLAYOFF GAMES

Orange Bowl (New Year's Six)

Dec. 30 ESPN 8 p.m. Miami Gardens, Fla.

Fiesta Bowl (Semifinal)

Dec. 31 ESPN 3/7 p.m. Glendale, Ariz.

Peach Bowl (Semifinal)

Dec. 31 ESPN 3/7 p.m. Atlanta, Ga.

Cotton Bowl (New Year's Six)

Jan. 2 ESPN 1 p.m. Arlington, TX

Rose Bowl (Big Ten vs. Pac 12)

Jan. 2 ESPN 5 p.m. Pasadena, Calif.

Sugar Bowl (SEC vs. Big 12)

Jan. 2 ESPN 8:30 p.m. New Orleans, La.

College Football Championship Game

Jan. 9 ESPN 8:30 p.m. Tampa, Fla.

* Games to be determined by CFP Selection Committee on Dec. 6.

PLAYER NOTES

#3 MICAH ABERNATHY

DB, 6-0, 195, So., Atlanta, Ga.

2016

- Has played in 10 games this season, starting eight at safety, and has played on special teams
- Set new career highs with 12 tackle and one interception in win vs. Missouri (11/19). Intercepted pass from Drew Lock and returned it 26 yards.
- Recorded a career-high 10 tackles (nine solo) against Kentucky (11/12) and had one TFL
- Made two tackles, including one TFL and had one pass breakup vs. Tennessee Tech (11/5)
- Had four tackles against Alabama (10/15)
- Came off the bench at Texas A&M (10/8) and posted two solo tackles
- Recorded career-high nine tackles (four solo) and had two kick returns for 45 yards (long 23) in comeback win at #25/20 Georgia (10/1)
- Talled three tackles (two solo) and one pass breakup in win vs. #19/16 Florida (9/24)
- Made five tackles and returned three kickoffs for 63 yards (21.0 avg) vs. Ohio (9/17)
- Named SEC Defensive Player of the Week (9/12) after recording three solo tackles and setting a new Tennessee record with three fumbles recovered against Virginia Tech (9/10) in the Pilot Flying J Battle at Bristol
- Tied for second in nation in 2016 with three fumbles recovered
- His three fumble recoveries vs. VT resulted in 14 points for the Vols. He recovered a fumble by Virginia Tech quarterback Jerod Evans at the VT 5-yard line at the beginning of the second quarter and the Vols scored on a TD pass from Joshua Dobbs to Juan Jennings on the ensuing possession to pull to within 14-7. Abernathy's second fumble recovery was early in the fourth quarter and halted a 10-play, 45-yard Virginia Tech drive. On the Vols' following possession, Abernathy recovered a VT fumble while playing punt coverage, grabbing the loose ball at the VT 43-yard line. Tennessee turned his third fumble recovery into a 27-yard Dobbs TD run and a 38-17 Tennessee lead.
- Made first career start and recorded career-highs of eight tackles and one TFL vs. Appalachian State (9/1)

2015

- Saw time at nickelback as a true freshman
- Contributor on special teams, blocking for Evan Berry and reserve kickoff return man
- Had his black stripe removed on Aug. 25
- Played in 12 games in 2015, making nine tackles
- Returned four kickoffs for 69 yards on the season
- Recorded career-high three tackles vs. Northwestern (1/1)
- Had three kickoff returns for 42 yards in win vs. Vanderbilt (11/28), also made one tackle on defense
- Made one tackle in each of the last three games
- First kickoff return came vs. Western Carolina (9/19) for 27 yards
- One of 15 true freshman to make college debut vs. Bowling Green (9/5), made first college tackle

HIGH SCHOOL/PERSONAL

- Consensus 4-star recruit out of Greater Atlanta Christian
- Selected to 2015 Under Armour All-America Game, becoming first from GAC to play in the game
- Played both CB and RB in high school
- 2014 Atlanta Journal-Constitution & Gwinnett Daily Post Offensive Player Of the Year
- Leading rusher in Gwinnett County in 2014 with 1,526 yards and 20 rushing touchdowns
- Late grandfather Ralph David Abernathy Sr. was a leader in the American Civil Rights movement and a close friend of Dr. Martin Luther King Jr.
- Son of former Georgia Senator, Ralph David Abernathy III
- Older brother Ralph David IV played for the Vols as a graduate student in 2015 following a four-year career at Cincinnati (2011-14)

>> Full profile on Media Guide Page 38

CAREER STATS

Defense	GP/GS	UT	AT	TT	Sack	TFL	FF	FR	PD	Int	High Tk
2015	12/0	7	2	9	0-0	0-0	0	0	2	0-0	3-NU
2016	10/8	43	15	58	0-0	3-6	0	3	4	1-26	12-MU
Totals	22/8	50	17	67	0-0	3-6	0	3	6	1-26	10-UK

Kick Returns	GP/GS	No	Yds	Avg	Per/G	TD	Long	High Yd
2015	12/0	4	69	17.3	6.3	0	27-WCU	42-VU
2016	9/7	5	108	21.6	10.8	0	26-Ohio	63-Ohio
Totals	22/8	9	177	19.7	8.0	0	27-WCU	63-Ohio

CAREER HIGHS

Tackles	12 vs. Missouri, 11/19/16
Interceptions	1 vs. Missouri, 11/19/16
Fumbles Recovered	3 vs. Virginia Tech, 9/10/16 (school record)
Passes Defended	2 vs. Missouri, 11/19/16
Kickoff Returns	3 vs. Vanderbilt, 11/28/15, vs. Ohio, 9/17/16
Kickoff Return Yards	63 vs. Ohio, 9/17/16

2015 Opp.	U-A-T, Other/KR	2015 Opp.	U-A-T, Other /KR
vs. B. Green	1-0-1, pbu	at Kentucky	1-0-1, pbu
Oklahoma	0-0-0	So. Carolina	0-0-0
W. Carolina	0-1-1 / 1-27 KR	No. Texas	1-0-1
at Florida	DNP	at Missouri	1-0-1
Arkansas	0-0-0	Vanderbilt	1-0-1 / 3-42-0 KR, 26
Georgia	0-0-0	vs. Nwestrn	2-1-3
at Alabama	0-0-0		

2016 Opp.	U-A-T, Other/KR
App State	7-1-8, 1-1 tfl, 1 pbu
vs. V. Tech	3-0-3, 3 FR
Ohio	3-2-5 / 3-63-0 KR, 26
Florida	2-1-3, 1 pbu
at Georgia	4-5-9 / 2-45-0 KR, 23
at Texas A&M	2-0-2
Alabama	4-0-4
Tenn Tech	2-0-2, 1-1 tfl, 1 pbu
Kentucky	9-1-10, 1-4 tfl
Missouri	7-5-12, 1-26 int, 1 pbu

#9 DEREK BARNETT

DE, 6-3, 265, Jr., Nashville, Tenn.

- Named a Semifinalist for the 22nd Chuck Bednarik Award (10/31)
- 2016 Nagurski, Bednarik, Hendricks Awards Watch Lists
- 2016 Preseason Coaches All-SEC First Team
- 2016 Preseason Media All-SEC First Team
- 2016 Lindy's Sports, Sporting News Preseason Second Team All-American
- 2016 Athlon Sports Preseason First Team All-SEC
- 2016 Lindy's Sports Preseason First Team All-SEC
- 2015-16 Associated Press All-Bowl Team
- 2015-16 ESPN All-SEC Bowl Team
- 2015 All-SEC Coaches Second Team
- 2015 Nagurski, Bednarik, Hendricks Awards Watch Lists
- 2015 Preseason All-SEC Second Team by AP & Coaches
- 2015 Athlon Preseason Second Team All-American
- 2014 ESPN, FWAA, 247Sports, Scout, Sporting News Freshman All-American
- 2014 All-SEC Associated Press Second Team
- 2014 All-SEC Coaches Second Team
- 2014 Freshman All-SEC Team
- 2014 Grantland National Rookie Of Year
- Tied for sixth in the nation and ranks first in the SEC with 10.0 sacks (all in SEC play) in 2016
- His 17.0 TFLs are tied for seventh in the nation and lead the SEC
- Had 10.0 sacks in 2014, 10.0 in 2015 making him the first Vol to reach 20 sacks in first two seasons
- Is the first Vol to have three seasons with 10.0 sacks or more
- Ranks second in career sacks in Tennessee history with 31.0, which is also second among all active FBS players
- Ranks third in career TFL at Tennessee with 50.0
- Has seven multi-sack games in his career - Tennessee is 5-2 in those games

2016

- SEC Defensive Lineman of the Week (11/21)
- Recorded six tackles, 1.0 sack and one QB hurry in win over Missouri (11/19). Set new career high with 11.0 sacks on the season and now has 31.0 for his career, one away from the school record.
- Recorded the 30th sack of his career in win over Kentucky (11/12), finishing with five tackles and 1.5 TFL and one QB hurry
- Had one tackle vs. Tennessee Tech (11/5), playing only in the first half of a 55-0 UT win as reserves played for the majority of the game
- Named a Semifinalist for the 22nd Chuck Bednarik Award (10/31)
- Matched career high with three sacks at South Carolina (10/29) and also had four tackles, three TFLs and two

QB hurries. Reached 29.0 career sacks, passing Leonard Little (28.0 from 1995-97) for second-most in Tennessee history.

- SEC Defensive Lineman of the Week (10/17)
 - Against No. 1/1 Alabama (10/15) recorded three tackles, 1.0 sack, 2.0 TFLs, one forced fumble and one interception. His strip sack of Jalen Hurts in the second quarter as the 26th sack of his career, moving him into sole possession of third place on UT's all-time sack list. Also recorded first interception of career.
 - Had six tackles and one sack (the 25th of his career) and two QB hurries at No. 8/7 Texas A&M (10/8). Tied Jonathan Brown (25.0 sacks, 1994-97) for third-most in Tennessee history. QB hurry on second play of game forced A&M quarterback Trevor Knight to throw an interception to Todd Kelly Jr. Had impressive pass deflection when dropped back in coverage in second quarter.
 - SEC Defensive Player of the Week (10/3)
 - Recorded two sacks in the second half, including a strip sack in the end zone, to spark defense in comeback win at Georgia (10/1). Finished the game with five tackles (three solo) with two sacks (sixth multi-sack game of career) and 2.5 TFLs for 15 yards. Moved into fourth place in UT history at 24.0 career sacks. Also move to third on UT's all-time list at 41.5 career TFLs.
 - Both of his sacks at Georgia (10/1) came at key moments. Georgia's opening drive of the third quarter halted at midfield when Barnett broke through the offensive line for a nine-yard sack. With 2:56 remaining in the game and the Vols down 24-21, Barnett sacked Jacob Eason on 2nd-and-11 in the UGA end zone and stripped the ball, which was recovered a split second later by teammate Corey Vereen to give the Vols their first lead of the game.
 - Chuck Bednarik Award Player of the Week (9/29)
 - SEC Co-Defensive Lineman of the Week (9/26)
 - Both of his sacks vs. Florida (9/24) (fifth multi-sack game of his career) came on third downs. Recorded the 21st sack of his career, bringing Austin Appleby down for a one-yard sack late in the third quarter on a 3rd-and-10. Barnett made the 22nd sack of his career in the fourth quarter on 3rd-and-6 at the UF 24 to force a punt.
 - Sparked Tennessee's defense in the second half of comeback win vs. Florida (9/24), making two sacks after halftime and finishing with five tackles (three solo) and one pass deflection. Moved into fifth place in UT history in both career sacks (22) and TFLs (39).
 - Had five tackles, one TFL, two QB hurries vs. Ohio (9/17)
 - Made seven tackles with one TFL, one QB hurry vs. Appalachian State (9/1)
- ### 2015
- Started all 13 games in 2015 at right defensive end, third on Vols in tackles (69) with team-best 10.0 sacks and 12.5 TFLs (second on the team)
 - Tied for second in SEC in sacks with 10.0, which is tied for seventh-most in a season in Tennessee history
 - Had at least one sack in five consecutive games (six sacks) from Oct. 10-Nov. 14
 - Eight sacks in eight-game span from Oct. 10-Nov. 28
 - 35 tackles over final six games of 2015
 - Had eight tackles, one sack and one forced fumble against Northwestern (1/1) in the Outback Bowl
 - Closed regular-season with two sacks as part of five tackles vs. Vanderbilt (11/28); posted first-career safety on a 5-yard sack for Vols first safety since Aug. 31, 2012
 - Five tackles in win at Missouri (11/21)
 - Sack for fifth game in a row vs. North Texas (11/14)
 - Eight tackles, 2.0 TFLs and a sack vs. S. Carolina (11/7)
 - Seven tackles, including two sacks for two TFLs at Kentucky (10/31)
 - Two tackles with a 5-yard sack at #8 Alabama (10/24)
 - Posted 100th career tackle as part of seven tackles, with a 6-yard sack in win over #19 Georgia (10/10)
 - Three tackles vs. Arkansas (10/3)
 - Three stops with one TFL at Florida (9/26)
 - Career high 15 tackles, including 1.5 TFLs and sack vs. #19 Oklahoma (9/12)
 - Opened 2015 with four tackles vs. Bowling Green (9/5)
- ### 2014
- In 2014, set UT record for most TFLs (20.5) and most sacks (10.0) by a true freshman in history
 - Twice posted Tennessee record for sacks in a game

by a true freshman with three: with at #3 Ole Miss (10/18/14) and at South Carolina (11/1/14)

- With 20.5 TFLs, ranks fifth on all-time single season list in UT history, most since John Henderson (21 in 2000)
- Led the SEC with 18 TFLs in conference games, the next closest was teammate Curt Maggitt (12)
- Tied for first in the SEC, tied for sixth in NCAA in TFLs per game (1.6); second in the SEC in TFLs (20.5); tied for 16th in NCAA and tied for fourth in SEC in sacks (10.0)
- Became first true freshman to start season opener on defensive line in Tennessee history vs. Utah State
- Led all true freshman in the SEC in tackles with 72
- 72 tackles ranked as third highest total tackles by a true freshman in UT history (No. 1 Eric Berry with 86 in 2007)

>> Full profile on Media Guide Page 39

CAREER STATS

Defense	GP	GS	UT	AT	TT	Sack	TFL	FF	FR	QBH	Int	High Tk
2014	13	10	47	25	72	10-52	20.5-79	0	1	8	0	10-Miss.
2015	13	13	44	25	69	10-51	12.5-54	1	1	7	0	15-OU
2016	11	11	33	15	48	11-66	17.0-88	2	0	9	1	7-AS
Totals	37/34	124	65	189	31-176	50.0-221	3	2	24	1	15-OU	

CAREER HIGHS

Tackles	15 vs. Oklahoma, 9/12/15
Tackles For Loss	4 at Ole Miss, 10/18/14 & vs. Kentucky, 11/15/14
Sacks	3, 3x, at Ole Miss, 10/18/14, at South Carolina, 11/1/14 at South Carolina, 10/29/16
Fumbles Forced	1 vs. Northwestern, 1/1/16 & at Georgia 10/1/16
Fumble Recovery	1 vs. Chattanooga, 10/11/14 & W. Carolina, 9/19/15
Double-Figure Tackle Games	2, 2x, last 15 vs. Oklahoma, 9/12/15
QB Hurries	2, 6x, last at South Carolina, 10/30/16
Interceptions	1 vs. Alabama, 10/15/16

CAREER GAME-BY-GAME

2014 Opp.	U-A-T, Other	2015 Opp.	U-A-T, Other
Utah State	1-2-3, qh	vs. B. Green	3-1-4, pbu, qh
Ark. State	3-0-3, 1-1 tfl	Oklahoma	7-8-15, 1-2 sk, 1.5-2 tfl
at Oklahoma	2-3-5, 1-1 tfl, qh	W. Carolina	0-0-0, fr
at Georgia	7-1-8, 1-1 tfl	at Florida	1-2-3, 1-2 tfl, qh
Florida	5-1-6, 1-10 sk, 2-15 tfl	Arkansas	2-1-3, qh
Chattanooga	1-2-3, 0.5-1 tfl, 1-0 fr	Georgia	5-2-7, 1-6 sk, 1-6 tfl, qh
at Ole Miss	6-4-10, 3-7 sk, 4-10 tfl	at Alabama	2-0-2, 1-5 sk, 1-5 tfl
Alabama	4-2-6, 1.5-7 tfl	at Kentucky	4-3-7, 2-7 sk, 2-7 tfl
at S. Carolina	4-1-5, 3-18 sk, 3-18 tfl, 2 qh	S. Carolina	7-1-8, 1-8 sk, 2-9 tfl, qh
Kentucky	4-3-7, 4-13 tfl, 2-9 sk	No. Texas	2-0-2, 1-7 sk, 1-7 tfl
Missouri	4-4-8, 0.5-1 tfl, 2 qh	at Missouri	2-3-5
at Vanderbilt	4-1-5, 1-8 sk, 2-11 tfl	Vanderbilt	3-2-5, 2-9 sk, 2-9 tfl, 2qh
vs Iowa	2-1-3, 1 qh	vs. Nwstern	6-2-8, 1-7 sk, 1-7 tfl, 1ff

2016 Opp. U-A-T, Other

App State	3-4-7, 1-4 tfl, qh
vs. V. Tech	0-1-1, 1-1 tfl
Ohio	4-1-5, 1-2 tfl, qh
Florida	3-2-5, 2-6 sk, 3-8 tfl, 1 pbu
at Georgia	3-2-5, 2-14 sk, 2.5-15 tfl, 1 ff
at Texas A&M	4-2-6, 1-9 sk, 1-9 tfl, 2 qh, 1 pbu
Alabama	3-0-3, 1-14 sk, 2-17 tfl, 1 ff, 1-7 int
at S. Carolina	4-0-4, 3-16 sk, 3-16 tfl, 2 qh
Tenn. Tech	1-0-1
Kentucky	4-1-5, 1-7 sk, 1.5-9 tfl, 1 qh
Missouri	3-3-6, 1-7 sk, 1-7 tfl, 1 qh

ON THE TENNESSEE CHARTS

Sacks - Career

1.	32.0	Reggie White	1980-83
2.	31.0	Derek Barnett	2014-Pres.
3.	28.0	Leonard Little	1995-97
4.	25.0	Jonathan Brown	1994-97
5.	22.5	Todd Kelly	1989-92
6.	21.0	Parys Haralson	2002-05
7.	20.5	John Henderson	1998-2001
	20.5	James Wilson	1989-93
9.	20.0	Steve White	1992-95

Sacks - Season

1.	15.0	Reggie White	1983
2.	13.5	Jonathan Brown	1997
3.	12.0	John Henderson	2000
4.	11.0	Derek Barnett	2016
	11.0	Curt Maggitt	2014
	11.0	Leonard Little	1995
	11.0	Todd Kelly	1992
8.	10.0	Derek Barnett	2015
	10.0	Derek Barnett	2014
	10.0	Ronnie McCartney	1975

Tackles For Loss - Career

1.	53.0	Leonard Little (28 sacks, 25 TFL)	1995-97
2.	51.0	Reggie White (32 sacks, 19 TFL)	1980-83
3.	50.0	Derek Barnett (31 sacks, 19 TFL)	2014-Pres.

4.	40.0	Eric Westmoreland (6 sacks, 32 TFL)	1996, 98-00
5.	39.5	Dale Jones (15.5 sacks, 24 TFL)	1983-86

Tackles For Loss - Season

1.	25.0	Leonard Little	1995
2.	24.0	Reggie White	1983
3.	21.0	John Henderson	2000
	21.0	Todd Kelly	1992
5.	20.5	Derek Barnett	2014

Tackles For Loss By Freshman - Season

1.	20.5	Derek Barnett	2014
2.	7.0	Billy Ratliff	1996-RS
	7.0	Dale Jones	1983-RS

Sacks By True Freshman - Season

1.	10.0	Derek Barnett	2014
2.	4.0	Ricky Holt	1981

Tackles By True Freshman - Season

1.	86	Eric Berry	2007
2.	80	A.J. Johnson	2011
3.	72	Derek Barnett	2014
4.	65	Jonathan Hefney	2004
5.	57	Darrin Kirkland Jr.	2015
6.	56	Curt Maggitt	2011

#41 ELLIOTT BERRY

LB, 5-11, 222, Jr., Fairburn, Ga.

2016

- Started at WILL linebacker for fourth-straight game against Missouri, recording seven tackles (five solo)
- Posting three tackles and one pass breakup against Kentucky (11/12)
- Made second start of career at WILL linebacker against Tennessee Tech (11/5), making three tackles and 0.5 TFL
- Made first start of career at WILL linebacker against Alabama (10/15) and set new career high with nine tackles (six solo) and two tackles for loss for nine yards.
- With injuries to linebacker corps, saw increased playing time at WILL linebacker at Georgia (10/1) and at Texas A&M (10/8), recording first solo tackle of career against UGA and a career-best seven tackles (three solo) and one TFL against the Aggies
- Has played in all six games this season, mostly on special teams and coming off bench as reserve WILL linebacker

2015

- Played in first nine games, mostly on special teams and posting one tackle
- Suffered season-ending knee injury and assisted coaching staff late in the season

2014

- Played in nine games as a freshman both as a reserve linebacker and on special teams
- Was one of school-record 21 true freshman to debut vs. Utah State (8/31)

CAREER STATS

Defense	GP	GS	UT	AT	TT	Sack	TFL	FF	FR	QBH	Int	High Tk
2014	9	0	0	0	0-0	0-0	0	0	0	0	0	--
2015	9	0	0	1	0-0	0-0	0	0	0	0	0	1-UK
2016	11	4	18	12	30	0-0	3.5-10	0	0	0	0	9-UA
Totals	29/4	18	13	31	0-0	3.5-10	0	0	0	0	0	9-UA

CAREER HIGHS

Tackles	9 vs. Alabama, 10/15/16
Tackles for Loss	2 vs. Alabama, 10/15/16

CAREER GAME-BY-GAME

2014 Opp.	U-A-T, Other	2015 Opp.	U-A-T, Other
Utah State	0-0-0	vs. B. Green	0-0-0
Ark. State	0-0-0	Oklahoma	0-0-0
at Oklahoma	0-0-0	W. Carolina	0-0-0
at Georgia	DNP	at Florida	0-0-0
Florida	0-0-0	Arkansas	0-0-0
Chattanooga	0-0-0	Georgia	0-0-0
at Ole Miss	DNP	at Alabama	0-0-0
Alabama	DNP	at Kentucky	0-1-1
at S. Carolina	DNP	S. Carolina	0-0-0
Kentucky	0-0-0	No. Texas	DNP
Missouri	0-0-0	at Missouri	DNP
at Vanderbilt	0-0-0	Vanderbilt	DNP
vs Iowa	0-0-0	vs. Nwstern	DNP

2016 Opp. U-A-T, Other

App State	0-0-0
vs. V. Tech	0-0-0
Ohio	0-0-0
Florida	0-0-0
at Georgia	1-0-1
at Texas A&M	3-4-7, 1-1 tfl
Alabama	6-3-9, 2-9 tfl
at S. Carolina	0-0-0
Tenn. Tech	1-2-3, 0.5-0
Kentucky	2-1-3, 1 pb
Missouri	5-2-7

#29 EVAN BERRY

DB/KR, 5-11, 207, Jr., Fairburn, Ga.

- 2016 CBS Sports Preseason All-American
- 2016 Preseason Coaches All-SEC First Team (KR)
- 2016 Preseason Media All-SEC Second Team (KR)
- 2016 Athlon, Lindy's Sports Preseason All-SEC
- 2015 Walter Camp First Team All-American
- 2015 Sporting News First Team All American
- 2015 Sports Illustrated First Team All American
- 2015 AutoNation FWA Second Team All-American
- 2015 CBS Sports Second Team All-American
- 2015 FOX Sports Second Team All-American
- 2015 SEC Special Teams Player of the Year
- 2015-16 ESPN All-SEC Bowl Team
- 2015 All-SEC Coaches First Team Return Specialist
- His 32.9-yard KR average in 2016 ranks fourth in the nation and his 34.2-yard KR career average ranks first among all current FBS players
- With four career kick return touchdowns, is tied with Willie Gault (1979-82) for most in Tennessee history

2016

- Head coach Butch Jones announced on Nov. 7 that Berry would miss the rest of the season with a knee injury
- Started at free safety vs. Tennessee Tech (11/5), making three tackles and 0.5 TFL
- Returned a kickoff 100 yards for a touchdown vs. South Carolina (10/29), marking the fourth KR TD of his career and tying Willie Gault (1978-82) for most in UT history. Also made second career start at safety, finishing with season-best four tackles.
- Against Alabama (10/15), returned three kickoffs for 91 yards, including a long of 38, to move past Devrin Young for third place in UT history in career KR yardage at 1,551. Also recorded one tackle.
- Made first start of career at free safety at Texas A&M (10/8), making one solo tackle. Also returned three kickoffs for 65 yards with a long of 32.
- Returned three kick returns for 75 yards with a long of 34 and made three tackles and 0.5 TFL in win at Georgia (10/1). Had an important 20-yard return to the UGA 48 on Bulldogs' high, short kickoff with 10 seconds remaining, setting up game-winning Hail Mary.
- Had a season-high 43-yard kick return to start the third quarter vs. Florida (9/24) and pass Corey Larkins (1,307 career yards) for fourth place on UT's all-time kick-return yards list
- Returned one kickoff for 19 yards vs. Ohio (9/17)
- Had one 41-yard kick return vs. Appalachian State (9/1)
- Ranks FIRST all-time in career kickoff return average (min. 25 returns) with 33.2 average at Tennessee
- In 32 games, ranks fourth in career kickoff return yards (1,460), next on list: #3 Devrin Young (1,543)
- Is tied for sixth in UT history with 44 career kick returns

2015

- In 2015, ranked first in NCAA and first in SEC in kickoff return average (38.3)
- 804 kickoff return yards in a 2015 were second all-time at Tennessee to David Oku (863 in 2009)
- 2015 CBS Sports Mid-Season All-American
- One of five players in country with at least three kickoff returns for touchdown in 2015
- Three kickoff returns for touchdowns have come against Western Carolina, Arkansas and at Kentucky
- Tied Willie Gault (1980) for most kickoff return touchdowns in a season at Tennessee with three
- First Vol since Willie Gault (11/22/1980 vs. Kentucky) to open a game with a kickoff return for TD vs. Arkansas
- Played in all 13 games in 2015, 21 kickoff returns for 804 (38.3 average), playing in the secondary has 18 tackles
- Returned first career interception for 100 yards in Outback Bowl win over Northwestern (1/1), equalling

longest interception return in Tennessee history (tying record set by Ray Martin in 1953)

- Third kickoff return for a touchdown came on 100-yard return at Kentucky (10/31), which tied UT record for longest return in history, tying four others including the most recent to accomplish it, Leonard Scott in 1999
- Kickoff return for 31 yards along with a tackle at #8 Alabama (10/24)
- Three kick returns for 103 yards vs. #19 Georgia (10/10)
- Second kickoff return for touchdown, came vs. Arkansas (10/3), returning game's opening kickoff 96 yards, finished with three returns for career-high 141 yards
- Three kickoff returns for 77 yards at Florida (9/26)
- With brother Eric on the sidelines, recorded an 88-yard kickoff return for touchdown, his first-career touchdown vs. Western Carolina (9/19); also tied for team lead with a career-high five tackles
- Three kickoff returns for 74 yards vs. #19 Oklahoma (9/12)
- Returned one kickoff for 67 yards in opener vs. Bowling Green (9/5), also added career-high four tackles

2014

- 2014 Athlon Freshman All-American Third Team Kickoff Returner
- Legacy player handled kick returns and played as reserve in secondary in 2014; played in all 13 games
- Ranked second in the SEC in kickoff return average (29.5 yards/return) on 14 kickoff returns for 413 yards
- Season-high 121 kickoff return yards on career-high four returns vs. #19 Missouri (11/22/14), with a 58-yard return

HIGH SCHOOL/PERSONAL

- Twin brother to fellow Vol linebacker Elliott Berry
- Older brother, Eric, was an All-American and Jim Thorpe Award winner for Tennessee and is a Pro Bowl safety with the Kansas City Chiefs
- Father, James, played running back for the Vols from 1978-81, rushing for more than 1,700 yards and scoring 19 touchdowns
- Wears #29 as a tribute to Inky Johnson, similar to his brother Eric, who wears #29 with the Kansas City Chiefs in the NFL

>> Full profile on Media Guide Page 42

CAREER STATS

Defense	GP	GS	UT	AT	TT	Sack	TFL	FF	FR	PD	Int	High Tk
2014	13	0	5	0	5	0-0	0-0	0	0	0	0-0	2-2x
2015	13	0	15	3	18	0-0	0-0	0	0	0	1-100	5-WCU
2016	9	3	8	4	12	0-0	1-2	0	0	0	0-0	4-SC
Totals	35	3	28	7	35	0-0	1-2	0	0	0	1-100	5-WCU

Kick Returns	GP	GS	No	Yds	Avg	Per/G	TD	Long	High Yd
2014	13	0	14	413	29.5	34.4	0	68	121-Miz
2015	13	0	21	804	38.3	67.0	3	100-UK	141-Ark
2016	9	3	14	460	32.9	57.5	0	100-SC	126-SC
Totals	35	3	49	1677	34.2	49.3	3	100-UK,SC	141-Ark

CAREER HIGHS

Tackles	5 vs. Western Carolina, 9/19/15
Tackles For Loss	0.5 at Georgia, 10/1/16, vs. Tenn. Tech 11/5/16
Interceptions	1 vs. Northwestern, 1/1/16
INT Yards	100 vs. Northwestern, 1/1/16
Kickoff Returns	4 vs. Missouri, 11/22/14
Kickoff Return Yards	141 vs. Arkansas, 10/3/15
Long Kickoff Return	100 at Kentucky, 10/31/15 & at South Carolina, 10/29/16
KR Touchdowns	1 vs. Western Carolina, 9/19/15, vs. Arkansas, 10/3/15, at Kentucky, 10/31/15, at South Carolina, 10/29/16

CAREER GAME-BY-GAME

2014 Opp.	U-A-T, Other	Kickoff Returns
Utah State	0-0-0	0-0-0
Ark. State	0-0-0	0-0-0
at Oklahoma	0-0-0	0-0-0
at Georgia	2-0-2	0-0-0
Florida	0-0-0	0-0-0
Chattanooga	0-0-0	1-68-0, 68
at Ole Miss	0-0-0	2-59-0, 33
Alabama	0-0-0	3-63-0, 33
at S. Carolina	0-0-0	0-0-0
Kentucky	2-0-2	3-91-0, 39
Missouri	0-0-0	4-121-0, 58
at Vanderbilt	0-0-0	1-11-0, 11
vs. Iowa	1-0-1	0-0-0
2015 Opp.	U-A-T, Other	Kickoff Returns
vs. B. Green	3-1-4	1-67-0, 67
Oklahoma	0-1-1	3-74-0, 27
W. Carolina	4-1-5	1-88-1, 88
at Florida	1-0-1	3-77-0, 25
Arkansas	0-0-0	3-141-1, 96
Georgia	0-0-0	3-103-0, 46

at Alabama	1-0-1	1-31-0, 31
at Kentucky	4-0-4	1-100-1, 100
S. Carolina	0-0-0	2-49-0, 33
North Texas	1-0-1	0-0-0
at Missouri	0-0-0	2-61-0, 41
Vanderbilt	0-0-0	1-13-0, 13
vs. Northwestern	1-0-1, 1 INT, TD	0-0-0

2016 Opp.	U-A-T, Other	Kickoff Returns
App State	0-0-0	1-41-0, 41
vs. Virginia Tech	0-0-0	0-0-0
Ohio	0-0-0	1-19-0, 19
Florida	0-0-0	1-43-0, 43
at Georgia	0-3-3, 0.5-1 tfl	3-75-0, 34
at Texas A&M	1-0-1	3-65-0, 32
Alabama	1-0-1	3-91-0, 38
at S. Carolina	4-0-4	2-126-1, 100
Tenn. Tech	2-1-3, 0.5-1 tfl	0-0-0
Kentucky	DNP-INJ	

ON THE TENNESSEE CHARTS

Kickoff Return Yards - Career	Player	Year
1. 1,854	Willie Gault	1979-82
2. 1,788	Leonard Scott	1999-2002
3. 1,677	Evan Berry	2014-Pres.
4. 1,543	Devrin Young	2011-14
5. 1,307	Corey Larkins	2001-04
6. 1,175	David Oku	2009-10

Kickoff Return Average - Career (min. 20)	Player	Year
1. 34.2	Evan Berry	2014-Pres.
2. 28.2	Mallon Faircloth	1961-63
3. 28.0	Cordarrelle Patterson	2012

Kickoff Return Yards - Season	Player	Year
1. 863	David Oku	2009
2. 804	Evan Berry	2015
3. 698	Dennis Rogan	2008

Kickoff Return Average - Season (min. 10)	Player	Year
1. 38.3	Evan Berry	2015
2. 32.9	Evan Berry	2016
3. 29.82	Dale Carter	1990
4. 29.80	Randall Morris	1983
5. 29.5	Evan Berry	2014
29.5	Dennis Rogan	2007

#50 VENZELL BOULWARE

OL, 6-3, 306, R-Fr., Union City, Ga.

2016

- Made second start of career against Missouri (11/19), starting at right guard for the first time
- Saw action off the bench at guard against Tennessee Tech (11/5)
- Made first start of career at left guard against Alabama (10/15)
- Entered off the bench late in the second half at Texas A&M (10/8) to play left guard
- Made second appearance of career off the bench vs. Florida (9/24)
- Entered off the bench in win over Virginia Tech (9/10)

2015

- True freshman backing up at right guard, did not play in any games in 2015
 - Had his black stripe removed on Aug. 25
 - 247 Sports: 3-star (No. 37 OT, No. 36 prospect in Georgia)
 - ESPN: 4-star (No. 29 OT, No. 31 prospect in Georgia)
 - Rivals: 4-star (No. 11 OG, No. 15 prospect in Georgia)
 - Scout: 3-star (No. 42 OG, No. 4 OG in Georgia)
 - Member of ESPN 300
- >> Full profile on Record Book Page 45

CAREER STATS

Games Played/Started: 2016: 6/2

#28 BAYLEN BUCHANAN

DB, 5-11, 190, Fr., Lawrenceville, Ga.

2016

- Had three tackles against Tennessee Tech (11/5)
- Made first career start at right CB at South Carolina (10/29)
- Tallied career-high eight tackles (six solo) against Alabama (10/15)
- Recorded one solo tackle in action off the bench at Texas A&M (10/8)
- Came off the bench vs. Florida (9/24) and made three solo tackles
- Saw extended playing time in vs. Ohio (9/17) after Cameron Sutton exited the game due to injury, posting career highs of five tackles (four solo) and one pass breakup

- Made collegiate debut vs. Appalachian State (9/1)

HIGH SCHOOL/PERSONAL

- 247 Sports: 3-star (No. 60 CB, No. 64 prospect in Georgia)
 - ESPN: 3-star (No. 64 CB, No. 93 prospect in Georgia)
 - Rivals: 3-star (No. 41 CB, No. 38 prospect in Georgia)
 - Scout: 3-star (No. 54 CB, No. 4 CB in Georgia)
 - Lettered at Peachtree Ridge High School in Suwanee, Ga., for coach Mark Fleetwood
 - Father Ray starred at Louisville and played in the NFL with Indianapolis Colts, Atlanta Falcons and Oakland Raiders, earning All-Pro honors twice in 1994 and 1998
- >> Full profile on Record Book Page 46

CAREER STATS

Defense	GP	GS	UT	AT	TT	Sack	TFL	FF	FR	PD	Int	High Tk
2016	11	1	17	3	20	0-0	0-0	0	0	1	0-0	8-UA
Totals	11	1	17	3	20	0-0	0-0	0	0	1	0-0	8-UA

CAREER HIGHS

Tackles	8 vs. Alabama, 10/15/16
Passes Defended	1 vs. Ohio, 9/17/16

CAREER GAME-BY-GAME

2016 Opp.	U-A-T, Other
App State	0-0-0
vs. V. Tech	0-0-0
Ohio	4-1-5, 1 pbu
Florida	3-0-3
at Georgia	0-0-0
at Texas A&M	1-0-1
Alabama	6-2-8
at S. Carolina	0-0-0
Tenn. Tech	3-0-3
Kentucky	0-0-0
Missouri	0-0-0

#51 KENNY BYNUM

LB, 6-1, 235, R-Sr., Jacksonville, Fla.

2016

- Hand two tackles and one TFL vs. Kentucky (11/12)
- Played off the bench and on special teams against Texas A&M (10/8), Alabama (10/15), South Carolina (10/29) and Tennessee Tech (11/5)
- Made first start of the season at strongside linebacker at Georgia (10/1), making one solo tackle
- Had one tackle in comeback win vs. Florida (9/24)
- One assisted tackle for loss vs. Ohio (9/17)
- Made two tackles in season opener vs. App State (9/1)

2015

- Played all 13 games with two starts at SAM linebacker, making 11 tackles in 2015
 - Two tackles in regular-season finale vs. Vanderbilt (11/28)
 - Started at SLB for first time, vs. Arkansas (10/3), made career-high four tackles
 - Two tackles vs. Western Carolina (9/19)
 - Made one tackle in 2015 opener vs. Bowling Green (9/5)
 - In 2014, played in seven games with one start, five tackles
 - In return to hometown of Jacksonville, made two tackles in 2015 TaxSlayer Bowl win over Iowa (1/2/15) in first start at middle linebacker
- >> Full profile on Media Guide Page 47

CAREER STATS

Defense	GP	GS	UT	AT	TT	Sack	TFL	FF	FR	PD	Int	High Tk
2013	4	0	2	0	2	0-0	0-0	0	0	0	0-0	2-WKU
2014	7	1	3	2	5	0-0	0-0	0	0	1	0-0	2-2x
2015	13	2	6	5	11	0-0	0-0	0	0	0	0-0	4-Ark
2016	11	1	3	4	7	0-0	1.5-1	0	0	0	0-0	2-AS
Totals	35	4	14	11	25	0-0	1.5-1	0	0	1	0-0	4-Ark

CAREER HIGHS

Tackles	4 vs. Arkansas, 10/3/15
Tackles For Loss	0.5 vs. Ohio, 9/17/16

CAREER GAME-BY-GAME

2014 Opp.	U-A-T, Other	2015 Opp.	U-A-T, Other
Utah State	0-0-0	vs. B. Green	1-0-1
Ark. State	0-0-0	Oklahoma	0-0-0
at Oklahoma	DNP	W. Carolina	0-2-2
at Georgia	DNP	at Florida	0-1-1
Florida	0-0-0	Arkansas	3-1-4
Chattanooga	0-0-0	Georgia	0-0-0
at Ole Miss	DNP	at Alabama	0-0-0
Alabama	DNP	at Kentucky	0-0-0
at S. Carolina	DNP	S. Carolina	0-0-0
Kentucky	0-1-1	No. Texas	0-0-0

Missouri	DNP	at Missouri	0-1-1
at Vanderbilt	2-0-2	Vanderbilt	2-0-2
vs Iowa	1-1-2, pbu	vs. Northwestern	0-0-0

2016 Opp. U-A-T, Other

App State	1-1-2
vs V. Tech	0-0-0
Ohio	0-1-1, 0.5 tfl
Florida	0-1-1
at Georgia	1-0-1
at Texas A&M	0-0-0
Alabama	0-0-0
at S. Carolina	0-0-0
Tenn. Tech	0-0-0
Kentucky	1-1-2, 1-1 tfl
Missouri	0-0-0

#10 TYLER BYRD

WR, 6-0, 195, Fr., Naples, Fla.

2016

- Against Missouri (11/19), posted two catches for eight yards, two rushes for 24 yards (career-long 22-yard run) and two kick returns for 43 (long of 24)
- Made a career-long 44-yard catch vs. Kentucky (11/12) and returned two kickoffs for 31 yards
- Had two catches for 37 yards and one kick return for 31 yards against Tennessee Tech (11/5)
- Had one rush for eight yards at South Carolina (10/29)
- Against Alabama (10/15), had one catch for one yard, one rush for six yards and one kick return for 25 yards
- Caught three passes for a career-high 60 yards and rushed twice for 11 yards against Texas A&M (10/8). **With 1:49 remaining in the fourth quarter and Tennessee down 35-28, caught a pass from Joshua Dobbs over the middle, spun out of a tackle and turned up field for a 43-yard gain that set the Vols up for the tying score.**
- Made one catch for four yards at Georgia (10/1)
- **Had three catches for 40 yards in comeback win vs. Florida (9/24) with all three receptions resulting in first downs**
- First career reception was a four-yard pass from Joshua Dobbs in second quarter vs. Ohio (9/17)
- Caught two passes for 15 yards vs. Ohio (9/17)
- Had one carry for five yards vs. Virginia Tech (9/10)
- Made collegiate debut vs. Appalachian State (9/1), coming off the bench

HIGH SCHOOL/PERSONAL

- **247 Sports: 4-star (No. 86 overall prospect, No. 9 CB, No. 12 prospect in Florida)**
 - **ESPN: 4-star (No. 35 overall prospect, No. 1 athlete, No. 8 prospect in Florida)**
 - **Rivals: 4-star (No. 75 overall prospect, No. 7 CB, No. 36 prospect in Florida)**
 - **Scout: 4-star (No. 20 CB, No. 4 CB in Florida)**
 - Lettered at Naples High School in Naples, Florida for coach Bill Kramer; played both WR and CB
 - Played in 2016 U.S. Army All-American Bowl, blocking an extra point and returning it for two points and intercepting a pass
 - Member of 2015 All-USA All-Florida First Team
- >> Full profile on Media Guide Page 47

CAREER STATS

Receiving	GP/GS	No	Yds	Avg	Per/G	TD	Long	High Yd
2016	11/0	15	209	13.9	19.0	0	44-UK	60-TAMU
Totals	11/0	15	209	13.9	19.0	0	44-UK	60-TAMU

Rushing	GP/GS	No	Yds	Avg	Per/G	TD	Long	High Yd
2016	11/0	7	54	7.7	4.9	0	22-MU	24-MU
Totals	11/0	7	54	7.7	4.9	0	22-MU	24-MU

Kick Return	GP/GS	No	Yds	Avg	Per/G	TD	Long	High Yd
2016	11/0	6	130	21.7	11.8	0	31-TTU	43-MU
Totals	11/0	6	130	21.7	11.8	0	31-TTU	43-MU

CAREER HIGHS

Receptions	3 vs. Florida, 9/24/16, at Texas A&M, 10/8/16
Receiving Yards	60 at Texas A&M, 10/8/16
Long Reception	44 vs. Kentucky, 11/12/16
Rushing Attempts	2 at Texas A&M, 10/8/16, vs. Missouri, 11/19/16
Rushing Yards	24 vs. Missouri, 11/19/16
Long Rush	22 vs. Missouri, 11/19/16
Kick Return Yards	43 vs. Missouri, 11/19/16
All-Purpose Yards	75 vs. Kentucky, 11/12/16, vs. Missouri, 11/19/16

CAREER GAME-BY-GAME

2016 Opp.	Rec-Yards-TD, Lg
App State	0-0-0
vs. V Tech	0-0-0, 1-5-0 rushing
Ohio	2-15-0, 11
Florida	3-40-0, 15
at Georgia	1-4-0, 4
at Texas A&M	3-60-0, 43, 2-11-0 rushing
Alabama	1-1-0, 1-6-0 rushing, 1-25-0 KR
at S. Carolina	1-8-0 rushing
Tenn. Tech	2-37-0, 33, 1-31-0 KR
Kentucky	1-44-0, 44, 2-31-0 KR
Missouri	2-8-0, 10, 2-24-0, 22 rushing, 2-43-0, 24, KR

#9 MARQUEZ CALLAWAY

WR, 6-2, 190, Fr., Warner Robins, Ga.

2016

- Made first catch of career vs. Tennessee Tech (11/5), a 13-yard grab, and **had two punt returns for 114 yards and one 62-yard touchdown**
- With 62-yard punt return touchdown, became the first Vol freshman to return a punt for a touchdown since Devaun Swafford brought a blocked punt back 15 yards for a score against Georgia on Oct. 5, 2013.
- Saw first playing time of career against South Carolina (10/29)

HIGH SCHOOL/PERSONAL

- **247 Sports: 4-star (No. 3 athlete, No. 12 prospect in Georgia)**
 - **ESPN: 4-star (No. 7 safety, No. 15 prospect in Georgia)**
 - **Rivals: 4-star (No. 95 prospect in nation, No. 3 athlete, No. 15 prospect in Georgia)**
 - **Scout: 4-star (No. 136 prospect in nation, No. 14 athlete, No. 4 athlete in Georgia)**
 - Lettered at Warner Robins High School in Warner Robins, Ga., for coach Bryan Way
 - **Played in the U.S. Army All-American Bowl in 2016**
 - **Member of ESPN 300**
- >> Full profile on Record Book Page 48

Receiving	GP/GS	No	Yds	Avg	Per/G	TD	Long	High Yd
2016	4/0	1	13	13.0	3.3	0	13-TTU	13-TTU
Totals	4/0	1	13	13.0	3.3	0	13-TTU	13-TTU

Punt Return	GP/GS	No	Yds	Avg	Per/G	TD	Long	High Yd
2016	4/0	2	114	57.0	57.0	1	62-TTU	114-TTU
Totals	4/0	2	114	57.0	57.0	1	62-TTU	114-TTU

#18 JASON CROOM

TE, 6-5, 246, R-Jr., Norcross, Ga.

2016

- Started at TE vs. Missouri (11/19) and had one catch for 18 yards
- Started at TE against Kentucky (11/12) and made key blocks as the Vols rushed for 376 yards (most in an SEC game since 406 vs. Vanderbilt in 1994)
- Caught one pass for seven yards vs. Tennessee Tech (11/5)
- Started at TE and caught two passes for 22 yards, including long of 17, at South Carolina (10/29)
- Matched season-high with three catches for 41 yards at Texas A&M (10/8), including long of 26 in third quarter
- Had one catch for 15 yards and made first start of the season vs. Florida (9/24), ninth of career and first since starting at receiver vs. Missouri on Nov. 22, 2014. Marked the first time UT had started in a two-TE set since Nov. 15, 2014 vs. Kentucky (Daniel Helm, Alex Ellis)
- Reeled in three catches for 54 yards vs. Ohio (9/17)
- Had one catch for nine yards vs. Virginia Tech (9/10)

2015

- **Did not play due to injury**
- **Changed position from WR to TE in spring 2016**
- **Sidelined with a scope on his knee, announced by Butch Jones on Aug. 27 after he missed the 2015 TaxSlayer Bowl with a knee injury suffered in 2014**

2014

- Played in 12 games with one start in 2014, had 21 catches for 305 yards with four touchdowns
- Suffered a knee injury prior to TaxSlayer Bowl vs. Iowa (1/2) and missed the game
- Had touchdowns in three-straight games at South Carolina (11/1/14), Kentucky (11/15/14) and Missouri (11/22/14)
- Had a catch in 12 consecutive games from Sept. 14, 2013 through Sept. 6, 2014
- Scored career long 52-yard TD as part of career high 87

receiving yards on three catches vs. Kentucky (11/15/14)

2013

- In 2013, was fourth on team in catches (18) and third in receiving yards (269) with two touchdowns (at Oregon and at Kentucky)
- >> Full profile on Media Guide Page 49

CAREER STATS

Receiving	GP/GS	No	Yds	Avg	Per/G	TD	Long	High Yd
2012	3/0	0	0	0.0	0.0	0	--	--
2013	12/7	18	269	14.9	22.4	2	43-UK	74-UK
2014	12/1	21	305	14.5	25.4	4	52-UK	87-UK
2015	DNP							
2016	10/4	12	166	13.8	16.6	0	27-Ohio	54-Ohio
Totals	37/12	51	740	14.5	20.0	6	52-UK	87-UK

CAREER HIGHS

Receptions	6 vs. Chattanooga, 10/11/14
Receiving Yards	87 vs. Kentucky, 11/15/14
Touchdowns	1 six times, last vs. Missouri, 11/22/14
Long Reception	52 vs. Kentucky, 11/15/14

CAREER GAME-BY-GAME

2013 Opp.	Rec-Yards-TD, Lg	2014 Opp.	Rec-Yards-TD, Lg
Austin Peay	0-0-0	Utah State	2-41-0, 27
W. Kentucky	0-0-0	Ark. State	1-11-0, 11
at Oregon	1-4-1, 4	at Oklahoma	0-0-0
at Florida	2-31-0, 24	at Georgia	4-60-1, 25
So. Alabama	3-50-0, 22	Florida	0-0-0
Georgia	2-25-0, 16	Chattanooga	6-76-0, 30
So. Carolina	1-23-0, 23	Ole Miss	0-0-0
at Alabama	2-12-0, 7	Alabama	0-0-0
at Missouri	2-32-0, 22	at So. Carolina	2-20-1, 11
Auburn	2-15-0, 8	Kentucky	3-87-1, 52
Vanderbilt	1-3-0, 3	Missouri	3-10-1, 8
at Kentucky	2-74-1, 43	at Vanderbilt	0-0-0
		vs. Iowa	DNP-INJ

2016 Opp. Rec-Yards-TD, Lg

App State	DNP
vs. V Tech	1-9-0, 9
Ohio	3-54-0, 27
Florida	1-15-0, 15
at Georgia	0-0-0
at Texas A&M	3-41-0, 26
Alabama	0-0-0
at S.C. Carolina	2-22-0, 17
Tenn. Tech	1-7-0, 7
Kentucky	0-0-0
Missouri	1-18-0, 18

#93 TREVOR DANIEL

P, 6-1, 248, R-Jr., Dickson, Tenn.

- **Named a candidate for the 2016 Ray Guy Award (10/31)**
- **2016 Preseason Coaches All-SEC Third Team**
- **2016 Preseason Media All-SEC Third Team**
- **On watch list for 2016 Ray Guy Award**
- 2016 Athlon Sports Preseason Third Team All-SEC
- 2016 Lindy's Sports Preseason Third Team All-SEC
- 2015-16 Pro Football Focus Team of Bowl Season
- **2016: Ranks third in the nation with 2,265 punting yards and 18th in the nation with a 44.4-yard average**
- **His 45.1 career punting average ranks fourth among active NCAA FBS punters**

2016

- Four punts for 185 yards (46.2 average) against Missouri (11/19) with long of 51 and two inside the 20
- Punted four times for 195 yards (48.8 average) against Kentucky (11/12) with two punts of 50 or more yards, and two punts inside the 20
- Had three punts for 137 yards (45.7 avg) with one punt inside the 10 and one punt of 50 or more yards against Tennessee Tech (11/5)
- Punted six times for 294 yards (49.0 avg) with two inside the 10 and three of 50 or more yards at South Carolina (10/29). **Also had a career-long 70-yarder.**
- Against Alabama (10/15), **punted 10 times (career high) for 483 yards (career high) for a 48.3-yard average, four fair catches, four punts of 50 or more yards, two for 60 yards and three inside the opposing 20**
- Six punts for 271 yards (45.2 average) at Texas A&M (10/8), including two inside the 20, one inside the 10, two 50+ and a **career long of 66**
- Punted six times for 215 yards (35.8 average) at Georgia (10/1) with a long of 47, two fair catches and two punts inside the 20, including one inside the 10.
- **Dictated field position in win vs. Florida (9/24),**

punting five times for 216 yards and a 43.2-yard average with all five punts landing inside the UF 20. Four of those punts landed inside the Florida 10-yard line.

- Punted six times for 236 yards (39.3 avg) vs. Ohio (9/17) with a long of 51, three fair catches and one punt inside the 20
- Against Virginia Tech (9/10) Had six punts for 42.5 avg, two inside 20 and one 53-yarder
- In opener vs. App State (9/1), had six punts for 49.2-yard average, three punts inside the 20, two 50 yards or longer

2015

- Became starting punter in 2015, third year in program
 - 2015 Ray Guy Award Candidate (for nation's top punter)
 - Nominee for Burlsworth Award, presented to nation's most outstanding player who began career as walk-on
 - Former walk-on, earned scholarship prior to 2015 season
 - **In 2015, averaged 45.7 yards per punt, eighth in the NCAA and second in the SEC**
 - **Of 66 career punts, 28 have landed inside 20-yard line and 24 have been of 50-plus yards**
 - Boomed four punts for 47.8 average with two punts inside the 20-yard line and two punts of 50-plus yards in Outback Bowl vs. Northwestern (1/1)
 - Seven punts for 45.3 average on cold night at Missouri (11/21), booming career-long 61 for the third time this season; also landed four inside the 20 and three inside the 10-yard line
 - Four punts, all of which landed inside the 20-yard line, vs. North Texas (11/14) with 39.0 average
 - Five punts for 44.2 average with two of 50+ yards vs. South Carolina (11/7)
 - Four punts for 43.2 average at #8 Alabama (10/24)
 - Seven punts for a 45.0 average vs. #19 Georgia (10/10), including huge 56-yard punt that rolled out of bounds at 1-yard line with 1:48 left in game
 - Four punts for 46.5-yard average vs. Arkansas (10/3)
 - Boomed six punts for a **51.3 average (seventh-best in a game in Tennessee history)** at Florida (9/26), including four of 50-plus yards with a long of 56
 - Four punts, all landed inside 20-yard line, for 42.8 average vs. Western Carolina (9/19)
 - **Averaged 50.0 yards per punt on nine punts vs. #19 Oklahoma (9/12), including five punts of 50-plus yards** and three inside the 20-yard line; longest was 61 yards.
 - In debut, boomed three punts for 47.0 average including a long of 61 yards vs. Bowling Green (9/5)
 - Has been a member of the team for last two seasons, but did not punt in any games
 - Played at Dickson County High School, was a Prokicker First Team All-American after his senior season; also played baseball and basketball at Dickson
- >> Full profile on Media Guide Page 50

CAREER STATS

Punting	GP/GS	No	Yds	Avg	TB	FC	120	110	50+	Blk	Long
2015	13/13	60	2742	45.7	9	15	25	15	22	0	61-33
2016	11/11	62	2782	44.9	7	26	25	11	19	0	70-SC
Totals	24/24	122	5524	45.3	16	41	50	26	41	0	70-SC

CAREER HIGHS

Punts	10 vs. Alabama, 10/15/16
Punting Yards	483 vs. Alabama, 10/15/16
Punting Average	51.3 at Florida, 9/26/15
Longest Punt	70 at South Carolina, 10/29/16

2015 Opp. Punting

vs. B. Green	3-141-47.0, 61 Lg, 1 I-20, 1 I-10, 1 50+
Oklahoma	9-450-50.0, 61 Lg, 2 I-20, 1 I-10, 5 50+
W. Carolina	4-171-42.8, 53 Lg, 4 I-20, 2 I-10, 1 50+
at Florida	6-306-51.3, 56 Lg, 2 I-20, 1 I-10, 4 50+
Arkansas	4-186-46.5, 49 Lg
Georgia	7-315-45.0, 56 Lg, 3 I-20, 3 50+
at Alabama	4-173-43.2, 53 Lg, 1 50+
at Kentucky	2-71-35.5, 43 Lg, 1 I-20
So. Carolina	5-221-44.2, 58 Lg, 1 I-20, 1 I-10, 2 50+
North Texas	4-156-39.0, 46 Lg, 4 I-20, 2 I-10
at Missouri	7-317-45.3, 61 Lg, 4 I-20, 3 I-10, 3 50+
Vanderbilt	1-42-42.0, 42 Lg
vs. Northwestern	4-191-47.8, 47 Lg, 2 I-20, 1 I-10, 2 50+

2016 Opp. Punting

App State	6-295-49.2, 57 Lg, 3 I-20, 1 I-10, 2 50+
vs. Virginia Tech	6-255-42.5, 53 Lg, 2 I-20, 1 50+
Ohio	6-236-39.3, 51 Lg, 1 I-20, 1 50+
Florida	5-216-43.2, 53 Lg, 5 I-20, 4 I-10, 2 50+

at Georgia	6-215-35.8, 47 Lg, 2 I-20, 1 I-10
at Texas A&M	6-271-45.2, 66 Lg, 2 I-20, 1 I-10, 2 50+
Alabama	10-483-48.3, 60 Lg, 4 I-20, 1 I-10, 4 50+
at South Carolina	6-294-49.0, 70 Lg, 2 I-20, 2 I-10, 3 50+
Tenn. Tech	3-137-45.7, 57 Lg, 1 I-20, 1 I-10, 1 50+
Kentucky	4-195-48.8, 70 Lg, 2 I-20, 1 I-10, 2 50+
Missouri	4-185-46.2, 51 Lg, 2 I-20, 1 50+

Punting Average - Season (min. 40 punts)

1.	46.9	Jimmy Colquitt	1982
2.	45.7	Trevor Daniel	2015
3.	45.3	Dustin Colquitt	2003
4.	45.0	Craig Colquitt	1977
5.	44.913	Britton Colquitt	2006
6.	44.871	Trevor Daniel	2016

Punting Average - Career

1.	45.3	Trevor Daniel (111/5007)	2015-Pres.
2.	43.9	Jimmy Colquitt (201/8816)	1981-84
3.	42.9	Michael Palardy (117/5024)	2010-13

#11 JOSHUA DOBBS

QB, 6-3, 210, Sr., Alpharetta, Ga.

- **Named Walter Camp Award National FBS Offensive Player of the Week (11/20)** after his performance against Missouri (11/19)
- **Named Manning Award Quarterback of the Week (11/17)** after his performance vs. Kentucky (11/12)
- **Named SEC Offensive Player of the Week (9/26)** following his performance vs. Florida (9/24)
- **2016 Preseason Coaches All-SEC Second Team**
- **2016 Preseason Media All-SEC Second Team**
- 2016 Athlon Sports Preseason Second Team All-SEC
- 2016 Lindy's Sports Preseason Second Team All-SEC
- 2015 Preseason All-SEC Third Team by AP & Coaches
- 2015 Sporting News Best SEC Player Under Pressure
- 2015 Lindy's Sports Coolest in the Clutch in SEC
- 2015 Lindy's Sports Preseason Second Team All-SEC
- 2015 Athlon Sports Preseason Third Team All-SEC
- 2015 TaxSlayer Bowl MVP
- 2014 SEC Academic Honor Roll
- **One of just four players in SEC history to pass for 50 touchdowns and rush for 25 in a career, joining Florida's Tim Tebow, Texas A&M's**
- **Vols are 22-8 in his last 30 starts, dating to 2013 season, averaging 35.0 PPG and 426.4 yards of offense**
- **Thrown at least one touchdown in 23 of his last 30 starts**
- **Has 17 career games with multiple touchdown passes**
- **Fourth in career completions at Tennessee with 545; next: No. 3 Erik Ainge (733)**
- **Ranks sixth in career passing yards with 6,284; next: No. 5 Andy Kelly (6,397)**
- **Rushed for at least one touchdown in 18 of his last 29 starts with two or more in eight of those games**
- **UT's all-time leader in career rushing yards by a quarterback with 1,799**
- **Has rushed for 27 career touchdowns, which ranks as the most all-time for a UT QB in program history, passing Jimmy Streater's previous mark of 25**
- **Has directed Tennessee to four fourth-quarter comebacks in his career, including three in 2016**

2016

- **Walter Camp Award National FBS Offensive Player of the Week (11/20)**
- Became just the fourth player in SEC history to pass for 50 touchdowns and rush for 25 touchdowns in a career following five-TD performance against Missouri (11/19), joining Florida's Tim Tebow, Texas A&M's Johnny Manziel and Mississippi State's Dak Prescott
- Responsible for five touchdowns in win over Missouri (11/19), going 15-of-22 for 223 yards and three TDs and **rushing for a career-high and new UT QB record 190 yards and two scores on just 10 carries**, including a career-best 70-yard touchdown run
- **Manning Award Quarterback of the Week (11/17)**
- Led Tennessee to 10.2 yards per play average vs. Kentucky (11/12), which was the Vols' best since averaging a school-record 10.9 yards per play against UK in 2000. UT's 9.2 yards per rush was also the Vols' best since 9.5 against Auburn on Dec. 4, 2004.
- **Accounted for five touchdowns** in the Vols' win over Kentucky (11/12), completing 11 of 17 passes for 223 yards, three touchdowns and one pick and rushing 14 times for 147 yards and two scores
- Threw for 183 yards and three touchdowns on 12-of-13 passing and ran for three yards on one carry in homecoming win over Tennessee Tech (11/5)

- Set a new personal best with 11-straight completions, starting game against Tennessee Tech (11/5) completing 11 of his first 11 attempts to tie Heath Shuler for the eighth-best consecutive completion mark in UT history
- Completed 12 of 26 passes for 161 yards, one TD and two INTs and rushed for 27 yards on 12 carries at South Carolina (10/29)
- Finished 16-of-27 for 92 yards and one INT against Alabama (10/15) and rushed seven times for -31 yards
- **Was named to the Davey O'Brien "Great 8" for his Week 6 performance at #8/7 Texas A&M**
- **Threw for a career-high 398 yards at No. 8/7 Texas A&M, completing 28-of-47 (both career highs)** with one touchdown and two interceptions. Also ran for 57 yards on 17 carries and caught a four-yard pass for a touchdown. **Led Tennessee to 684 yards of offense, the Vols' third-most in program history, second-most in a road game and most-ever against a ranked opponent.**
- With 459 yards against the Aggies, became the fifth player in program history to account for 7,000 career yards of total offense (passing, rushing, receiving).
- **Was named to the Davey O'Brien "Great 8" for his Week 5 performance at #25/20 Georgia**
- **Led UT to a thrilling 34-31 comeback win at #25/20 Georgia (10/1), throwing the game-winning 43-yard Hail Mary to Juan Jennings with no time left.** Vols trailed by as much as 17 points and Dobbs was responsible for four touchdowns, finishing 16-of-26 for 230 yards, three touchdowns and one interception and rushing for 26 yards and a score on 11 carries. Four yard-score in second quarter was 25th of his career, tying Jimmy Streater for most by a UT QB.
- **Maxwell Award Player of the Week (9/29)**
- **SEC Offensive Player of the Week (9/26)**
- **Was named to the Davey O'Brien "Great 8" for his Week 4 performance vs. #19/16 Florida**
- **Led the Vols back from a 21-point deficit to defeat Florida (9/24) 38-28 and end UT's 11-game losing streak against the Gators.** The comeback tied for the third-largest comeback in Tennessee history.
- **Responsible for five touchdowns vs. Florida (9/24)**, completing 16 of 32 passes for 319 yards, four touchdowns and two interceptions and rushing for 80 yards and one score on 17 carries. All four TD passes were 20 yards or longer, including a **67-yarder (ties season best) to Juan Jennings** in the third quarter that gave UT the lead
- With 399 yards of total offense (319 passing, 80 rushing) vs. UF (9/24), pushed career total to 6,625 and surpassed Andy Kelly (6,427, 1988-91) for fifth-most in UT history
- Totaled three touchdowns (two passing, one rushing) in win vs. Ohio (9/17), completing 19-of-27 for 203 yards and rushing for 59 yards on 14 carries.
- **Was named to the Davey O'Brien "Great 8" for his Week 2 performance vs. Virginia Tech**
- **Accounted for five TDs in comeback win vs. Virginia Tech (9/10)**, completing 10 of 19 passes for 91 yards, three TDs and one INT and rushing for 106 yards and two scores on 14 carries.
- Passed Jimmy Streater (1,374) for most career rushing yards by a Vols QB with a 40-yard run vs. VT (9/10)
- His 106 rushing yards vs. Hokies marked the fourth 100-yard rushing performance of his career, breaking a tie with Streater for most by a Vols QB.
- Completed 16 of 29 passes for 191 yards, one TD (**67-yard strike to Josh Malone**) and one INT and directed the Vols to a 20-13 comeback win vs. Appalachian State (9/1) in season opener. Marked second fourth-quarter comeback of career.

2015

- One of three SEC players over the last 20 years to have 300 yards passing and 100 yards rushing a game (with Johnny Manziel & Tim Tebow), accomplishing the feat vs. Georgia in 2015 and South Carolina in 2014
- In 13 starts in 2015, threw for 2,291 yards on 205-of-344 with 15 touchdown passes and only five interceptions
- With only five interceptions in 2015, no Vols starting quarterback has thrown fewer in a season since Peyton Manning threw just four in 1995
- Rushed for school-record (by a quarterback) 671 yards (51.6 yards per game) with 11 rushing scores; also caught a 58-yard touchdown at Florida (9/26)
- Rushing total of 671 was most in a season in Tennessee history, breaking record of 593 by Jimmy Streater (1978)
- Led Vols to second consecutive bowl championship with 214 yards (166 passing and 48 rushing) in Outback Bowl win over Northwestern (1/1), rushed for two TDs including SportsCenter #1 Play of Day with a tightrope

- down right sideline for 18-yard rushing touchdown
- Accounted for three touchdowns with two passing and one rushing score in regular-season finale win vs. Vanderbilt (11/28), threw for 140 yards on 13-of-21 and run for 93 yards in 11 carries in the win
- Rushed for Vols' lone touchdown in win at Missouri (11/21), just prior to halftime to key victory, finished with 143 total yards (89 passing and 54 rushing)
- 290 yards of total offense with 255 passing yards and two TD passes in win over South Carolina (11/7)
- Totaled 284 yards of total offense and four touchdowns at Kentucky (10/31); **threw a career-long 75-yard scoring pass to Josh Malone** along with a 37-yard score to Jalen Hurd while scoring on runs of 28 and 1 yard
- Numerous honors after his second-career 300-yard passing/100-yard rushing game vs. Georgia (10/10)**
- Walter Camp National Player of the Week (10/12)**
- Athlon National Player of the Week (10/12)**
- SEC Offensive Player of the Week (10/12)**
- Davey O'Brien National Quarterback Of Week (10/12)**
- Capital One Impact Performance (10/12)**
- Manning Award Star Of The Week (10/12)**
- Racked up 430 yards of total offense (fifth-most in a game in Vols history) and accounted for five touchdowns in win over #19 Georgia (10/10); threw for career-high 312 yards on 25-of-42 with three touchdowns and ran for 118 yards with two touchdowns**
- Threw for 232 yards on 20-of-36 with a rushing touchdown vs. Arkansas (10/3)
- Combined for 277 yards of total offense (136 rushing, 83 passing, 58 receiving) at Florida (9/26); **caught a 58-yard touchdown pass from Jauan Jennings to become first Vols' quarterback with a reception since Peyton Manning in 1997**
- In the Florida game, Dobbs became the first player in FBS since Tulsa's James Killian in 2003 to lead his team in rushing, passing, receiving yards in the same game; Dobbs became the first player since Indiana's Antwan Randle El in 1998 to have 100-plus rushing, 50-passing and 50-plus receiving yards in the same game**
- Rush of 62 yards at Florida was longest by a Vols quarterback since Jimmy Streater had an 80-yard rush vs. California (9/10/1977)**
- Started 12-of-13 and finished 15-of-21 for 144 yards with two touchdown passes vs. Western Carolina (9/19)
- Threw for 125 yards and a TD to Josh Malone, also ran for a touchdown vs. #19 Oklahoma (9/12)
- Named Manning Award Star Of The Week (9/7)**
- Opened 2015 season with 294 yards of total offense, throwing for two touchdowns and rushing for another in 59-30 win over Bowling Green (9/5)

2014

- In 2014, was 4-1 as Vols starting quarterback, as Tennessee averaged 36.7 points per game and racked up 431 yards of offense per game
- In six games compiled 1,675 total yards of offense (279 per game) and responsible for 17 touchdowns (nine passing and eight rushing); led 2014 Vols in touchdowns scored with eight, all rushing
- In six games, threw for 1,206 yards (201 per game) on 112-of-177 with nine passing touchdowns and rushed for 469 yards (78.2 per game) with eight scores and a rushing two-point conversion
- Named MVP of 2015 TaxSlayer Bowl leading Vols to 45-28 win over Iowa (1/2/15)
- In TaxSlayer Bowl, piled up 205 yards of total offense and three touchdowns, throwing for 129 yards on 16-of-21 with a passing touchdown; ran for 76 yards and two touchdowns; became first Vols QB to run for two scores in a bowl since Casey Clausen had two in the 2002 Florida Citrus Bowl
- Became first UT player with 300 passing yards and 100 rushing yards in the same game at South Carolina (11/1/14) finishing with career highs of 301 passing yards and 166 rushing yards**
- Rushing total of 166 at South Carolina set Tennessee record for rushing yards by a quarterback breaking Jimmy Streater's record of 150 vs. Cal in 1977; accounted for five touchdowns at South Carolina with three rushing TDs and two passing scores
- Made 2014 debut vs. Alabama (10/25) coming on in the third series. Went on to throw for 192 yards on 19-of-32 with two touchdown passes, also ran for 75 yards on 19 carries

2013

- Named starting quarterback on Oct. 29, the eighth true freshman to start at QB for Vols in 117-year history
- In five games, with four starts, threw for 695 yards on 72-of-121 for a 59.5 completion percentage

- In his senior season at Alpharetta H.S., threw for 3,625 yards and 29 touchdowns while rushing for 419 yards and 10 touchdowns.
- 2013 Franklin D. Watkins Award winner as top African-American Scholar-Athlete in America

HIGH SCHOOL/PERSONAL

- Participated in 2012 Elite 11 in Redondo Beach, Calif.
 - Starred in baseball; offered numerous scholarships
 - Majoring in aerospace engineering
 - Spent summer of 2015 at an internship at Pratt & Whitney, where he worked at the world leader in design, manufacture and service of aircraft engines for the United States government
 - Named one of 14 smartest college football players by the NFL.com in 2014 and 2015 (No. 2 in 2015)
- >> Full profile on Media Guide Page 51

CAREER STATS

Passing	GP/GS	Com	Att	TD	Int	Yds	Per/G	Long	High Yd
2013	5/4	72	121	2	6	695	139.0	43-UK240-Miz	
2014	6/5	112	177	9	6	1206	201.0	52-UK 301-SC	
2015	13/13	205	344	15	5	2291	176.2	75-UK 312-UGa	
2016	11/11	171	285	24	12	2315	210.5	67-2x 398-TAM	
Totals	35/33	560	927	50	20	6507	185.9	75-UK398-TAM	

Rushing	GP/GS	No	Yds	Avg	Per/G	TD	Long	High Yd
2013	5/4	38	189	5.0	37.8	1	40-UK	52-UK
2014	6/5	104	469	4.5	78.2	8	36-SC	166-SC
2015	13/13	146	671	4.6	51.6	11	62-UF	136-UF
2016	11/11	126	660	5.2	60.0	9	70-MU	190-MU
Totals	35/33	414	1989	4.8	56.8	29	70-MU	190-MU

Receiving	GP/GS	No	Yds	Avg	Per/G	TD	Long	High Yd
2015	13/13	1	58	58.0	4.8	1	58-UF	58-UF
2016	11/11	1	4	4.0	0.7	1	4-TAM	4-TAM

CAREER HIGHS

Completions	28 at Texas A&M, 10/8/16
Consecutive Completions	11 vs. Tennessee Tech, 11/5/16
Attempts	47 at Texas A&M, 10/8/16
Passing Touchdowns	4 vs. Florida, 9/24/16
Passing Yards	398 at Texas A&M, 10/8/16
Rushing Attempts	24 at South Carolina, 11/1/14
Rushing Yards	190 vs. Missouri, 11/19/16 (UT QB Record)
Rushing Touchdowns	3 at South Carolina, 11/1/14
Receptions	1 at Florida, 9/26/15, at Texas A&M, 10/8/16
Receiving Yards	58 at Florida, 9/26/15
Receiving Touchdowns	1 at Florida, 9/26/15, at Texas A&M, 10/8/16

GAME-BY-GAME STATISTICS

2013 Opp.	Comp	Att	TD	INT	Pct.	Yards	Lg	Run	Yds	TD	Lg
at Alabama	5	12	0	0	40.0	75	29	3	19	0	13
at Missouri (L)	26	42	0	2	61.9	240	25	7	45	0	32
Auburn (L)	16	25	0	1	64.0	128	30	10	50	0	32
Vanderbilt (L)	11	19	0	2	57.9	53	23	11	23	0	14
at Kentucky (W)	14	23	2	1	60.9	199	43	7	52	1	40

2014 Opp.	Comp	Att	TD	INT	Pct.	Yards	Lg	Run	Yds	TD	Lg
Alabama	19	32	2	1	59.4	192	28	19	75	0	30
at S.Carolina (W)	23	40	2	1	57.5	301	42	24	166	3	36
Kentucky (W)	19	27	3	0	70.3	297	52	10	48	1	13
Missouri (L)	24	37	1	1	64.9	195	24	17	13	0	21
at Vanderbilt (W)	11	20	0	2	55.0	92	33	21	91	2	23
vs. Iowa (W)	16	21	1	1	76.2	129	19	13	76	2	20

2015 Opp.	Comp	Att	TD	INT	Pct.	Yards	Lg	Run	Yds	TD	Lg
vs. B.Green (W)	15	22	2	0	68.2	205	45	12	89	1	30
Oklahoma (L)	13	31	1	1	41.9	125	20	14	12	1	15
W. Carolina (W)	15	21	2	0	71.4	144	25	4	6	0	11
at Florida (L)	10	17	0	0	58.8	83	19	18	136	0	62
Arkansas (L)	20	36	0	0	55.6	232	31	7	7	1	7
Georgia (W)	25	42	3	1	59.5	312	39	18	118	2	27
at Alabama (L)	13	22	1	0	59.1	171	34	16	19	0	17
at Kentucky (W)	16	26	2	1	61.5	233	75	7	51	2	28
So. Carolina (W)	20	34	2	1	58.8	255	37	13	35	0	10
No. Texas (W)	15	23	0	1	65.2	136	26	4	3	0	7
at Missouri (W)	16	24	0	0	75.0	89	21	10	54	1	23
Vanderbilt (W)	13	21	2	0	61.9	140	18	11	93	1	25
vs. Northwestern (W)	14	25	0	0	56.0	166	42	12	48	2	18

2016 Opp.	Comp	Att	TD	INT	Pct.	Yards	Lg	Run	Yds	TD	Lg
Appalachian St. (W)	16	29	1	1	55.2	192	67	1	-4	0	13
vs. Virginia Tech (W)	10	19	3	1	52.6	91	38	14	106	2	40
Ohio (W)	19	27	2	1	70.4	203	27	14	59	1	14
Florida (W)	16	32	4	2	50.0	319	67	17	80	1	22
at Georgia (W)	16	26	3	1	61.5	230	43	11	26	1	17
at Texas A&M (L)	28	47	1	2	59.6	398	53	17	57	0	33
Alabama (L)	16	27	0	1	59.3	92	16	7	-31	0	4
at S. Carolina (L)	12	26	1	2	46.2	161	25	12	27	0	31
Tenn. Tech (W)	12	13	3	0	92.3	183	43	1	3	0	3
Kentucky (W)	11	17	3	1	64.7	223	51	14	147	2	45
Missouri (W)	15	22	3	0	68.2	223	57	10	190	2	70

ON THE TENNESSEE CHARTS

Passing Completions - Career

1.	863	Peyton Manning	1994-97
2.	775	Casey Clausen	2000-03
3.	733	Erik Ainge	2004-07
4.	560	Joshua Dobbs	2013-Pres.
5.	540	Tyler Bray	2010-12
6.	514	Andy Kelly	1988-91
7.	476	Jeff Francis	1985-88

Passing Yards - Career

1.	11,201	Peyton Manning	1994-97
2.	9,707	Casey Clausen	2000-03
3.	8,700	Erik Ainge	2004-07
4.	7,444	Tyler Bray	2010-12
5.	6,397	Andy Kelly	1988-91
6.	6,507	Joshua Dobbs	2013-Pres.
7.	5,867	Jeff Francis	1985-88
8.	4,592	Tee Martin	1996-99
9.	4,187	Jonathan Crompton	2006-09
10.	4,088	Heath Shuler	1991-93

Passing Attempts - Career

1.	1,381	Peyton Manning	1994-97
2.	1,270	Casey Clausen	2000-03
3.	1,210	Erik Ainge	2004-07
4.	927	Joshua Dobbs	2013-Pres.
5.	922	Tyler Bray	2010-12
6.	846	Andy Kelly	1988-91
7.	768	Jeff Francis	1985-88

Passing Touchdowns - Career

1.	89	Peyton Manning	1994-97
2.	75	Casey Clausen	2000-03
3.	72	Erik Ainge	2004-07
4.	69	Tyler Bray	2010-12
5.	50	Joshua Dobbs	2013-Pres.
6.	36	Jonathan Crompton	2006-09
	36	Heath Shuler	1991-93
	36	Andy Kelly	1988-93

Total Offense - Career

1.	11,020	Peyton Manning	1994-97
2.	9,577	Casey Clausen	2000-03
3.	8,558	Joshua Dobbs	2013-Pres.
4.	8,473	Erik Ainge	2004-07
5.	7,237	Tyler Bray	2010-12
6.	6,427	Andy Kelly	1988-91
7.	5,900	Jeff Francis	1985-88

Rushing Yards By Quarterback - Career

1.	1,989	Joshua Dobbs	2013-Pres.
2.	1,374	Jimmy Streater	1976-79
3.	966	Condredge Holloway	1972-74

Rushing Touchdowns By Quarterback - Career

1.	29	Joshua Dobbs	2013-Pres.
2.	25	Jimmy Streater	1976-79
3.	16	Tee Martin	1996-99
4.	14	Heath Shuler	1991-93

Rushing Yards By Quarterback - Season

1.	671	Joshua Dobbs	2015
2.	660	Joshua Dobbs	2016
3.	593	Jimmy Streater	1978
4.	469	Joshua Dobbs	2014
5.	433	Condredge Holloway	1973

#12 QUINTEN DORMADY

QB, 6-4, 216, So., Boerne, Texas

2016

- Entered in relief late vs. Missouri (11/19)
- Saw action off the bench in 55-0 rout of Tennessee Tech (11/5), finishing 9-of-13 for 109 yards and rushing once for three yards
- Entered in relief in the fourth quarter against Alabama (10/15), finishing 2-of-4 for 39 yards, including a season-long 36-yard throw
- Saw playing time in fourth quarter of win over Virginia Tech (9/10) in Battle at Bristol

2015

- Played in six games in true freshman season, completed 13-of-22 for 209 yards with a touchdown pass
- In Outback Bowl, was 2-of-4 for 28 yards vs. Northwestern (1/1)
- Finished regular-season finale win vs. Vanderbilt (11/28) with 52 yards on 2-of-4 passing
- Played late vs. North Texas (11/14) and completed 3-of-5 for 36 yards with four carries for six yards
- Threw first touchdown pass, 24-yard score to Preston Williams, vs. Western Carolina (9/19), as he was 6-of-8 for 93 yards

- One of 15 true freshmen to play in 2015 opener vs. Bowling Green (9/5)

HIGH SCHOOL/PERSONAL

- Consensus 4-star from Boerne, Texas (pronounced Burnie), where he played for his father Mike Dormady
- Has added on 16 pounds since coming to Tennessee as an early spring enrollee in Jan. 2015
- In high school, totaled nearly 6,000 passing yards in two varsity seasons with 59 touchdown passes
- Threw for 2,893 yards on 210-of-369 with 32 touchdowns as senior in 2014 in guiding Greyhounds to 8-3 record
- Threw four or more touchdowns in five different games and 300-plus yards in four games
- Opened season with 409 passing yards with five touchdowns in win
- Missed his junior season with a torn labrum

>> Full profile on Media Guide Page 53

CAREER STATS

Passing	GP/GS	Com	Att	TD	Int	Yds	Per/G	Long	High Yd
2015	6/0	13	22	1	0	209	34.8	49-WCU	93-WCU
2016	4/0	11	17	0	0	148	37.0	36-UA109-TTU	
Totals	10/0	24	39	1	0	357	35.7	49-WCU	109-TTU

Rushing	GP/GS	No	Yds	Avg	Per/G	TD	Long	High Yd
2015	6/0	10	5	0.6	0.8	0	6-BG	10-BG
2016	4/0	1	3	3.0	0.8	0	3-TTU	3-TTU
Totals	10/0	11	8	0.7	0.8	0	6-BG	10-BG

2015 Opp.	Comp	Att	TD	INT	Pct.	Yards	Lg	Run	Yds	TD	Lg
vs. B.Green	0	1	0	0	0.0	0	0	3	10	0	6
W. Carolina	6	8	1	0	75.0	93	49	2	-2	0	2
at Kentucky	0	0	0	0	0	0	0	0	0	0	0
North Texas	3	5	0	0	60.0	36	21	4	6	0	4
Vanderbilt	2	4	0	0	50.0	52	25	0	0	0	0
vs. Northwestern	2	4	0	0	50.0	28	18	1	-9	0	0

2016 Opp.	Comp	Att	TD	INT	Pct.	Yards	Lg	Run	Yds	TD	Lg
vs. Virginia Tech	0	0	0	0	0.0	0	0	0	0	0	0
Alabama	2	4	0	0	50.0	39	36	0	0	0	0
Tenn. Tech	9	13	0	0	69.2	3	3	0	0	0	0
Missouri	0	0	0	0	0.0	0	0	0	0	0	0

#27 CARLIN FILS-AIME

RB, 5-11, 175, Fr., Naples, Fla.

2016

- Had two carries for 12 yards in win vs. Missouri (11/19)
- Rushed for **27 yards and two touchdowns on eight carries against Tennessee Tech** (11/5). First TD of career was a two-yard run in the second quarter.
- Made collegiate debut vs. Virginia Tech (9/10), rushing for 19 yards on four carries

HIGH SCHOOL/PERSONAL

- **247 Sports: 4-star (No. 12 RB, No. 40 prospect in Florida)**
- **ESPN: 4-star (No. 8 RB, No. 27 prospect in Florida)**
- **Rivals: 3-star (No. 14 RB, No. 46 prospect in Florida)**
- **Scout: 4-star (No. 14 RB, No. 3 RB in Florida)**
- **Lettered at Naples High School in Naples, Florida for coach Bill Kramer**
- **Member of ESPN 300**
- **PrepStar Top All-American**
- **Named Naples Daily News Offensive Player of the Year in 2015**
- **Member of 2015 All-USA All-Florida First Team**
- **Named to 2015 All-State Class 6A First-Team**
- **Piled up 2,624 rushing yards and 41 touchdowns in his prep career**
- **Ran for 1,505 yards and 23 touchdowns as a senior in 2015, also caught 14 passes for 375 yards and five touchdowns**

>> Full profile on Record Book Page 55

CAREER STATS

Rushing	GP/GS	No	Yds	Avg	Per/G	TD	Long	High Yd
2016	7/0	14	58	4.1	7.7	2	8-TTU,MU	27-TTU
Totals	7/0	14	58	4.1	7.7	2	8-TTU,MU	27-TTU

Receiving	GP/GS	No	Yds	Avg	Per/G	TD	Long	High Yd
2016	7/0	0	0	0.0	0.0	0	--	--
Totals	7/0	0	0	0.0	0.0	0	--	--

CAREER HIGHS

Rushes	8 vs. Tennessee Tech, 11/5/16
Rushing Yards	27 vs. Tennessee Tech, 11/5/16
Rushing Touchdowns	2 vs. Tennessee Tech, 11/5/16

CAREER GAME-BY-GAME

2016 Opp.	Rush-Yards-TD, Lg	Rec-Yards-TD, Lg
App State	DNP	
vs. Virginia Tech	4-19-0, 6	0-0-0
Ohio	DNP	
Florida	DNP	
at Georgia	DNP	
at Texas A&M	0-0-0	0-0-0
Alabama	0-0-0	0-0-0
at S. Carolina	0-0-0	0-0-0
Tenn. Tech	8-27-2, 8	0-0-0
Kentucky	0-0-0	0-0-0
Missouri	2-12-0, 8	0-0-0

#13 MALIK FOREMAN

DB/KR, 5-10, 190, Sr., Kingsport, Tenn.

2016

- Started at right corner vs. Missouri (11/19), finishing with two tackles
- Made four tackles and had one pass breakup against Kentucky (11/12)
- **For second-straight week, made a key play late in the game at Texas A&M (10/8). With 2:07 left in the game, chased down Trayveon Williams on a 71-yard run, punching the ball out of his hands right before the goal line to prevent the Aggies from going up two scores.** The play resulted in a touchback for Tennessee and the Vols tied the game on their ensuing possession. Finished game with three tackles and matched career high with two pass breakups
- **Made key interception at Georgia (10/1) in fourth quarter. With UT up 28-24 and 2:45 left in the game, intercepted a pass from Jacob Eason on the left sideline at the UT 36, getting one foot inbounds.** Started at right cornerback and finished with four tackles.
- Played off the bench in win vs. Florida (9/24)
- Suspended from Ohio (9/17) game due to violation of team rules
- Started at nickel, had two tackles vs. Virginia Tech (9/10)
- Made three tackles and 0.5 TFL vs. App State (9/1)

2015

- In 2015, switched his number from #22 to #13 to honor teammate Devaun Swafford, who had his career ended due to injury. The pair played together at Dobyns-Bennett H.S. and with Vols
- Played all 13 games with 10 starts (all at nickelback) in 2015, making making 25 tackles, 4.0 TFLs, an interception and a forced fumble
- **Second on team with 10 pass breakups in 2015**
- All four of his TFLs came in the last four regular-season games
- Second career interception came in the Outback Bowl win over Northwestern (1/1)
- Three tackles at Missouri (11/21) and vs. Vanderbilt (11/28)
- **Season-high four tackles**, including a TFL and two pass breakups vs. North Texas (11/14)
- **Forced game-clinching fumble in final minute of win** over South Carolina (11/7) and had three tackles with two TFLs in most complete game
- Three tackles with two pass breakups at Florida (9/26)
- First career start came in 2015 opener vs. Bowling Green (9/5), making three tackles

2014

- In 2014, played in all 13 games and made 10 tackles; returned four kickoff returns for 70 yards
- Career-high five tackles in 2015 TaxSlayer Bowl win over Iowa (1/2/15), also returned a kickoff for 18 yards

2013

- **Intercepted first career pass in debut vs. Austin Peay (8/31/13); first Vol true freshman since Dwayne Goodrich (8/31/1996) with INT in season opener**

- Was a track standout at Dobyns Bennett high school, who owned 100m PR of 10.69.

>> Full profile on Media Guide Page 56

CAREER STATS

Defense	GP/GS	UT	AT	TT	Sack	TFL	FF	FR	PD	Int	High Tk
2013	9/0	6	4	10	0-0	1-3	0	0	1	1-4	3-2x
2014	13/0	8	2	10	0-0	0-0	0	0	1	0-0	5-lowa
2015	13/10	22	3	25	0-0	4-7	1	0	10	1-0	4-NT
2016	7/5	14	4	18	0-0	0.5-1	1	0	4	1-0	4-UGA,UK
Totals	42/15	50	13	63	0-0	5.5-11	2	0	16	3-4	5-lowa

Kick Returns	GP/GS	No	Yds	Avg	Per/G	TD	Long	High Yd
2014	13/0	4	70	17.5	5.4	0	23-SC	29-UTC

CAREER HIGHS

Tackles	5 vs. Iowa, 1/2/15
Tackle For Loss	2 vs. South Carolina, 11/7/15
Interceptions	1, 3x last at Georgia, 10/1/16
Pass Breakups	2 vs. North Texas, 11/14/15, at Texas A&M, 10/8/16
Forced Fumble	2 vs. South Carolina, 11/7/15
Kickoff Returns	2 vs. Chattanooga, 10/11/14
Kickoff Return Yards	29 vs. Chattanooga, 10/11/14
Long Kickoff Return	23 at South Carolina, 11/1/14

CAREER GAME-BY-GAME

2013 Opp.	U-A-T, Other	2014 Opp.	U-A-T, Other / KR
Austin Peay	3-0-3, 1-4 int, pd	Utah State	0-0-0
W. Kentucky	0-0-0	Ark. State	1-0-1
at Oregon	0-0-0	at Oklahoma	0-0-0
at Florida	DNP	at Georgia	1-0-1
So. Alabama	DNP	Florida	0-0-0
Georgia	0-0-0	Chattanooga	0-2-2 / 2-29-0, 15
So. Carolina	DNP	at Ole Miss	1-0-1
at Alabama	1-0-1, 1-3 tfl	Alabama	0-0-0
at Missouri	1-0-1	at So. Carolina	0-0-0 / 1-23-0, 23
Auburn	1-2-3	Kentucky	0-0-0
Vanderbilt	0-0-0	Missouri	0-0-0 pbu
at Kentucky	0-2-2	at Vanderbilt	0-0-0
		vs. Iowa	5-0-5

2015 Opp.	U-A-T, Other	2015 Opp.	U-A-T, Other
vs. B. Green	3-0-3, pbu	at Kentucky	0-1-1
Oklahoma	0-1-1	So. Carolina	3-0-3, 2-3 tfl, ff, pbu
W. Carolina	1-0-1	No. Texas	4-0-4, 1-1 tfl, 2 pbu
at Florida	3-0-3, 2 pbu	at Missouri	3-0-3, 1-3 tfl
Arkansas	1-0-1, pbu	Vanderbilt	3-0-3
Georgia	0-0-0, 2 pbu	vs. Nwestrn	1-0-1, 1 INT
at Alabama	0-1-1		

2016 Opp. U-A-T, Other

App State	1-2-3, 0.5-1 tfl
v. V Tech	1-1-2
Ohio	DNP-SUSP
Florida	0-0-0
at Georgia	4-0-4, 1-0 int
at Texas A&M	3-0-3, ff, 2 pbu
Alabama	DNP-INJ
at S. Carolina	DND-INJ
Tenn. Tech	DNP
Kentucky	3-1-4, 1 pbu
Missouri	2-0-2

#7 RASHAAN GAULDEN

DB, 6-1, 185, R-So., Spring Hill, Tenn.

2016

- Made eighth start at nickel gainst Missouri (11/19) and made a career-high nine tackles
- Tallied six tackles (five solo) and 1.0 TFL in win vs. Kentucky (11/12)
- Recorded six tackles (three solo) and 0.5 TFL vs. Tennessee Tech (11/5)
- Recorded four tackles at South Carolina (10/29)
- Made six tackles, including career-best 2 TFL for 11 yards against Alabama (10/15) in fourth start at nickel
- Started at nickel against Texas A&M (10/8) and made three tackles
- Recorded career-high eight tackles (seven solo) and had one pass breakup in win at Georgia (10/1)
- Started at nickelback vs. in win vs. Florida (9/24) and recorded one solo tackle and one quarterback hurry
- Made first start of career at nickelback against Ohio (9/17), tying career high with seven tackles (six solo)
- Made a career-high seven tackles (four solo) and half of a TFL against Virginia Tech (9/10)
- Had one tackle and one pass breakup against Appalachian State (9/1), first game action since 2014

2015

- **Missed 2015 after suffering season-ending foot injury during training camp in late August**
- Secondary teammate Cameron Sutton wore Gaulden's #7 as a tribute during the 2015 season
- Prior to injury, Gaulden was working as the Vols starting nickelback
- At 2015 Orange & White Spring Game, awarded the Andy Spiva Defensive Player Award at the 2015 Orange and White Game

>> Full profile on Media Guide Page 57

CAREER STATS

Defense/GP/GS	UT	AT	TT	Sack	TFL	FF	FR	PD	Int	High Tk
2014	11/0	6	1	7	0-0	0-0	0	0	0-0	1-6x
2015	DNP									
2016	11/8	44	14	58	0-0	5-23	0	0	2	0-0
Totals	22/8	50	15	65	0-0	5-23	0	0	2	0-0

CAREER HIGHS

Tackles	9 vs. Missouri, 11/19/16
Tackle For Loss	2 vs. Alabama, 10/15/16
Pass Breakups	1 vs. Appalachian State, 9/1/16, at Georgia, 10/1/16
Quarterback Hurry	1 vs. Florida, 9/24/16

CAREER GAME-BY-GAME

2014 Opp.	U-A-T, Other	2015 Opp.	U-A-T, Other
Utah State	1-0-1	Missed entire season due to injury	
Ark. State	DNP		
at Oklahoma	DNP		
at Georgia	0-1-1		
Florida	0-0-0		
Chattanooga	0-0-0		
at Ole Miss	1-0-1		
Alabama	0-0-0		
at S. Carolina	1-0-1		
Kentucky	1-0-1		
Missouri	0-0-0		
at Vanderbilt	1-0-1		
vs Iowa	1-0-1		

2016 Opp. U-A-T, Other

App State	1-0-1, 1 pbu
v. V Tech	4-3-7, 0.5-0 tfl
Ohio	6-1-7
Florida	1-0-1, 1 qh
at Georgia	7-1-8, 1 pbu
at Texas A&M	2-1-3
Alabama	6-0-6, 2-11 tfl
at S. Carolina	2-2-4
Tenn. Tech	3-3-6, 0.5-1, tfl
Kentucky	5-1-6, 1-3 tfl
Missouri	7-2-9, 1-8 tfl

#19 JEFF GEORGE

WR, 6-6, 195, R-Jr., Leavenworth, Kan.

• 2016 Spring Enrollee

2016

- Recorded first catch vs. Tennessee Tech (11/5), hauling in one catch for 20 yards
- Made first start of Tennessee career vs. Alabama (10/15)
- Played in Vols wins vs. Florida (9/24) and Ohio (9/17)
- Saw action off the bench vs. Virginia Tech (9/10)
- Made Tennessee debut vs. Appalachian State (9/1)

JUCO/PERSONAL

- Transferred to Tennessee after playing at Dodge City Community College (Kan.) from 2014-15 under coach Gary Thomas and redshirting freshman year at Southwestern Oklahoma State University in 2013
- 247 Sports: 3-star (No. 38 overall JUCO prospect, No. 6 JUCO WR, No. 8 JUCO prospect in Kansas)
- ESPN: 4-star (No. 26 JUCO prospect, No. 7 JUCO WR)
- Rivals: 4-star (No. 2 JUCO WR)
- Scout: 3-star (No. 51 JUCO prospect, No. 9 JUCO WR)
- In 2015, was Second Team All-KJCCC and led his Dodge City CC with 49 receptions on the season for 685 yards and five touchdowns
- Helped the Conquistadors reach the Salt City Bowl against Snow College, after posting a 9-2 record in the regular season
- In 2014 was an Honorable Mention for All-KJCCC and finished third on the team in receptions (46), receiving yards (690) and touchdowns (4)

>> Full profile on Record Book Page 58

Receiving	GP/GS	No	Yds	Avg	Per/G	TD	Long	High Yd
2016	7/1	1	20	20.0	2.9	0	20-TTU	20-TTU
Totals	7/1	1	20	20.0	2.9	0	20-TTU	20-TTU

#26 STEPHEN GRIFFIN

DB, 6-2, 205, So., Charlotte, N.C.

2016

- Matched career high with four tackles (four solo) and had one pass break-up vs. Missouri (11/19)
- Recorded a career-high four tackles (three solo) and forced one fumble vs. Kentucky (11/12)
- Saw action on special teams against Texas A&M (10/8), Alabama (10/15) and South Carolina (10/29)
- Played in Vols win vs. Florida (9/24)
- Made one tackle vs. Ohio (9/17)
- Recorded one tackle vs. Virginia Tech (9/10)

2015

- Played in eight games in 2015 as a reserve in the secondary and on special teams, making five tackles with one TFL
- Finished with two tackles vs. Vanderbilt (11/28)
- Made three tackles vs. Western Carolina (9/19), including a TFL for two yards

HIGH SCHOOL/PERSONAL

- Consensus 3-star recruit by 247Sports, ESPN, Rivals and Scout after lettering at South Mecklenburg High School in Charlotte for coach Rocky White
- Lived in Knoxville during his youth
- Father Steve was a running back at Clemson

CAREER STATS

Defense/GP/GS	UT	AT	TT	Sack	TFL	FF	FR	PD	Int	High Tk
2015	8/0	5	0	5	0-0	1-2	0	0	0-0	3-WC
2016	9/0	7	3	10	0-0	0-0	1	0	1	0-0 4-UK, MU
Totals	17/0	12	3	15	0-0	1-2	1	0	1	0-0 4-UK, MU

CAREER HIGHS

Tackles	4 vs. Kentucky, 11/12/16, vs. Missouri, 11/19/16
Tackle For Loss	1 vs. Western Carolina, 9/19/15
Fumbles Forced	1 vs. Kentucky, 11/12/16
Pass Breakups	1 vs. Missouri, 11/19/16

#76 CHANCE HALL

OL, 6-4, 318, So., Roanoke, Va.

- 2015 Sporting News Freshman All-American
- 2015 247Sports Freshman All-American
- 2015 Scout.com Second Team Freshman All-American
- 2015 All-SEC Freshman Team

2016

- Started at right tackle against Texas A&M (10/8), Alabama (10/15), South Carolina (10/29) and Tennessee Tech (11/5)
- Started at RT in UT's 55-0 rout of Tennessee Tech (11/5) with offensive line paving the way for 7.1 yards per carry (best since 7.5 vs. South Alabama in 2013) and 9.1 yards per play (best since 9.4 vs. Troy on Nov. 3, 2012)
- Started at right tackle in win at Georgia (10/1)
- Made season debut in win vs. Florida (9/24), starting at right tackle
- Missed first three games of season due to injury

2015

- True freshman right tackle, played in 10 games, starting the last seven games in 2015
- Helped offensive line as Vols posted 2,908 rushing yards, second in school history
- Vols rushed for 200-plus yards in nine games
- Aided rushing attack of 331 yards in regular-season finale win over Vanderbilt (11/28)
- Vols piled up 248 rushing yards at Missouri (11/21), most allowed by Tigers season and vs. defense which was allowing 113 rushing yards per game, entering contest
- First start came at #8 Alabama (10/24) at right tackle
- Saw significant time at right tackle vs. #19 Georgia (10/10) and did not allow a sack, while helping Vols to 519 yards of total offense
- One of 15 true freshmen to make college debut vs. Bowling Green (9/5)
- 4-star recruit from Northside H.S. in Roanoke, Virginia
- Sat out the 2014 season with a torn Achilles tendon
- First-team all-state in Virginia as a junior in 2013 on both the offensive and defensive lines
- Helped Vikings to Virginia State Championship in 2013
- Also played basketball in high school, averaging 20 points and 10 rebounds per game

>> Full profile on Media Guide Page 59

CAREER STATS

Games Played/Started: 2015: 10/7; 2016: 6/6; Career: 16/13

#31 PARKER HENRY

H, 6-1, 185, R-So., Hendersonville, Tenn.

• Vols' primary placeholder in 2016

- Joined Vols as a walk-on in 2015.
- Played quarterback and defensive back for Beech Senior High School in Hendersonville, Tenn., for coach Anthony Crabtree
- As a senior, threw for 860 yards and five touchdowns, also rushed for 230 yards and three touchdowns
- Led the Buccaneers defense with 5 interceptions during his senior season
- Also took on punting duties as a senior, booting 35 punts for an average of 32.2 yards (63 long)
- Had a strong defensive presence during his junior season, recording 80 total tackles, four interceptions, and three forced fumbles
- Helped Beech Senior to a State Championship victory in 2012

CAREER STATS

Games Played/Started: 2016: 11/11

#15 JAUAN JENNINGS

WR, 6-3, 205, So., Murfreesboro, Tenn.

2016

- Caught four passes for 67 yards and two scores against Missouri (11/19), including a 49-yard TD pass in the first quarter and a five-yard TD pass in the third. Also had one rush for four yards.
- Against Kentucky (11/12), had one catch for 19 yards, one rush for seven yards and made an interception on a UK Hail Mary in the closing seconds of the second quarter
- Caught two passes for five yards against Tennessee Tech (11/5), including a three-yard touchdown reception from Joshua Dobbs at the start of the second quarter
- Had three catches for 54 yards, including a six-yard touchdown, at South Carolina (10/29)
- Caught three passes for 20 yards vs. Alabama (10/15)
- Threw a four-yard pass to Joshua Dobbs in the first quarter at Texas A&M (10/8). Set new career high with five receptions that totaled 68 yards.
- Caught game-winning 43-yard Hail Mary with no time left to lift Vols to comeback win at Georgia (10/1). Out-jumped UGA defenders at front left side of end zone to make the catch. Finished with three catches for 71 yards and the winning touchdown.
- Recorded first 100-yard performance of career and the first of any Vol in 2016 season with three catches for 111 yards and a career-long 67-yard touchdown in win vs. Florida (9/24)
- Matched career high with three receptions vs. Ohio (9/17), totaling 24 yards
- Scored on a five-yard pass from Joshua Dobbs in the first quarter against Virginia Tech (9/10), pulling the Vols to within 14-7
- Caught two passes for seven yards and one touchdown (first of career) vs. Virginia Tech (9/10).

2015

- Converted quarterback, emerged as a surprise of 2015 training camp with move to receiver
- Played in 11 games in 2015 with six starts at receiver
- 2015: Had 14 catches for 149 yards along with seven rushes for 15 yards and a 58-yard passing touchdown
- 2015: Also made five tackles as a special teams punner
- 26-yard reception to set up TD vs. North Texas (11/14)
- Threw a 58-yard touchdown pass to Joshua Dobbs at Florida (9/26) for first pass attempt and completion
- Caught two passes for 15 yards, also ran two times for 13 yards out of Wildcat QB formation vs. W. Carolina (9/19)
- In college debut, in return to Midstate, had three catches for 56 yards vs. Bowling Green (9/5)
- Became first true freshman to start an opener at receiver since Marquez North in 2013
- One of 15 true freshmen to debut in 2015 opener, only one to start
- After working at quarterback as a early January enrollee, moved to receiver at start of camp

- Had his black stripe removed on Aug. 17

HIGH SCHOOL/PERSONAL

- Consensus 4-star recruit out of Blackman H.S.
- Honored as the 2014 Tennessee Mr. Football Division I Class AAA Back of the Year
- Named The Tennessean Player of the Year in 2014
- First team All-State and All-District as a senior
- Passed for 2,155 yards with 22 touchdown passes as a senior; ran for 883 yards with 17 touchdowns in leading Blaze to an 11-2 record and district title
- Guided Blackman to the Tennessee State quarterfinals in 2014 and semifinals in 2013.
- Played basketball (17 ppg, 8 rpg) and ran track for Blaze
- Sister Alexis Jennings plays basketball at University of Kentucky

>> Full profile on Media Guide Page 63

CAREER STATS

Receiving	GP/GS	No	Yds	Avg	Per/G	TD	Long	High Yd
2015	11/6	14	149	10.9	13.5	0	30-BG	56-BG
2016	11/8	30	446	14.9	40.5	7	67-UF	111-UF
Totals	22/14	44	595	13.5	27.0	7	67-UF	111-UF

Rushing	GP/GS	No	Yds	Avg	Per/G	TD	Long	High Yd
2015	11/6	7	15	2.1	1.5	0	12-WCU	13-WCU
2016	11/8	2	11	5.5	1.0	0	7-UK	7-UK
Totals	22/14	9	26	2.9	1.2	0	12-WCU	13-WCU

Passing	GP/GS	Com	Att	TD	Int	Yds	Long	High Yd
2015	11/6	1	2	1	0	58	58-UF	58-UF
2016	11/8	1	2	1	0	4	4-TAMU	4-TAMU
Totals	2	4	2	0	62	58-UF	58-UF	58-UF

CAREER HIGHS

Receptions	5	vs. Texas A&M, 10/8/16
Receiving Yards	111	vs. Florida, 9/24/16
Receiving Touchdowns	2	vs. Missouri, 11/19/16
Rushes	2	vs. Western Carolina, 9/19/15
Rushing Yards	12	vs. Western Carolina, 9/19/15
Pass Attempts	1, 3x	at Florida, 9/26/15, vs. Florida 9/24/16, at Texas A&M, 10/8/16
Pass Completions	1	at Florida, 9/26/15, at Texas A&M, 10/8/16
Passing Yards	58	at Florida, 9/26/15
Passing Touchdowns	1	at Florida, 9/26/15, at Texas A&M, 10/8/16
Interceptions	1	vs. Kentucky, 11/12/16

CAREER GAME-BY-GAME

2015 Opp.	Rec-Yds-TD, Lg	Rush-Yds-TD, Lg	Passing
vs. B. Green	3-56-0, 30	2-3-0, 4	
Oklahoma	1-5-0, 5	0-0-0	
W. Carolina	2-15-0, 12	2-13-0, 12	
at Florida	1-1-0, 1	0-0-0	1-1-58, TD
Arkansas	2-10-0, 6	0-0-0	0-1-0
Georgia	1-13-0, 13	2-1-0, 1	
at Alabama	0-0-0	0-0-0	
at Kentucky	1-11-0, 11	1-(-2)-0, -2	
So. Carolina	1-5-0, 5	0-0-0	
North Texas	1-26-0, 16	0-0-0	
at Missouri	DNP-INJ		
Vanderbilt	DNP-INJ		
vs. Northwestern	1-7-0, 7	0-0-0	

2016 Opp.	Rec-Yds-TD, Lg	Rush-Yds-TD, Lg	Passing
App State	1-0-0	0-0-0	
vs. Virginia Tech	2-7-1, 5	0-0-0	
Ohio	3-24-0, 17	0-0-0	
Florida	3-111-1, 67	0-0-0	0-1-0
at Georgia	3-71-1, 43	0-0-0	
at Texas A&M	5-68-0, 20	0-0-0	1-1-4, TD
Alabama	3-20-0, 11	0-0-0	
at South Carolina	3-54-1, 25	0-0-0	
Tenn. Tech	2-5-1, 3	0-0-0	
Kentucky	1-19-0, 19	1-7-0, 7	DEF: 1 INT
Missouri	4-67-2, 49	1-4-0, 4	

#17 BRANDON JOHNSON

WR, 6-2, 180, Fr., Plantation, Fla.

2016

- Caught one pass for 22 yards against Missouri (11/19)
- Enjoyed breakout game against Tennessee Tech (11/5), making five catches for 64 yards
- Had one catch for seven yards at Texas A&M (10/8)
- Made collegiate debut against Ohio (9/17) and also saw action off the bench against Georgia (10/1), Texas A&M (10/8), Alabama (10/15) and South Carolina (10/29)

HIGH SCHOOL/PERSONAL

- **247 Sports:** 4-star (No. 52 WR, No. 38 prospect in Florida)
 - **ESPN:** 4-star (No. 52 WR No. 57 prospect in Florida)
 - **Rivals:** 3-star (No. 98 WR, No. 82 prospect in Florida)
 - **Scout:** 3-star (No. 117 WR, No. 20 wide receiver in Florida)
 - Lettered at American Heritage School in Plantation, Fla., for coach Mike Rumph, former NFL first-round draft pick
 - PrepStar All-Southeast Region selection
- >> Full profile on Record Book Page 48

CAREER STATS

Receiving	GP/GS	No	Yds	Avg	Per/G	TD	Long	High Yd
2016	8/0	7	93	13.3	11.6	0	22-MU	64-TTU
Totals	8/0	7	93	13.3	11.6	0	22-MU	64-TTU

CAREER HIGHS

Receptions	5	vs. Tennessee Tech, 11/5/16
Receiving Yards	64	vs. Tennessee Tech, 11/5/16
Receiving Touchdowns	N.A	

#66 JACK JONES

OL, 6-4, 307, So., Murfreesboro, Tenn.

2016

- Came off the bench in win vs. Kentucky (11/12)
- Saw action off the bench vs. Tennessee Tech (11/5), playing both guard and center in UT's 55-0 rout with offensive line paving the way for 7.1 yards per carry (best since 7.5 vs. South Alabama in 2013) and 9.1 yards per play (best since 9.4 vs. Troy on Nov. 3, 2012)
- Started at right guard against Texas A&M (10/8), Alabama (10/15) and South Carolina (10/29)
- Started at right guard in win at Georgia (10/1)
- Started at right guard in win vs. Florida (9/24)
- Made first start of season at right guard (second start of career) vs. Ohio (9/17), helping pave way for 404 yards of total offense, including 201 yards rushing
- Made season debut off the bench vs. Virginia Tech (9/10)

2015

- As a true freshman right guard, played in nine games with one start
- Drew first start in college at #8 Alabama (10/24)
- Saw significant time at right guard vs. #19 Georgia (10/10) and did not allow a sack, while helping Vols to 519 yards of total offense
- One of 15 true freshmen to debut vs. Bowling Green (9/5)

HIGH SCHOOL/PERSONAL

- Consensus 4-star recruit from Oakland H.S.
 - 2015 Under Armour All-American
 - Honored as Tennessee Class AAA Mr. Football Lineman of the Year in both 2013 and 2014
 - All-state selection in Tennessee as a junior and senior
 - Posted 125 pancake blocks as a senior, despite missing three games with a knee injury
 - Helped Patriots to a 14-2 record as a senior
 - Played both offensive and defensive line
 - Had 121 pancake blocks as a junior
 - Also played basketball in high school
 - Served as class president, member of FCA and Young Life in high school
- >> Full profile on Media Guide Page 66

CAREER STATS

Games Played/Started: 2015: 9/1; 2016: 9/5; Career: 18/6

#53 COLTON JUMPER

LB, 6-2, 224, Jr., Lookout Mountain, Tenn.

2016

- Came off the bench against Missouri (11/19) and made eight tackles (six solo), including one TFL
- Played MIKE linebacker off the bench vs. Kentucky (11/12), recording four tackles (two solo)
- Had two tackles, 0.5 TFL and one QB hurry against Tennessee Tech (11/5)
- Started at Will linebacker at South Carolina (10/29), making three tackles and one quarterback hurry
- Recorded three tackles and one QB hurry vs. Alabama (10/15)
- **Started at MLB over five-game stretch (Ohio, Florida, Georgia, Texas A&M, Alabama) in place of injured Darrin Kirkland Jr., racking up 39 tackles, 2.5 TFLs, one forced fumble, one interception and two passes defended in those games**
- **Had 10 tackles and one TFL and made first interception of career in the third quarter at Texas A&M (10/8), picking off Trevor Knight on a tipped ball**
- **Made career-high 11 tackles, had first forced fumble of career and 0.5 TFL in comeback win at Georgia (10/1).** Forced a Sony Michel fumble at the UT goal line that was recovered by Jacob Eason in for a UGA touchdown.
- **Recorded eight tackles (four solo) and had one pass breakup in win vs. Florida (9/24)**
- Made first start of the season at MLB vs. Ohio (9/17), posting career-high seven tackles (five solo), one TFL
- Saw action at MLB off of the bench vs. Virginia Tech (9/10), entering after Darrin Kirkland Jr. exited with an injury, and tallied three tackles

2015

- Played all 13 games, started three games in 2015, making 10 tackles with one TFL and one QB hurry
- Made one tackle vs. Northwestern (1/1) in Outback Bowl
- Made one tackle vs. Vanderbilt (11/28)
- Four tackles and TFL vs. #19 Oklahoma (9/12)
- Made two tackles in 2015 opener vs. Bowling Green (9/5)

2014

- Did not play in any games

HIGH SCHOOL/PERSONAL

- Spent a post-graduate year at The Hun School in Princeton, N.J., in 2013
 - Finished high school career at Baylor with 251 tackles, 39 TFL, 22 sacks, two interceptions, caused five fumbles, recovered two fumbles and blocked one FG
 - Brother of Vol tight end Will Jumper
- >> Full profile on Media Guide Page 67

CAREER STATS

Defense	GP/GS	UT	AT	TT	Sack	TFL	FF	FR	QH	Int	High Tk
2014	0/0	0	0	0	0-0	0-0	0	0	0	0-0	--
2015	13/3	6	4	10	0-0	1-1	0	0	1	0-0	4-OU
2016	11/6	36	23	59	0-0	4-7	1	0	3	1-0	11-UGA
Totals	24/9	42	27	69	0-0	5-8	1	0	4	1-0	11-UGA

CAREER HIGHS

Tackles	11	at Georgia, 10/1/16
Tackles for Loss	1	vs. Oklahoma, 9/12/15, vs. Ohio, 9/17/16, at Texas A&M, 10/8/16, vs. Missouri, 11/19/16
Fumbles Forced	1	at Georgia, 10/1/16
Interception	1	at Texas A&M, 10/8/16
Pass Breakup	1	vs. Florida, 9/24/16

GAME-BY-GAME STATISTICS

2015 Opp.	U-A-T, Other	2015 Opp.	U-A-T, Other
vs. B. Green	1-1-2	at Kentucky	0-0-0
Oklahoma	3-1-4, 1-1 tfl	So. Carolina	0-0-0
W. Carolina	1-1-2	No. Texas	0-0-0 qh
at Florida	0-0-0	at Missouri	0-0-0
Arkansas	0-0-0	Vanderbilt	0-1-1
Georgia	0-0-0	vs. Northwestern	1-0-1
at Alabama	0-0-0		

2016 Opp. U-A-T, Other

App State	0-0-0
vs. Virginia Tech	2-1-3
Ohio	5-2-7, 1-1 tfl
Florida	4-4-8, 1 pbu
at Georgia	6-5-11, 0.5-1 tfl, ff
at Texas A&M	7-3-10, 1.0-3 tfl, int
Alabama	1-2-3, 1 qh
at S. Carolina	3-0-3, 1 qh
Tenn. Tech	0-2-2, 0.5-1 tfl, qhb
Kentucky	2-2-4
Missouri	6-2-8, 1-1 tfl

#6 ALVIN KAMARA

RB, 5-10, 215, R-Jr., Norcross, Ga.

- On watch list for 2016 Doak Walker Award
- 2016 Preseason Media All-SEC (all purpose)
- 2016 Athlon Sports Preseason Second Team All-SEC
- 2015 Lindy's Sports SEC Newcomer of the Year
- 2015 Athlon Sports No. 2 Top JUCO Transfers

2016

- Had 12 carries for 55 yards and two touchdowns and also caught three passes for 14 yards in win vs. Missouri (11/19)
- Rushed 10 times for a season-high 128 yards and two touchdowns against Kentucky (11/12), marking the fourth 100-yard game of his career and his second on the season
- Against Alabama (10/15), carried eight times for 21 yards and one touchdown, caught to passes for seven yards and returned two punts for 60 yards, including a season-best 32-yard return
- Named to Paul Hornung Award Honor Roll for Week 6
- His 312 all-purpose yards at Texas A&M (10/8) set a new Tennessee record, breaking the previous record of 294, set by Chuck Webb against Ole Miss in 1989. His 312 all-purpose yards were also the second-most by an FBS player in 2016. Matched career high with three touchdowns (two rushing, one receiving).
- With 127 rushing yards on a career-high 18 carries and 161 receiving yards on a career-high eight catches at Texas A&M, joined Jamal Lewis (128/105 at UK in 1997) as the only two Vols to record 100 rushing yards and 100 receiving yards in the same game.
- Returned three punts for eight yards and had one kick return (first of career for 16 yards) at Texas A&M (10/8)
- Named to Paul Hornung Award Honor Roll for Week 5
- Scored on a 16-yard touchdown catch and totaled 138 all-purpose yards in comeback win at Georgia (10/1). Tied career high with 16 carries for 62 yards, caught three passes for 26 yards and a touchdown and returned three punts for 50 yards with a long of 20.
- Had 79 all-purpose yards in win vs. Florida (9/24), including six yards on two carries, 12 yards on one reception and career highs of 61 punt-return yards and six punt returns with a long of 20
- Totaled 81 all-purpose yards vs. Ohio (9/17) in first start of UT career - carried the ball 11 times for 67 yards (35-yard run on UT's first play of the game), caught two passes for nine yards and had four punt returns for five yards
- Six touches for 34 yards and one touchdown in win vs. Virginia Tech (9/10), including a 23-yard TD catch
- Had nine touches (six carries, three catches) for 41 yards in win vs. Appalachian State (9/1)

2015

- Played all 13 games in 2015, rushing for 698 yards (53.7 yards/game) with seven rushing touchdowns
- Averaged 6.5 yards per carry in 2015, third in SEC
- Two 100-yard rushing games (144 vs. Bowling Green and 127 vs. North Texas)
- Five multi-TD games (Bowling Green, Western Carolina, Georgia, South Carolina) for his 10 touchdowns (two touchdowns in each game he has scored)
- In 2015, tied for eighth in SEC in touchdowns scored
- Five touchdowns in last five regular-season games
- Second on team in receptions with 31 for 272 yards and three receiving touchdowns
- As a punt returner, eight returns for 100 yards (12.5 average) with a touchdown
- Scored 11th touchdown on an 11-yard rush as part of 53 rushing yards in Outback Bowl win over Northwestern (1/1), also had three catches for 19 yards
- Gained 151 yards of total offense in regular-season finale win vs. Vanderbilt (11/28) with 99 rushing yards and two catches for 52 yards, which was career-best
- Rushed for 43 yards and caught four passes for 23 yards in win at Missouri (11/21)
- Ran for 127 yards on 15 carries, including touchdown runs of 27 and 15 yards vs. North Texas (11/14)
- Scored on a 4-yard rush and an 11-yard reception for two touchdowns in win over South Carolina (11/7)
- Ripped off a career-long 63 yard rush at Kentucky (10/31) as part of 70 rushing yards along with two catches for 13 yards and a 15-yard punt return
- In return to Alabama (10/24), was team's leading receiver with four catches for 44 yards along with 21 rushing yards

- Scored two receiving touchdowns as Vols rallied from 24-3 deficit to beat #19 Georgia (10/10), finishing with five catches for 31 yards
- Rushed for 36 yards along with team-high four catches for 40 yards vs. Arkansas (10/3)
- Second Vol in history with a rushing touchdown and punt return for touchdown in the same game (other was Stanley Morgan in 1975 vs. Maryland) with 2-yard rushing TD and 50-yard punt return TD vs. Western Carolina (9/19); touchdown for punt return was first return of his career in high school, junior college or college; also ran for 47 yards
- Rushed for 144 yards and two touchdowns in UT debut vs Bowling Green (9/5); his 144 rushing yards set school record for most rushing yards in a debut game

JUCO/PERSONAL

- Transferred to Tennessee following a JUCO season at Hutchinson C.C., after beginning career at Alabama with a redshirt season in 2013
- Consensus 5-star JUCO prospect, No. 2 overall JUCO prospect by ESPN
- Named KJCC Offensive Player of the Year in 2014
- In nine games, ran for 1,211 yards (134.6 per game) with 18 touchdowns
- Led Blue Dragons with 1,469 yards of total offense and 21 touchdowns; caught 18 passes for 219 yards and three receiving touchdowns
- Helped Blue Dragons to school-record 11 victories and No. 4 national JUCO ranking
- Ran for 220 yards and four touchdowns in win over Iowa Central (9/20/14) as he totaled 283 all-purpose yards
- Coming out of Norcross H.S., in 2012, was #1 overall all-purpose back by 247 Sports and #2 by Rivals.com
- Rushed for 2,264 yards and 26 touchdowns while averaging 7.5 yards per carry as a senior in 2012

>> Full profile on Media Guide Page 65

CAREER STATS

Rushing	GP/GS	No	Yds	Avg	Per/G	TD	Long	High Yd
2015	13/0	107	698	6.5	53.7	7	63-UK	144-BG
2016	9/5	86	496	5.8	55.1	7	39-UK	128-UK
Totals	22/5	193	1194	6.2	54.3	14	63-UK	144-BG

Receiving	GP/GS	No	Yds	Avg	Per/G	TD	Long	High Yd
2015	13/0	34	291	8.6	22.4	3	35-VU	52-VU
2016	9/5	25	274	11.0	30.4	3	53-TAMU	161-TAMU
Totals	22/5	59	565	9.6	25.7	6	53-TAMU	161-TAMU

Punt Returns	GP/GS	No	Yds	Avg	Per/G	TD	Long	High Yd
2015	13/0	8	100	12.5	7.7	1	50-WCU	56-WCU
2016	9/5	18	184	10.2	20.4	0	32-UA	61-UF
Totals	21/3	26	284	10.9	12.9	1	50-WCU	61-UF

CAREER HIGHS

Rushes	18 at Texas A&M, 10/8/16
Rushing Yards	144 vs. Bowling Green, 9/5/15
Rushing Touchdowns	2 vs. Bowling Green, 9/5/15, N.Texas, 11/14/15, at Texas A&M, 10/8/16, vs. Missouri, 11/19/16
Receptions	8 at Texas A&M, 10/8/16
Receiving Yards	161 at Texas A&M, 10/8/16
Receiving Touchdowns	2 vs. Georgia, 10/10/15
Punt Returns	6 vs. Florida, 9/24/16
Punt Return Yards	61 vs. Florida, 9/24/16
Total Touchdowns	3 at Texas A&M, 10/8/16

CAREER GAME-BY-GAME

2015 Opp.	Rush-Yds-TD, Lg	Rec-Yds-TD, Lg	PR-Yds-TD, Lg
vs. B. Green	15-144-2, 56	2-(-1)-0, 2	0-0-0
Oklahoma	4-4-0, 3	1-5-0, 5	0-0-0
W. Carolina	7-47-1, 13	0-0-0	2-56-1, 50
at Florida	5-16-0, 6	3-33-0, 19	1-22-0, 22
Arkansas	7-36-0, 13	4-40-0, 19	2-6-0, 4
Georgia	7-8-0, 4	5-31-2, 23	0-0-0
at Alabama	5-21-0, 12	4-44-0, 20	0-0-0
at Kentucky	4-70-0, 63	2-13-0, 9	1-15-0, 15
So. Carolina	4-30-1, 23	3-27-1, 20	0-0-0
North Texas	15-127-2, 27	1-5-0, 5	0-0-0
at Missouri	7-46-0, 20	4-23-0, 13	0-0-0
Vanderbilt	16-99-0, 18	2-52-0, 35	0-0-0
vs. Northwestern	11-53-1, 11	3-19-0, 16	2-1-0, 2

2016 Opp.	Rush-Yds-TD, Lg	Rec-Yds-TD, Lg	PR-Yds-TD, Lg
App State	6-21-0, 7	3-20-0, 13	0-0-0
vs. Virginia Tech	3-9-0, 9	3-25-1, 23	0-0-0
Ohio	11-67-0, 35	2-9-0, 11	4-5-0, 10
Florida	2-6-0, 3	1-12-0, 12	6-61-0, 20
at Georgia	16-62-0, 13	3-26-1, 16	3-50-0, 20
at Texas A&M	18-127-2, 36	8-161-1, 53	3-8-0, 7
Alabama	8-21-1, 8	2-7-0, 4	2-60-0, 32

at S. Carolina	DND-INJ		
Tenn. Tech	DND-INJ		
Kentucky	10-128-2, 39	0-0-0	0-0-0
Missouri	12-55-2, 28	3-14-0, 10	0-0-0

#4 JOHN KELLY

RB, 5-9, 212, So., Detroit, Mich.

2016

- Rushed a career-high 18 times for 101 yards and one touchdown vs. Missouri (11/19)
- Rushed for 94 yards on 16 carries against Kentucky (11/12)
- His 73-yard touchdown run vs. Tennessee Tech (11/5) was the longest rush by a Vol since LaMarcus Coker's 87-yard TD vs. Vandy on Nov. 18, 2006
- Made first start of career vs. Tennessee Tech (11/5), rushing for 104 yards and one touchdown on seven carries and making one catch for 11 yards
- With Alvin Kamara sidelined due to injury, set new career highs with 14 carries for 94 yards, including career-long of 34, and one 17-yard catch at South Carolina (10/29)
- Had three carries for eight yards and caught one pass for three yards against Alabama (10/15)
- Enjoyed outstanding game at Texas A&M (10/8), seeing a lot of playing time with Jalen Hurd not playing due to injury. Tied career high with 13 carries and set new career highs with 89 rushing yards, one rushing touchdown and 101 all purpose yards. Also had one catch for 12 yards. Ran in a four-yard touchdown midway through fourth quarter to draw UT to within 28-21.
- Recorded first catch of career for seven yards at Georgia (10/1)
- Had two carries for 14 yards vs. Ohio (9/17)
- Ran for a four-yard touchdown vs. Virginia Tech (9/10)

2015

- True freshman played in 10 games, rushing 40 times for 165 yards; also played key role on special teams
- Scored first college touchdown on a 1-yard rush in Outback Bowl win over Northwestern (1/1)
- Carried five times 15 yards vs. North Texas (11/14)
- Ran for 58 yards on 10 carries at Kentucky (10/31)
- Recovered key fumble on kickoff coverage to help Vols' rally vs. #19 Georgia (10/10)
- Ran for 59 yards on 13 carries vs. Western Carolina (9/19)
- One of 15 true freshmen to debut vs. Bowling Green (9/5), rushed eight times for 29 yards late in game

HIGH SCHOOL/PERSONAL

- Three-year starter for the Knights playing running back, CB and returner
- Associated Press Michigan All-State Team in 2014
- Totaled 25 touchdowns as a senior, scoring five different ways (rushing, receiving, kickoff return, punt return and interception)
- Averaged 10 yards per carry with 1,321 rushing yards on 138 carries with 21 rushing touchdowns

>> Full profile on Media Guide Page 69

CAREER STATS

Rushing	GP/GS	No	Yds	Avg	Per/G	TD	Long	High Yd
2015	10/0	40	165	4.1	16.5	1	22-UK	59-WCU
2016	10/1	74	508	6.9	50.8	4	73-TTU	104-TTU
Totals	20/1	114	673	5.9	33.5	5	73-TTU	104-TTU

Receiving	GP/GS	No	Yds	Avg	Per/G	TD	Long	High Yd
2015	10/0	0	0	0.0	0.0	0	0	0
2016	10/1	5	50	10.0	5.0	0	17-SC	17-SC
Totals	20/1	5	50	10.0	2.5	0	17-SC	17-SC

CAREER HIGHS

Rushes	18 vs. Missouri, 11/19/16
Rushing Yards	104 vs. Tennessee Tech, 11/5/16
Rushing Touchdowns	1 vs. Northwestern, 1/1/16, vs. Virginia Tech 9/10/16, at Texas A&M, 10/8/16, vs. Tenn. Tech, 11/5/16 vs. Missouri, 11/19/16
Receptions	1, 5x, last vs. Tenn. Tech, 11/5/16
Receiving Yards	17 at South Carolina, 10/29/16
Fumble Recovery	1 vs. Georgia, 10/10/15

CAREER GAME-BY-GAME

2015 Opp.	Rush-Yards-TD, Lg	Rec-Yards-TD, Lg
vs. B. Green	8-29-0, 9	0-0-0
Oklahoma	DNP	
W. Carolina	13-59-0, 7	0-0-0
at Florida	0-0-0	0-0-0
Arkansas	DNP	
Georgia	0-0-0	0-0-0 FR on KO coverage

at Alabama	0-0-0	0-0-0
at Kentucky	10-58-0, 22	0-0-0
So. Carolina	0-0-0	0-0-0
North Texas	5-15-0, 9	0-0-0
at Missouri	0-0-0	0-0-0
vs. Northwestern	4-4-1, 4	0-0-0

2016 Opp.	Rush-Yards-TD, Lg	Rec-Yards-TD, Lg
App State	DNP	
vs. Virginia Tech	1-4-1, 4	0-0-0
Ohio	2-14-0, 9	0-0-0
Florida	0-0-0	0-0-0
at Georgia	0-0-0	1-7-0, 7
at Texas A&M	13-89-1, 17	1-12-0, 12
Alabama	3-8-0, 5	1-3-0, 3
at S. Carolina	14-94-0, 34	1-17-0, 17
Tenn. Tech	7-104-1, 73	1-11-0, 11
Kentucky	16-94-0, 27	0-0-0
Missouri	18-101-1, 27	0-0-0

#24 TODD KELLY JR.

DB, 5-11, 208, Jr., Knoxville, Tenn.

2016

- Has started all 10 games he has played this season at safety
- Is the only Vol to record five or more tackles in all 10 games this season
- Tallied seven tackles (six solo) against Kentucky (11/12)
- Had five tackles and one pass breakup against Tennessee Tech (11/5)
- Made five tackles and one seven-yard sack (first of career) at South Carolina (10/29)
- Made career-high 11 tackles (seven solo) against Alabama (10/15)
- Announced in training camp that he would change jersey number from #6 to #24 in honor of fallen local hero Zaezion Dobson
- Against Texas A&M (10/8), made seven tackles and intercepted quarterback Trevor Knight on first pass attempt of the game, giving him eight career interceptions (most on current roster)
- Made career-high 10 tackles (six solo) along with one TFL in comeback win at Georgia (10/1)
- In win over Florida (9/24), made five tackles and intercepted a fourth-quarter pass by Austin Appleby that set up a Tennessee touchdown drive at the UF 42. Interception was the seventh of his career, tying him with Cameron Sutton for most on the current team.
- Had seven tackles (four solo) and one pass breakup vs. Ohio (9/17)
- Made five tackles and forced one fumble (first of career) vs. Virginia Tech (9/10)
- Started and made five tackles vs. App State (9/1)

2015

- Saw playing time at strong safety in 2015
- Played in 13 games with two starts in 2015, has 46 tackles, fifth on team
- Led team in 2015 with three interceptions
- Third interception of the season, came just prior to halftime in regular-season finale win vs. Vanderbilt (11/28)
- Six tackles vs. South Carolina (11/7) for 14 tackles in three-game span
- Four stops at #8 Alabama (10/24)
- Four tackles and two pass breakups vs. #19 UGA (10/10)
- Five tackles at Florida (9/26)
- Tied for team lead with five tackles vs. W. Carolina (9/19)
- Returned to starting lineup vs. #19 Oklahoma (9/12), had first multi-interception game to go along with career-high eight tackles; last Vol with two interceptions in a game was Brian Randolph vs. WKU (9/7/13)
- After spending a week in the hospital with an infection, opened 2015 with two tackles vs. Bowling Green (9/5)

2014

- 2014 Freshman All-SEC Team
- One of seven legacy freshmen on the roster in 2014, following father Todd Kelly Sr. to Vols
- Led all freshmen in the SEC with three interceptions
- In 2014, played in all 13 games, starting three games, making 33 tackles on the season with three interceptions
- Three interceptions were most by a Vols true freshman since Eric Berry had five in 2007
- In debut, recovered fumble to set up Vols' second TD of game, also made two tackles vs. Utah State (8/31/14)

HIGH SCHOOL/PERSONAL

- 2013 Gatorade State Player of the Year for Tennessee
 - Tenn. Titans Division II-A Mr. Football in both 2012, 2013
 - 2013 U.S. Army All-American Bowl selection
 - 2012 Knoxville News Sentinel's Defensive Player of Year
- >> Full profile on Media Guide Page 66

CAREER STATS

Defense/GP/GS	UT	AT	TT	Sack	TFL	FF	FR	PD	Int	High Tk
2014	13/3	22	11	33	0-0	0	0	1	5	3-21
2015	13/2	31	15	46	0-0	0	0	0	5	3-5
2016	10/10	45	22	67	1-7	2-11	1	0	4	2-10
Totals	36/15	98	48	146	1-7	2-11	1	1	14	8-36

CAREER HIGHS

Tackles	11 vs. Alabama, 10/15/16
Tackles for Loss	1.0 at Georgia, 10/1/16, at South Carolina, 10/29/16
Sacks	1 vs. South Carolina, 10/29/16
Interceptions	2 vs. Oklahoma, 9/12/15
Forced Fumbles	1 vs. Virginia Tech, 9/10/15
Fumble Recoveries	1 vs. Utah State, 8/31/14

GAME-BY-GAME STATISTICS

2014 Opp.	U-A-T, Other	2015 Opp.	U-A-T, Other
Utah State	2-0-2, fr	vs. B. Green	1-1-2
Ark. State	4-1-5	Oklahoma	4-4-8, 2-5 int
at Oklahoma	0-0-0, pd	W. Carolina	4-1-5
at Georgia	2-2-4, 1-0 int, pd	at Florida	2-3-5
Florida	1-1-2, 1-21 int	Arkansas	0-2-2
Chattanooga	3-1-4	Georgia	4-0-4, 2 pbu
at Ole Miss	2-1-3	at Alabama	3-1-4
Alabama	1-1-2	at Kentucky	3-0-3
at S. Carolina	0-0-0	So. Carolina	6-0-6
Kentucky	0-1-1	N. Texas	2-2-4
Missouri	5-1-6	at Missouri	0-1-1
at Vanderbilt	1-0-1, 1-0 int	Vanderbilt	0-0-0, 1-0 int
vs. Iowa	1-2-3	vs. Northwestern	2-0-0
2016 Opp.	U-A-T, Other		
App State	3-2-5		
vs. V Tech	1-4-5, 1 ff		
Ohio	4-3-7, 1 pbu		
Florida	5-0-5, 1-1 int		
at Georgia	6-4-10, 1-4 tfl		
at Texas A&M	4-3-7, int		
Alabama	7-4-11		
at S. Carolina	5-0-5, 1-7 sk, 1-7 tfl		
Tenn. Tech	4-1-5, pbu		
Kentucky	6-1-7		
Missouri	DND-INJ		

#63 BRETT KENDRICK

OL, 6-6, 318, R-Jr., Knoxville, Tenn.

2016

- Has started all 11 games this season with seven starts at left tackle (Ohio, Florida, at Georgia, at Texas A&M, Alabama, South Carolina, Tennessee Tech) and four starts at right tackle (Appalachian State, Virginia Tech, Kentucky, Missouri)
- Started at RT in 63-37 win over Missouri (11/19), paving the way for 609 yards of offense and as season-high 386 rushing yards
- Started at RT in 49-36 win vs. Kentucky (11/12), helping pave the way for 599 yards of offense and 376 rushing yards (UT's most in an SEC game since 406 vs. Vanderbilt on Nov. 26, 1994). Vols' 10.2 yards per play was their most since setting the school record at 10.9 against Kentucky in 2000 and their 9.2 yards per rush was the best mark since 9.5 yards per rush against Auburn on Dec. 4, 2004.
- Started at LT in UT's 55-0 rout of Tennessee Tech (11/5) with offensive line paving the way for 7.1 yards per carry (best since 7.5 vs. South Alabama in 2013) and 9.1 yards per play (best since 9.4 vs. Troy on Nov. 3, 2012)
- Started at right tackle in comeback victory at Georgia (10/1)
- Started at left tackle for second-straight game vs. Florida (9/24)
- vs. Ohio (9/17), started at left tackle for first time since 2014, helped pave way for 404 yards of total offense, including 201 yards rushing
- Started at right tackle vs. Appalachian State (9/1) and Virginia Tech (9/10)

2015

- Started first five games of 2015 at right tackle and played in seven overall
- Sat out six games vs. #19 Georgia (10/10) through at Missouri (11/21) with elbow and knee injuries
- Returned to action, playing late in regular-season finale

- vs. Vanderbilt (11/28)
- Vols ran for 254 yards at Florida (9/26), most by UT in the series
- Helped team to 604 yards of total offense and 399 rushing yards (most since 1994) vs. Bowling Green (9/5)

2014

- Played all 13 games and started twice in 2014
 - Started at left tackle vs. #4 Alabama (10/25/14), first start since Arkansas State (9/6/14)
 - Saw most extensive playing time since Arkansas State game when he played at left tackle at #3 Ole Miss (10/18/14)
 - Started at left tackle in second game of season after injury to Jacob Gilliam vs. Arkansas State (9/6/14) for first start of his career
- >> Full profile on Media Guide Page 70

CAREER STATS

Games Played/Started: 2013: 0/0; 2014: 13/2; 2015: 7/5; 2016: 11/11
Career: 31/18

#34 DARRIN KIRKLAND JR.

LB, 6-1, 230, So., Indianapolis, Ind.

2015 All-SEC Freshman Team

2016

- Matched season high with nine tackles (six solo) and had one TFL in win vs. Missouri (11/19)
 - Had two tackles in win vs. Kentucky (11/12)
 - Started at MLB and had one TFL vs. Tennessee Tech (11/5)
 - Started at middle linebacker at South Carolina (10/29), leading the team with eight tackles in his return from injury
 - Head coach Butch Jones announced on Sept. 12 that Kirkland suffered a high ankle sprain vs. Virginia Tech (9/10). Has missed games against Ohio and Florida.
 - Made seven tackles, including one sack for a four-yard loss, vs. Virginia Tech (9/1) before exiting the game with an ankle injury
 - Tied career high with nine tackles vs. App State (9/1)
- ### 2015
- Played in all 13 games with 10 starts at middle linebacker as a true freshman, making 66 tackles (fourth on team) with 6.5 TFLs and 3.0 sacks, an interception and five quarterback hurries
 - Fourth in career tackles by a true freshman at Tennessee with 66
 - Second in SEC in tackles by freshmen (Dre Greenlaw of Arkansas had 95)
 - 31 tackles in final five season games
 - Posted six tackles with 1.5 TFLs and a sack in Outback Bowl win over Northwestern (1/1)
 - Five tackles and a fumble recovery at Missouri (11/21)
 - Led Vols in tackles with eight, including a TFL vs. North Texas (11/14)
 - Career-high of nine tackles vs. South Carolina (11/7)
 - First career interception along with six tackles at Kentucky (10/31)
 - Equaled season high with seven tackles at #8 Alabama (10/24)
 - Season-high seven tackles vs. Arkansas (10/3)
 - Five tackles including 1.5 TFLs and a 9-yard sack at Florida (9/26)
 - First career start came vs. Western Carolina (9/19), made four tackles
 - As one of 15 true freshmen to debut vs. Bowling Green (9/5), made three tackles including a 9-yard sack

HIGH SCHOOL/PERSONAL

- Consensus 4-star recruit out of Lawrence Central in Indiana
 - Played in U.S. Army All-American Game in 2015
 - MaxPreps All-American, played in The Opening in 2014
 - Honored as all-state in Indiana in both 2013 and 2014
 - Had 367 tackles in his three-year prep career
 - Piled up 121 tackles as a senior, including 13.5 tackles for loss along with three interceptions in 2014
 - Earned Honor Roll every semester in high school
- >> Full profile on Media Guide Page 68

CAREER STATS

Defense/GP/GS	UT	AT	TT	Sack	TFL	FF	FR	QH	Int	High Tk
2015	13/10	43	23	66	3-26	6.5-29	0	1	5	1-26
2016	6/6	24	12	367	1-4	3-6	0	0	0-0	9-AS,MU
Totals	19/16	67	35	102	4-30	9.5-35	0	1	5	1-26

CAREER HIGHS

Tackles	9, 3x, last vs. Missouri, 11/19/16
Sacks	1, 4x, last vs. Virginia Tech, 9/10/16
Tackle for Loss	1.5, twice, last vs. Northwestern 1/1/16
Interceptions	1 at Kentucky, 10/31/15
Fumble Recovery	1 at Missouri, 11/21/15

GAME-BY-GAME STATISTICS

2015 Opp.	U-A-T, Other	2015 Opp.	U-A-T, Other
vs. B. Green	2-1-3, 1-9 sk, 1-9 tfl	at Kentucky	2-4-6, 1-26 int, 1-1 tfl, 2 qh
Oklahoma	2-0-2	So. Carolina	5-4-9, qh
W. Carolina	2-2-4	N. Texas	5-3-8, 1-1 tfl
at Florida	3-2-5, 1.5-9 tfl, 1-9 sk	at Missouri	2-3-5, fr
Arkansas	6-1-7, qh	Vanderbilt	3-0-3, pbu
Georgia	1-0-1, qh	vs. Northwestern	5-1-6, 1 sk, 1.5 tfl
at Alabama	5-2-7, 0.5-1 tfl		
2016 Opp.	U-A-T, Other		
App State	4-5-9		
vs. V Tech	7-0-7, 1-4 sk		
Ohio	DND-INJ		
Florida	DND-INJ		
at Georgia	DND-INJ		
at Texas A&M	DND-INJ		
Alabama	DND-INJ		
at S. Carolina	5-3-8		
Tenn. Tech	1-0-1, 1-1 tfl		
Kentucky	1-1-2		
Missouri	6-3-9, 1-0 tfl		

ON THE TENNESSEE CHARTS

Tackles By True Freshman - Season

1.	86	Eric Berry	2007
2.	80	A.J. Johnson	2011
3.	72	Derek Barnett	2014
4.	66	Darrin Kirkland Jr.	2015
5.	65	Jonathan Hefney	2004
6.	56	Curt Maggitt	2011

#1 JONATHAN KONGBO

WR, 6-6, 270, R-So., Surrey, B.C., Canada

2016

- Returned an interception off QB Drew Lock for a 59-yard touchdown in win vs. Missouri (11/19) and had one tackle for loss
- Recorded one tackle and one QB hurry against Tennessee Tech (11/5)
- Had one QB hurry vs. Alabama (10/15)
- Saw action off the bench at Texas A&M (10/8)
- Played in wins vs. Florida (9/24), at Georgia (10/1)
- With veteran DE LaTroy Lewis sidelined due to injury, saw extended playing time vs. Ohio (9/17), posting career-high three tackles (two solo)
- Made first tackle and first QB hurry of Tennessee career vs. Virginia Tech (9/10)
- Made Tennessee debut vs. Appalachian State (9/1)

JUCO/HIGH SCHOOL

- 247 Sports: 4-star (No. 1 overall JUCO prospect, No. 1 JUCO DE, No. 1 JUCO prospect in Arizona)
 - ESPN: 4-star (No. 4 JUCO prospect, No. 1 JUCO DE)
 - Rivals: 5-star
 - Scout: 5-star (No. 5 JUCO prospect, No. 1 JUCO DE)
 - Played 2015 season at Arizona Western College in Yuma, Arizona for coach Tom Minnick
 - PrepStar JUCO All-American
 - Member of ESPN JC50
 - Named first team All-Conference in Arizona Community College Athletic Conference and Western States Football League
 - In 2015, racked up 55 tackles with 16 tackles for loss including 11 sacks
 - Had a breakout performance against Pima C.C. (10/3), recording nine tackles, six tackles for loss and five sacks -- all career highs
 - Redshirted 2014 freshman season at Wyoming before transferring to Arizona Western College
- >> Full profile on Media Guide Page 72

CAREER STATS

Defense	GP/GS	UT	AT	TT	Sack	TFL	FF	FR	QBH	Int	High	Tk
2016	11/0	4	2	6	0-0	0-0	0	0	3	1	0	0
Totals	11/0	4	2	6	0-0	0-0	0	0	3	1	0	0

CAREER HIGHS

Tackles	3 vs. Ohio 9/17/16
Interceptions	1 vs. Missouri, 11/19/16

#4 LaTROY LEWIS

DE, 6-4, 256, R-Sr., Akron, Ohio.

2016

- Made second start of career at DT vs. Missouri (11/19) and had one QB hurry
- Made first start of career at DT and matched career highs with seven tackles (four solo) with 1.0 sack, 1.5 TFL and one fumble recovery in win vs. Kentucky (11/12)
- Recorded 0.5 sack and had two tackles in win over Tennessee Tech (11/5)
- Had three tackles and one QB hurry at South Carolina (10/29)
- Against Alabama (10/15), had four tackles (three solo)
- Recorded two tackles, including one TFL at Texas A&M (10/8)
- Played in comeback win at Georgia (10/1)
- After missing Ohio game with injury, returned in win vs. Florida (9/24), making one tackle
- Head coach Butch Jones announced on Sept. 12 that Lewis suffered a high ankle sprain vs. Virginia Tech (9/10) and would miss the Ohio game
- Made three tackles vs. Virginia Tech (9/10)
- Started season opener vs. Appalachian State (9/1) and made a career-high seven tackles

2015

- Played in all 13 games, with five starts, in 2015, making 29 tackles with a sack, 2.0 TFL, forced fumble and four quarterback hurries
- Posted four tackles, including a sack in regular-season finale win over Vanderbilt (11/28)
- Started in win at Missouri (11/21) and posted three tackles with a forced fumble
- Career-high five tackles in win vs. #19 Georgia (10/10)
- Made three tackles in start at Florida (9/26)
- Second start of career, first of 2015, came vs. Western Carolina (9/19), making career-high four tackles

2014

- In 2014, played in all 13 games, with one start, had eight tackles, with 5.0 TFLs, a sack, pass breakup and two quarterback hurries
 - Drew first start of career at Vanderbilt (11/29/14)
 - Two tackles with a 2-yard TFL vs. Kentucky (11/15/14)
- >> Full profile on Media Guide Page 73

CAREER STATS

Defense	GP/GS	UT	AT	TT	Sack	TFL	FF	FR	QBH	Int	High	Tk
2013	6/0	3	1	4	0-0	1-1	0	0	0	0	0	3-APSU
2014	13/1	6	2	8	1-5	5-24	1	0	2	0	0	3-UTC
2015	13/5	16	13	29	1-5	2-6	1	0	4	0	0	5-UGA
2016	10/4	17	12	29	1.5-5	3-16	0	1	2	0	0	7-AS,UK
Totals	43/10	42	28	70	3.5-23	11-47	2	1	8	0-0	7-AS,UK	

CAREER HIGHS

Tackles	7 vs. Appalachian State, 9/1/16, vs. Kentucky, 11/12/16
Sacks	1, 3x, last vs. Kentucky, 11/12/16
Tackles for Loss	1.5 vs. Kentucky, 11/12/16
Forced Fumble	1 at Georgia, 9/28/14 & at Missouri, 11/21/15
Fumbles Recovered	1 vs. Kentucky, 11/12/16

GAME-BY-GAME STATISTICS

2014 Opp.	U-A-T, Other	2015 Opp.	U-A-T, Other
Utah State	1-0-1, 1-5 sk, 1-5 tfl, qh	vs. B. Green	2-0-2, 1-1 tfl
Ark. State	1-0-1, 1-1 tfl	Oklahoma	0-0-0
at Oklahoma	0-0-0	W. Carolina	1-3-4
at Georgia	1-0-1, 1-4 tfl, ff	at Florida	3-0-3
Florida	0-0-0	Arkansas	2-1-3, qh
Chattanooga	2-1-3, 1-12 tfl	Georgia	4-1-5, qh
at Ole Miss	0-0-0	at Alabama	1-0-1
Alabama	0-0-0	at Kentucky	0-2-2
at S. Carolina	0-0-0	So. Carolina	0-0-0, pbu
Kentucky	1-1-2, 1-2 tfl	N. Texas	0-2-2, qh
Missouri	0-0-0	at Missouri	1-2-3, ff
at Vanderbilt	0-0-0	Vanderbilt	2-2-4, 1-5 sk, 1-5 tfl
vs. Iowa	0-0-0, qh, pbu	vs. Northwestern	0-0-0

2016 Opp.

U-A-T, Other	
App State	4-3-7
vs. V Tech	0-3-3
Ohio	DND-INJ
Florida	0-1-1
at Georgia	0-0-0
at Texas A&M	2-0-2, 1-2 tfl
Alabama	3-1-4
at S. Carolina	3-0-3, 1 qh
Tenn. Tech	1-1-2, 0.5-5 sk, 0.5-5 tfl
Kentucky	4-3-7, 1-8 sk, 1.5-9 tfl, 1 fr
Missouri	0-0-0, 1 qh

#46 RILEY LOVINGOOD

LS, 6-0, 209, R-Fr., Hendersonville, Tenn.

- Tennessee's starting long snapper for punts
 - SEC Co-Special Teams Player of the Week for Week 5 (10/3)
 - Recorded one tackle against Alabama (10/15)
 - Made an incredible play in win at Georgia (10/1). With 3:43 remaining in the fourth quarter, Lovingood snapped the ball to punter Trevor Daniel, who booted the ball 37 yards high in the air to the UGA 6-yard line. Lovingood raced down the field to make the catch, downing the ball at the UGA 6.
 - Did not appear in any games as a freshman in 2015
 - Lettered at Beech Senior High School in Hendersonville, Tenn., for coach Anthony Crabtree
 - 247 Sports: 2-star (No. 4 long snapper, No. 77 prospect in Tennessee)
 - ESPN: 2-star (No. 4 long snapper, No. 44 prospect in Tennessee)
 - Rivals and Scout: 2-star
 - Served as long snapper in Beech's 2012 Tennessee State Championship
 - Named co-MVP at the June 2013 Tennessee Special Teams Camp
- >> Full profile on Media Guide Page 74

CAREER STATS

Games Played/Started: 2016: 11/11

#3 JOSH MALONE

WR, 6-3, 200, Jr., Gallatin, Tenn.

2016

- Had three catches for 83 yards, including a 57-yard touchdown, vs. Missouri, (11/19)
- Totaled four catches for 92 yards and one 51-yard touchdown against Kentucky (11/12)
- Had five catches for a career-high 112 yards and two touchdowns in homecoming win vs. Tennessee Tech (11/5), including TD grabs of 30 and 43 yards
- Had four catches for 42 yards at South Carolina (10/29)
- Matched career high with five catches, totaling 61 yards against Alabama (10/15)
- Started season with streak of four-straight games (Appalachian State, Virginia Tech, Ohio, Florida) with a touchdown catch, tying for the fourth-best streak in Tennessee history (Da'Rick Rogers in 2011, Robert Meachem in 2006, Donte Stallworth in 2001, Alvin Harper in 1990, Tim McGee in 1985) and the second-best streak to start a season (Da'Rick Rogers in 2011).
- Vols' leading receiver in 2016 with 17 catches for 341 yards (56.8 average) and five touchdowns
- Had two catches for 31 yards at Texas A&M (10/8)
- Finished with two catches for 23 yards in comeback win at Georgia (10/1)
- Reeled in four catches for a season-high 91 yards and a 42-yard touchdown in comeback vs. Florida (9/24)
- Set a new career best with two touchdown grabs (both 20-yard TDs) and had a career-high-tying five catches for 69 yards vs. Ohio (9/17)
- Two catches for 46 yards, including a 38-yard touchdown in win vs. Virginia Tech (9/10) that tied the game at 14-14
- Hauled in two catches for 81 yards, including a 67-yard touchdown, in win vs. Appalachian State (9/1)

2015

- In 13 starts at receiver in 2015, third on Vols with 31 catches for 405 yards with two touchdowns
- Two catches for 17 yards vs. Northwestern (1/1) in Outback Bowl
- Four catches for 38 yards vs. North Texas (11/14)
- First career 100-yard receiving game at Kentucky (10/31) as he had four catches for 103 yards including career-long 75-yard touchdown reception (longest pass for Vols in 2015); game was first 100-yard receiving game for Vols in 2015
- Two catches for 43 yards, with a 34-yarder to help give Vols late lead at #8 Alabama (10/24)
- Topped Vols with five catches for 60 yards in win over #19 Georgia (10/10)
- Three catches for 17 yards vs. Arkansas (10/3)
- Led Vols with four catches for 33 yards vs. Western Carolina (9/19)
- Scored second career touchdown on a 9-yard score vs. #19 Oklahoma (9/12), making two catches for 19 yards
- In return to Midstate, started and had three catches for 40 yards vs. Bowling Green (9/5)

2014

- In 2014, played in all 13 games, with six starts, making 23 catches for 231 yards with one touchdown
- First career touchdown on 9-yard reception vs. #4 Alabama (10/25/14) on Joshua Dobbs' first TD pass of season

HIGH SCHOOL/PERSONAL

- 5-star prospect and rated as #1 prospect in the state of Tennessee and #2 wide receiver in the nation by Rivals
- Played in 2014 U.S. Army All-American Game
- Participated in The Opening 2013, showcasing the nation's elite prospects
- Named Tennessee Mr. Football in 2013
- First Team All-State honors from TSWA as a senior
- Scored 31 touchdowns as a senior in 2013, scoring TDs four different ways (receiving, rushing, kickoff return and interception return)
- Cousin of former Vols defensive back and 1998 National Champion Mikki Allen

>> Full profile on Media Guide Page 75

CAREER STATS

Receiving	GP/GS	No	Yds	Avg	Per/G	TD	Long	High Yd
2014	13/6	23	231	10.0	17.8	1	20-Miss	75-Miss
2015	13/12	31	405	13.1	31.2	2	75-UK	103-UK
2016	11/11	38	731	19.2	66.4	9	67-AS	112-TTU
Totals	37/29	92	1367	14.9	36.9	12	75-UK	112-TTU

CAREER HIGHS

- Receptions** 5, 5x, last vs. Tennessee Tech, 11/5/16
- Receiving Yards** 112 vs. Tennessee Tech, 11/5/16
- Touchdowns** 2, 2x, vs. Ohio, 9/17/16, vs. Tennessee Tech, 11/5/16
- Longest Catch** 75 vs. Kentucky, 10/31/15

CAREER GAME-BY-GAME

2014 Opp.	Rec-Yds-TD, Lg	2015	Rec-Yds-TD, Lg
Utah State	2-26-0, 15	vs. B. Green	3-40-0
Ark. State	1-14-0, 14	Oklahoma	2-19-1, 10
at Oklahoma	2-23-0, 14	W. Carolina	4-33-0, 19
at Georgia	5-43-0, 16	at Florida	0-0-0
Florida	4-28-0, 17	Arkansas	3-17-0, 11
Chattanooga	0-0-0	Georgia	5-60-0, 23
at Ole Miss	5-75-0, 20	at Alabama	2-43-0, 34
Alabama	1-9-1, 9	at Kentucky	4-103-1, 75
at S. Carolina	0-0-0	So. Carolina	0-0-0
Kentucky	2-9-0, 7	No. Texas	4-38-0, 22
Missouri	0-0-0	at Missouri	2-35-0, 21
at Vanderbilt	0-0-0	Vanderbilt	0-0-0
vs. Iowa	1-4-0	vs. Northwestern	2-17-0

2016 Opp. **Rec-Yds-TD, Lg**

App State	2-81-1, 67
vs. V Tech	2-46-1, 38
Ohio	5-69-2, 20
Florida	4-91-1, 42
at Georgia	2-23-0, 12
at Texas A&M	2-31-0, 27
Alabama	5-61-0, 36
at S. Carolina	4-42-0, 18
Tenn. Tech	5-112-2, 43
Kentucky	4-92-1, 51
Missouri	3-83-1

#8 JUSTIN MARTIN

DB, 6-1, 183, Jr., Antioch, Tenn.

2016

- Made one tackle vs. Kentucky (11/12)
- **Started at left cornerback and made four tackles vs. Tennessee Tech (11/5)**
- Tied season high with four tackles and one pass breakup at South Carolina (10/29)
- Suspended for game at Georgia (10/1) for violation of team rules
- Started at left cornerback in win vs. Florida (9/24), making three tackles (two solo)
- Did not play vs. Ohio (9/17) due to ankle injury
- Had four tackles vs. Virginia Tech (9/10)
- Made two tackles vs. Appalachian State (9/1)

2015

- Played in all 13 games, starting last six games in first year at Tennessee
- Made 23 tackles along with six pass breakups
- Two tackles in regular-season finale vs. Vanderbilt (11/28)
- First UT start came at Kentucky (10/31), making three tackles
- Saw most playing time of career with seven tackles and a pass breakup at #8 Alabama (10/24)
- Two tackles vs. Arkansas (10/3)

- First tackle came vs. Western Carolina (9/19)
- One of 22 players to make their Vols debut vs. Bowling Green (9/5), which was a return to his area

JUCO/PERSONAL

- 2015 Sporting News Top JUCO Players Moving On
- 2015 Athlon Sports No. 11 Top JUCO Transfers
- In 2014, played in nine games at Northeast Oklahoma A&M College in Miami, Oklahoma for coach Ryan Held
- 247 Sports' #1 JUCO CB and #1 in Tennessee
- At Overton H.S., named to 2013 Tennessee All-Midstate first-team
- Helped Overton to a 2013 undefeated regular season and 11-1 overall record
- Rushed for 1,887 yards and 26 touchdowns in his senior season of 2013

>> Full profile on Media Guide Page 76

CAREER STATS

DefenseGP/GS	UT	AT	TT	Sack	TFL	FF	FR	PD	Int	High Tk
2015	13/6	20	3	23	0-0	0-0	0	0	6	0-0
2016	9/2	13	5	18	0-0	0-0	0	0	1	0-0
Car.	22/8	33	8	41	0-0	0-0	0	0	6	0-0

CAREER HIGHS

- Tackles** 7 at Alabama, 10/24/15
- Pass Breakups** 2 vs. South Carolina, 11/7/15

GAME-BY-GAME STATISTICS

2015 Opp.	U-A-T, Other	2015 Opp.	U-A-T, Other
vs. B. Green	0-0-0	at Alabama	7-0-7, pbu
Oklahoma	0-0-0	So. Carolina	1-0-1, 2 pbu
W. Carolina	1-0-1, pbu	No. Texas	0-2-2
at Florida	0-0-0	at Missouri	0-0-0
Arkansas	2-0-2	Vanderbilt	2-0-2
Georgia	0-0-0	Northwestern	4-1-5, 1 pbu
at Kentucky	3-0-3, pbu		

2016 Opp. **U-A-T, Other**

App State	1-1-2
vs. V Tech	2-2-4
Ohio	DNP-INJ
Florida	2-1-3
at Georgia	DNP-SUSP
at Texas A&M	0-0-0
Alabama	0-0-0
at S. Carolina	4-0-4, 1 pbu
Tenn. Tech	3-1-4
Kentucky	1-0-1sd
Missouri	0-0-0

#20 CORTEZ McDOWELL

LB, 6-0, 235, Jr., Locust Grove, Ga.

2016

- Posted five tackles and one TFL in win vs. Missouri (11/19)
- Had two tackles vs. Kentucky (11/12)
- **Made three tackles and grabbed first interception of career vs. Tennessee Tech (11/5)**, picking off Michael Birdsong in the third quarter and returning the ball 18 yards
- **Started weakside linebacker at Texas A&M (10/8)**, finishing with five tackles (three solo)
- **Made first start of career at weakside linebacker at Georgia (10/1)**, recording six tackles (three solo) and one pass breakup
- Saw extended playing time at WILL linebacker vs. Florida (9/24) when Reeves-Maybin exited game due to injury in first half, posting six tackles (four solo) and two TFLs (first TFLs of career)
- Back-up WILL linebacker behind Jalen Reeves-Maybin
- Had three tackles (two solo) vs. Ohio (9/17)
- Made three tackles (two solo) in win vs. Virginia Tech (9/10)
- **Recorded career-high nine tackles (four solo) in win vs. Appalachian State (9/1)**

2015

- Played in all 13 games in 2015 with 12 tackles, with **team-high nine special teams**

2014

- In 2014, played in all 13 games on special teams and as a reserve WILL linebacker, making 19 tackles; led team with 14 special teams tackles
- Following in Reeves-Maybin in moving from safety to linebacker early in college career

>> Full profile on Media Guide Page 77

CAREER STATS

DefenseGP/GS	UT	AT	TT	Sack	TFL	FF	FR	PD	Int	High Tk
2014	13/0	10	9	19	0-0	0-0	0	1	0	0-0
2015	13/0	8	4	12	0-0	0-0	0	0	0	0-0
2016	10/2	25	17	42	0-0	3-4	0	0	2	1-18
Career	35/2	38	30	68	0-0	2-2	0	1	2	1-18

CAREER HIGHS

- Tackles** 9 vs. Appalachian State, 9/1/16
- Fumble Recovery** 1 vs. Chattanooga, 10/11/14
- Interceptions** 1 vs. Tennessee Tech, 11/5/16
- Passes Defended** 1 at Georgia, 10/1/16, vs. Tennessee Tech, 11/5/16

GAME-BY-GAME STATISTICS

2014 Opp.	U-A-T, Other	2015 Opp.	U-A-T, Other
Utah State	0-0-0	vs. B. Green	0-0-0
Ark. State	1-0-1	Oklahoma	1-1-2
at Oklahoma	0-0-0	W. Carolina	1-0-1
at Georgia	2-2-4	at Florida	1-0-1
Florida	0-0-0	Arkansas	0-1-1
Chattanooga	0-3-3, fr	Georgia	2-0-2
at Ole Miss	1-0-1	at Alabama	0-0-0
Alabama	1-0-1	at Kentucky	1-0-1
at S. Carolina	1-1-2	So. Carolina	1-0-1
Kentucky	1-2-3	No. Texas	0-0-0
Missouri	1-0-1	at Missouri	0-1-1
at Vanderbilt	2-0-2	Vanderbilt	1-1-2
vs. Iowa	0-1-1	vs. Northwestern	0-0-0

2016 Opp. **U-A-T, Other**

App State	4-5-9
vs. V Tech	2-1-3
Ohio	2-1-3
Florida	4-2-6, 2-2 tfl
at Georgia	3-3-6, pbu
at Texas A&M	3-2-5
Alabama	DNP
at S. Carolina	0-0-0
Tenn. Tech	1-2-3, 1-18 int
Kentucky	1-1-2
Missouri	5-0-5, 1-2 tfl

#99 KAHLIL MCKENZIE

DT, 6-3, 325, So., Walnut Creek, Calif.

2016

- **Will be sidelined for the rest of season due to injury to pectoral muscle suffered against Alabama, as announced by head coach Butch Jones on Oct. 18**
- Made first start of career against Alabama (10/15) and made one tackle before exiting due to injury.
- Matched career high with five tackles (one solo) at Texas A&M (10/8) and recorded 0.5 TFL
- Played several series in win at Georgia (10/1), making two tackles
- Played in win vs. Florida (9/24)
- One tackle vs. Ohio (9/17)
- One tackle against Virginia Tech (9/10)
- Made two tackles in season opener vs. App State (9/1)
- Changed number from 1 to 99 starting in 2016 season

2015

- As a true freshman in 2015, played in all 13 games, made 14 tackles with a sack, TFL and a forced fumble
- Four tackles in Outback Bowl vs. Northwestern (1/1)
- Two tackles, pass breakup and quarterback hurry in regular-season finale win vs. Vanderbilt (11/28)
- First career sack came in win at Missouri (11/21), with his father Reggie in attendance
- Four tackles in win over #19 Georgia (10/10)
- Five tackles vs. Arkansas (10/3) in most playing time
- Two tackles and forced fumble vs. W. Carolina (9/19)
- With father & Raiders GM Reggie McKenzie in attendance, made first college tackle vs. #19 Oklahoma (9/12)
- One of 15 true freshmen to debut vs. Bowling Green (9/5) in Vols opener
- 2015 Lindy's Sports No. 4 Impact True Freshman

HIGH SCHOOL/PERSONAL

- **Entered college as Scout's #1 overall prospect in nation**
- **5-star recruit, who was a 2015 U.S. Army All-American**
- Did not play as a senior while attending Clayton Valley Charter School in Concord, Calif., in 2014
- Played at De La Salle HS in Concord, Calif., in 2013
- Earned 2013 second-team All-American honors; registered 74 tackles and a team-high 12 sacks for 62 yards in his junior season
- Played at Southwest High School in Green Bay, Wisc., for former Packers star Bryce Paup in 2012
- Father Reggie was a star linebacker at Tennessee from 1981-84 and in the NFL with Los Angeles Raiders,

Phoenix Cardinals and San Francisco 49ers from 1985-92

- **Father Reggie currently serves as the general manager of the Oakland Raiders** after working in the front office of the Green Bay Packers from 1994-2011
 - Uncle Raleigh was an offensive lineman with the Vols from 1981-84 and played in the NFL with the Washington Redskins, Philadelphia Eagles, San Diego Chargers and Green Bay Packers from 1985-2000
- >> Full profile on Media Guide Page 77

CAREER STATS

Defense	GP/GS	UT	AT	TT	Sack	TFL	FF	FR	PD	Int	High Tk
2015	13/0	12	12	24	1-5	1-5	1	0	1	0-0	5-Ark
2016	7/1	2	10	12	0-0	0-5-1	0	0	0	0-0	5-TAMU
Car.	20/1	14	22	36	1-5	1.5-6	1	0	1	0-0	5-Ark,TAMU

CAREER HIGHS

Tackles	5 vs. Arkansas, 10/3/15, at Texas A&M, 10/8/16
Sacks	1 at Missouri, 11/21/15
Tackles For Loss	1 at Missouri, 11/21/15
Forced Fumble	1 vs. Western Carolina, 9/19/15

GAME-BY-GAME STATISTICS

2015 Opp.	U-A-T, Other	2016 Opp.	U-A-T, Other
vs. B. Green	0-0-0	App State	1-1-1
Oklahoma	1-0-1	vs. Virginia Tech	0-1-1
W. Carolina	1-1-2, ff	Ohio	0-1-1
at Florida	2-0-2	Florida	0-0-0
Arkansas	2-3-5	at Georgia	0-2-2
Georgia	2-2-4	at Texas A&M	1-4-5, 1-0 tfl
at Alabama	0-0-0	Alabama	0-1-1
at Kentucky	0-0-0		
So. Carolina	1-1-2		
N. Texas	0-0-0		
at Missouri	1-1-2, 1-5 sk, 1-5 tfl		
Vanderbilt	0-2-2, pbu, qh		
vs. Nwstrn	2-2-4		

#52 ELIJAH MEDFORD

LS, 5-9, 203, RS So., Burlington, N.C.

- Tennessee's starting short snapper for field goals and extra points

HIGH SCHOOL/PERSONAL

- Three-year Letterman for coach David Green at Walter Williams H.S. in Burlington, N.C.
- Majoring in Industrial Engineering
- Goes by "Jesse"

#25 AARON MEDLEY

PK, 6-2, 194, Jr., Lewisburg, Tenn.

- Has been Tennessee's starting placekicker since 2014 freshman season

2016

- Made a career-high nine extra points, going 9-of-9 vs. Missouri (11/19) and matched career high with seven touchbacks on 10 kickoffs. Missed a 47-yard field goal attempt.
- Was 7-of-7 on extra points vs. Kentucky (11/12) and had eight kickoffs with four touchbacks
- Went 2-of-2 on field goals against Tennessee Tech (11/5), connecting from 19 and 42 yards, and went 6-of-6 on XPs for a season-high 12 points. Also made one tackle on a kickoff.
- Was 3-of-3 on XPs and missed a 58-yard attempt with time expiring at South Carolina (10/29)
- Made a 37-yard field goal (1-for-1) and one XP against Alabama (10/15)
- Scored eight points at Texas A&M (10/8), going 1-for-1 on field goals (34-yarder in first OT) and 5-for-5 on extra points. Booted all six kickoffs for touchbacks.
- Went 4-for-4 on XPs and had five kickoffs for 303 yards (60.6-yard average) and two touchbacks in win at Georgia (10/1)
- Against Florida (9/24), made 28-yard field goal with 2:39 remaining in second quarter to give Tennessee its first points of the game and was a perfect 5-for-5 on XPs. Also had five touchbacks and one out-of-bounds on seven kickoffs for 454 yards (64.9-yard average).
- Missed 55-yard FG attempt, went 4-for-4 on XPs and had five touchbacks on five kickoffs vs. Ohio (9/17)
- Went 1-of-2 on FGs (34) and 6-for-6 on XPs vs. Virginia Tech (9/10)
- Went 2-for-2 on FGs (23, 39) and 2-for-2 on XPs for eight points in opener vs. Appalachian State (9/1)
- **Seventh in career made field goals (45)**

- **Currently seventh in career field goal percentage (.714) in his third season**

2015

- **In 2015, his 118 points on kick scoring in a season are set new Tennessee record breaking mark of Daniel Lincoln (115) set in 2007**
- **21 field goals in 2015 tied for third-most in a season in UT history with Daniel Lincoln in 2007**
- **31 field goals attempted in 2015 tied for school record with Fuad Reveiz in 1982**
- In 2015, made 21-of-31 field goals and perfect 55-of-55 on PATs for 118 points
- **2015: Second in SEC in kick scoring (9.1 ppg) 118 points**
- **2015: Fourth in SEC in field goals made with 21**
- **Made 12 of last 14 field goals to finish 2015 season**
- Made a 35-yard field goal, along with six PATs in Outback Bowl win over Northwestern (1/1), also had five touchbacks on eight kickoffs
- Connected on all three field goals, including career-long 47-yarder in regular-season finale vs. Vanderbilt (11/28), also made field goals of 26 and 32 yards
- Booted career-high four field goals (on five attempts) in win at Missouri (11/21), connecting from 34, 22, 44 and 30 yards; **four field goals in a game was most by a Vol since Derrick Brodus made four vs. Akron in 2012**
- Kicked game-winning 27-yard field goal vs. South Carolina (11/7), added a 44-yard field goal, three PATs and four touchbacks
- Booted a 44-yard field goal at Kentucky (10/31), along with seven PATs and five kickoff touchbacks
- Connected on 35 and 45-yard FGs vs. Arkansas (10/3)
- Made field goals of 34 and 37 yards at Florida (9/26), missed potential game-winner from 55 yards
- Booted 20 and 30-yard field goals along with seven PATs vs. Western Carolina (9/19)
- Connected on career-high eight PATs vs. Bowling Green (9/5), also made 1-of-3 field goals

2014

- **In 2014, ranked second in the SEC in field goals made (20) and second in field goals made per game (1.54)**
 - Ranked tied for 14th in the NCAA in field goals made and 16th in field goals made per game
 - His 20 field goals tied for the fourth-most in a single-season in Tennessee history (with Fuad Reveiz in 1984)
 - His 20 FG made were the second-most by a true freshman in a season, behind Daniel Lincoln's 21 in 2007
 - Kicked in all 13 games, making 42-of-43 PATs and 20-of-26 on field goals with long of 46 for 102 points
 - Made 19-of-20 field goals from inside 39 yards
 - Made six PATs and a 28-yard field goal in 2015 TaxSlayer Bowl win over Iowa (1/2)
- >> Full profile on Media Guide Page 76

CAREER STATS

Kick	GP/GS	FG	FGA	Pct.	PAT	Pts	19-29	30-39	40-49	50+ LG
2014	13/13	20	26	76.9	42-43	102	7-7	12-13	1-6	0-0 46-UGA
2015	13/13	21	31	67.7	55-55	118	7-9	9-10	5-9	0-3 47-VU
2016	11/11	8	12	66.7	52-52	76	3-3	4-4	1-3	0-2 42-TTU
Totals	37/37	49	69	71.0	149-150	296	17-19	25-27	7-18	0-5 47-VU

CAREER HIGHS

Field Goals Made	4 at Missouri, 11/21/15
Field Goals Attempted	5 at Missouri, 11/21/15
Longest Field Goal	47 vs. Vanderbilt, 11/28/15
Longest Attempt	58 at South Carolina, 10/29/16
Game-Winning Field Goal	32 at South Carolina, 11/1/14
PATs	9 v. Missouri, 11/19/16
Kickoffs	10, 5 times, last vs. Missouri, 11/19/16
Touchbacks	7, twice, vs. Chattanooga, 10/11/14 vs. Missouri, 11/19/16

CAREER GAME-BY-GAME

2014 Opp.	FGs, PATs, Pts	Kickoffs, TB
Utah State	1-2 (41miss, 36G), 5-5, 8 pts	7-407-58.1
Ark. State	2-3 (20G, 35miss, 38 G), 4-4, 10 pts	0-0
at Oklahoma	1-1 (31G), 1-1, 4 pts	0-0
at Georgia	1-1 (46G), 3-3, 6 pts	5-289-57.8
Florida	3-3 (36G, 38G, 39G), 0-0, 9pts	4-248-62.0
Chattanooga	1-2 (25G, 42miss), 6-6, 9 pts	8-520-65.0, 7 TB
at Ole Miss	1-1 (27G), 0-0, 3 pts	2-126-63.0
Alabama	2-2 (27G, 24G), 2-2, 8 pts	4-237-59.2
at So. Carolina	1-3 (43WL, 45WL, 32G), 6-6, 9 pts	6-330-55.0
Kentucky	3-4 (38G, 21G, 48WR, 39G), 5-6, 14 pts	10-618-61.8, 3 TB
Missouri	2-2 (38G, 39 G) 1-1, 7 pts	4-238-59.5, 2 TB

at Vanderbilt	1-1 (36G) 3-3, 6 pts	5-288-57.6, 1 TB
vs. Iowa	1-1 (28G) 6-6, 9 pts	8-486-60.6, 2 TB

2015 Opp. FGs, PATs, Pts Kickoffs, TB

vs. B. Green	1-3 (42 WL, 29 WR, 26G), 8-8, 11 pts	10-621-62.1, 5 TB
Oklahoma	1-2 (19G, 48 WR), 3-3 PAT, 6 pts	4-260-65.0, 3 TB
W. Carolina	2-2 (20G, 31G), 7-7 PAT, 13 pts	10-593-59.3, 2 TB
at Florida	2-3 (34G, 37G, 55 ER) 3-3 PAT, 9 pts	6-381-63.5, 2 TB
Arkansas	2-3 (28 LU, 35G, 45G), 2-2 PAT, 8 pts	5-327-65.4, 3 TB
Georgia	1-1 (22 G), 5-5 PAT, 8 pts	7-432-61.7, 2 TB
at Alabama	0-3 (43 WR, 51 WL, 51 WL), 2-2 PAT 2 pts	3-195-65.0, 1 TB
at Kentucky	1-1 (44G), 7-7 PAT, 10 pts	9-532-59.1, 5 TB
So. Carolina	2-2 (44G, 27 G), 3-3 PAT, 9 pts	6-388-64.7, 4 TB
North Texas	1-1 (34G), 3-3 PAT, 6 pts	5-302-60.4, 2 TB
at Missouri	4-5 (34G, 22G, 44G, 31 WR, 30G), 1-1 PAT, 13 pts	6-336-56.0

Vanderbilt	3-3 (26G, 47G, 32G), 5-5 PAT, 14 pts	10-615-61.5, 5 TB
vs. Nwstrn	1-2 (49WR, 35G), 6-6 PAT, 9 pts	8-528-66.0, 3 TB

2016 Opp. FGs, PATs, Pts Kickoffs, TB

App State	2-2 (23G, 39G), 2-2 PAT, 8 pts	4-256-64.0, 1 TB
vs. V Tech	1-2 (34G, 47WR), 6-6 PAT, 6 pts	8-516-64.5, 3 TB
Ohio	0-1 (55Short), 4-4 PAT, 4 pts	5-325-65.0, 5 TB
Florida	1-1 (28), 5-5 PAT, 8 pts	7-454-64.9, 5 TB, 10B
at Georgia	0-0, 4-4 PAT, 4 pts	5-303-60.6, 2 TB
at Texas A&M	1-1 (34G), 5-5 PAT, 8 pts	6-390-65.0, 6 TB
Alabama	1-1 (37G), 1-1 PAT, 4 pts	3-190-63.3, 1 TB, 10B
at S. Carolina	0-1 (58 Short), 3-3 PAT, 3 pts	4-265-66.2, 3 TB
Tenn. Tech	2-2 (19G, 42G), 6-6 PAT, 12 pts	9-584-64.9, 3 TB
Kentucky	0-0, 7-7 PAT, 7 pts	8-511-63.9, 4 TB
Missouri	0-1 (47WR), 9-9 PAT, 9 pts	10-645-64.5, 7 TB

ON THE TENNESSEE CHARTS

Field Goals Made - Career

1.	71	Fuad Reveiz	1981-84
2.	61	Jeff Hall	1995-98
3.	59	James Wilhoit	2003-06
4.	53	Alex Walls	1999-2002
5.	52	John Becksvort	1991-94
6.	51	Daniel Lincoln	2007-10
7.	49	Aaron Medley	2014-Pres.
8.	37	Michael Palardy	2010-13

Field Goals Made Percentage - Career

1.	.779	Alex Walls	1999-2002
2.	.747	Fuad Reveiz	1981-84
3.	.740	Michael Palardy	2010-13
4.	.727	Greg Burke	1989-90
5.	.7234	Carlos Reveiz	1984-86
6.	.720	James Wilhoit	2003-06
7.	.710	Aaron Medley	2014-Pres.

Kick Scoring - Season

1.	118	Aaron Medley	2015
2.	115	Daniel Lincoln	2007
3.	107	Greg Burke	1990
4.	104	Jeff Hall	1998
5.	102	Aaron Medley	2014
	102	Carlos Reveiz	1985

Field Goals Made - Season

1.	27	Fuad Reveiz	1982
2.	24	Carlos Reveiz	1985
3.	21	Aaron Medley	2015
	21	Daniel Lincoln	2007
4.	20	Fuad Reveiz	1984
	20	Aaron Medley	2014

Field Goals Attempted - Season

1.	31	Aaron Medley	2015
	31	Fuad Reveiz	1982
3.	29	Greg Burke	1990
	29	Daniel Lincoln	2007
	29	Aaron Medley	2015
6.	28	Carlos Reveiz	1985
7.	26	Aaron Medley	2014

Field Goals Made by True Freshman - Season

1.	21	Daniel Lincoln	2007
2.	20	Aaron Medley	2014

Field Goals Attempted by True Freshman - Season

1.	29	Daniel Lincoln	2007
2.	26	Aaron Medley	2014
3.	25	James Wilhoit	2003
	25	Jeff Hall	1998

#40 DIMARYA MIXON

DE, 6-4, 260, Jr., Compton, Calif.

2016

- Registered two tackles in win vs. Missouri (11/19)
- Had one tackle vs. Kentucky (11/12)
- Recorded career-high two tackles for a loss and had one 13-yard sack vs. Tennessee Tech (11/5), marking first sack of career**
- Made one tackle at South Carolina (10/29)
- Had one QB hurry vs. Alabama (10/15)
- Saw action off the bench at Texas A&M (10/8), recording one assisted tackle
- Made a big tackle vs. Florida (9/24) in third quarter, contributing on a TFL of Jordan Cronkrite for four-yard loss on 3rd-and-10 to force the Gators to punt**
- Has played in all five games

2015

- True sophomore backing up Derek Barnett at defensive end, played in all 12 games with seven tackles
 - Moved outside in 2015 after playing inside as a freshman, dropping more than 20 pounds
 - Two tackles with a TFL at #8 Alabama (10/24)
 - Career best four tackles vs. Western Carolina (9/19)
 - Played in 12 games, making four tackles, in 2014
 - Played at West Mesquite High School in Texas for coach Mike Overton, former Vols center (1974-76)
 - Graduated in 2012, originally signed at Nebraska in 2013
- >> Full profile on Media Guide Page 78

CAREER STATS

Defense	GP	GS	UT	AT	TT	Sack	TFL	FF	FR	QH	Int	High Tk
2014	12	0	4	0	4	0-0	0-0	0	0	2	0-0	3-ASU
2015	13	0	5	2	7	0-0	1-1	0	0	0	0-0	4-WCU
2016	11	0	4	4	8	1-13	2.5-20	0	0	1	0-0	2-TTU
Totals	36	0	13	6	19	1-13	3.5-21	0	0	3	0-0	4-WCU

CAREER HIGHS

Tackles	4 vs. Western Carolina, 9/19/15
Tackles For Loss	2 vs. Tennessee Tech, 11/5/16
Sacks	1 vs. Tennessee Tech, 11/5/16

#12 EMMANUEL MOSELEY

DB, 5-11, 180, So., Greensboro, N.C.

2016

- Posted three tackles vs. Missouri (11/19)
- Made one tackle against Kentucky (11/12)
- Had six tackles and one pass breakup against Tennessee Tech (11/5)
- Recorded seven tackles and one pass breakup at South Carolina (10/29)
- Tied career high with eight tackles (seven solo) and set new career high with three TFL vs. Alabama (10/15)**
- Started at left cornerback at Georgia (10/1) and at Texas A&M (10/8) after starting at right cornerback in first four games**
- Made two tackles and had one pass breakup at Texas A&M (10/8) - **now has four-straight games with a pass breakup**
- Recorded five tackles (three solo), 0.5 TFL and one breakup in win at Georgia (10/1)
- Totalled seven tackles (second-most on the team) and one pass breakup in the the Vols' win over Florida (9/24)
- vs. Ohio (9/17), set new career high with eight tackles and had one pass breakup
- Matched then-career high with six tackles vs. Virginia Tech (9/10)
- Started at RCB and had one tackle vs. App State (9/1)

2015

- Played in 13 games and started first seven in 2015 at CB, with 28 tackles and team-best 11 pass breakups (tied for 10th in SEC)
- First career interception came in Outback Bowl win over Northwestern (1/1)**
- Gained nearly 35 pounds since arriving at Tennessee at 145 pounds in January 2014**
- Has at least one pass breakup in nine of 13 games of 2015
- Two breakups at Missouri (11/21)
- Five stops with a pass breakup at Florida (9/26)
- Four tackles, two pass breakups vs. #19 Oklahoma (9/12)
- Made a career-high six tackles including a TFL along with a pass breakup vs. Bowling Green (9/5)
- In 2014, backed up Cameron Sutton at CB, played in all 13 games in 2014, had 18 tackles with 2.0 TFLs and six pass

breakups (second on team)

- Defensive MVP in 77th Shrine Game in December 2013
 - Helped Panthers to perfect 15-0 record in 2013 and the North Carolina Class 4-A Championship
 - Greensboro News & Record 2013 Player of the Year
 - Played on both sides of the ball, running spread option offense at quarterback and at CB
 - Ran for 1,443 yards and threw for 1,370 yards through the air; Accounted for 47 total touchdowns
- >> Full profile on Media Guide Page 82

CAREER STATS

Defense	GP	GS	UT	AT	TT	Sack	TFL	FF	FR	PD	Int	High Tk
2014	13	2	15	4	19	0-0	2-5	0	0	6	0-0	5-SC
2015	13	7	23	5	28	0-0	2-4	0	0	11	1-20	6-BG
2016	11	0	41	13	54	0-0	3.5-12	0	0	6	0-0	8-Ohio,UA
Totals	37	19	79	22	101	0-0	7.5-21	0	0	23	1-208	Ohio,UA

CAREER HIGHS

Tackles	8 vs. Ohio, 9/17/16, vs. Alabama, 10/15/16
Tackles For Loss	3 vs. Alabama, 10/15/16
Passes Defended	2 four times, last at Missouri, 11/21/15

CAREER GAME-BY-GAME

2014 Opp.	U-A-T, Other	2015 Opp.	U-A-T, Other
Utah State	1-0-1	vs. B. Green	5-1-6, 1-1 tfl, pbu
Ark. State	0-0-0	Oklahoma	2-2-4, 2 pbu
at Oklahoma	0-0-0	W. Carolina	0-0-0, pbu
at Georgia	0-0-0	at Florida	5-0-5, pbu
Florida	2-0-2, 2-5 tfl	Arkansas	2-1-3, pbu
Chattanooga	1-0-1	Georgia	1-0-1, pbu
at Ole Miss	2-0-2, pbu	at Alabama	2-0-2, 1-3 tfl
Alabama	2-1-3	at Kentucky	0-0-0, pbu
at So. Carolina	3-2-5, 2 pbu	So. Carolina	1-0-1
Kentucky	1-0-1, 2 pbu	No. Texas	1-1-2
Missouri	2-1-3	at Missouri	1-0-1, 2 pbu
at Vanderbilt	0-0-0, pbu	Vanderbilt	2-0-2
vs. Iowa	1-0-1	vs. Northwestern	1-0-1, 1 INT

2016 Opp. U-A-T, Other

App State	0-1-1
vs. V Tech	5-1-6
Ohio	5-3-8, 1 pbu
Florida	6-1-7, 1 pbu
at Georgia	3-2-5, 0.5-1 tfl, 1 pbu
at Texas A&M	2-0-2, 1 pbu
Alabama	7-1-8, 3.0-11 tfl
at S. Carolina	7-0-7, 1 pbu
Tenn. Tech	4-2-6, 1 pbu
Kentucky	1-0-1
Missouri	2-1-3

#78 CHARLES MOSLEY

OL, 6-4, 340, R-So., Brighton, Tenn.

2016

- Before Missouri game (11/19), changed position, switching from offensive line to defensive tackle to help UT address depleted depth on defensive line due to injuries
- Has seen action off the bench vs. Appalachian State (9/1), Virginia Tech (9/10), Alabama (10/15), Tennessee Tech (11/5)

2015

- As redshirt freshman in 2015, backed up at left guard to Jashon Robertson, played in 12 games as reserve
 - Made college debut vs. Bowling Green (9/5)
 - Sat out 2014 season after suffering a preseason injury to his leg in a car accident
 - 4-star recruit out of Brighton H.S., in the Memphis area
 - Mr. Football Class AAA Finalist for lineman in 2013
 - Racked up 20 tackles for loss including eight sacks, also forced four fumbles and recovered two fumbles
 - Shaved "UT Vols" and a checkerboard into his hair to show his commitment to Tennessee
- >> Full profile on Media Guide Page 83

CAREER STATS

Games Played/Started: 2015: 12/0; 2016: 4/0; Totals: 16/0

#3 MARQUILL OSBORNE

DB, 5-11, 188, Fr., Cornelius, N.C.

2016

- Made one tackle vs. Missouri (11/19)
- Against Kentucky (11/12) returned three kickoffs for 55 yards with a long of 22
- Recorded first sack of career vs. Tennessee Tech (11/5)**
- Had one tackle and one kickoff returned for 24 yards at South Carolina (10/29)
- Recorded two tackles vs. Alabama (10/15)
- Has seen action off the bench and on special teams against Appalachian State (9/1), Ohio (9/17), Georgia (10/1), Texas A&M (10/8) and Alabama (10/15)

2016 Spring Enrollee

- 247 Sports: 4-star (No. 17 CB, No. 6 prospect in NC)**
 - ESPN: 4-star (No. 78 overall prospect, No. 8 CB, No. 4 prospect in North Carolina)**
 - Rivals: 4-star (No. 79 overall prospect, No. 8 CB, No. 3 prospect in North Carolina)**
 - Scout: 3-star (No. 42 CB, No. 1 CB in North Carolina)**
 - Lettered at William Amos Hough School in Cornelius, N.C., for coach Miles Aldridge, playing CB, WR and RET**
 - 2016 Under Armour All-American**
- >> Full profile on Media Guide Page 85

CAREER HIGHS

Tackles	2 vs. Alabama, 10/15/16
Tackles For Loss	1.0, 2x, at South Carolina, 10/29/16, vs. Tennessee Tech, 11/5/16
Sacks	1.0 vs. Tennessee Tech, 11/5/16
Kick Returns	3 vs. Kentucky, 11/12/16
Kick Return Yards	55 vs. Kentucky, 11/12/16
Kick Return Long	24 at South Carolina, 10/29/16

#5 KYLE PHILLIPS

DL, 6-4, 259, So., Nashville, Tenn.

2016

- Tallied four tackles (three solo) in win vs. Missouri (11/19)
- Had two tackles and two pass breakups against Kentucky (11/12)
- Made first start of career at DT vs. Tennessee Tech (11/5)
- Played at defensive tackle at South Carolina (10/29), making career-high five tackles (three solo) with one TFL for one yard
- Saw action off the bench at Texas A&M (10/8) and against Alabama (10/15)
- Had one tackle in win vs. Florida (9/24)
- Made season debut vs. Virginia Tech (9/10) with one tackle and saw playing time vs. Ohio (9/17)

2015

- Suffered season-ending shoulder injury in game vs. South Carolina (11/7)**
- First true freshman to have black stripe removed in 2015, coming on Aug. 10
- Played in six games, making eight tackles with one sack and 1.5 TFLs in 2015 as a reserve defensive end
- Returned to action at Kentucky (10/31), had one tackle
- Sat out two games with shoulder injury, suffered vs. Arkansas (10/3)
- Three tackles including first career sack and TFL at Florida (9/26)
- First three tackles of career vs. Western Carolina (9/19)
- One of 15 true freshmen to make college debut vs. Bowling Green (9/5) in his return to his hometown

HIGH SCHOOL/PERSONAL

- Five-star recruit out of Hillsboro H.S. in Nashville
 - Played in 2015 Army All-American Bowl in San Antonio
 - Had 33 sacks in three seasons at Hillsboro
 - 58 tackles with 22.5 TFLs with 13 sacks as senior in 2014
 - Mother, Teresa Phillips, serves as the Director of Athletics at Tennessee State University in Nashville
- >> Full profile on Media Guide Page 86

CAREER STATS

Defense	GP	GS	UT	AT	TT	Sack	TFL	FF	FR	PD	Int	High Tk
2015	6	0	4	4	8	1-2	1.5-3	0	0	0	0-0	3-2x
2016	9	1	8	5	13	0-0	1-1	0	0	2	0-0	5-SC
Car.	15	1	12	9	21	1-2	2.5-4	0	0	2	0-0	5-SC

CAREER HIGHS

Tackles 5 at South Carolina, 10/29/16
Tackles For Loss 1 at Florida, 9/26/15, at South Carolina, 10/29/16
Sacks 1 at Florida, 9/26/15
Passes Defended 2 vs. Kentucky, 11/12/16

2015 Opp.	U-A-T, Other	2015 Opp.	U-A-T, Other
vs. B. Green	0-0-0	at Kentucky	1-0-1
Oklahoma	DNP	So. Carolina	0-1-1, 0.5-1 tfl
W. Carolina	1-2-3	No. Texas	DNP-INJ
at Florida	2-1-3	at Missouri	DNP-INJ
Arkansas	0-0-0	Vanderbilt	DNP-INJ
Georgia	DNP	vs. Northwestern	DNP-INJ
at Alabama	DNP		

2016 Opp.	U-A-T, Other
App State	DNP
vs. V Tech	1-0-1
Ohio	0-0-0
Florida	1-0-1
at Georgia	DNP
at Texas A&M	0-0-0
Alabama	0-0-0
at S. Carolina	3-2-5, 1-1 tfl
Tenn. Tech	0-0-0
Kentucky	0-2-2, 2 pbu
Missouri	3-1-4

#55 QUAY PICOU

DL, 6-1, 277, So., Sugar Hill, Ga.

- 2016**
- Posted one tackle vs. Missouri (11/19)
 - Had two tackles, 0.5 TFL and one QB hurry vs. Tennessee Tech (11/5)
 - Had two tackles and one fumble recovery vs. Alabama (10/15)**
 - Made season debut vs. Virginia Tech (9/10)

- 2015**
- Appeared in five games, making collegiate debut vs. Western Carolina on (9/19)

CAREER STATS

Defense	GP/GS	UT	AT	TT	Sack	TFL	FF	FR	PD	Int	High Tk
2015	5/0	0	0	0	0.0-0	0.0-0	0	0	0	0-0	N/A
2016	5/0	3	2	5	0.0-0	0.5-1	0	1	0	0-0	2-UT,TTU
Car.	10/0	3	2	5	0.0-0	0.5-1	0	1	0	0-0	2-UT,TTU

CAREER HIGHS

Tackles 2, 2x, vs. Alabama, 10/15/16, vs. Tennessee Tech, 11/5/16
Tackles For Loss 0.5 vs. Tennessee Tech, 11/5/16
Fumbles Recovered 1 vs. Alabama, 10/15/16

#21 JALEN REEVES-MAYBIN

LB, 6-0, 230, Sr., Clarksville, Tenn.

- 2016 Preseason Coaches All-SEC First Team**
- 2016 Preseason Media All-SEC First Team**
- On 2016 preseason watch lists for Bednarik, Nagurski and Butkus awards**
- 2016 Lindy's Sports Preseason Second Team All-SEC
- 2016 Athlon Sports Preseason First Team All-SEC
- 2015 Lindy's Sports Preseason Second Team All-SEC

- 2016**
- Announced on Oct. 18 that he will be sidelined for the rest of the season due to a shoulder injury**
 - Returning starter at WILL linebacker
 - Seven career 10-tackle games, three in 2015**
 - Sat out Georgia game (10/1) and Texas A&M (10/8) game due to injury
 - Made two tackles (one solo) before exiting the game in the first half vs. Florida (9/24) due to injury
 - Had three tackles (one solo) and 0.5 TFL vs. Ohio (9/17)
 - Made 13 tackles (8 solo), 1.5 TFL vs. Virginia Tech (9/10)
 - Logged double-digit tackles for the seventh time in his career as 13 tackles vs. VT tied four his second-best, behind only 21 stops against Oklahoma last year
 - Had two tackles vs. Appalachian State (9/1) before ejection due to targeting

- 2015**
- Seventh in overall tackles with 105 and ninth in SEC in tackles per game (8.1); led Vols with 14.0 TFLs (eighth in SEC) and second on team in sacks with 5.0**
 - Led Vols in tackles in seven of 13 games in 2015**
 - Six tackles including a 9-yard sack in Outback Bowl win over Northwestern (1/1)
 - Closed regular-season with three tackles, including 12-yard sack vs. Vanderbilt (11/28)

- Led Vols with seven tackles, including a TFL in win at Missouri (11/21)
- Team-high nine tackles including a TFL along with the game-sealing fumble recovery in the final minute and an additional forced fumble vs. South Carolina (11/7)
- Team-best 11 tackles, including 2.5 TFLs and a sack at #8 Alabama (10/24)
- Five tackles in win vs. #19 Georgia (10/10)
- Topped team with 10 tackles, including a TFL, vs. Arkansas (10/3)
- Led team with eight tackles including 2.0 TFLs and a 5-yard sack at Florida (9/26)
- Career-high 21 tackles, most by a Vol since A.J. Johnson in 2012**, including 3.0 TFLs vs. #19 Oklahoma (9/12); 21 tackles are most by a player in NCAA FBS in 2015
- Led Vols in tackles in win over Bowling Green (9/5) with nine including an 11-yard sack and two TFLs, also recovered a fumble recovery

- 2014**
- Started all 13 games in 2014 and tied for first on the team with 101 tackles with 11.0 TFLs (third on team)
 - Tied for eighth in SEC in total tackles, ranked ninth in the SEC in tackles per game (7.8) in 2014**
 - Posted career-high 13 tackles in 2015 TaxSlayer Bowl win over Iowa (1/2/15), including 11th TFL of the season
 - In first career start racked up 10 tackles vs. Utah State (8/31/14)

- 2013**
- As a true freshman in 2013 was a standout on special teams with team-best 11 tackles
 - Rotated between linebacker and defensive back, playing in 11 games with 14 tackles in freshman year of 2013
 - Father Marques Maybin played basketball at Louisville (1997-2001)
- >> Full profile on Record Book Page 88

CAREER STATS

Defense	GP/GS	UT	AT	TT	Sack	TFL	FF	FR	PD	Int	High Tk
2013	11/0	8	6	14	0-0	0-0	0	0	0	0-0	3-2x
2014	13/13	63	38	101	2-10	11-35	0	2	0	1-1	13-lowa
2015	13/13	66	39	105	6-46	14-71	2	2	4	0-0	21-OU
2016	4/4	12	8	20	0-0	2-3	0	0	0	0-0	13-VT
Totals	41/50	149	91	240	8-56	27-109	2	4	4	1-1	21-OU

CAREER HIGHS

Tackles 21 vs. Oklahoma, 9/12/15
Tackles For Loss 3.5 at Georgia, 9/27/14
Sacks 1 six times, last at Alabama, 10/24/15
Interceptions 1 vs. Florida, 10/4/14
Fumble Recovery 1 four times, last vs. South Carolina, 11/7/15
Forced Fumble 1 vs. Oklahoma, 9/12/15 & vs. S. Carolina, 11/7/15
Blocked Punt 1 vs. Georgia, 10/5/13
10-Plus Tackle Games 7 times, last vs. Virginia Tech, 9/10/16

CAREER GAME-BY-GAME

2013 Opp.	U-A-T, Other	2014 Opp.	U-A-T, Other
Austin Peay	0-0-0	Utah State	5-5-10, 0.5-2 tfl
W. Kentucky	DNP	Ark. State	4-2-6, 2-5 tfl, 1-3 sk
at Oregon	0-0-0	at Oklahoma	7-2-9, fr
at Florida	2-0-2	at Georgia	7-3-10, 3.5-14 tfl, 2-7 sk
So. Alabama	0-1-1	Florida	7-2-9, 1-1 tfl, 1-1 int
Georgia	2-1-3, blk punt	Chattanooga	2-3-5
So. Carolina	1-0-1	at Ole Miss	7-2-9
at Alabama	0-1-1	Alabama	3-2-5, fr
at Missouri	1-0-1	at So. Carolina	5-3-8, 1-1 tfl
Auburn	0-3-3	Kentucky	4-1-5, 1-4 tfl
Vanderbilt	1-0-1	Missouri	4-3-7, 1-4 tfl
at Kentucky	1-0-1	at Vanderbilt	5-0-5
		vs. Iowa	5-8-13, qb, 1-4 tfl

2015 Opp.	U-A-T, Other
vs. B. Green	8-1-9, 1-11 sk, 2-12 tfl, qh
Oklahoma	13-8-21, 1-1 sk, 3-8 tfl, ff
W. Carolina	1-2-3
at Florida	5-3-8, 2-9 tfl, 1-5 sk
Arkansas	4-6-10, 1-4 tfl, pbu
Georgia	2-3-5
at Alabama	6-5-11, 2.5-13 tfl, 1-8 sk
at Kentucky	3-3-6, pbu, qh
So. Carolina	8-1-9, 0.5-1 tfl, ff, fr, pbu
North Texas	5-2-7
at Missouri	5-2-7, 1-3 tfl, pbu
Vanderbilt	2-1-3, 1-12 sk, 1-12 tfl
vs. Northwestern	4-2-6, 1-9 sk, 1-9 tfl

2016 Opp.	U-A-T, Other
App State	2-0-2
vs. V Tech	8-5-13, 1.5-2 tfl
Ohio	1-2-3, 0.5-1 tfl

Florida	1-1-2
at Georgia	DND-INJ
at Texas A&M	DND-INJ
Alabama	DND-INJ
at South Carolina	DND-INJ
Tenn. Tech	DND-INJ
Kentucky	DND-INJ

#51 DREW RICHMOND

OL, 6-5, 301, R-Fr., Memphis, Tenn.

- Started at LT in 63-37 win over Missouri (11/19), paving the way for 609 yards of offense and as season-high 386 rushing yards
 - Started at LT in 49-36 win vs. Kentucky (11/12), helping pave the way for 599 yards of offense and 376 rushing yards (UT's most in an SEC game since 406 vs. Vanderbilt on Nov. 26, 1994). Vols' 10.2 yards per play was their most since setting the school record at 10.9 against Kentucky in 2000 and their 9.2 yards per rush was the best mark since 9.5 yards per rush against Auburn on Dec. 4, 2004.
 - Came off the bench vs. Ohio (9/17), vs. Alabama (10/15) and Tennessee Tech (11/5)
 - Started at LT vs. Virginia Tech (9/10)
 - Made collegiate debut and made first start at left tackle in 2016 season opener vs. Appalachian State (9/1)
 - 5-star offensive lineman at Memphis University School, did not appear in any games during the 2015 season**
 - Lettered at Memphis University School in Memphis, Tenn., for coach Bobby Alston
 - 247 Sports: 4-star (No. 55 overall prospect, No. 3 offensive tackle, No. 2 prospect in Tennessee)
 - ESPN: 4-star (No. 58 overall prospect, No. 5 offensive tackle, No. 1 prospect in Tennessee)
 - Rivals: 5-star (No. 12 overall prospect, No. 2 offensive tackle, No. 1 prospect in Tennessee)
 - Scout: 4-star (No. 10 offensive tackle, No. 1 offensive tackle in Tennessee)
- >> Full profile on Record Book Page 89

CAREER STATS

Games Played/Started: 2016: 6/3; **Totals:** 7/4

#75 JASHON ROBERTSON

OL, 6-3, 305, Jr., Nashville, Tenn.

- 2016 Preseason Coaches All-SEC Third Team**
- 2016 Athlon Sports Preseason First Team All-SEC**
- 2016 Lindy's Sports Preseason First Team All-SEC**
- 2015 GridironNow.com All-SEC Second-Team OL**
- 2014 Freshman All-SEC Team**
- 2014 Phil Steele Freshman All-American Team**
- 2014 ESPN's True Freshman All-American Team**

- 2016**
- Returning starter at left guard in 2015**
 - Started at LG in 63-37 win over Missouri (11/19), paving the way for 609 yards of offense and as season-high 386 rushing yards
 - Started at LG in 49-36 win vs. Kentucky (11/12), helping pave the way for 599 yards of offense and 376 rushing yards (UT's most in an SEC game since 406 vs. Vanderbilt on Nov. 26, 1994). Vols' 10.2 yards per play was their most since setting the school record at 10.9 against Kentucky in 2000 and their 9.2 yards per rush was the best mark since 9.5 yards per rush against Auburn on Dec. 4, 2004.
 - Started at LG in UT's 55-0 rout of Tennessee Tech (11/5) with offensive line paving the way for 7.1 yards per carry (best since 7.5 vs. South Alabama in 2013) and 9.1 yards per play (best since 9.4 vs. Troy on Nov. 3, 2012)
 - Started at LG at South Carolina (10/29)
 - Started at LG at Texas A&M (10/8)
 - Started at LG in win at Georgia (10/1)
 - Starting LG vs. Florida (9/24) as offense generated 498 total yards (319 passing, 179 rushing)
 - Started at LG vs. Ohio (9/17), helping pave the way for 404 yards of total offense, including 201 rushing yards
 - Started at LG in 2016 season opener vs. App State (9/1) and Battle at Bristol vs. Virginia Tech (9/10)

- 2015**
- Changed from #73 to #75 during preseason camp as a tribute to senior lineman Marcus Jackson, who suffered season ending injury early in camp**
 - Started and played 10 games in 2015, battling through injuries

- Helped Vols to 2,908 rushing yards, second most in school history, along with 422.3 yards per game
- Started first 19 games of his career before missing game at Alabama (10/24), 13 at right guard in 2014 and first six games in 2015 at left guard (Marcus Jackson's position)
- Helped Vols to 331 rushing yards in regular-season finale vs. Vanderbilt (11/28)
- Returned to action at Missouri (11/21) and helped Vols to 248 rushing yards, most vs. Tigers in 2015
- Sat out South Carolina (11/7) and North Texas (11/14) games due to injury
- Returned to action at Kentucky (10/31).
- Missed first game of career with an ankle injury at #8 Alabama (10/24)
- Helped Vols to 604 yards of total offense including 399 rushing yards (most since 1994) vs. Bowling Green

2014
Only member of the Vols offensive line to start all 13 games at the same position (right guard) in 2014
 • True freshman became first UT player since current Miami Dolphin Ja'Wuan James (9/4/10 vs. UT-Martin) to start on offensive line in first college game when he did so vs. Utah State (8/31/14)
 • Became fourth true freshman to start opener on OL: Bill Mayo (1981), Michael Munoz (2000), James (2010)
 • Won starting right guard spot after moving from defensive line to offensive line on Aug. 4 after three practices
 >> Full profile on Media Guide Page 90

CAREER STATS
Games Played/Started: 2014: 13/13; 2015: 10/10; 2016: 11/10 **Totals: 34/33**

#14 QUART' E SAPP
LB, 6-2, 220, R-Fr., Alpharetta, Ga.

2016
 • Made one tackle vs. Appalachian State (9/1)

2015
 • Played in four games as a true freshman in 2015, recoring four tackles (three on special teams)
 • Made two tackles in 2015 college debut vs. Bowling Green (9/5)
 >> Full profile on Media Guide Page 91

CAREER STATS

Defense	GP/GS	UT	AT	TT	Sack	TFL	FF	FR	PD	Int	High Tk
2015	4/0	3	0	3	0	0	0	0	0	0	2-BGSU
2016	2/0	1	0	1	0	0	0	0	0	0	1-AS
Car.	6/0	4	0	4	0	0	0	0	0	0	2-BGSU

CAREER HIGHS
Tackles 2 vs. Bowling Green, 9/5/15

#25 JOSH SMITH
WR, 6-1, 216, R-So., Knoxville, Tenn.

2016
 • Returned one punt for three yards vs. Missouri (11/19)
 • Made a 24-yard touchdown catch against Kentucky (11/12) and returned one punt for eight yards
 • Had one catch for seven yards vs. Tennessee Tech (11/5)
 • Caught one pass for one yard and returned two punts for 10 yards at South Carolina (10/29)
 • One catch for 10 yards against Alabama (10/15)
 • Had three catches for four yards and one punt return for 16 yards at Texas A&M (10/8)
 • Caught two passes for 30 yards in win at Georgia (10/1), including season-long 31-yard catch in second quarter
 • Recorded one five-yard catch vs. Florida (9/24)
 • Had one catch for three yards vs. Virginia Tech (9/10)
 • Made one tackle vs. Appalachian State (9/1)

2015
 • In 13 games in 2015, had 23 catches for 307 yards with two touchdowns; started last seven games of season
 • Returned to action in 2015 after a medical redshirt season in 2014 following season-ending ankle injury suffered at Oklahoma (9/13/14)
 • In regular-season finale vs. Vanderbilt (11/28), had four catches for 50 yards
 • Two catches for 28 yards vs. North Texas (11/14)
 • Three catches for 42 yards vs. South Carolina (11/7)
 • Scored second touchdown of season on an 11-yard catch to even score at 7-7 at #8 Alabama (10/24), also had key 27-yard catch on late scoring drive finishing with two catches for 38 yards
 • Hauled in the **39-yard touchdown, that started the**

Vols rally from 24-3 deficit to score 28 points in a row in 38-31 win over #19 Georgia (10/10), finished with two catches for 40 yards
 • Led Vols with four catches for 56 yards vs. #19 Oklahoma (9/12)
 • Returned to action in 2015 opener vs. Bowling Green (9/5)

2014
 • Played in just three games and was sidelined after the game at #4/3 Oklahoma (9/13/14) in 2014; had 10 catches for 135 yards with a TD in three games
 • Career high five catches for career-best 58 yards including 40-yard touchdown at #4/3 Oklahoma (9/13/14)

2013
 • In 2013, played 11 games, made four starts, in 2013 with 12 catches for 182 yards with one touchdown
 • First career touchdown on a 29-yard pass as part of three catches for 40 yards vs. South Alabama (9/28/13)
 • All-State wide receiver at CAK as a junior and senior
 >> Full profile on Media Guide Page 94

CAREER STATS

Receiving	GP/GS	No	Yds	Avg	Per/G	TD	Long	High Yd
2013	11/4	12	182	15.2	16.5	1	51-UO	51-UO
2014	3/1	10	135	13.5	45.0	1	40-OU	58-OU
2015	13/7	23	307	13.3	23.6	2	39-UGA	56-OU
2016	10/6	11	84	7.6	8.4	1	31-UGA	30-UGA
Totals	37/18	56	708	12.6	19.1	5	51-UO	58-OU

Punt Return

No	Yds	Avg	Per/G	TD	Long	High Yd
2016	6	35	5.8	3.5	0	16-TAMU

CAREER HIGHS

Receptions	5 at Oklahoma, 9/13/14
Receiving Yards	58 at Oklahoma, 9/13/14
Touchdowns	1, 5x, last vs. Kentucky, 11/12/16
Punt Return	16 at Texas, 10/8/16

CAREER GAME-BY-GAME

2013 Opp.	Rec-Yards-TD, Lg	2014 Opp.	Rec-Yards-TD, Lg
Austin Peay	1-9-0, 9	Utah State	3-48-0, 38
W. Kentucky	3-37-0, 16	Ark. State	2-29-0, 21
at Oregon	1-51-0, 51	at Oklahoma	5-58-1, 4
at Florida	1-2-0, 2	at Georgia	DNT-INJ
So. Alabama	3-40-1, 29	Florida	DND-INJ
Georgia	1-26-0, 26	Chattanooga	DND-INJ
So. Carolina	DNP-INJ	at Ole Miss	DNT-INJ
at Alabama	1-9-0, 9	Alabama	DND-INJ
at Missouri	1-9-0, 9	at So. Carolina	DNT-INJ
Auburn	0-0-0	Kentucky	DND-INJ
Vanderbilt	0-0-0	Missouri	DND-INJ
at Kentucky	0-0-0	at Vanderbilt	DNT-INJ
		vs. Iowa	DNP-INJ

2015 Opp.	Rec-Yards-TD, Lg	2016 Opp.	Rec-Yards-TD, Lg
vs. B. Green	0-0-0	Appalachian St.	0-0-0
Oklahoma	4-56-0, 20	vs. Virginia Tech	1-4-0
W. Carolina	2-8-0, 5	Ohio	DND-INJ
at Florida	1-6-0, 6	Florida	1-5-0
Arkansas	2-34-0, 20	at Georgia	2-30-0, 31
Georgia	2-40-1, 39	at Texas A&M	3-4-0, 5
at Alabama	2-38-1, 27	Alabama	1-10-0, 10
at Kentucky	1-5-0, 5	at S. Carolina	1-1-0, 1, 2-10 PR
So. Carolina	3-42-0, 15	Tenn. Tech	1-7-0, 7, 1-2 PR
No. Texas	2-28-0, 21	Kentucky	1-24-1, 24, 1-8 PR
at Missouri	0-0-0	Missouri	0-0-0, 1-3 PR
Vanderbilt	4-50-0, 17		
vs. Nwstrn	4-50-0, 17		

#23 CAMERON SUTTON
DB, 5-11, 186, Sr., Jonesboro, Ga.

- **2016 CBS Sports Preseason All-American**
- **2016 Preseason Coaches All-SEC First Team (DB)**
- **2016 Preseason Coaches All-SEC Third Team (PR)**
- **2016 Preseason Media All-SEC First Team**
- **On 2016 preseason watch lists for Bednarik, Nagurski, Thorpe, Hornung and Senior Bowl**
- 2016 Sporting News Preseason First Team All-American
- 2016 Lindy's Sports Preseason Second Team All-American
- 2016 Athlon Sports Preseason First Team All-SEC (PR)
- 2016 Athlon Sports Preseason Second Team All-SEC (DB)
- 2016 Lindy's Sports Preseason First Team All-SEC
- 2016 Phil Steele Preseason First Team All-SEC
- **2015 Sporting News First Team All American**
- **2015 AutoNation FWAAs Second Team All-American**
- 2015 GridironNow.com All-SEC First-Team Specialists
- 2015 Preseason All-SEC Second Team by AP & Coaches
- 2015 Sporting News Preseason 2nd Team All-American
- 2015 Lindy's Sports No. 6 Top CB

- 2015 Lindy's Sports Preseason First Team All-SEC
- 2015 Athlon Sports Preseason Second Team All-SEC

2016
 • Made a season-high five tackles (four solo) with one pass breakup against Missouri (11/19) and had a season-long punt return of 17 yards
 • Returned to action vs. Kentucky (11/12) after missing six games due to injury, recording three tackles and two pass breakups. **Recorded 35th and 36th career passes defended to move past Jabari Greer for most career passes defended in Tennessee history.**
 • **Sustained injury vs. Ohio (9/17) while making a tackle and exited game in first quarter**
 • Fielded one 19-yard kick return on a pooch kick in the first quarter vs. Ohio (9/17)
 • Three tackles, one TFL, one pass breakup vs. Virginia Tech (9/10) and one punt return for 14 yards
 • Recorded seventh INT of career vs. Appalachian State (9/1) and made four tackles and on TFL
 • Three-year starter at CB for the Vols, started all 40 games in career
 • Serving as Vols starting punt returner for third year
 • **Switched from his #23 to #7 during 2015 training camp as a tribute to then-injured teammate Rashaan Gauden. Switched back to #23 in spring of 2016.**

2015
 • **Ranked first in the nation in punt return average at 18.7**
 • Had 25 punt returns for 467 yards and two touchdowns
 • **His 467 punt return yards set a new Tennessee single-season record, surpassing mark of 457 by Bobby Majors in 1969**
 • **Career mark of 16.0 punt return average, ranks first in Tennessee history**
 • **With two punt returns for touchdown in 2015, became sixth player in Vols history to have two in same season, last was Terry Fair in 1996**
 • **Tied for fourth in career passes defended at Tennessee with 32, surpassing Eric Berry (31)**
 • Started all 13 games in 2015, has 28 tackles with 3.0 TFLs along with an interception, six pass breakups and two forced fumbles on defense
 • **Set Tennessee record for punt return yards in a season with career-long 85-yard punt return touchdown vs. Vanderbilt (11/28) in regular-season finale; finished with five returns for career-high 123 yards**
 • Made sixth career interception, along with two tackles, including a TFL in win at Missouri (11/21)
 • Two tackles along with three punt returns for 49 yards vs. South Carolina (11/7)
 • Second career touchdown on an 84-yard punt return at Kentucky (10/31)
 • Four tackles, with a TFL and a 29-yard punt return vs. Arkansas (10/3)
 • Three tackles, pass breakup vs. #19 Oklahoma (9/12)
 • Opened 2015 with three tackles, including a TFL and a pass breakup vs. Bowling Green (9/5); returned three punts for **career-high 102 yards**

2014
 • **2014 Phil Steele All-SEC Third Team**
 • In 2014, started all 13 games in 2014, had 35 tackles including 4.0 TFLs with team-best 14 passes defended
 • Tied for second on the team with three interceptions
 • Third in SEC led in passes defended with 16
 • His 16 passes defended were third-most in a season in Tennessee history
 • Also had 13 punt returns for 146 yards with a 76-yard return for a touchdown and one kickoff return for 21 yards
 • First punt return for a touchdown, for 76 yards, in win at Vanderbilt (11/29/14), first UT punt return for TD since Cordarrelle Patterson, also at Vanderbilt (11/17/12); also had two tackles and a pass breakup

2013
 • **2013 247Sports, Athlon, College Football News Freshman All-American Second Team**
 • **2013 Freshman All-SEC Coaches First Team**
 • Starter in 12 games at CB as freshman in 2013
 • Had a team-high nine passes defended, an interception return for touchdown, two fumble recoveries, 4.0 TFLs and a sack
 • Became first true freshman to return an interception for a touchdown since Eric Berry (2007 at Florida) on a 36-yard return vs. WKU (9/7/13), INT started run of NCAA record four consecutive forced turnovers for Vols on four consecutive plays; also had four tackles
 >> Full profile on Media Guide Page 94

CAREER STATS

Defense/GP/GS	UT	AT	TT	Sack	TFL	FF	FR	PD	Int	High Tk
2013	12/12	34	5	39	1-7	4-10	0	2	9	2-36
2014	13/13	31	6	37	0-0	4-8	1	16	3(-1)	8-OU
2015	13/13	27	1	28	0-0	3-11	2	0	7	1-0
2016	5/5	12	4	16	0-0	2-9	0	0	5	1-0
Totals	43/43	104	16	120	1-7	13-45	3	3	37	7-35

Punt Returns	GP/GS	No	Yds	Avg	Per/G	TD	Long	High Yd
2014	13/13	14	158	11.3	12.2	1	76-VU	74-VU
2015	13/13	25	467	18.7	38.9	2	85-VU	123-VU
2016	5/5	5	31	6.2	6.2	0	17-MU	17-MU
Totals	43/43	44	656	14.9	15.3	3	85-VU	123-VU

Kick Returns	GP/GS	No	Yds	Avg	Per/G	TD	Long	High Yd
2014	13/13	1	21	21.0	1.8	0	21-Miss	21-Miss
2016	5/5	1	19	19.0	6.3	0	19-Ohio	19-Ohio
Totals	43/43	2	40	20.0	1.0	0	21-Miss	21-Miss

CAREER HIGHS

Tackles	8 at Oklahoma, 9/13/14
Tackles For Loss	2 vs. Auburn, 11/9/13
Sacks	1 vs. Auburn, 11/9/13
Forced Fumble	1 vs. Alabama, 10/25/14 & vs. W. Carolina, 9/19/15
Interceptions	1 six times, last at Missouri, 11/21/15
Touchdowns (INT)	1 vs. Western Kentucky, 9/7/13
Passes Defended	4 vs. Florida, 10/4/14
Fumble Recovery	1 at Florida, 9/21/13 & at Alabama, 10/26/13
Punt Returns	5 vs. Vanderbilt, 11/28/15
Punt Return Yards	123 vs. Vanderbilt, 11/28/15
Long Punt Return	85 vs. Vanderbilt, 11/28/15
TDs (Punt Return)	at Vandy, 11/29/14; at UK, 10/31/15; VU, 11/28/15
Kickoff Returns	1 at Ole Miss, 10/18/14, vs. Ohio 9/17/16
Kickoff Return Yards	21 at Ole Miss, 10/18/14
Long Kickoff Return	21 at Ole Miss, 10/18/14

CAREER GAME-BY-GAME

2013 Opp.	U-A-T, Other	2013 Opp.	U-A-T, Other
Austin Peay	0-0-0	So. Carolina	2-0-2, 1-0 int
W. Kentucky	4-0-4, 1-36 INT-TD	at Alabama	2-0-2, 1-2 tfl, fr
at Oregon	3-1-4	at Missouri	3-0-3
at Florida	2-0-2, fr, pbu	Auburn	5-1-6, 1-7 sk, 2-10 tfl
So. Alabama	5-2-7, 1-5 tfl, 3 pd	Vanderbilt	1-1-2
Georgia	4-0-4, pbu	at Kentucky	3-0-3, 2 pd

2014 Opp.	U-A-T, Other	Punt Ret.	Kickoff Ret.
Utah State	4-0-4, 1-0 int, 1 tfl	0-0-0	0-0-0
Ark. State	3-1-4, 1-3 tfl	0-0-0	0-0-0
at Oklahoma	6-2-8, pd	1-3-0, 3	0-0-0
at Georgia	2-1-3, 1-0 int	1-4-0, 4	0-0-0
Florida	1-0-1, 1(-)int, 3 pbu, 1-2 tfl	3-6-0, 4	0-0-0
Chattanooga	1-0-1, 1-2 tfl	1-42-0, 42	0-0-0
at Ole Miss	1-1-2	4-21-0, 11	1-21-0, 21
Alabama	5-0-5, ff	1-(-4)-0, -4	0-0-0
at So. Carolina	1-1-2, pd	0-0-0	0-0-0
Kentucky	2-0-2, 2 pbu	0-0-0	0-0-0
Missouri	1-0-1, 2 pbu	0-0-0	0-0-0
at Vanderbilt	2-0-2, pbu	2-74-1, 76	0-0-0
vs. Iowa	2-0-2, 2 qh	1-12-0, 12	0-0-0

2015 Opp.	U-A-T, Other	Punt Ret.	Kickoff Ret.
vs. B. Green	3-0-3, 1-4 tfl, pbu	3-102-0, 47	0-0-0
Oklahoma	3-0-3, pbu	2-3-0, 2	0-0-0
W. Carolina	1-1-2, ff	1-(-2)-0, -2	0-0-0
at Florida	4-0-4	3-21-0, 16	0-0-0
Arkansas	4-0-4, 1-4 tfl	1-29-0, 29	0-0-0
Georgia	2-0-2, ff	1-23-0, 23	0-0-0
at Alabama	3-0-3, pbu	1-3-0, 3	0-0-0
at Kentucky	1-0-1, pbu	1-84-1, 84	0-0-0
So. Carolina	2-0-2	3-49-0, 26	0-0-0
North Texas	1-0-1	2-28-0, 22	0-0-0
at Missouri	2-0-2, 1-0 int, 1-3 tfl	2-4-0, 3	0-0-0
Vanderbilt	1-0-1, pbu	5-123-1, 85	0-0-0
vs. Northwestern	0-0-0	0-0-0	0-0-0

ON TENNESSEE CHARTS

Passes Defended - Career	2013-Pres
1. 37 Cameron Sutton (30 PBU, 7 INT)	2013-Pres
2. 35 Jabari Greer (33 PBU, 2 INT)	2000-03
3. 34 Dwayne Goodrich (22 PBU, 12 INT)	1996-99
34 Preston Warren (26 PBU, 8 INT)	1987-90

5. 32 Jonathan Hefney (22 PBU, 10 INT)	2004-07
32 Rashad Baker (21 PBU, 11 INT)	2000-03
7. 31 Eric Berry (17 PBU, 14 INT)	2007-09
8. 30 Terry Fair (19 PBU, 11 INT)	1994-97

Passes Defended - Season

1. 17 Jonathan Wade	2006
17 Deon Grant	1999
3. 16 Cameron Sutton	2014
4. 15 Gibriil Wilson	2003
15 Jabari Greer	2002

Punt Return Average - Career

1. 14.9 Cameron Sutton	2013-Pres.
2. 14.7 Burt Rechichar	1949-51
3. 14.1 Terry Fair	1994-97

Punt Return Yards - Season

1. 467 Cameron Sutton	2015
2. 457 Bobby Majors	1969
3. 448 Hal Littleford	1948

Punt Return Average - Season

1. 25.9 Bill Blackstock	1951
2. 20.4 Walter Slater	1941
3. 18.7 Cameron Sutton	2015
4. 18.1 Nilo Silvan	1994
5. 17.6 George Canale	1960
6. 17.5 Bert Rechichar	1950

#68 MARCUS TATUM

OL, 6-6, 265, Fr., Ormond Beach, Fla.

- 247 Sports: 3-star (No. 42 offensive tackle, No. 60 prospect in Florida)
- ESPN: 4-star (No. 33 offensive tackle, No. 70 prospect in Florida)
- Rivals: 3-star (No. 45 offensive tackle)
- Scout: 4-star (No. 22 offensive tackle, No. 1 offensive tackle in Florida)
- Lettered at Mainland High School in Daytona Beach, Fla., for coach Scott Wilson

2016

- Played off the bench in win vs. Tennessee Tech (11/5)
- Made career debut vs. Alabama (10/15), entering off the bench at LT in relief of starter Brett Kendrick

>> Full profile on Record Book Page 96

#55 COLEMAN THOMAS

OL, 6-5, 301, Jr., Max Meadows, Va.

- On 2016 preseason watch list for Rimington Trophy

2016

- Started at C in 63-37 win over Missouri (11/19), paving the way for 609 yards of offense and as season-high 386 rushing yards
- Started at RG and moved to C in 49-36 win vs. Kentucky (11/12), helping pave the way for 599 yards of offense and 376 rushing yards (UT's most in an SEC game since 406 vs. Vanderbilt on Nov. 26, 1994). Vols' 10.2 yards per play was their most since setting the school record at 10.9 against Kentucky in 2000 and their 9.2 yards per rush was the best mark since 9.5 yards per rush against Auburn on Dec. 4, 2004.
- Started at C in UT's 55-0 rout of Tennessee Tech (11/5) with offensive line paving the way for 7.1 yards per carry (best since 7.5 vs. South Alabama in 2013) and 9.1 yards per play (best since 9.4 vs. Troy on Nov. 3, 2012)
- Started at center against Alabama (10/15)
- Played center, coming off the bench at Texas A&M (10/8) following injury to Dylan Wiesman
- Played off the bench vs. Florida (9/26)
- Made start at right tackle vs. Ohio (9/17), helping pave way for 404 yards of offense, including 201 rushing yards
- Started at center in vs. Appalachian State (9/1) and Virginia Tech (9/10)

2015

- Started all 13 games in 2015 (12 at center and one at right tackle) in his second year with Vols
- Vols offense has averaged 422.3 yards per game and 223.7 yards rushing (second in SEC) per game in 2015
- Vols had 200-plus rushing yards in nine games and 500-plus yards of offense in three games
- Vols' 2,908 rushing yards are second all-time at Tennessee
- Aided line as Vols gained 331 rushing yards vs. Vanderbilt (11/28)
- Named SEC Offensive Lineman of the Week (Nov. 23) after Missouri game, helping Vols to 248 rushing yards

- Helped Vols to 248 rushing yards in win at Missouri (11/21), as Tigers were leading SEC in fewest rushing yards allowed (113) entering the game
- Started at right tackle in win over #19 Georgia (10/10) as Vols piled up 519 yards of offense
- Vols gained 254 rushing yards at Florida (9/26), most in the series
- In first start at center vs. Bowling Green (9/5), helped Vols to 399 rushing yards, the most since 1994, as part of 604 overall yards of total offense

2014

- 2014 Campus Insiders Honorable Mention Freshman All-American
- Played 11 total games including first seven games in 2014, starting five at right tackle
- As a true freshman moved into starting lineup at right tackle at Oklahoma (9/13)

HIGH SCHOOL/PERSONAL

- Played on both sides of the ball, earning Region 1A West Defensive Player of the Year as a senior at Fort Chiswell
- Offensive and Defensive Lineman of the Year honors in Region 1A as a senior

>> Full profile on Media Guide Page 97

CAREER STATS

Games Played/Started: 2014: 11/5; 2015: 13/13; 2016: 9/7 Totals: 33/25

#2 SHY TUTTLE

DL, 6-2, 311, So., Midway, N.C.

2016

- Is out for the remainder of the season due to injury as announced by Butch Jones on 10/29
- Made first start of career at defensive tackle against South Carolina (10/29), recording one TFL before exiting due to injury
- Tallied two tackles and one batted ball that resulted in an interception for Derek Barnett vs. Alabama (10/15)
- Matched season high with two tackles (one solo) at Texas A&M (10/8)
- Made one tackle in comeback win at Georgia (10/1)
- Played in win vs. Florida (9/24)
- Had one tackle vs. Ohio (9/17)
- Made season debut vs. Virginia (9/10), coming off bench and recording two tackles, one fumble recovery and one pass breakup

2015

- Suffered broken fibula in win over #19 Georgia (10/10) and missed remainder of the 2015 season
- Has black stripe removed on Aug. 16, 2015 second true freshman, following Kyle Phillips to have stripe removed
- Played in first six games in first season, making 10 tackles with one fumble recovery and a blocked kick
- Two tackles in win over #19 Georgia (10/10) before suffering season-ending injury.
- Five tackles vs. Arkansas (10/3) and a blocked field goal
- Two tackles at Florida (9/26)
- First tackle and fumble recovery came vs. Western Carolina (9/19)
- 5-star out of North Davidson H.S., in Winston-Salem
- Played in 2015 Under Armour All-American Game
- Selected to 2014 Shrine Bowl; Member of ESPN 300
- Honored as 2014 MaxPreps Second Team All-American

>> Full profile on Media Guide Page 98

CAREER STATS

Defense/GP/GS	UT	AT	TT	Sack	TFL	FF	FR	QH	Int	High Tk
2015	6/0	3	7	10	0-0	0-0	0	1	1	0-0
2016	7/1	3	6	9	0-0	1-1	0	1	0	0-0
Car.	13/1	6	13	19	0-0	1-1	0	2	1	0-0

CAREER HIGHS

Tackles	5 vs. Arkansas, 10/3/15
Fumble Recovery	1 vs. Western Carolina, 9/19/15, vs. Virginia Tech, 9/10/16
Blocked Kick	1 vs. Arkansas, 10/3/15

2015 Opp.	U-A-T, Other	2015 Opp.	U-A-T, Other
vs. B. Green	0-0-0	at Kentucky	DNP-INJ
Oklahoma	0-0-0, qh	So. Carolina	DNP-INJ
W. Carolina	0-1-1, fr	No. Texas	DNP-INJ
at Florida	1-1-2	at Missouri	DNP-INJ
Arkansas	1-4-5	Vanderbilt	DNP-INJ
Georgia	1-1-2	vs. Northwestern	DNP-INJ
at Alabama	DNP-INJ		

2016 Opp.	U-A-T, Other
App State	DNP
vs. V Tech	0-2-2, 1-0 fr, 1 pbu
Ohio	0-1-1
Florida	0-0-0
at Georgia	0-1-1
at Texas A&M	1-1-2
Alabama	1-1-2, 1 pbu
at S. Carolina	1-0-1, 1-1 tfl
Tenn. Tech	DND-INJ
Kentucky	DND-INJ

#50 COREY VEREEN

DL, 6-2, 249, Sr., Winter Garden, Fla.

2016

- Made one tackle on Senior Day vs. Missouri (11/19)
- Registered five tackles, 2.0 sacks and 3.0 TFLs in win vs. Kentucky (11/12)
- Had a sack and finished with three tackles in win vs. Tennessee Tech (11/5)
- Had a season-high five tackles along with 1.0 sack and 2.0 TFL at South Carolina (10/29)
- Two tackles against Alabama (10/15)
- Recorded three tackles (one solo) and one quarterback hurry at Texas A&M (10/8)
- Had four tackles, one sack, one pass breakup and recovered a Jacob Eason fumble in the end zone in the fourth quarter of comeback win at Georgia (10/1), started at left end
- Started at left end in win vs. Florida (9/24), finishing with one tackle, 0.5 TFL for a two-yard loss and one QB hurry
- Started at left end vs. Ohio (9/17) and made three tackles, 0.5 TFL and two passes batted at the line
- Had two tackles, one sack for three yards, one fumble recovery and one QB hurry vs. Virginia Tech (9/10)
- Recorded four tackles, 0.5 TFL vs. Appalachian State (9/1)

2015

- Returning starter at left defensive end in 2015, played in all 13 games with seven starts making 39 tackles (sixth on team) with 9.5 TFLs, 3.5 sacks and a team-best eight quarterback hurries
- Four tackles with 1.5 tackles for loss and a half-sack in Outback Bowl win over Northwestern (1/1)
- Made four tackles, including a sack at Missouri (11/21)
- Four tackles, including two TFLs and three quarterback hurries at Kentucky (10/31)
- Best game of career with two sacks for 12 yards as part of 2.5 TFLs and five tackles at #8 Alabama (10/24)
- Two tackles and two quarterback hurries in start vs. Arkansas (10/3)
- Three tackles including 0.5 TFL at Florida (9/26)
- Posted a 10-yard TFL and two quarterback hurries vs. Western Carolina (9/19)
- Four tackles with a QB hurry vs. #19 Oklahoma (9/12)
- Opened 2015 with five tackles and a pass breakup vs. Bowling Green (9/5)

2014

- In 2014, was starting left defensive end in second year with Vols, playing in all 13 games with 11 starts
- Had 24 tackles with 4.0 TFLs, 1.5 sacks, a forced fumble and three quarterback hurries in 2014
- Best game of career with highs of six tackles, 2.5 TFLs and 1.5 sacks at #3 Ole Miss (10/18/14)

2013

- In 2013, played in nine games after returning from knee injury suffered early in training camp; made 13 tackles including a sack for seven yards, a TFL and two quarterback hurries

>> Full profile on Media Guide Page 98

CAREER STATS

Defense	GP	GS	UT	AT	TT	Sack	TFL	FF	FR	QH	Int	High	Tk
2013	9/0	9	4	13	1-7	1-7	0	0	2	0-0	4-AU		
2014	13/11	15	9	24	15-11	4-15	0	1	3	0-0	6-Miss		
2015	13/7	27	12	39	3-14	9.5-33	0	0	8	0-0	5-2x		
2016	11/9	20	13	33	6-35	9.5-44	0	2	3	0-0	5-SC,UK		
Totals	46/27	71	38	109	12-7024.0-104	0	3	16	0-0	6-Miss			

CAREER HIGHS

Tackles	6 at Ole Miss, 10/19/14
Tackles For Loss	2.5 at Ole Miss, 10/19/14 & at Alabama, 10/24/15
Sacks	2 at Alabama, 10/24/15, vs. Kentucky 11/12/16
Quarterback Hurries	2, 3x, last vs. Arkansas, 10/3/15
Fumbles Recovered	1, 3x, vs. Alabama, 10/25/14, vs. Virginia Tech, 9/10/16, at Georgia, 10/1/16

CAREER GAME-BY-GAME

2013 Opp.	U-A-T, Other	2014 Opp.	U-A-T, Other
Austin Peay	DNP-INJ	Utah State	1-0-1
W. Kentucky	DNP-INJ	Ark. State	1-0-1, 2qh
at Oregon	DNP-INJ	at Oklahoma	2-2-4, 1-2 tfl
at Florida	0-0-0	at Georgia	1-2-3, 0.5-1 tfl
So. Alabama	0-0-0, qh	Florida	1-0-1
Georgia	1-0-1, 1-7 sk, 1-7 tfl, qh	Chattanooga	0-0-0
So. Carolina	1-0-1	at Ole Miss	4-2-6, 1.5-11 sk, 2.5-12 tfl
at Alabama	2-1-3	Alabama	1-2-3, fr
at Missouri	1-2-3, pbu at	So. Carolina	2-1-3, qh
Auburn	3-1-4	Kentucky	0-0-0
Vanderbilt	0-0-0	Missouri	1-0-1
at Kentucky	1-0-1	at Vanderbilt	1-0-1
		vs. Iowa	0-0-0

2015 Opp.	U-A-T, Other	2016 Opp.	U-A-T, Other
vs. B. Green	3-2-5, pbu	App State	3-1-4, 0.5-1 tfl
Oklahoma	2-2-4, qh	vs. V Tech	1-1-2, 1-3 sk, 1-7 tfl, 1 qbh
W. Carolina	1-0-1, 1-10 tfl, 2qh	Ohio	1-2-3, 0.5-1 tfl, 2 pbu
at Florida	1-2-3, 0.5-1 tfl	Florida	0-1-1, 0.5-2 tfl, 1 qbh
Arkansas	0-2-2, 2qh	at Georgia	1-3-4, 1-7 sk, 1-7 tfl, fr, pbu
Georgia	0-0-0	at Texas A&M	1-2-3, 1 qbh
at Alabama	4-1-5, 2.5-13 tfl, 2-12 sk	Alabama	1-1-2
at Kentucky	3-1-4, 2-5 tfl, 2 qh	at S. Carolina	5-0-5, 1-5 sk, 2-9 tfl
So. Carolina	2-0-2, qh	Tenn. Tech	2-1-3, 1-5 sk, 1-5 tfl
No. Texas	3-0-3, 1-2 tfl	Kentucky	5-0-5, 2-15 sk, 3-16 tfl
at Missouri	4-0-4, 1-2 sk, 1-2 tfl	Missouri	0-1-1
Vanderbilt	1-1-2		
vs. Nwestrn	3-1-4, 0.5-3 sk, 1.5-5 tfl		

#39 KENDAL VICKERS

DL, 6-3, 295, R-Jr., Havelock, N.C.

2016

- Made 24th-straight start at defensive tackle vs. Missouri (11/19), finishing with two tackles and one QB hurry
- Posted four tackles (three solo) vs. Kentucky (11/12)
- Had 0.5 sack vs. Tennessee Tech (11/5)
- Recorded a career-high seven tackles and had 1.0 sack at South Carolina (10/29)
- Had four tackles and 0.5 TFL at Texas A&M (10/8)
- Recorded a career-high five tackles and one TFL at Georgia (10/1)
- Had three tackles (two solo) in win vs. Florida (9/24)
- Tied career high with four tackles and had first sack and first forced fumble of career vs. Virginia Tech (9/10)
- Started at DT in season opener vs. App State (9/1), recording three tackles and career-high 2 TFLs

2015

- 2015: Starting at defensive tackle in third year in the program, started all 13 games with 20 tackles and 1.5 TFLs and a half-sack
- Posted a half-sack in Outback Bowl vs. Northwestern (1/1)
- Three tackles at #8 Alabama (10/24)
- Four tackles and TFL for four yards vs. W. Carolina (9/19)
- First career start came vs. Bowling Green (9/5) as he made first four tackles of his career
- Awarded the John Stucky Award for Power at the 2015 Orange & White Game

2014

- Gained more than 25 pounds since end of 2014 season
- Played in five games in 2014 season after redshirt in 2013

>> Full profile on Media Guide Page 99

CAREER STATS

Defense	GP	GS	UT	AT	TT	Sack	TFL	FF	FR	QH	Int	High	Tk
2014	5/0	0	0	0	0-0	0-0	0	0	0	0-0	--		
2015	13/13	9	11	20	0.5-4	1.5-7	0	0	1	0-0	4-2x		
2016	11/11	18	15	33	2.5-15	6-21	1	0	1	0-0	7-SC		
Totals	29/24	27	26	53	3-19	7.5-28	1	0	2	0-0	7-SC		

CAREER HIGHS

Tackles	7 at South Carolina, 10/29/16
Tackle for Loss	2 vs. Appalachian State, 9/1/16
Sacks	1 vs. Virginia Tech, 9/10/16, at South Carolina, 10/29/16

CAREER GAME-BY-GAME

2015 Opp.	U-A-T, Other	2016 Opp.	U-A-T, Other
vs. B. Green	2-2-4	at Kentucky	0-0-0
Oklahoma	0-0-0	So. Carolina	1-0-1
W. Carolina	2-2-4, 1-3 tfl	No. Texas	1-0-1
at Florida	1-1-2	at Missouri	0-2-2
Arkansas	0-0-0	Vanderbilt	1-1-2
Georgia	0-0-0, qh	vs. Northwestern	0-1-1, 0.5-4, sk
at Alabama	1-2-3		

2016 Opp.

App State	2-1-3, 2-5 tfl
-----------	----------------

vs. V Tech	2-2-4, 1-8 tfl, 1 ff
Ohio	0-0-0
Florida	2-1-3
at Georgia	1-4-5, 1-1 tfl
at Texas A&M	0-4-4, 0.5-0 tfl
Alabama	0-0-0
at S. Carolina	6-1-7, 1.0-2 sk, 1-2 tfl
Tenn. Tech	0-1-1, 0.5-5 sk, 0.5-5 tfl
Kentucky	3-1-4
Missouri	2-0-2, 1 qh

#18 NIGEL WARRIOR

DB, 6-0, 186, Fr., Duluth, Ga.

2016

- Made first start of career at strong safety against Missouri (11/19), matching career high with seven tackles (five solo)
- Had one tackle vs. Kentucky (11/12)
- Led the Vols with a career-high seven tackles (six solo) and had one tackle for a loss vs. Tennessee Tech (11/5)
- Saw action off the bench and on special teams at South Carolina (10/29), recording two tackles
- Recorded career-high five tackles against Alabama (10/15)
- Was ejected in second quarter at Texas A&M (10/8) for targeting while making a block on a UT punt return
- Has seen action off the bench and on special teams vs. Appalachian State (9/1), Virginia Tech (9/10), Ohio (9/17), Florida (9/24), Georgia (10/1) and Texas A&M (10/8)

- 247 Sports: 4-star (No. 44 overall prospect, No. 2 safety, No. 6 prospect in Georgia)
- ESPN: 4-star (No. 157 overall prospect, No. 8 safety, No. 16 prospect in Georgia)
- Rivals: 4-star (No. 92 overall prospect, No. 4 safety, No. 11 prospect in Georgia)
- Scout: 5-star (No. 20 overall prospect, No. 2 safety, No. 1 safety in Georgia)
- Lettered at Peachtree Ridge High School in Suwanee, Ga., for coach Mark Fleetwood
- 2016 U.S. Army All-American
- Member of ESPN 300
- Father Dale Carter was an All-American at Tennessee in 1990 and 1991 and went on to an All-Pro career in the NFL with the Kansas City Chiefs

>> Full profile on Media Guide Page 100

Defense	GP	GS	UT	AT	TT	Sack	TFL	FF	FR	PD	Int	High	Tk
2016	11/1	19	3	22	0-0	1-1	0	0	0	0	0	7-TTU,MU	
Totals	11/1	19	3	22	0-0	1-1	0	0	0	0	0	07-TTU,MU	

#71 DYLAN WIESMAN

OL, 6-4, 310, Sr., Cincinnati, Ohio

- On preseason watch list for Outland Trophy
- 2015 Associated Press Second Team All-SEC

2016

- Started at C in 49-36 win vs. Kentucky (11/12), helping pave the way for 599 yards of offense and 376 rushing yards (UT's most in an SEC game since 406 vs. Vanderbilt on Nov. 26, 1994). Vols' 10.2 yards per play was their most since setting the school record at 10.9 against Kentucky in 2000 and their 9.2 yards per rush was the best mark since 9.5 yards per rush against Auburn on Dec. 4, 2004.
- Started at RG in UT's 55-0 rout of Tennessee Tech (11/5) with offensive line paving the way for 7.1 yards per carry (best since 7.5 vs. South Alabama in 2013) and 9.1 yards per play (best since 9.4 vs. Troy on Nov. 3, 2012)
- Has started seven games of the season with five at center (Ohio, Florida, Georgia, Texas A&M, South Carolina) and two at right guard (Appalachian State, Virginia Tech)
- Made fourth-straight start at center at Texas A&M (10/8)
- Started at center in win at Georgia (10/1)
- Made fourth start of season and second at center in win vs. Florida (9/24), helping pave the way for 498 yards of offense
- Started at center for the third time in his career (first start at center since 2014) vs. Ohio (9/17) and helped pave the way 404 yards of total offense, including 201 on the ground
- Started at right guard vs. Appalachian State (9/1) and vs. Virginia Tech (9/10)

2015

- Started all 13 games in 2015, 12 at right guard and one at left guard
- Helped Vols to 2,908 rushing yards, second most in school history, along with 422.3 yards per game
- Vols had 200-plus rushing yards in nine games and 500-plus yards of offense in three games
- Tennessee ran for 226 yards in Outback Bowl win over Northwestern (1/1) as part of gaining 420 total yards
- Aided line as Vols racked up 331 rushing yards and 523 yards of total offense in regular-season finale win vs. Vanderbilt (11/28)
- Helped Vols to 248 rushing yards in win at Missouri (11/21), as Tigers were leading SEC in fewest rushing yards allowed (113) entering the game
- Started at left guard at #8 Alabama (10/24)
- Vols gained 254 rushing yards at Florida (9/26), most in series history
- Started at right guard vs. Bowling Green (9/5), helped Vols to 399 rushing yards, the most since 1994, as part of 604 overall yards of total offense

2014

- Versatile lineman, backed up center Mack Crowder in 2014, played in all 13 games with two starts at center
- Drew first college start in place of Crowder vs. #19 Missouri (11/22/14) at center

2013

- Played in 10 games in 2013, mostly on special teams block as a true freshman
- >> Full profile on Media Guide Page 101

CAREER STATS

Games Played/Started: 2013: 10/0; 2014: 13/2; 2015: 13/13; 2016: 9/9, Career: 45/24

#82 ETHAN WOLF

TE, 6-6, 245, Jr., Minster, Ohio

- On preseason watch list for Mackey Award

2016

- Started at tight end and had one catch for 11 yards vs. Missouri (11/19)
- Had four catches for 44 yards and a 10-yard touchdown reception in win vs. Kentucky (11/12) and helped block for a UT rushing attack that gained 376 yards, the Vols most in an SEC game since rushing for 406 against Vanderbilt in 1994
- Caught one pass for 25 yards at South Carolina (10/29)
- Two catches for 30 yards vs. Alabama (10/15)
- Caught two passes for 14 yards at Texas A&M (10/8)
- Made a season-long 20-yard touchdown catch with 59 seconds left in the third quarter vs. Florida (9/24) to bring the Vols to within 21-17 after extra point during UT comeback
- One catch for seven yards vs. Ohio (9/17)
- Four catches for 40 yards in 2016 season opener vs. Appalachian State (9/1)
- Vols returning starter at tight end, has started 26 of 27 games in his career, including all 13 games in 2015

2015

- Had a catch in first 11 games of the 2015 season before being held without one vs. Vanderbilt (11/28)
- Tied for fourth on team with 23 catches for 301 yards (fourth on team) with two touchdowns in 2015
- Two catches for 24 yards along with clutching blocking for 226 rushing yards in Outback Bowl win over Northwestern (1/1)
- Clutch 23-yard catch on third down in birthday win over South Carolina (11/7)
- Three receptions for 56 yards in win over #19 Georgia (10/10), including career-long 34-yard catch to key game-winning scoring drive
- Clutch 31-yard catch vs. Arkansas (10/3)
- Team-high four catches for 55 yards at Florida (9/26)
- Three catches for 31 yards vs. Western Carolina (9/19)
- Opened 2015 with best game of his career, scoring first two touchdowns of his career on 11 and 18-yard scoring receptions vs. Bowling Green (9/5); first UT tight end since Luke Stocker (9/5/2009 vs. WKU) to score two touchdowns in a game
- Became first true freshman to start season opener at tight end in Tennessee history
- In 2014, started first eight games he played, seeing action in 12 games overall with 11 total starts; made 23 catches for 212 yards
- Had a catch in first nine games he played in 2014

Wearing #82 with Vols as a tribute to VFL tight end Jason Witten, who wears #82 with the Dallas Cowboys

- As a HS senior, hauled in 41 receptions for 475 yards with five receiving touchdowns
 - Brother Eli, a freshman tight end, joined Vols in 2015
- >> Full profile on Media Guide Page 103

CAREER STATS

Receiving	GP/GS	No	Yds	Avg	Per/G	TD	Long	High Yd
2014	12/11	23	212	9.2	17.1	0	24-UGa	69-UGa
2015	13/13	23	301	13.1	23.2	2	34-UGa	56-UGa
2016	10/10	15	180	12.0	18.0	2	25-SC	44-UK
Totals	35/34	61	693	11.4	19.8	4	34-UGa	69-UGa

CAREER HIGHS

Receptions	5 vs. Arkansas State, 9/6/14 & at Georgia, 9/27/14
Receiving Yards	69 at Georgia, 9/27/14
Touchdowns	2 vs. Bowling Green, 9/5/15

CAREER GAME-BY-GAME

2014 Opp.	Rec-Yards-TD, Lg	2015 Opp.	Rec-Yards-TD, Lg
Utah State	3-26-0, 12	vs. B. Green	3-35-2, 18
Ark. State	5-20-0, 8	Oklahoma	1-5-0, 5
at Oklahoma	DNP-INJ	W. Carolina	3-31-0, 23
at Georgia	5-69-0, 24	at Florida	4-55-0, 24
Florida	1-3-0, 3	Arkansas	1-31-0, 31
Chattanooga	1-16-0, 16	Georgia	3-56-0, 34
at Ole Miss	1-6-0, 6	at Alabama	1-5-0, 5
Alabama	1-10-0, 10	at Kentucky	2-27-0, 16
at S. Carolina	2-14-0, 13	So. Carolina	1-23-0, 23
Kentucky	2-39-0, 25	North Texas	1-3-0, 3
Missouri	0-0-0	at Missouri	1-6-0, 6
at Vanderbilt	0-0-0	Vanderbilt	0-0-0
vs. Iowa	2-9-0, 5	vs. Northwestern	2-24-0

2016 Opp. Rec-Yards-TD, Lg

App State	4-40-0, 11
vs. V Tech	0-0-0
Ohio	1-7-0, 7
Florida	1-20-1, 20
at Georgia	0-0-0
at Texas A&M	2-14-0, 10
Alabama	2-30-0, 16
at S. Carolina	1-25-0, 25
Tenn. Tech	0-0-0
Kentucky	4-44-1, 20

SCHEDULE & RESULTS

Date	UT (rank)	Opponent (rank)	TV	Site	Time/Result	Attend.	Top Rusher	Top Passer	Top Receiver	Top Tackler
Sept. 1	#9/10	Appalachian State	SECN	Knoxville	W, 20-13 (OT)	100,074	Jalen Hurd (28-110-1)	Josh Dobbs (16-29-192-1)	Preston Williams (5-45)	Kirkland/McDowell (9)
Sept. 10	#17/14	vs. Virginia Tech	ABC	Bristol	W, 45-24	156,990	Josh Dobbs (14-106-2)	Josh Dobbs (10-19-91-3)	Alvin Kamara (3-25)	J. Reeves-Maybin (13)
Sept. 17	#15/15	Ohio	SECN	Knoxville	W, 28-19	101,362	Alvin Kamara (11-70-0)	Josh Dobbs (19-27-203-2)	Josh Malone (5-69-2)	E. Moseley (8)
Sept. 24	#14/12	#19/16 Florida*	CBS	Knoxville	W, 38-28	102,455	Jalen Hurd (26-95-0)	Josh Dobbs (16-32-319-4)	Josh Malone (4-91-1)	C. Jumper (8)
Oct. 1	#11/11	at #25/20 Georgia*	CBS	Athens	W, 34-31	92,746	Alvin Kamara (16-62-0)	Josh Dobbs (16-26-230-3)	Jauan Jennings (3-71-1)	C. Jumper (11)
Oct. 8	#9/9	at #8/7 Texas A&M*	CBS	College Station L	45-38 (2OT)	106,248	Alvin Kamara (18-127-2)	Josh Dobbs (27-47-398-1)	Alvin Kamara (8-161-1)	C. Jumper (10)
Oct. 15	#9/11	#1/1 Alabama*	CBS	Knoxville	L, 49-10	102,455	Jalen Hurd (13-28)	Josh Dobbs (16-27-92-0)	Josh Malone (5-61)	Kelly Jr. (11)
Oct. 29	#18/18	at South Carolina*	ESPN2	Columbia	L, 24-21	78,696	John Kelly (14-94)	Josh Dobbs (12-26-161-1)	Jauan Jennings (3-54-1)	Kirkland Jr. (8)
Nov. 5	--/--	Tennessee Tech - HC	SECN (Alt.)	Knoxville	W, 55-0	98,343	John Kelly (7-104-1)	Josh Dobbs (12-13-183-3)	Josh Malone (5-112-2)	Warrior (7)
Nov. 12	--/--	Kentucky*	SECN	Knoxville	W, 49-36	101,075	Josh Dobbs (14-147-2)	Josh Dobbs (11-17-223-1)	Josh Malone (4-92-1)	Abernathy (10)
Nov. 19	--/--	Missouri*	CBS	Knoxville	W, 63-37	101,012	Josh Dobbs (10-190-2)	Josh Dobbs (15-22-223-3)	Jauan Jennings (4-67-2)	Abernathy (12)
Nov. 26	24/24	at Vanderbilt*	SECN	Nashville	7:30 p.m.	---	---	---	---	---

Rankings listed (AP/USA Today/CFB Ranking) HC-Homecoming *-SEC Game

TEAM STATISTICS

	UT	OPP
SCORING	401	306
Points Per Game	36.5	27.8
Points Off Turnovers	73	76
FIRST DOWNS	228	248
Rushing	104	123
Passing	108	105
Penalty	16	20
RUSHING YARDAGE	2262	2588
Yards gained rushing	2580	2906
Yards lost rushing	318	318
Rushing Attempts	446	502
Average Per Rush	5.1	5.2
Average Per Game	205.6	235.3
TDs Rushing	25	23
PASSING YARDAGE	2469	2326
Comp-Att-Int	184-307-12	198-355-10
Average Per Pass	8.0	6.6
Average Per Catch	13.4	11.7
Average Per Game	224.5	211.5
TDs Passing	25	14
TOTAL OFFENSE	4731	4914
Total Plays	753	857
Average Per Play	6.3	5.7
Average Per Game	430.1	446.7
KICK RETURNS: #-Yards	32-810	27-556
PUNT RETURNS: #-Yards	32-366	12-152
INT RETURNS: #-Yards	10-120	12-71
KICK RETURN AVERAGE	25.3	20.6
PUNT RETURN AVERAGE	11.4	12.7
INT RETURN AVERAGE	12.0	5.9
FUMBLES-LOST	25-11	18-12
PENALTIES-Yards	70-635	72-601
Average Per Game	57.7	54.6
PUNTS-Yards	62-2782	67-2867
Average Per Punt	44.9	42.8
Net punt average	40.2	36.1
KICKOFFS-Yards	69-4439	58-3510
Average Per Kick	64.3	60.5
Net kick average	41.8	37.1
TIME OF POSSESSION/Game	26:56	33:04
3RD-DOWN Conversions	61/150	65/176
3rd-Down Pct	41%	37%
4TH-DOWN Conversions	2/7	8/23
4th-Down Pct	29%	35%
SACKS BY-Yards	25-162	23-212
MISC YARDS	0	0
TOUCHDOWNS SCORED	54	39
FIELD GOALS-ATTEMPTS	8-12	12-16
ON-SIDE KICKS	0-0	0-2
RED-ZONE SCORES	(37-40) 93%	(35-42) 83%
RED-ZONE TOUCHDOWNS	(31-40) 77%	(24-42) 57%
PAT-ATTEMPTS	(53-53) 100%	(36-38) 95%
ATTENDANCE	706776	277690
Games/Avg Per Game	7/100968	3/92563
Neutral Site Games		1/156990

SCORE BY QUARTERS

	1st	2nd	3rd	4th	OT	Total
Tennessee	66	86	90	149	10	401
Opponents	99	67	51	79	10	306

RUSHING

Name	GP	Att	Gain	Loss	Net	Avg	TD	Long	Avg/G
Joshua Dobbs	11	126	904	244	660	5.2	9	70	60.0
John Kelly	10	74	516	8	508	6.9	4	73	50.8
Alvin Kamara	9	86	515	19	496	5.8	7	39	55.1
Jalen Hurd	7	122	473	22	451	3.7	3	28	64.4
Carlin Fils-Aime	7	14	58	0	58	4.1	2	8	8.3
Tyler Byrd	11	7	54	0	54	7.7	0	22	4.9
Jeremy Lewis	2	6	34	0	34	5.7	0	12	17.0
Jauan Jennings	11	2	11	0	11	5.5	0	7	1.0
Evan Berry	9	1	6	0	6	6.0	0	6	0.7
Quinten Dormady	4	1	3	0	3	3.0	0	3	0.8
Michael Lacey	2	1	2	0	2	2.0	0	2	1.0
Taelor Dowdy	2	2	4	3	1	0.5	0	4	0.5
TEAM	11	4	0	22	-22	-5.5	0	0	-2.0
Total	11	446	2580	318	2262	5.1	25	73	205.6
Opponents	11	502	2906	318	2588	5.2	23	85	235.3

PASSING

Name	GP	Effic	Comp-Att-Int	Pct	Yds	TD	Lng	Avg/G
Joshua Dobbs	11	147.60	171-285-12	60.0	2315	24	67	210.5
Quinten Dormady	4	137.84	11-17-0	64.7	148	0	36	37.0
Jauan Jennings	11	231.80	1-2-0	50.0	4	1	4	0.4
TEAM	11	0.00	0-2-0	0.0	0	0	0	0.0
Sheriron Jones	1	116.80	1-1-0	100.0	2	0	2	2.0
Total	11	146.55	184-307-12	59.9	2469	25	67	224.5
Opponents	11	118.19	198-355-10	55.8	2326	14	51	211.5

RECEIVING

Name	GP	Rec	Yds	Avg	TD	Long	Avg/G
Josh Malone	11	38	731	19.2	9	67	66.5
Jauan Jennings	11	30	446	14.9	7	67	40.5
Alvin Kamara	9	25	274	11.0	3	53	30.4
Ethan Wolf	11	16	191	11.9	2	25	17.4
Tyler Byrd	11	15	209	13.9	0	44	19.0
Jason Croom	10	12	166	13.8	0	27	16.6
Josh Smith	10	11	84	7.6	1	31	8.4
Jalen Hurd	7	10	81	8.1	2	23	11.6
Preston Williams	6	9	89	9.9	0	19	14.8
Brandon Johnson	8	7	93	13.3	0	22	11.6
John Kelly	10	5	50	10.0	0	17	5.0
Jakob Johnson	11	2	10	5.0	0	8	0.9
Jeff George	7	1	20	20.0	0	20	2.9
Marquez Callaway	4	1	13	13.0	0	13	3.2
Eli Wolf	6	1	8	8.0	0	8	1.3
Joshua Dobbs	11	1	4	4.0	1	4	0.4
Total	11	184	2469	13.4	25	67	224.5
Opponents	11	198	2326	11.7	14	51	211.5

INTERCEPTIONS

Name	Int	Yds	Avg	TD	Long
Todd Kelly Jr.	2	10	5.0	0	9
Jauan Jennings	1	0	0.0	0	0
Derek Barnett	1	7	7.0	0	7
Micah Abernathy	1	26	26.0	0	26
Cameron Sutton	1	0	0.0	0	0
Malik Foreman	1	0	0.0	0	0
Jonathan Kongbo	1	59	59.0	1	59
Colton Jumper	1	0	0.0	0	0
Cortez McDowell	1	18	18.0	0	18
Total	10	120	12.0	1	59
Opponents	12	71	5.9	1	58

2016 STATISTICS

PUNT RETURNS

Name	Ret	Yds	Avg	TD	Long
Alvin Kamara	18	184	10.2	0	32
Josh Smith	6	35	5.8	0	16
Cameron Sutton	5	31	6.2	0	17
Marquez Callaway	2	114	57.0	1	62
TEAM	1	2	2.0	0	0
Total	32	366	11.4	1	62
Opponents	12	152	12.7	1	79

KICKOFF RETURNS

Name	Ret	Yds	Avg	TD	Long
Evan Berry	14	460	32.9	1	100
Tyler Byrd	6	130	21.7	0	31
Micah Abernathy	5	108	21.6	0	26
Marquill Osborne	4	79	19.8	0	24
Alvin Kamara	1	16	16.0	0	16
TEAM	1	-2	-2.0	0	0
Cameron Sutton	1	19	19.0	0	19
Total	32	810	25.3	1	100
Opponents	27	556	20.6	0	46

FUMBLE RETURNS

Name	Ret	Yds	Avg	TD	Long
Corey Vereen	0	0	0.0	1	0
Total	0	0	0.0	1	0
Opponents	0	0	0.0	0	0

PUNTING

Name	Punts	Yds	Avg	Lg	TB	FC	I20	50+	Blkd
Trevor Daniel	62	2782	44.9	70	7	26	25	19	0
Total	62	2782	44.9	70	7	26	25	19	0
Opponents	67	2867	42.8	62	4	9	15	15	0

KICKOFFS

Name	KO	YDS	AVG	TB	OB	RET	NET	YdLn
Aaron Medley	69	4439	64.3	40	2			
Total	69	4439	64.3	40	2	556	41.8	23
Opponents	58	3510	60.5	22	2	810	37.1	27

FIELD GOALS

■ FIELD GOAL SEQUENCE BY PLAYER

Name	FGM-FGA	Pct.	1-19	20-29	30-39	40-49	50+	Lg	Blk
Aaron Medley	8-12	66.7	1-1	2-2	4-4	1-3	0-2	42	0

■ FIELD GOAL SEQUENCE BY GAME

	Tennessee	Opponents
Appalachian State	(23),(39)	42
Virginia Tech	(34),47	47,(26)
Ohio	55	(38),(29),(30),(30)
Florida	(28)	-
Georgia	-	(27)
Texas A&M	(34)	38,(34)
Alabama	(37)	37
South Carolina	58	(28)
Tennessee Tech	(19),(42)	-
Kentucky	-	(37),(25),(33)
Missouri	47	(28)

Numbers in (parentheses) indicate field goal was made

SPECIAL TEAMS TACKLE LEADERS

Player	Total	KO	Punt	Other
Rashaan Gaulden	7	6	1	0
Aaron Medley	5	5	0	0
Cortez McDowell	4	3	1	0
Jakob Johnson	3	3	0	0
Nigel Warrior	3	3	0	0
Justin Martin	2	2	0	0
Evan Berry	1	0	1	0
Daniel Bituli	1	1	0	0
MaLeik Gatewood	1	1	0	0
Stephen Griffin	1	1	0	0
Todd Kelly Jr.	1	0	1	0
Riley Lovingood	1	0	1	0
Emmanuel Moseley	1	0	1	0
Jalen Reeves-Maybin	1	0	1	0
Quart'e Sapp	1	1	0	0
TOTAL	33	26	7	0

SCORING

Name	TD	FGs	PAT Kick	PAT Rush	PAT Rcv	PAT Pass	PAT DXP	Saf	Pts
Aaron Medley	0	8-12	52-52	0-0	0	0-0	0	0	76
Alvin Kamara	10	0-0	0-0	0-0	0	0-0	0	0	60
Joshua Dobbs	10	0-0	0-0	0-0	0	0-0	0	0	60
Josh Malone	9	0-0	0-0	0-0	0	0-0	0	0	54
Jauan Jennings	7	0-0	0-0	0-0	0	0-0	0	0	42
Jalen Hurd	5	0-0	0-0	0-0	0	0-0	0	0	30
John Kelly	4	0-0	0-0	0-0	0	0-0	0	0	24
Carlin Fils-Aime	2	0-0	0-0	0-0	0	0-0	0	0	12
Ethan Wolf	2	0-0	0-0	0-0	0	0-0	0	0	12
Corey Vereen	1	0-0	0-0	0-0	0	0-0	0	0	6
Marquez Callaway	1	0-0	0-0	0-0	0	0-0	0	0	6
Josh Smith	1	0-0	0-0	0-0	0	0-0	0	0	6
Jonathan Kongbo	1	0-0	0-0	0-0	0	0-0	0	0	6
Evan Berry	1	0-0	0-0	0-0	0	0-0	0	0	6
Foster, H.	0	0-0	1-1	0-0	0	0-0	0	0	1
Total	54	8-12	53-53	0-0	0	0-0	0	0	401
Opponents	39	12-16	36-38	0-1	0	0-0	0	0	306

ALL-PURPOSE

Name	GP	Rush	Rec	PR	KR	IR	Tot	Avg/G
Alvin Kamara	9	496	274	184	16	0	970	107.8
Josh Malone	11	0	731	0	0	0	731	66.5
Joshua Dobbs	11	660	4	0	0	0	664	60.4
John Kelly	10	508	50	0	0	0	558	55.8
Jalen Hurd	7	451	81	0	0	0	532	76.0
Evan Berry	9	6	0	0	460	0	466	51.8
Jauan Jennings	11	11	446	0	0	0	457	41.5
Tyler Byrd	11	54	209	0	130	0	393	35.7
Ethan Wolf	11	0	191	0	0	0	191	17.4
Jason Croom	10	0	166	0	0	0	166	16.6
Micah Abernathy	10	0	0	0	108	26	134	13.4
Marquez Callaway	4	0	13	114	0	0	127	31.8
Josh Smith	10	0	84	35	0	0	119	11.9
Brandon Johnson	8	0	93	0	0	0	93	11.6
Preston Williams	6	0	89	0	0	0	89	14.8
Marquill Osborne	9	0	0	0	79	0	79	8.8
Jonathan Kongbo	11	0	0	0	0	59	59	5.4
Carlin Fils-Aime	7	58	0	0	0	0	58	8.3
Cameron Sutton	5	0	0	31	19	0	50	10.0
Jeremy Lewis	2	34	0	0	0	0	34	17.0
Jeff George	7	0	20	0	0	0	20	2.9
Cortez McDowell	10	0	0	0	0	18	18	1.8
Todd Kelly Jr.	10	0	0	0	0	10	10	1.0
Jakob Johnson	11	0	10	0	0	0	10	0.9
Eli Wolf	6	0	8	0	0	0	8	1.3
Derek Barnett	11	0	0	0	0	7	7	0.6
Quinten Dormady	4	3	0	0	0	0	3	0.8
Michael Lacey	2	2	0	0	0	0	2	1.0
Taeler Dowdy	2	1	0	0	0	0	1	0.5
TEAM	11	-22	0	2	-2	0	-22	-2.0
Total	11	2262	2469	366	810	120	6027	547.9
Opponents	11	2588	2326	152	556	71	5693	517.5

TOTAL OFFENSE

Name	GP	Plays	Rush	Pass	Tot	Avg/G
Joshua Dobbs	11	411	660	2315	2975	270.5
John Kelly	10	74	508	0	508	50.8
Alvin Kamara	9	86	496	0	496	55.1
Jalen Hurd	7	122	451	0	451	64.4
Quinten Dormady	4	18	3	148	151	37.8
Carlin Fils-Aime	7	14	58	0	58	8.3
Tyler Byrd	11	7	54	0	54	4.9
Jeremy Lewis	2	6	34	0	34	17.0
Jauan Jennings	11	4	11	4	15	1.4
Evan Berry	9	1	6	0	6	0.7
Michael Lacey	2	1	2	0	2	1.0
Sheriron Jones	1	1	0	2	2	2.0
Taeler Dowdy	2	2	1	0	1	0.5
TEAM	11	6	-22	0	-22	-2.0
Total	11	753	2262	2469	4731	430.1
Opponents	11	857	2588	2326	4914	446.7

2016 STATISTICS

2016 DEFENSIVE STATISTICS

No.	Player	GP-GS	ST	AT	TT	TFL	Sacks	Int	PBU	QBH	FR-Yds	FF	Blk	Saf
24	Todd Kelly Jr.	10-10	45	22	67	2.0-11	1.0-7	2-10	2			1		
53	Colton Jumper	11-6	36	23	59	4.0-7		1-0	1	3		1		
7	Rashaan Gaulden	11-8	44	14	58	5.0-23			2	1				
22	Micah Abernathy	10-8	43	15	58	3.0-6		1-26	4		3-0			
12	Emmanuel Moseley	11-10	41	13	54	3.5-12			6					
9	Derek Barnett	11-11	33	15	48	17.0-88	11.0-73	1-7	2	9		2		
20	Cortez McDowell	10-2	25	17	42	3.0-4		1-18	1					
34	Darrin Kirkland Jr.	6-6	24	12	36	3.0-6	1.0-4							
39	Kendal Vickers	11-11	18	15	33	6.0-21	2.5-15			1		1		
50	Corey Vereen	11-9	20	13	33	9.5-44	6.0-35		3	3	2-0			
41	Elliott Berry	11-4	18	12	30	3.5-10			1					
4	LaTroy Lewis	10-4	17	12	29	3.0-16	1.5-13			2	1-0			
11	Nigel Warrior	11-1	19	3	22	1.0-1								
28	Baylen Buchanan	11-2	17	3	20				1					
21	Jalen Reeves-Maybin	4-4	12	8	20	2.0-3								
8	Justin Martin	9-2	13	5	18				1					
13	Malik Foreman	7-5	14	4	18	0.5-1		1-0	3			1		
23	Cameron Sutton	5-5	12	4	16	2.0-9		1-0	4					
95	Danny O'Brien	6-6	8	6	14	3.0-5			1					
5	Kyle Phillips	9-1	8	5	13	1.0-1			2					
99	Kahlil McKenzie	7-1	2	10	12	0.5-1								
29	Evan Berry	9-3	8	4	12	1.0-2								
26	Stephen Griffin	9-0	7	3	10				1			1		
19	Darrell Taylor	6-0	6	3	9	1.0-1			1	3				
2	Shy Tuttle	7-1	3	6	9	1.0-1			2		1-0			
40	Dimarya Mixon	11-0	4	4	8	2.5-20	1.0-13			1				
51	Kenny Bynum	11-1	3	4	7	1.5-1								
1	Jonathan Kongbo	11-0	4	2	6	1.0-1		1-59		3				
55	Quay Picou	5-0	3	2	5	0.5-1				1	1-0			
3	Marquill Osborne	9-0	5		5	2.0-3	1.0-2							
25	Aaron Medley	11-0	5		5									
44	Jakob Johnson	11-0	2	2	4									
35	Daniel Bituli	7-0	3	1	4									
90	Charles Folger	1-0	1	2	3	1.0-1								
46	Riley Lovingood	11-0	1	1	2									
17	Dillon Bates	11-0	1	1	2						2-0			
97	Paul Bain	1-0	1	1	2	0.5-2				1				
25	Josh Smith	10-6	2		2									
1	Jalen Hurd	7-7		1	1									
14	Quart'e Sapp	2-0	1		1									
93	Trevor Daniel	11-0	1		1									
33	MaLeik Gatewood	1-0		1	1									
36	Gavin Bryant	9-0	1		1					1				
7	Preston Williams	6-2		1	1	0.5-1								
TM	TEAM	11-0									2-0			
30	Devin Williams	2-0							1					
15	Jauan Jennings	11-8						1-0						
	Total	11-0	531	270	801	85-303	25-162	10-120	39	29	12-0	7		
	Opponents	11-0	443	352	795	60.0-300	22-211	12-71	37	17	11-0	13		

TENNESSEE GIVEAWAY/TAKEAWAY

Game	Giveaway			Takeaway			Dif.
	Fum	Int	Tot	Fum	Int	Tot	
APPALACHIAN ST.	1	1	2	0	1	1	-1
vs. Virginia Tech	0	1	1	5	0	5	+4
OHIO	0	1	1	0	0	0	-1
FLORIDA	0	2	2	1	1	2	-
at Georgia	2	1	3	1	1	2	-2
at Texas A&M	5	2	7	1	2	3	-4
ALABAMA	0	1	1	1	1	2	+1
at South Carolina	1	0	1	0	2	2	+1
TENNESSEE TECH	0	0	0	0	1	1	+1
KENTUCKY	1	1	2	1	1	2	-
MISSOURI	0	0	0	2	2	4	+4
at Vanderbilt	-	-	-	-	-	-	-
TOTAL	10	10	20	12	12	24	+4

FUMBLES

Name	No.-Lost
Dobbs, J.	8-3
Kamara, A.	5-2
TEAM	4-1
Hurd, J.	2-1
Berry, Ev.	1-1
Kelly, J.	1-1
Smith, J.	1-1
Sutton, C.	1-1
Abernathy, M.	1-0
Williams, P.	1-0

VOLS ON OPENING OFFENSIVE DRIVES

Game	1st Half	2nd Half
APPALACHIAN STATE	Punt	Punt
vs. Virginia Tech	Punt	Punt
OHIO	Touchdown	Punt
FLORIDA	Punt	Interception
at Georgia	Punt	Touchdown
at Texas A&M	Punt	Fumble
ALABAMA	Punt	Punt
at South Carolina	Punt	Punt
TENNESSEE TECH	Touchdown	Touchdown
KENTUCKY	Punt	Touchdown
MISSOURI	Punt	Touchdown
at Vanderbilt	-	-

VOLS ON OPENING DEFENSIVE SERIES

Game	1st Half	2nd Half
APPALACHIAN STATE	Punt	Interception
vs. Virginia Tech	Missed FG	Fumble
OHIO	Field Goal	Punt
FLORIDA	Touchdown	Punt
at Georgia	Punt	Punt
at Texas A&M	Interception	Touchdown
ALABAMA	Punt	Punt
at South Carolina	Touchdown	Punt
TENNESSEE TECH	Downs	Punt
KENTUCKY	Touchdown	Field Goal
MISSOURI	Touchdown	Interception
at Vanderbilt	-	-

VOLS ON COIN FLIPS

Tennessee is now 5-8 in coin tosses this season, include 5-6 pregame and 0-2 in overtime.

Game	Flip	Score
APPALACHIAN STATE	LOST	W, 20-13 (OT)
vs. Virginia Tech	WON	W, 45-24
OHIO	LOST	W, 28-19
FLORIDA	LOST	W, 38-28
at Georgia	WON	W, 34-31
at Texas A&M	WON	L, 45-38
ALABAMA	LOST	L, 49-10
at South Carolina	WON	L, 24-21
TENNESSEE TECH	LOST	W, 55-0
KENTUCKY	WON	W, 49-36
MISSOURI	LOST	W, 63-37
at Vanderbilt	-	-

VOLS ON VIDEO REVIEWS

31 Total Reviews
 Reviews in UT's Favor: 13
 Reviews not in UT's Favor: 18
 (For a recap of all video reviews this season, see page 46)

▶ TEAM TOTALS

	1st Score	Downs	Rushing (No-Yds-TD)	Passing (C-A-I-Yds-TD)	Total Offense (Ply-Yds)	Punts No-Avg	Fumbles No-Lost	Penalties No-Yds	KO Ret. No-Yds	Punt Ret. No-Yds	Int. Ret. No-Yds	3rd-Dn Convs.	Time of Poss.
TENNESSEE	20	19	43-127-1	16-29-1-192-1	72-319	6-49.2	4-1	6-55	1-41	3-0	1-0	7-of-16	26:31
App State	13	17	43-184-1	15-23-1-108-1	66-292	6-40.3	1-0	5-36	3-46	1-45	1-3	3-of-13	33:29
TENNESSEE	45	16	46-239-3	10-19-1-91-3	65-330	6-42.5	2-0	6-60	0-0	2-16	0-0	3-of-13	28:16
vs. Virginia Tech	24	21	45-186-2	20-28-0-214-1	73-400	5-34.4	5-5	8-101	5-106	1--2	1-3	6-of-13	31:44
TENNESSEE	28	23	42-201-2	19-27-1-203-2	69-404	6-39.3	5-0	9-94	5-101	4-5	0-0	7-of-14	29:36
Ohio	19	17	30-88-0	23-46-0-230-1	76-318	7-42.4	1-0	5-30	0-0	2--9	1-5	6-of-20	30:24
TENNESSEE	38	22	46-179-1	16-32-2-319-4	79-498	5-43.2	1-0	5-40	1-43	6-61	1-1	7-of-17	30:46
Florida	28	17	31-106-1	23-39-1-296-3	70-402	8-48.6	1-1	9-75	1-14	1-0	2-2	6-of-16	29:14
TENNESSEE	18	34	38-127-1	16-26-1-230-3	64-357	6-35.8	3-2	2-25	5-120	3-50	1-0	9-of-15	23:53
at Georgia	24	31	46-181-2	17-28-1-211-2	74-392	5-40.0	2-1	8-44	3-60	1-13	1-0	5-of-14	36:07
TENNESSEE	38	29	51-282-3	29-48-2-402-2	99-684	6-45.2	6-5	12-84	4-81	4-24	2-9	6-of-17	32:23
at Texas A&M	45	21	50-353-4	17-34-2-239-2	84-592	10-41.9	1-1	7-45	0-0	0-0	2-0	5-of-16	27:37
TENNESSEE	10	11	32-32-1	18-31-1-131-0	63-163	10-48.3	0-0	1-10	4-116	2-60	1-7	3-of-16	28:27
Alabama	49	28	48-409-4	18-28-1-185-1	76-594	4-50.0	2-1	5-38	1-26	4-108	1-58	6-of-12	31:33
TENNESSEE	21	16	37-136-1	12-27-2-161-1	64-297	6-49.0	2-1	9-87	3-150-1	2-10	0-0	5-of-14	24:06
at South Carolina	24	19	49-158-1	15-21-0-167-2	70-325	9-42.8	0-0	7-77	1-27	0-0	2-0	5-of-16	35:54
TENNESSEE	55	21	25-177-3	22-27-0-294-3	52-471	3-45.7	0-0	6-71	1-31	3-112-1	1-18	4-of-8	18:44
Tennessee Tech	0	14	38-60	17-36-1-164-0	74-224	5-45.0	1-0	4-45	6-138	0-0	0-0	6-of-19	41:16
TENNESSEE	49	29	41-376	11-18-1-223-3	59-599	4-48.8	2-2	9-64	6-84	1-8	1-0	1-of-5	24:39
Kentucky	36	29	55-443	12-29-1-192-0	84-635	6-41.0	2-1	6-59	4-71	2--3	1-0	6-of-17	35:21
TENNESSEE	63	24	45-386-5	15-22-0-223-3	67-609	4-46.2	0-0	5-45	2-43	2-20	2-85-1	9-of-15	28:51
Missouri	37	41	67-420-4	21-43-2-320-1	110-740	2-46.0	2-2	7-51	3-68	0-0	0-0	11-of-20	31:09
TENNESSEE	-	-	-	-	-	-	-	-	-	-	-	-	-
at Vanderbilt	-	-	-	-	-	-	-	-	-	-	-	-	-

■ Starting Lineups

Offense	TE	LT	LG	C	RG	RT	WR	WR	QB	TB	WR	PK	P
APPALACHIAN ST.	Et. Wolf	Richmond	Robertson	Thomas	Wiesman	Kendrick	Malone	P. Williams	Dobbs	Hurd	J. Smith	Medley	Daniel
vs. Virginia Tech	Et. Wolf	Richmond	Robertson	Thomas	Wiesman	Kendrick	Malone	J. Jennings	Dobbs	Hurd	J. Smith	Medley	Daniel
OHIO	Et. Wolf	Kendrick	Robertson	Wiesman	J. Jones	Thomas	Malone	P. Williams	Dobbs	Hurd	Kamara (TB)	Medley	Daniel
FLORIDA	Et. Wolf	Kendrick	Robertson	Wiesman	J. Jones	Hall	Malone	J. Jennings	Dobbs	Hurd	Croom (TE)	Medley	Daniel
at Georgia	Et. Wolf	Kendrick	Robertson	Wiesman	J. Jones	Hall	Malone	J. Jennings	Dobbs	Hurd	J. Smith	Medley	Daniel
at Texas A&M	Et. Wolf	Kendrick	Robertson	Wiesman	J. Jones	Hall	Malone	J. Jennings	Dobbs	Kamara	J. Smith	Medley	Daniel
ALABAMA	Et. Wolf	Kendrick	Boulware	Thomas	J. Jones	Hall	Malone	J. George	Dobbs	Hurd	Kamara (TB)	Medley	Daniel
at South Carolina	Croom	Kendrick	Robertson	Wiesman	J. Jones	Hall	Malone	J. Jennings	Dobbs	Hurd	J. Smith	Medley	Daniel
TENNESSEE TECH	Et. Wolf	Kendrick	Robertson	Thomas	Wiesman	Hall	Malone	J. Jennings	Dobbs	J. Kelly	J. Smith	Medley	Daniel
KENTUCKY	Et. Wolf	Richmond	Robertson	Wiesman	Thomas	Kendrick	Malone	J. Jennings	Dobbs	Kamara	Croom (TE)	Medley	Daniel
MISSOURI	Et. Wolf	Richmond	Robertson	Thomas	Boulware	Kendrick	Malone	J. Jennings	Dobbs	Kamara	Croom (TE)	Medley	Daniel
at Vanderbilt	-	-	-	-	-	-	-	-	-	-	-	-	-

Defense	RE	DT	DT	LE	WLB	MLB	SLB	NK	RCB	FS	SS	LCB
APPALACHIAN ST.	Barnett	Vickers	O'Brien	Lewis	Reeves-Maybin	Kirkland Jr.	---	Foreman	Moseley	Abernathy	Kelly Jr.	Sutton
vs. Virginia Tech	Barnett	Vickers	O'Brien	Lewis	Reeves-Maybin	Kirkland Jr.	---	Foreman	Moseley	Abernathy	Kelly Jr.	Sutton
OHIO	Barnett	Vickers	O'Brien	Vereen	Reeves-Maybin	C. Jumper	---	Gaulden	Moseley	Abernathy	Kelly Jr.	Sutton
FLORIDA	Barnett	Vickers	O'Brien	Vereen	Reeves-Maybin	C. Jumper	---	Gaulden	Moseley	Abernathy	Kelly Jr.	Martin
at Georgia	Barnett	Vickers	O'Brien	Vereen	McDowell	C. Jumper	Bynum	-	Foreman	Abernathy	Kelly Jr.	Moseley
at Texas A&M	Barnett	Vickers	O'Brien	Vereen	McDowell	C. Jumper	---	Gaulden	Moseley	Ev. Berry	Kelly Jr.	Foreman
ALABAMA	Barnett	Vickers	McKenzie	Vereen	Ell. Berry	C. Jumper	---	Gaulden	Buchanan	Abernathy	Kelly Jr.	Moseley
at South Carolina	Barnett	Vickers	Tuttle	Vereen	C. Jumper	Kirkland Jr.	---	Gaulden	Buchanan	Kelly Jr.	Ev. Berry	Moseley
TENNESSEE TECH	Barnett	Vickers	Phillips	Vereen	Ell. Berry	Kirkland Jr.	---	Gaulden	Moseley	Ev. Berry	Kelly Jr.	Martin
KENTUCKY	Barnett	Vickers	Lewis	Vereen	Ell. Berry	Kirkland Jr.	---	Gaulden	Sutton	Abernathy	Kelly Jr.	Moseley
MISSOURI	Barnett	Vickers	Lewis	Vereen	Ell. Berry	Kirkland Jr.	---	Gaulden	Foreman	Abernathy	Warrior	Sutton
at Vanderbilt	-	-	-	-	-	-	-	-	-	-	-	-

■ Starting Experience

OFFENSE	'12	'13	'14	'15	'16	Tot	Strk	DEFENSE	'12	'13	'14	'15	'16	Tot	Strk	SPECIAL TEAMS	'12	'13	'14	'15	'16	Tot	Strk
Venzell Boulware, OL	2	2	1	Micah Abernathy, DB	8	8	2	Trevor Daniel, P	.	.	.	13	11	24	24
Jason Croom, WR	.	7	1	.	4	12	2	Derek Barnett, DE	.	.	10	13	11	34	30	Aaron Medley, PK/KO	.	.	13	13	11	37	37
Joshua Dobbs, QB	.	4	5	13	11	33	30	Elliott Berry, LB	4	4	3	Total	.	.	13	26	22	61	-
Jeff George, WR	1	1	.	Evan Berry, DB	3	3	.								
Chance Hall, OL	.	.	.	7	6	13	.	Baylen Buchanan, DB	2	2	.								
Jalen Hurd, TB	.	.	9	13	7	29	.	Kenny Bynum, LB	.	.	1	2	1	4	.								
Jauan Jennings, WR	.	.	.	6	8	14	4	Malik Foreman, DB	.	.	.	10	5	15	1								
Jack Jones, OL	.	.	.	1	6	7	.	Rashaan Gaulden, DB	8	8	6								
Alvin Kamara, TB	.	.	.	1	5	6	2	Jakob Johnson, TE/LB	.	.	2	.	.	2	.								
John Kelly, RB	1	1	.	Colton Jumper, LB	.	.	.	3	6	9	.								
Brett Kendrick, OT	.	.	2	5	11	18	16	Todd Kelly Jr., DB	.	.	3	2	10	15	.								
Josh Malone, WR	.	.	6	12	11	29	13	Darrin Kirkland Jr. LB	.	.	.	10	6	16	4								
Drew Richmond, OT	4	4	2	LaTroy Lewis, DE	.	.	1	5	4	10	2								
Jashon Robertson, OG	.	.	13	10	10	33	4	Justin Martin, DB	.	.	.	6	2	8	.								
Josh Smith, WR	.	4	1	7	6	18	.	Cortez McDowell, LB	2	2	.								
Coleman Thomas, OT	.	.	5	13	7	25	3	Kahlil McKenzie, DL	1	1	.								
Dylan Wiesman, C/OL	.	.	2	13	9	24	.	Emmanuel Moseley, DB	.	.	2	7	10	19	.								
Preston Williams, WR	.	.	.	1	2	3	.	Kyle Phillips, DL	1	1	.								
Ethan Wolf, TE	.	.	11	12	10	33	3	Danny O'Brien, DL	.	.	12	1	6	19	.								
Total	.	15	55	114	121	305	-	Jalen Reeves-Maybin, LB	.	.	13	13	4	30	.								
								Austin Smith, LB	.	.	.	1	1	1	.								
								Cameron Sutton, DB	.	12	13	13	5	43	2								
								Shy Tuttle, DL	1	1	.								
								Corey Vereen, DL	.	.	11	8	9	28	9								
								Kendal Vickers, DL	.	.	.	13	11	24	24								
								Nigel Warrior, DB	1	1	1								
								Total	.	12	68	107	121	308	-								

2016 STATISTICS

BIG PLAYS (MORE THAN 20 YARDS)

20-YARD PLUS PLAYS BY TENNESSEE (91)

OFFENSE (63)			
Yards	Type	Player(s)	Opponent
73*	Rush	John Kelly	Tennessee Tech
70*	Rush	Joshua Dobbs	Missouri
67*	Pass	Malone from Dobbs	Appalachian St.
67*	Pass	Jennings from Dobbs	Florida
57*	Pass	Malone from Dobbs	Missouri
53	Pass	Kamara from Dobbs	Texas A&M
51*	Pass	Malone from Dobbs	Kentucky
49*	Pass	Jennings from Dobbs	Missouri
45*	Rush	Joshua Dobbs	Kentucky
44	Pass	Byrd from Dobbs	Kentucky
43*	Pass	Jennings from Dobbs	Georgia
43	Pass	Byrd from Dobbs	Texas A&M
43*	Pass	Malone from Dobbs	Tennessee Tech
42*	Pass	Malone from Dobbs	Florida
41	Rush	Joshua Dobbs	Kentucky
40	Rush	Joshua Dobbs	Virginia Tech
40	Rush	Joshua Dobbs	Missouri
39	Rush	Alvin Kamara	Kentucky
38*	Pass	Malone from Dobbs	Virginia Tech
36	Rush	Alvin Kamara	Texas A&M
36	Pass	Malone from Dormady	Alabama
35	Rush	Alvin Kamara	Ohio
35	Rush	Joshua Dobbs	Kentucky
34	Pass	Kamara from Dobbs	Texas A&M
34	Rush	John Kelly	South Carolina
33	Rush	Joshua Dobbs	Texas A&M
33	Pass	Byrd from Dormady	Tennessee Tech
31	Rush	Joshua Dobbs	Virginia Tech
31	Pass	J. Smith from Dobbs	Georgia
31	Rush	Joshua Dobbs	South Carolina
30	Pass	Malone from Dobbs	Florida
30*	Pass	Malone from Dobbs	Tennessee Tech
30*	Rush	Joshua Dobbs	Missouri
28	Rush	Alvin Kamara	Missouri
29*	Rush	Alvin Kamara	Kentucky
27*	Rush	Joshua Dobbs	Virginia Tech
27	Pass	Croom from Dobbs	Ohio
27	Pass	Malone from Dobbs	Texas A&M
27	Rush	John Kelly	Kentucky
27*	Rush	John Kelly	Missouri
25	Pass	Et. Wolf from Dobbs	South Carolina
25	Pass	Jennings from Dobbs	South Carolina
26	Pass	Croom from Dobbs	Texas A&M
24*	Pass	J. Smith from Dobbs	Kentucky
23*	Pass	Kamara from Dobbs	Virginia Tech
23	Pass	Jennings from Dobbs	Florida
23*	Pass	Hurd from Dobbs	Florida
23	Pass	Hurd from Dobbs	Georgia
23	Pass	Jennings from Dobbs	South Carolina
22	Rush	Joshua Dobbs	Florida
22	Rush	Joshua Dobbs	Kentucky
22	Rush	Joshua Dobbs	Missouri
22	Pass	B. Johnson from Dobbs	Missouri
22	Rush	Tyler Byrd	Missouri
21	Pass	Jennings from Dobbs	Florida
21	Pass	Jennings from Dobbs	Georgia
21	Pass	B. Johnson from Dobbs	Tennessee Tech
20*	Pass	Malone from Dobbs	Ohio
20*	Pass	Et. Wolf from Dobbs	Florida
20	Pass	Jennings from Dobbs	Texas A&M
20	Pass	B. Johnson from Dobbs	Tennessee Tech
20	Pass	George from Dormady	Tennessee Tech
20	Pass	Wolf from Dobbs	Kentucky

* touchdown scored on play

DEFENSE (2)

Yards	Type	Player(s)	Opponent
59*	INT	Jonathan Kongbo	Missouri
26	INT	Micah Abernathy	Missouri

* touchdown scored on play

SPECIAL TEAMS (26)

Yards	Type	Player(s)	Opponent
100*	KR	Evan Berry	South Carolina
62*	PR	Marquez Callaway	Tennessee Tech
52*	PR	Marquez Callaway	Tennessee Tech
43	KR	Evan Berry	Florida
41	KR	Evan Berry	Appalachian St.
38	KR	Evan Berry	Alabama
34	KR	Evan Berry	Georgia
32	KR	Evan Berry	Texas A&M
32	PR	Alvin Kamara	Alabama
31	KR	Tyler Byrd	Tennessee Tech
30	KR	Evan Berry	Alabama
28	PR	Alvin Kamara	Alabama
26	KR	Micah Abernathy	Ohio
26	KR	Evan Berry	South Carolina
25	KR	Tyler Byrd	Alabama
24	KR	Micah Abernathy	Ohio
24	KR	Marquill Osborne	South Carolina
24	KR	Tyler Byrd	Missouri
23	KR	Micah Abernathy	Georgia
23	KR	Evan Berry	Alabama
22	KR	Micah Abernathy	Georgia
22	KR	Marquill Osborne	Kentucky
21	KR	Evan Berry	Georgia
20	PR	Alvin Kamara	Florida
20	KR	Evan Berry	Georgia
20	PR	Alvin Kamara	Georgia

* touchdown scored on play

20-YARD PLUS PLAYS BY OPPONENT (80)

OFFENSE (62)			
Yards	Type	Player(s)	Opponent
85*	Rush	Bo Scarbrough	Alabama
75	Rush	Stephen Johnson	Kentucky
71	Rush	Trayveon Williams	Texas A&M
71*	Rush	Jojo Kemp	Kentucky
69*	Rush	Travon McMillian	Virginia Tech
62*	Rush	Trevor Knight	Texas A&M
51	Pass	Callaway from Appleby	Florida
50*	Pass	Nauta from Eason	Georgia
50*	Pass	Mason from Lock	Missouri
47*	Pass	Ridley from Eason	Georgia
45*	Rush	Jalen Hurts	Alabama
43	Pass	Callaway from Appleby	Florida
43	Pass	Reynolds from Knight	Texas A&M
42	Pass	S. Smith from Windham	Ohio
40	Rush	Rico Dowdle	South Carolina
39	Rush	Boom Williams	Kentucky
38	Rush	Damarea Crockett	Missouri
37	Pass	S. Smith from Windham	Ohio
37	Rush	Jalen Hurts	Alabama
37	Pass	Bone from Johnson	Kentucky
36	Pass	Cleveland from Appleby	Florida
35*	Pass	Crosby from Bentley	South Carolina
33	Pass	M. Cox from Lamb	Appalachian St.
32	Pass	Reynolds from Knight	Texas A&M
32	Pass	Johnson from Lock	Missouri
31	Pass	Ridley from Hurts	Alabama
30	Pass	S. Rogers from Evans	Virginia Tech
30	Pass	Byrd from Birdsong	Tennessee Tech
29	Pass	Byrd from Birdsong	Tennessee Tech
29*	Pass	Stewart from Hurts	Alabama
29	Pass	S. Smith from Windham	Ohio
29	Rush	Damarea Crockett	Missouri
27	Pass	Noil from Knight	Texas A&M
27	Rush	Benny Snell	Kentucky
25	Pass	Moore from Lock	Missouri
25	Pass	Moore from Lock	Missouri
24	Pass	Iheanacho from Knight	Texas A&M
24	Pass	Kirk from Knight	Texas A&M
24	Rush	Sihlem King	Kentucky
24*	Rush	Sihlem King	Kentucky
24	Pass	Culkin from Lock	Missouri
23	Pass	Stewart from Hurts	Alabama
23	Pass	Howard from Hurts	Alabama
23	Rush	Nate Strong	Missouri
22	Pass	Worton from Appleby	Florida
22	Rush	Sony Michel	Georgia
22	Rush	Keith Ford	Texas A&M
22	Rush	Trayveon Williams	Texas A&M
22	Rush	Josh Jacobs	Alabama
22	Pass	Samuel from Bentley	South Carolina
22	Pass	Conrad from Johnson	Kentucky
22*	Rush	Damarea Crockett	Missouri
21	Rush	TEAM	Virginia Tech
21	Pass	Kirk from Knight	Texas A&M
21	Pass	Ridley from Hurts	Alabama
21	Rush	Jalen Hurts	Alabama
21	Pass	Samuel from Bentley	South Carolina
20	Rush	Marcus Cox	Appalachian St.
20	Pass	Callaway from Appleby	Florida
20	Pass	Callaway from Appleby	Florida
20	Pass	Bone from Johnson	Kentucky
20	Rush	Benny Snell	Kentucky

* touchdown scored on play

DEFENSE (1)

Yards	Type	Player(s)	Opponent
58*	INT	Ronnie Harrison	Alabama

* touchdown scored on play

SPECIAL TEAMS (17)

Yards	Type	Player(s)	Opponent
79*	PR	Eddie Jackson	Alabama
46	KR	Reggie Davis	Georgia
45	PR	Jaquil Capel	Appalachian St.
34	KR	Greg Stroman	Virginia Tech
32	KR	Dontez Byrd	Tennessee Tech
30	KR	Alex Ross	Missouri
28	KR	Greg Stroman	Virginia Tech
27	KR	A.J. Turner	South Carolina
26	KR	B.J. Emmons	Alabama
26	KR	Alex Ross	Missouri
22	KR	Dontez Byrd	Tennessee Tech
22	KR	Dontez Byrd	Tennessee Tech
22	KR	Dontez Byrd	Tennessee Tech
21	KR	Greg Stroman	Virginia Tech
20	KR	Dontez Byrd	Tennessee Tech
20	KR	Dontez Byrd	Tennessee Tech
20	KR	Benny Snell	Kentucky

* touchdown scored on play

UT LONG PLAYS BY THE NUMBERS

Long Plays By Yards	No.	TD
100+	1	1
90-99	0	0
80-89	0	0
70-79	2	2
60-69	3	3
50-59	5	3
40-49	12	5
30-39	22	3
20-29	46	8

Long Plays By Type	No.	TD
Rushing	24	7
Passing	39	15
Punt returns	6	1
Kick returns	20	1
Interceptions	2	1
Fumble returns	0	0
Other	0	0
TOTAL	91	25

20-YARDS-PLUS BY PLAYER

Player	No.	TD	R	P	KR	PR	IR	FR
Joshua Dobbs	14	4	14	0	0	0	0	0
Alvin Kamara	12	2	5	3	0	4	0	0
Evan Berry	11	1	0	0	11	0	0	0
Josh Malone	11	8	0	11	0	0	0	0
Jauan Jennings	9	3	0	9	0	0	0	0
Tyler Byrd	7	0	1	3	3	0	0	0
Micah Abernathy	5	0	0	0	4	0	1	0
John Kelly	4	2	4	0	0	0	0	0
Brandon Johnson	3	0	0	3	0	0	0	0
Ethan Wolf	3	1	0	3	0	0	0	0
Marquez Callaway	2	1	0	0	0	2	0	0
Jason Croom	2	0	0	2	0	0	0	0
Jalen Hurd	2	1	0	2	0	0	0	0
Marquill Osborne	2	0	0	0	2	0	0	0
Josh Smith	2	1	0	2	0	0	0	0
Jeff George	1	0	0	1	0	0	0	0
Jonathan Kongbo	1	1	0	0	0	0	1	0
TOTAL	91	25	24	39	20	6	2	0

20-YARDS-PLUS BY GAME

Player	No.	TD	R	P	KR	PR	IR	FR
APPALACHIAN STATE	2	1	0	1	1	0	0	0
vs. Virginia Tech	5	3	3	2	0	0	0	0
OHIO	5	1	1	2	2	0	0	0
FLORIDA	10	4	1	7	1	1	0	0
at Georgia	10	1	0	4	5	1	0	0
at Texas A&M	9	0	2	6	1	0	0	0
ALABAMA	7	0	0	1	4	2	0	0
at South Carolina	8	1	2	3	3	0	0	0
TENNESSEE TECH	10	4	1	6	1	2	0	0
KENTUCKY	12	4	7	4	1	0	0	0
MISSOURI	13	6	7	3	1	0	2	0
at Vanderbilt	-	-	-	-	-	-	-	-
TOTAL	91	25	24	39	20	6	2	0

20-YARDS-PLUS OPPONENT BY GAME

Player	No.	TD	R	P	KR	PR	IR	FR
APPALACHIAN STATE	3	0	1	1	0	1	0	0
vs. Virginia Tech	6	1	2	1	3	0	0	0
OHIO	3	0	0	3	0	0	0	0
FLORIDA	6	0	0	6	0	0	0	0
at Georgia	4	2	1	2	1	0	0	0
at Texas A&M	10	1	4	6	0	0	0	0
ALABAMA	13	3	5	5	1	1	1	0
at South Carolina	5	1	1	3	1	0	0	0
TENNESSEE TECH	8	0	0	2	6	0	0	0
KENTUCKY	11	2	7	3	1	0	0	0
MISSOURI	11	2	4	5	2	0	0	0
at Vanderbilt	-	-	-	-	-	-	-	-
TOTAL	80	12	25	37	15	2	1	0

LONGEST PLAYS OF THE YEAR

Rushing	73	John Kelly vs. Tennessee Tech (11/5)
Rushing Touchdown	73	John Kelly vs. Tennessee Tech (11/5)
Passing	67	Josh Malone from Joshua Dobbs vs. App State (9/1)
Passing Touchdown	67	Jauan Jennings from Joshua Dobbs vs. Florida (9/24)
		Josh Malone from Joshua Dobbs vs. App State (9/1)
		Jauan Jennings from Joshua Dobbs vs. Florida (9/24)
Punt Return	62	Marquez Callaway vs Tennessee Tech (11/5)
Kick Return	100	Evan Berry at South Carolina (10/29)
Interception Return	59	Jonathan Kongbo vs. Missouri (11/19)
Fumble Return	0	---
Field Goal	42	Aaron Medley vs. Tennessee Tech (11/5)

2016 STATISTICS

TENNESSEE MISCELLANEOUS STATS

3RD-DOWN CONVERSIONS

Date	Opponent	Score	Overall	1st Qtr	2nd Qtr	3rd Qtr	4th Qtr	OT
Sept 1	Appalachian State	W, 20-13	7-16 43.8%	1-4 25.0%	2-4 50.0%	1-3 33.3%	1-3 33.3%	2-2 100.0%
Sept 10	vs Virginia Tech	W, 45-24	3-13 23.1%	0-3 0.0%	1-2 50.0%	2-5 40.0%	0-3 0.0%	
Sept 17	Ohio	W, 28-19	7-14 50.0%	2-3 66.7%	0-3 0.0%	1-3 33.3%	4-5 80.0%	
Sept 24	Florida	W, 38-28	7-17 41.2%	1-5 20.0%	2-5 40.0%	2-3 66.7%	2-4 50.0%	
Oct 1	at Georgia	W, 34-31	9-15 60.0%	1-3 33.3%	3-3 100.0%	4-6 66.7%	1-3 33.3%	
Oct 08	at Texas A&M	L, 38-45	6-17 35.3%	0-3 0.0%	0-4 0.0%	4-4 100.0%	2-5 40.0%	0-1 0.0%
Oct 15	Alabama	L, 10-49	3-16 18.8%	1-5 20.0%	1-5 20.0%	1-4 25.0%	0-2 0.0%	
Oct 29	at South Carolina	L, 21-24	5-14 35.7%	3-5 60.0%	2-6 33.3%	0-2 0.0%	0-1 0.0%	
Nov. 5	Tennessee Tech	W, 55-0	4-8 50.0%	2-2 100.0%	1-2 50.0%	0-1 0.0%	1-3 33.3%	
Nov 12	Kentucky	W, 49-36	1-5 20.0%	0-2 0.0%	1-2 50.0%	0-0 0.0%	0-1 0.0%	
Nov 19	Missouri	W, 63-37	9-15 60.0%	2-4 50.0%	2-4 50.0%	1-3 33.3%	4-4 100.0%	
Tennessee			61-150 40.7%	13-39 33.3%	15-40 37.5%	16-34 47.1%	15-34 44.1%	2-3 66.7%
Opponents			65-176 36.9%	16-43 37.2%	19-48 39.6%	17-43 39.5%	13-40 32.5%	0-2 0.0%

4TH-DOWN CONVERSIONS

Date	Opponent	Score	Overall	1st Qtr	2nd Qtr	3rd Qtr	4th Qtr	OT
Sept 1	Appalachian State	W, 20-13	0-0 0.0%	0-0 0.0%	0-0 0.0%	0-0 0.0%	0-0 0.0%	0-0 0.0%
Sept 10	vs Virginia Tech	W, 45-24	0-0 0.0%	0-0 0.0%	0-0 0.0%	0-0 0.0%	0-0 0.0%	
Sept 17	Ohio	W, 28-19	0-0 0.0%	0-0 0.0%	0-0 0.0%	0-0 0.0%	0-0 0.0%	
Sept 24	Florida	W, 38-28	1-3 33.3%	0-1 0.0%	1-1 100.0%	0-0 0.0%	0-1 0.0%	
Oct 1	at Georgia	W, 34-31	0-0 0.0%	0-0 0.0%	0-0 0.0%	0-0 0.0%	0-0 0.0%	
Oct 08	at Texas A&M	L, 38-45	1-2 50.0%	0-0 0.0%	0-1 0.0%	0-0 0.0%	1-1 100.0%	0-0 0.0%
Oct 15	Alabama	L, 10-49	0-1 0.0%	0-0 0.0%	0-0 0.0%	0-0 0.0%	0-1 0.0%	
Oct 29	at South Carolina	L, 21-24	0-1 0.0%	0-0 0.0%	0-1 0.0%	0-0 0.0%	0-0 0.0%	
Nov. 5	Tennessee Tech	W, 55-0	0-0 0.0%	0-0 0.0%	0-0 0.0%	0-0 0.0%	0-0 0.0%	
Nov 12	Kentucky	W, 49-36	0-0 0.0%	0-0 0.0%	0-0 0.0%	0-0 0.0%	0-0 0.0%	
Nov 19	Missouri	W, 63-37	0-0 0.0%	0-0 0.0%	0-0 0.0%	0-0 0.0%	0-0 0.0%	
Tennessee			2-7 28.6%	0-1 0.0%	1-3 33.3%	0-0 0.0%	1-3 33.3%	0-0 0.0%
Opponents			8-23 34.8%	1-2 50.0%	4-8 50.0%	0-3 0.0%	3-9 33.3%	0-1 0.0%

TIME OF POSSESSION

Date	Opponent	Score	Overall	1st Qtr	2nd Qtr	3rd Qtr	4th Qtr	OT
Sept 1	Appalachian State	W, 20-13	26:31	7:33	5:57	6:52	6:09	0:00
Sept 10	vs Virginia Tech	W, 45-24	28:16	4:07	7:28	8:59	7:42	
Sept 17	Ohio	W, 28-19	29:36	7:48	4:17	7:39	9:52	
Sept 24	Florida	W, 38-28	30:46	7:10	8:30	7:38	7:28	
Oct 1	at Georgia	W, 34-31	23:53	4:11	6:04	8:36	5:02	
Oct 08	at Texas A&M	L, 38-45	32:23	7:12	8:02	8:48	8:21	0:00
Oct 15	Alabama	L, 10-49	28:27	8:41	5:39	8:48	5:19	
Oct 29	at South Carolina	L, 21-24	24:06	7:11	8:39	2:58	5:18	
Nov. 5	Tennessee Tech	W, 55-0	18:44	5:33	4:37	3:34	5:00	
Nov 12	Kentucky	W, 49-36	24:39	7:19	5:46	4:20	7:14	
Nov 19	Missouri	W, 63-37	28:51	7:25	7:50	4:22	9:14	
Tennessee			Total 296:12	74:10	72:49	72:34	76:39	0:00
			Avg. 26:55	6:44	6:37	6:35	6:58	0:00
Opponents			Total 363:48	90:50	92:11	92:26	88:21	0:00
			Avg. 33:04	8:15	8:22	8:24	8:01	0:00

RED ZONE STATS

TENNESSEE INSIDE OPPONENT RED-ZONE

Date	Opponent	Score	Times In RZ	Times Scored	Total Pts	TDs	Rush TDs	Pass TDs	FGs Made	---- Failed to score inside RZ ----						
										FGA	Downs	Int	Fumb	Half	Game	
Sept 1	App State	W, 20-13	2	2	10	1	1	0	1	0	0	0	0	0	0	0
Sept 10	vs Virginia Tech	W, 45-24	5	5	31	4	2	2	1	0	0	0	0	0	0	0
Sept 17	Ohio	W, 28-19	4	4	28	4	2	2	0	0	0	0	0	0	0	0
*Sept 24	Florida	W, 38-28	6	3	17	2	1	1	1	0	2	1	0	0	0	0
*Oct 1	at Georgia	W, 34-31	3	3	21	3	1	2	0	0	0	0	0	0	0	0
*Oct 08	at Texas A&M	L, 38-45	6	6	38	5	3	2	1	0	0	0	0	0	0	0
*Oct 15	Alabama	L, 10-49	2	2	10	1	1	0	1	0	0	0	0	0	0	0
*Oct 29	at S. Carolina	L, 21-24	2	2	14	2	1	1	0	0	0	0	0	0	0	0
Nov. 5	Tennessee Tech	W, 55-0	4	4	24	3	2	1	1	0	0	0	0	0	0	0
*Nov 12	Kentucky	W, 49-36	3	3	21	3	2	1	0	0	0	0	0	0	0	0
*Nov 19	Missouri	W, 63-37	3	3	21	3	2	1	0	0	0	0	0	0	0	0
Totals			40	37	235	31	18	13	6	0	2	1	0	0	0	0
			37 of 40 (92.5%)													

OPPONENT INSIDE TENNESSEE RED-ZONE

Date	Opponent	Score	Times In RZ	Times Scored	Total Pts	TDs	Rush TDs	Pass TDs	FGs Made	---- Failed to score inside RZ ----						
										FGA	Downs	Int	Fumb	Half	Game	
Sept 1	App State	W, 20-13	2	1	11	0	0	0	10	0	0	0	0	0	0	0
Sept 10	vs Virginia Tech	W, 45-24	3	3	21	1	1	0	00	0	0	0	0	0	0	0
Sept 17	Ohio	W, 28-19	4	4	16	1	3	0	00	0	0	0	0	0	0	0
*Sept 24	Florida	W, 38-28	4	4	28	4	3	0	00	0	0	0	0	0	0	0
*Oct 1	at Georgia	W, 34-31	3	3	22	0	1	0	00	0	0	0	0	0	0	0
*Oct 08	at Texas A&M	L, 38-45	7	6	53	2	1	1	00	0	0	0	0	0	0	0
*Oct 15	Alabama	L, 10-49	5	2	22	0	0	1	11	0	0	0	0	0	0	0
*Oct 29	at S. Carolina	L, 21-24	3	3	21	1	1	0	00	0	0	0	0	0	0	0
Nov. 5	Tennessee Tech	W, 55-0	0	0	00	0	0	0	00	0	0	0	0	0	0	0
*Nov 12	Kentucky	W, 49-36	6	5	23	2	3	0	00	1	0	0	0	0	0	0
*Nov 19	Missouri	W, 63-37	5	4	24	3	1	0	10	0	0	0	0	0	0	0
Totals			42	35	201	24	11	2	31	1	0	0	0	0	0	0
			35 of 42 (83.3%)													

2016 STATISTICS

OFFENSIVE GAME-BY-GAME

PASSING

#11 JOSHUA DOBBS	Att	Comp	Int	Pct	Yards	TD	Long	Sack	Yds	Effic
Appalachian State	29	16	1	55.2	192	1	67	2	19	115.3
Virginia Tech	19	10	1	52.6	91	3	38	2	10	134.4
Ohio	27	19	1	70.4	203	2	27	3	27	150.6
Florida	32	16	2	50.0	319	4	67	1	8	162.5
Georgia	26	16	1	61.5	230	3	43	2	21	166.2
Texas A&M	47	28	2	59.6	398	1	53	4	29	129.2
Alabama	27	16	1	59.3	92	0	16	3	37	80.5
South Carolina	26	12	2	46.2	161	1	25	2	24	95.5
Tennessee Tech	13	12	0	92.3	183	3	43	0	0	286.7
Kentucky	17	11	1	64.7	223	3	51	2	34	221.4
Missouri	22	15	0	68.2	223	3	57	2	3	198.3
TOTALS	285	171	12	60.0	2315	24	67	23	212	147.6

#12 QUINTEN DORMADY	Att	Comp	Int	Pct	Yards	TD	Long	Sack	Yds	Effic
Alabama	4	2	0	50.0	39	0	36	0	0	131.9
Tennessee Tech	13	9	0	69.2	109	0	33	0	0	139.7
TOTALS	17	11	0	64.7	148	0	36	0	0	137.8

#15 JAUAN JENNINGS	Att	Comp	Int	Pct	Yards	TD	Long	Sack	Yds	Effic
Florida	1	0	0	0.0	0	0	0	0	0	0.0
Texas A&M	1	1	0	100.0	4	1	4	0	0	463.6
TOTALS	2	1	0	50.0	4	1	4	0	0	231.8

#13 SHERIRON JONES	Att	Comp	Int	Pct	Yards	TD	Long	Sack	Yds	Effic
Tennessee Tech	1	1	0	100.0	2	0	2	0	0	116.8
TOTALS	1	1	0	100.0	2	0	2	0	0	116.8

TEAM	Att	Comp	Int	Pct	Yards	TD	Long	Sack	Yds	Effic
South Carolina	1	0	0	0.0	0	0	0	0	0	0.0
Kentucky	1	0	0	0.0	0	0	0	0	0	0.0
TOTALS	2	0	0	0.0	0	0	0	0	0	0.0

RUSHING

Player	No-Yds/TD	APP ST	VT	OHIO	UF	UGA	T. A&M	ALA	SC	TTU	UK	MIZZOU	VU
Dobbs, J.	126-660/9	9--4/0	14-106/2	14-59/1	17-80/1	11-26/1	17-57/0	7--31/0	12-27/0	1-3/0	14-147/2	10-190/2	-
Kelly, J.	74-508/4	DNP	1-4/1	2-14/0	-	-	13-89/1	3-8/0	14-94/0	7-104/1	16-94/0	18-101/1	-
Kamara, A.	86-496/7	6-21/0	3-9/0	11-67/0	2-6/0	16-62/0	18-127/2	8-21/1	DNP	DNP	10-128/2	12-55/2	-
Hurd, J.	122-451/3	28-110/1	22-99/0	15-61/1	26-95/0	10-42/0	DNP	13-28/0	8-16/1	DNP	DNP	DNP	-
Fils-Aime, C.	14-58/2	DNP	4-19/0	DNP	DNP	DNP	-	-	-	8-27/2	-	2-12/0	-
Byrd, T.	7-54/0	-	1-5/0	-	-	-	2-11/0	1-6/0	1-8/0	-	-	2-24/0	-
Lewis, J.	6-34/0	DNP	DNP	DNP	DNP	DNP	DNP	DNP	DNP	6-34/0	-	DNP	-
Jennings, J.	2-11/0	-	-	-	-	-	-	-	-	-	1-7/0	1-4/0	-
Berry, Ev.	1-6/0	-	-	-	-	-	-	-	1-6/0	-	DNP	DNP	-
Dormady, Q.	1-3/0	DNP	-	DNP	DNP	DNP	DNP	-	DNP	1-3/0	DNP	-	-
Lacey, M.	1-2/0	DNP	DNP	DNP	DNP	DNP	DNP	DNP	-	1-2/0	DNP	DNP	-
Dowdy, T.	2-1/0	DNP	1--3/0	DNP	DNP	DNP	DNP	DNP	DNP	1-4/0	DNP	DNP	-
TEAM	4--22/0	-	-	-	1--2/0	1--3/0	1--2/0	-	1--15/0	-	-	-	-

RECEIVING

Player	No-Yds/TD	APP ST	VT	OHIO	UF	UGA	T. A&M	ALA	SC	TTU	UK	MIZZOU	VU
Malone, J.	38-731/9	2-81/1	2-46/1	5-69/2	4-91/1	2-23/0	2-31/0	5-61/0	4-42/0	5-112/2	4-92/1	3-83/1	-
Jennings, J.	30-446/7	1-0/0	2-7/1	3-24/0	3-111/1	3-71/1	5-68/0	3-20/0	3-54/1	2-5/1	1-19/0	4-67/2	-
Kamara, A.	25-274/3	3-20/0	3-25/1	2-9/0	1-12/0	3-26/1	8-161/1	2-7/0	DNP	DNP	-	3-14/0	-
Byrd, T.	15-209/0	-	-	2-15/0	3-40/0	1-4/0	3-60/0	1-1/0	-	2-37/0	1-44/0	2-8/0	-
Wolf, Et.	16-191/2	4-40/0	-	1-7/0	1-20/1	-	2-14/0	2-30/0	1-25/0	-	4-44/1	1-11/0	-
Croom, J.	12-166/0	DNP	1-9/0	3-54/0	1-15/0	-	3-41/0	-	2-22/0	1-7/0	-	1-18/0	-
Johnson, B.	7-93/0	DNP	DNP	-	DNP	-	1-7/0	-	-	5-64/0	-	1-22/0	-
Williams, P.	9-89/0	5-45/0	-	3-25/0	-	1-19/0	-	DNP	DNP	DNP	DNP	DNP	-
Smith, Jo.	11-84/1	-	1-3/0	DNP	1-5/0	2-30/0	3-4/0	1-10/0	1-1/0	1-7/0	1-24/1	-	-
Hurd, J.	10-81/2	1-6/0	1-1/0	-	2-25/1	3-50/1	DNP	3--1/0	-	DNP	DNP	DNP	-
Kelly, J.	5-50/0	DNP	-	-	-	1-7/0	1-12/0	1-3/0	1-17/0	1-11/0	-	-	-
George, J.	1-20/0	DNP	-	-	-	DNP	DNP	-	DNP	1-20/0	-	-	-
Callaway, M.	1-13/0	DNP	DNP	DNP	DNP	DNP	DNP	DNP	-	1-13/0	-	-	-
Johnson, Ja.	2-10/0	-	-	-	-	-	-	-	-	2-10/0	-	-	-
Wolf, El.	1-8/0	-	-	-	DNP	-	DNP	DNP	-	1-8/0	DNP	DNP	-
Dobbs, J.	1-4/1	-	-	-	-	-	1-4/1	-	-	-	-	-	-

2016 STATISTICS

DEFENSIVE GAME-BY-GAME

TOTAL TACKLES

Player	UA-A	TOT	APP ST	VT	OHIO	UF	UGA	T. A&M	ALA	SC	TTU	UK	MIZZOU	VU
Kelly Jr., T.	45-22	67	3-2	1-4	4-3	5-0	6-4	4-3	7-4	5-0	4-1	6-1	DNP	-
Jumper, C.	36-23	59	-	2-1	5-2	4-4	6-5	7-3	1-2	3-0	0-2	2-2	6-2	-
Gaulden, R.	44-14	58	1-0	4-3	6-1	1-0	7-1	2-1	6-0	2-2	3-3	5-1	7-2	-
Abernathy, M.	43-15	58	7-1	3-0	3-2	2-1	4-5	2-0	4-0	DNP	2-0	9-1	7-5	-
Moseley, E.	41-13	54	0-1	5-1	5-3	6-1	3-2	1-1	7-1	7-0	4-2	1-0	2-1	-
Barnett, D.	33-15	48	3-4	1-0	4-1	3-2	3-2	4-2	3-0	4-0	1-0	4-1	3-3	-
McDowell, C.	25-17	42	4-5	2-1	2-1	4-2	3-3	3-2	DNP	-	1-2	1-1	5-0	-
Kirkland Jr., D	24-12	36	4-5	7-0	DNP	DNP	DNP	DNP	DNP	5-3	1-0	1-1	6-3	-
Vereen, C.	20-13	33	3-1	1-1	1-2	0-1	1-3	1-2	1-1	5-0	2-1	5-0	0-1	-
Vickers, K.	18-15	33	2-1	2-2	-	2-1	1-4	0-4	-	6-1	0-1	3-1	2-0	-
Berry, El.	18-12	30	-	-	-	-	1-0	3-4	6-3	-	1-2	2-1	5-2	-
Lewis, L.	17-12	29	4-3	0-3	DNP	0-1	-	2-0	3-1	3-0	1-1	4-3	-	-
Warrior, N.	19-3	22	-	-	-	-	-	-	5-0	2-0	6-1	1-0	5-2	-
Reeves-Maybin	12-8	20	2-0	8-5	1-2	1-1	DNP	DNP	DNP	DNP	DNP	DNP	DNP	-
Buchanan, B.	17-3	20	-	-	4-1	3-0	-	1-0	6-2	-	3-0	-	-	-
Martin, J.	13-5	18	1-1	2-2	DNP	2-1	DNP	-	-	4-0	3-1	1-0	-	-
Foreman, M.	14-4	18	1-2	1-1	DNP	-	4-0	3-0	DNP	DNP	DNP	3-1	2-0	-
Sutton, C.	12-4	16	2-2	3-0	1-0	DNP	DNP	DNP	DNP	DNP	DNP	2-1	4-1	-
O'Brien, D.	8-6	14	1-1	2-0	0-2	2-0	2-1	1-2	DNP	DNP	DNP	DNP	DNP	-
Phillips, K.	8-5	13	DNP	1-0	-	1-0	DNP	-	-	3-2	-	0-2	3-1	-
McKenzie, K.	2-10	12	1-1	0-1	0-1	-	0-2	1-4	0-1	DNP	DNP	DNP	DNP	-
Berry, Ev.	8-4	12	-	-	-	-	0-3	1-0	1-0	4-0	2-1	DNP	DNP	-
Griffin, S.	7-3	10	-	0-1	0-1	-	DNP	-	-	-	DNP	3-1	4-0	-
Taylor, D.	6-3	9	DNP	1-1	-	DNP	DNP	DNP	0-1	DNP	2-1	1-0	2-0	-
Tuttle, S.	3-6	9	DNP	0-2	0-1	-	0-1	1-1	1-1	1-0	DNP	DNP	DNP	-
Mixon, D.	4-4	8	-	-	-	0-1	-	0-1	-	1-0	2-0	0-1	1-1	-
Bynum, K.	3-4	7	1-1	-	0-1	0-1	1-0	-	-	-	-	1-1	-	-
Kongbo, J.	4-2	6	-	1-0	2-1	-	-	-	-	-	0-1	-	1-0	-
Medley, A.	5-0	5	-	2-0	-	-	1-0	-	-	-	1-0	-	1-0	-
Picou, Q.	3-2	5	DNP	-	DNP	DNP	DNP	DNP	2-0	DNP	0-2	-	1-0	-
Osborne, M.	5-0	5	-	DNP	-	DNP	-	-	2-0	1-0	1-0	-	1-0	-
Johnson, Ja.	2-2	4	0-1	1-0	-	-	-	-	-	1-0	0-1	-	-	-
Bituli, D.	3-1	4	DNP	DNP	DNP	1-0	1-0	-	-	-	1-1	-	DNP	-
Folger, C.	1-2	3	DNP	DNP	DNP	DNP	DNP	DNP	DNP	DNP	1-2	DNP	DNP	-
Lovingood, R.	1-1	2	-	-	-	-	-	-	0-1	-	-	1-0	-	-
Smith, Jo.	2-0	2	1-0	-	DNP	1-0	-	-	-	-	-	-	-	-
Bates, D.	1-1	2	-	-	-	0-1	-	-	-	-	1-0	-	-	-
Bain, P.	1-1	2	DNP	DNP	DNP	DNP	DNP	DNP	DNP	DNP	1-1	DNP	DNP	-
Williams, P.	0-1	1	-	-	0-1	-	-	-	DNP	DNP	DNP	DNP	DNP	-
Hurd, J.	0-1	1	-	0-1	-	-	-	DNP	-	-	DNP	DNP	DNP	-
Sapp, Q.	1-0	1	1-0	DNP	-	DNP	DNP	DNP	DNP	DNP	DNP	DNP	DNP	-
Daniel, T.	1-0	1	1-0	-	-	-	-	-	-	-	-	-	-	-
Gatewood, M.	0-1	1	DNP	DNP	DNP	DNP	DNP	DNP	DNP	DNP	0-1	DNP	DNP	-
Bryant, G.	1-0	1	-	-	-	-	-	-	DNP	DNP	1-0	-	-	-

SACKS

Player	UA-A	TOT	APP ST	VT	OHIO	UF	UGA	T. A&M	ALA	SC	TTU	UK	MIZZOU	VU
Barnett, D.	11-0	11.0	-	-	-	2.0-6	2.0-14	1.0-9	1.0-14	3.0-16	-	1.0-7	1.0-7	-
Vereen, C.	6-0	6.0	-	1.0-3	-	-	1.0-7	-	-	1.0-5	1.0-5	2.0-15	-	-
Vickers, K.	2-1	2.5	-	1.0-8	-	-	-	-	-	1.0-2	0.5-5	-	-	-
Lewis, L.	1-1	1.5	-	-	DNP	-	-	-	-	-	0.5-5	1.0-8	-	-
Kelly Jr., T.	1-0	1.0	-	-	-	-	-	-	-	1.0-7	-	-	DNP	-
Osborne, M.	1-0	1.0	-	DNP	-	DNP	-	-	-	-	1.0-2	-	-	-
Mixon, D.	1-0	1.0	-	-	-	-	-	-	-	-	1.0-13	-	-	-
Kirkland Jr., D	1-0	1.0	-	1.0-4	DNP	DNP	DNP	DNP	DNP	-	-	-	-	-

TACKLES FOR LOSS

Player	UA-A	TOT	APP ST	VT	OHIO	UF	UGA	T. A&M	ALA	SC	TTU	UK	MIZZOU	VU
Barnett, D.	16-2	17.0	1.0-4	1.0-1	1.0-2	3.0-8	2.5-15	1.0-9	2.0-17	3.0-16	-	1.5-9	1.0-7	-
Vereen, C.	8-3	9.5	0.5-1	1.0-3	0.5-1	0.5-2	1.0-7	-	-	2.0-9	-	3.0-16	-	-
Vickers, K.	5-2	6.0	2.0-5	1.0-8	-	-	1.0-1	0.5-0	-	1.0-2	0.5-5	-	-	-
Gaulden, R.	4-2	5.0	-	0.5-0	-	-	-	-	2.0-11	-	0.5-1	1.0-3	1.0-8	-
Jumper, C.	3-2	4.0	-	-	1.0-1	-	0.5-1	1.0-3	-	-	0.5-1	-	1.0-1	-
Berry, El.	2-3	3.5	-	-	-	-	-	1.0-1	2.0-9	-	0.5-0	-	-	-
Moseley, E.	3-1	3.5	-	-	-	-	0.5-1	-	3.0-11	-	-	-	-	-
Lewis, L.	2-2	3.0	-	-	DNP	-	-	1.0-2	-	-	0.5-5	1.5-9	-	-
Abernathy, M.	3-0	3.0	1.0-1	-	-	-	-	-	-	DNP	1.0-1	1.0-4	-	-
McDowell, C.	3-0	3.0	-	-	-	2.0-2	-	-	DNP	-	-	-	1.0-2	-
O'Brien, D.	3-0	3.0	-	1.0-2	-	1.0-2	1.0-1	-	DNP	DNP	DNP	DNP	DNP	-
Kirkland Jr., D	3-0	3.0	-	1.0-4	DNP	DNP	DNP	DNP	DNP	-	1.0-1	-	1.0-1	-
Mixon, D.	2-1	2.5	-	-	-	0.5-2	-	-	-	-	2.0-18	-	-	-
Osborne, M.	2-0	2.0	-	DNP	-	DNP	-	-	-	1.0-1	1.0-2	-	-	-
Reeves-Maybin	1-2	2.0	-	1.5-2	0.5-1	-	DNP	DNP	DNP	DNP	DNP	DNP	DNP	-
Kelly Jr., T.	2-0	2.0	-	-	-	-	1.0-4	-	-	1.0-7	-	-	DNP	-
Sutton, C.	2-0	2.0	1.0-4	1.0-5	-	DNP	DNP	DNP	DNP	DNP	DNP	-	-	-
Bynum, K.	1-1	1.5	-	-	0.5-0	-	-	-	-	-	-	1.0-1	-	-
Kongbo, J.	1-0	1.0	-	-	-	-	-	-	-	-	-	-	1.0-1	-
Folger, C.	1-0	1.0	DNP	DNP	DNP	DNP	DNP	DNP	DNP	DNP	1.0-1	DNP	DNP	-
Tuttle, S.	1-0	1.0	DNP	-	-	-	-	-	-	1.0-1	-	-	-	-
Phillips, K.	1-0	1.0	DNP	-	-	-	DNP	-	-	1.0-1	-	-	-	-
Taylor, D.	1-0	1.0	DNP	-	-	DNP	DNP	DNP	-	DNP	1.0-1	-	-	-
Berry, Ev.	0-2	1.0	-	-	-	-	0.5-1	-	-	-	0.5-1	DNP	DNP	-
Warrior, N.	1-0	1.0	-	-	-	-	-	-	-	-	1.0-1	-	-	-
Foreman, M.	0-1	0.5	0.5-1	-	DNP	-	-	-	DNP	DNP	DNP	-	-	-
Williams, P.	0-1	0.5	-	-	0.5-1	-	-	-	DNP	DNP	DNP	DNP	DNP	-
McKenzie, K.	0-1	0.5	-	-	-	-	-	0.5-1	-	DNP	DNP	DNP	DNP	-
Picou, Q.	0-1	0.5	DNP	-	DNP	DNP	DNP	DNP	-	DNP	0.5-1	-	-	-
Bain, P.	0-1	0.5	DNP	DNP	DNP	DNP	DNP	DNP	DNP	DNP	0.5-2	DNP	DNP	-

2016 STATISTICS

DEFENSIVE GAME-BY-GAME

INTERCEPTION RETURNS

Player	No-Yds	APP ST	VT	OHIO	UF	UGA	T. A&M	ALA	SC	TTU	UK	MIZZOU	VU
Kelly Jr., T.	2-10	-	-	-	1-1	-	1-9	-	-	-	-	DNP	-
Abernathy, M.	1-26	-	-	-	-	-	-	-	DNP	-	-	1-26	-
Jennings, J.	1-0	-	-	-	-	-	-	-	-	-	1-0	-	-
Barnett, D.	1-7	-	-	-	-	-	-	1-7	-	-	-	-	-
Kongbo, J.	1-59	-	-	-	-	-	-	-	-	-	-	1-59	-
Foreman, M.	1-0	-	-	DNP	-	1-0	-	DNP	DNP	DNP	-	-	-
Sutton, C.	1-0	1-0	-	-	DNP	DNP	DNP	DNP	DNP	DNP	-	-	-
Jumper, C.	1-0	-	-	-	-	-	1-0	-	-	-	-	-	-
McDowell, C.	1-18	-	-	-	-	-	-	DNP	-	1-18	-	-	-

FUMBLES FORCED

Player	No-Yds	APP ST	VT	OHIO	UF	UGA	T. A&M	ALA	SC	TTU	UK	MIZZOU	VU
Barnett, D.	2	-	-	-	-	1	-	1	-	-	-	-	-
Jumper, C.	1	-	-	-	-	1	-	-	-	-	-	-	-
Foreman, M.	1	-	-	DNP	-	-	1	DNP	DNP	DNP	-	-	-
Griffin, S.	1	-	-	-	-	DNP	-	-	-	DNP	1	-	-
Kelly Jr., T.	1	-	1	-	-	-	-	-	-	-	-	DNP	-
Vickers, K.	1	-	1	-	-	-	-	-	-	-	-	-	-

FUMBLES RECOVERED

Player	No-Yds	APP ST	VT	OHIO	UF	UGA	T. A&M	ALA	SC	TTU	UK	MIZZOU	VU
Abernathy, M.	3	-	3	-	-	-	-	-	DNP	-	-	-	-
Bates, D.	2	-	-	-	1	-	-	-	-	-	-	1	-
Vereen, C.	2	-	1	-	-	1	-	-	-	-	-	-	-
TEAM	2	-	-	-	-	-	1	-	-	-	-	1	-
Lewis, L.	1	-	-	DNP	-	-	-	-	-	-	1	-	-
Picou, Q.	1	DNP	-	DNP	DNP	DNP	DNP	1	DNP	-	-	-	-
Tuttle, S.	1	DNP	1	-	-	-	-	-	-	DNP	DNP	DNP	-

SPECIAL TEAMS GAME-BY-GAME

PUNT RETURNS

Player	No-Yds/TD	APP ST	VT	OHIO	UF	UGA	T. A&M	ALA	SC	TTU	UK	MIZZOU	VU
Kamara, A.	18-184	-	-	4-5	6-61	3-50	3-8	2-60	DNP	DNP	-	-	-
Callaway, M.	2-114	DNP	DNP	DNP	DNP	DNP	DNP	DNP	-	2-114	-	-	-
Smith, Jo.	6-35	-	-	DNP	-	-	1-16	-	2-10	1-2	1-8	1-3	-
Sutton, C.	5-31	3-0	1-14	-	DNP	DNP	DNP	DNP	DNP	DNP	-	1-17	-
TEAM	1-2	-	1-2	-	-	-	-	-	-	-	-	-	-

KICK RETURNS

Player	No-Yds/TD	APP ST	VT	OHIO	UF	UGA	T. A&M	ALA	SC	TTU	UK	MIZZOU	VU
Berry, Ev.	14-460	1-41	-	1-19	1-43	3-75	3-65	3-91	2-126	-	DNP	DNP	-
Byrd, T.	6-130	-	-	-	-	-	-	1-25	-	1-31	2-31	2-43	-
Abernathy, M.	5-108	-	-	3-63	-	2-45	-	-	-	-	-	-	-
Osborne, M.	4-79	-	DNP	-	DNP	-	-	-	1-24	-	3-55	-	-
Sutton, C.	1-19	-	-	1-19	DNP	DNP	DNP	DNP	DNP	DNP	-	-	-
Kamara, A.	1-16	-	-	-	-	-	1-16	-	DNP	DNP	-	-	-
TEAM	1-2	-	-	-	-	-	-	-	-	-	1-2	-	-

FIELD GOALS

Player	No-Yds (Long)	APP ST	VT	OHIO	UF	UGA	T. A&M	ALA	SC	TTU	UK	MIZZOU	VU
Medley, A.	8-12 (42)	2-2 (39)	1-2 (34)	0-1 (0)	1-1 (28)	---	1-1 (34)	1-1 (37)	0-1 (0)	2-2 (42)	0-1 (0)	-	-

PUNTING

Player	No-Yds-Avg.	APP ST	VT	OHIO	UF	UGA	T. A&M	ALA	SC	TTU	UK	MIZZOU	VU
Daniel, T.	62-2782-44.9	6-295-49.2	6-255-42.5	6-236-39.3	5-216-43.2	6-215-35.8	6-271-45.2	10-483-48.3	6-294-49.0	3-137-45.7	4-195-48.8	4-185-46.2	-

2016 VIDEO REVIEWS

REVIEWS IN UT'S FAVOR: 13 NOT IN UT'S FAVOR: 18

- Officials reviewed Jalen Reeves-Maybin's first-quarter tackle of App State punt returner Jaquil Capel, upholding the original penalty called for targeting. Reeves-Maybin was ejected. (UPHELD)
- In the second quarter vs. App State, a pass reception by Josh Smith was reviewed and overturned, resulting in an incomplete pass. (REVERSED)
- Regulation time expired on an Appalachian State offensive play. Officials reviewed the play, and the call on the field was confirmed. (UPHELD)
- Officials ruled that Jalen Hurd recovered Joshua Dobbs' fumble in the end zone during overtime vs. App State. The play was reviewed and confirmed, resulting in Tennessee's winning touchdown in overtime. (UPHELD)
- Officials reviewed and confirmed a Virginia Tech fumble that was recovered by Corey Vereen. (UPHELD)
- Officials reviewed a muffed Virginia Tech punt that was recovered by Micah Abernathy and confirmed the call on the field. (UPHELD)
- Micah Abernathy fumbled on a first-quarter kickoff return vs. Ohio and Tennessee recovered on the sideline at its own 34. The play was reviewed and officials marked the ball at the 30, ruling the ball could not be advanced forward by a fumble. (REVERSED)
- An 18-yard TD pass from Joshua Dobbs to Jauan Jennings was reviewed vs. Ohio. Officials overturned the call, ruling Jennings' hand touched out of bounds at the one. (REVERSED)
- On a pass play from Ohio's Greg Windham to Troy Mangan in the fourth quarter, officials originally ruled the Bobcats were a yard short of first down. The spot of the ball was reviewed, and officials overturned the call, moving the ball upfield another yard and give Ohio the first down. (REVERSED)
- A one-yard touchdown rush by Florida's Jordan Scarlett was reviewed following an illegal substitution flag on the Tennessee defense. The ruling on the field was upheld to give UF a 20-0 lead in the second quarter. (UPHELD)
- An incomplete forward pass by Joshua Dobbs was reviewed in the second quarter vs. Georgia. Upon review, the call was upheld and Georgia received an illegal substitution penalty. (UPHELD)
- Originally ruled a 4-yard rushing touchdown by Joshua Dobbs, vs. Georgia, the play was reviewed and upheld in the second quarter. (UPHELD)
- Ruled a catch by UT's Josh Smith in the third quarter vs. Georgia, the ruling on the field was overturned. (REVERSED)
- Originally ruled an incomplete pass from Texas A&M's Trevor Knight, the call was changed to an illegal forward pass and loss of down for the Aggies. (REVERSED)
- Following a Tennessee punt in the second quarter, the ruling on the field was the ball was downed at the one-yard line. Upon further review, the ruling on the field was confirmed. (UPHELD)

- Originally ruled a personal foul (targeting) against UT's Nigel Warrior in the first half, the call was upheld. Warrior was disqualified for the remainder of the game. (UPHELD)
- A Texas A&M punt ruled down at the 7-yard line was reviewed and reversed, placing the ball on the 17.5-yard line where it was sited out of bounds for a UT first down. (REVERSED)
- Ruled an interception by Todd Kelly Jr. against Texas A&M in the fourth quarter, further review deemed the ball hit the ground before being caught and was changed to an incomplete pass. (REVERSED)
- Originally ruled a complete pass by Texas A&M's Trevor Knight to Christian Kirk to the Tennessee one-yard line, the call on the field was confirmed. (UPHELD)
- Originally called a touchback following a Trevor Daniel 70-yard punt vs. South Carolina, the ruling on the field was confirmed following official review. (UPHELD)
- Ruled a complete pass from Joshua Dobbs to Jauan Jennings for 26 yards in the third quarter vs. USC, the ruling on the field was reversed to an incomplete pass. (REVERSED)
- Originally ruled targeting by South Carolina's D.J. Smith following a Jauan Jennings 25-yard reception in the fourth quarter, the ruling was upheld and Tennessee took the ball on its own 48-yard line. (UPHELD)
- Yeedee Thaanrat of TTU was credited with a pass reception and fumble, which was recovered by Tennessee's Nigel Warrior and returned 10 yards. The play was reviewed and overturned. (REVERSED)
- Tennessee Tech defensive back Maleek Hall was flagged for targeting on a hit on Tennessee's Tyler Byrd. The play was reviewed and overturned. (REVERSED)
- Officials ruled that Tennessee Tech quarterback Colby Brown fumbled and Tennessee recovered. The play was reviewed and overturned. (REVERSED)
- Originally ruled short of the goal line, a 35-yard run by UT's Josh Dobbs was reviewed and the ruling stood, giving Tennessee the ball at UK's one-yard line. (UPHELD)
- A John Kelly rush for no gain was confirmed and the ruling on the field stood in the first quarter. (UPHELD)
- Ruled an incomplete pass from Kentucky's Stephen Johnson to Blake Bone, the call was overturned and changed to a complete pass at the 14-yard line, good for a 37-yard completion. (REVERSED)
- Originally ruled a fumble recovery by Tennessee in UT territory, the call was confirmed to give the Vols possession at their own 19-yard line. (UPHELD)
- Originally ruled a complete catch by UT's Brandon Johnson after being forced out of bounds by a Mizzou defender, the ruling on the field was confirmed to give the Vols a first down at the Mizzou 39-yard line. (UPHELD)
- Ruled a three-yard rush by Alvin Kamara to the Missouri 36-yard line, the ruling on the field was upheld following review. (UPHELD)

2016 STATISTICS

PARTICIPATION GAME-BY-GAME

PARTICIPATION

No.	Player	GP/GS	APP ST	VT	OHIO	UF	UGA	T. A&M	ALA	SC	TTU	UK	MIZZOU	VU
22	Abernathy, M.	10/8	FS	FS	FS	FS	FS	X	FS	DNP	X	FS	FS	-
97	Bain, P.	1/-	DNP	DNP	DNP	DNP	DNP	DNP	DNP	DNP	X	DNP	DNP	-
9	Barnett, D.	11/11	RE	RE	RE	RE	RE	RE	RE	RE	RE	RE	RE	-
17	Bates, D.	11/-	X	X	X	X	X	X	X	X	X	X	X	-
41	Berry, El.	11/4	X	X	X	X	X	X	WLB	X	WLB	WLB	WLB	-
29	Berry, Ev.	9/3	X	X	X	X	X	FS	X	SS	FS	DNP	DNP	-
35	Bituli, D.	7/-	DNP	DNP	DNP	X	X	X	X	X	X	X	DNP	-
50	Boulware, V.	6/2	DNP	X	DNP	X	DNP	X	LG	DNP	X	DNP	RG	-
36	Bryant, G.	9/-	X	X	X	X	X	X	DNP	DNP	X	X	X	-
28	Buchanan, B.	11/2	X	X	X	X	X	X	RCB	RCB	X	X	X	-
51	Bynum, K.	11/1	X	X	X	X	SLB	X	X	X	X	X	X	-
10	Byrd, T.	11/-	X	X	X	X	X	X	X	X	X	X	X	-
9	Callaway, M.	4/-	DNP	DNP	DNP	DNP	DNP	DNP	DNP	X	X	X	X	-
18	Croom, J.	10/4	DNP	X	X	TE	X	X	X	TE	X	TE	TE	-
93	Daniel, T.	11/-	X	X	X	X	X	X	X	X	X	X	X	-
11	Dobbs, J.	11/11	QB	QB	QB	QB	QB	QB	QB	QB	QB	QB	QB	-
12	Dormady, Q.	4/-	DNP	X	DNP	DNP	DNP	DNP	X	DNP	X	DNP	X	-
35	Dowdy, T.	2/-	DNP	X	DNP	DNP	DNP	DNP	DNP	DNP	X	DNP	DNP	-
87	Fetzner, L.	1/-	DNP	DNP	DNP	DNP	DNP	DNP	DNP	DNP	X	DNP	DNP	-
27	Fils-Aime, C.	7/-	DNP	X	DNP	DNP	DNP	X	X	X	X	X	X	-
90	Folger, C.	1/-	DNP	DNP	DNP	DNP	DNP	DNP	DNP	DNP	X	DNP	DNP	-
13	Foreman, M.	7/5	NK	NK	DNP	X	RCB	LCB	DNP	DNP	DNP	X	RCB	-
30	Foster, H.	1/-	DNP	DNP	DNP	DNP	DNP	DNP	DNP	DNP	X	DNP	DNP	-
33	Gatewood, M.	1/-	DNP	DNP	DNP	DNP	DNP	DNP	DNP	DNP	X	DNP	DNP	-
7	Gaulden, R.	11/8	X	X	NK	NK	X	NK	NK	NK	NK	NK	NK	-
19	George, J.	7/1	DNP	X	X	X	DNP	DNP	WR	DNP	X	X	X	-
26	Griffin, S.	9/-	X	X	X	X	DNP	X	X	X	DNP	X	X	-
76	Hall, C.	6/6	DNP	DNP	DNP	RT	RT	RT	RT	RT	RT	DNP	DNP	-
31	Henry, P.	11/-	X	X	X	X	X	X	X	X	X	X	X	-
1	Hurd, J.	7/7	RB	RB	RB	RB	RB	DNP	RB	RB	DNP	DNP	DNP	-
15	Jennings, J.	11/8	X	WR	X	WR	WR	WR	X	WR	WR	WR	WR	-
98	Johnson, A.	1/-	DNP	X	DNP	DNP	DNP	DNP	DNP	DNP	DNP	DNP	DNP	-
17	Johnson, B.	8/-	DNP	DNP	X	DNP	X	X	X	X	X	X	X	-
44	Johnson, Ja.	11/-	X	X	X	X	X	X	X	X	X	X	X	-
66	Jones, J.	9/6	DNP	X	RG	RG	RG	RG	RG	RG	X	X	DNP	-
13	Jones, S.	1/-	DNP	DNP	DNP	DNP	DNP	DNP	DNP	DNP	X	DNP	DNP	-
53	Jumper, C.	11/6	X	X	MLB	MLB	MLB	MLB	MLB	WLB	X	X	X	-
6	Kamara, A.	9/5	X	X	RB	X	X	RB	RB	DNP	DNP	RB	RB	-
24	Kelly Jr., T.	10/10	SS	SS	SS	SS	SS	SS	SS	FS	SS	SS	DNP	-
4	Kelly, J.	10/1	DNP	X	X	X	X	X	X	X	RB	X	X	-
63	Kendrick, B.	11/11	RT	RT	LT	LT	LT	LT	LT	LT	LT	RT	RT	-
34	Kirkland Jr., D	6/6	MLB	MLB	DNP	DNP	DNP	DNP	DNP	MLB	MLB	MLB	MLB	-
1	Kongbo, J.	11/-	X	X	X	X	X	X	X	X	X	X	X	-
24	Lacey, M.	2/-	DNP	DNP	DNP	DNP	DNP	DNP	DNP	X	X	DNP	DNP	-
33	Lewis, J.	2/-	DNP	DNP	DNP	DNP	DNP	DNP	DNP	DNP	X	X	DNP	-
4	Lewis, L.	10/4	LE	LE	DNP	X	X	X	X	X	X	DT	DT	-
36	Linde, G.	1/-	DNP	DNP	DNP	DNP	DNP	DNP	DNP	X	DNP	DNP	DNP	-
46	Lovingood, R.	11/-	X	X	X	X	X	X	X	X	X	X	X	-
3	Malone, J.	11/11	WR	WR	WR	WR	WR	WR	WR	WR	WR	WR	WR	-
8	Martin, J.	9/2	X	X	DNP	LCB	DNP	X	X	X	LCB	X	X	-
20	McDowell, C.	10/2	X	X	X	X	WLB	WLB	DNP	X	X	X	X	-
99	McKenzie, K.	7/1	X	X	X	X	X	X	DT	DNP	DNP	DNP	DNP	-
52	Medford, E.	11/-	X	X	X	X	X	X	X	X	X	X	X	-
25	Medley, A.	11/-	X	X	X	X	X	X	X	X	X	X	X	-
40	Mixon, D.	11/-	X	X	X	X	X	X	X	X	X	X	X	-
12	Moseley, E.	11/10	RCB	RCB	RCB	RCB	LCB	RCB	LCB	LCB	RCB	LCB	X	-
78	Mosley, C.	4/-	X	X	DNP	DNP	DNP	DNP	X	DNP	X	DNP	DNP	-
95	O'Brien, D.	6/6	DT	DT	DT	DT	DT	DT	DNP	DNP	DNP	DNP	DNP	-
3	Osborne, M.	9/-	X	DNP	X	DNP	X	X	X	X	X	X	X	-
5	Phillips, K.	9/1	DNP	X	X	X	DNP	X	X	X	DT	X	X	-
55	Picou, Q.	5/-	DNP	X	DNP	DNP	DNP	DNP	X	DNP	X	X	X	-
21	Reeves-Maybin	4/4	WLB	WLB	WLB	WLB	DNP	DNP	DNP	DNP	DNP	DNP	DNP	-
51	Richmond, D.	7/4	LT	LT	X	DNP	DNP	DNP	X	DNP	X	LT	LT	-
75	Robertson, J.	11/10	LG	LG	LG	LG	LG	LG	X	LG	LG	LG	LG	-
38	Rochell, J.	1/-	DNP	DNP	DNP	DNP	DNP	DNP	DNP	DNP	X	DNP	DNP	-
60	Sanders, A.	10/-	DNP	X	X	X	X	X	X	X	X	X	X	-
14	Sapp, Q.	2/-	X	DNP	X	DNP	DNP	DNP	DNP	DNP	DNP	DNP	DNP	-
25	Smith, Jo.	10/6	WR	WR	DNP	X	WR	WR	X	WR	WR	X	X	-
23	Sutton, C.	5/5	LCB	LCB	LCB	DNP	DNP	DNP	DNP	DNP	DNP	RCB	LCB	-
68	Tatum, M.	2/-	DNP	DNP	DNP	DNP	DNP	DNP	X	DNP	X	DNP	DNP	-
19	Taylor, D.	6/-	DNP	X	X	DNP	DNP	DNP	X	DNP	X	X	X	-
55	Thomas, C.	9/7	C	C	RT	X	DNP	X	C	DNP	C	RG	C	-
2	Tuttle, S.	7/1	DNP	X	X	X	X	X	X	DT	DNP	DNP	DNP	-
50	Vereen, C.	11/9	X	X	LE	LE	LE	LE	LE	LE	LE	LE	LE	-
39	Vickers, K.	11/11	DT	DT	DT	DT	DT	DT	DT	DT	DT	DT	DT	-
18	Warrior, N.	11/1	X	X	X	X	X	X	X	X	X	X	SS	-
71	Wiesman, D.	9/9	RG	RG	C	C	C	C	DNP	C	RG	C	DNP	-
30	Williams, D.	2/-	DNP	DNP	DNP	DNP	DNP	DNP	DNP	DNP	X	DNP	X	-
7	Williams, P.	6/2	WR	X	WR	X	X	X	DNP	DNP	DNP	DNP	DNP	-
80	Wolf, El.	6/-	X	X	X	DNP	X	DNP	DNP	X	X	DNP	DNP	-
82	Wolf, Et.	11/10	TE	TE	TE	TE	TE	TE	TE	X	TE	TE	TE	-

Starts indicated by position; X-Played; DNP-Did Not Play

2016 TEAM SUPERLATIVES

TENNESSEE HIGHS AND LOWS

Points Scored	63	Missouri
Low	10	Alabama
First Downs	29	Texas A&M, Kentucky
Low	11	Alabama
Rushing Attempts	51	Texas A&M
Low	25	Tennessee Tech
Rushing Yards	386	Missouri
Low	32	Alabama
Rushing TDs	5	Missouri
Low	1	Appalachian State, Florida, Georgia, Alabama, S. Carolina
Passes Attempted	48	Texas A&M
Low	18	Kentucky
Passes Completed	29	Texas A&M
Low	10	Virginia Tech
Had Intercepted	2	Florida, Texas A&M, S. Carolina
Low	0	Virginia Tech, Ohio, Tennessee Tech, Missouri
Passing Yards	402	Texas A&M
Low	91	Virginia Tech
Passing TDs	4	Florida
Low	0	Alabama
Total Offensive Plays	99	Texas A&M
Low	52	Tennessee Tech
Total Offensive Yards	684	Texas A&M
Low	163	Alabama
Fumbles	6	Texas A&M
Low	0	Alabama, Tennessee Tech, Missouri
Fumbles Lost	5	Texas A&M
Low	0	Virginia Tech, Ohio, Florida, Alabama, Tenn. Tech, Missouri
Penalties	12	Texas A&M
Low	1	Alabama
Penalty Yards	94	Ohio
Low	10	Alabama
QB Sacks by	6	South Carolina
Low	0	Appalachian State, Ohio

2016 INDIVIDUAL SUPERLATIVES

MOST BY A VOL...

Rushes	28	Jalen Hurd vs Appalachian State (Sept 1, 2016)
Yards Rushing	190	Joshua Dobbs vs Missouri (Nov 19, 2016)
TD Rushes	2	Joshua Dobbs vs Virginia Tech (Sep 10, 2016)
		Alvin Kamara at Texas A&M (Oct 08, 2016)
		Carlin Fils-Aime vs Tennessee Tech (Nov. 5, 2016)
		Alvin Kamara vs Kentucky (Nov 12, 2016)
		Joshua Dobbs vs Kentucky (Nov 12, 2016)
		Alvin Kamara vs Missouri (Nov 19, 2016)
		Joshua Dobbs vs Missouri (Nov 19, 2016)
Long Rush	73	John Kelly vs Tennessee Tech (Nov. 5, 2016)
Pass attempts	47	Joshua Dobbs at Texas A&M (Oct 08, 2016)
Pass completions	28	Joshua Dobbs at Texas A&M (Oct 08, 2016)
Yards Passing	398	Joshua Dobbs at Texas A&M (Oct 08, 2016)
TD Passes	4	Joshua Dobbs vs Florida (Sep 24, 2016)
Long Pass	67	Joshua Dobbs vs Appalachian State (Sept 1, 2016)
		Joshua Dobbs vs Florida (Sep 24, 2016)
Receptions	8	Alvin Kamara at Texas A&M (Oct 08, 2016)
Yards Receiving	161	Alvin Kamara at Texas A&M (Oct 08, 2016)
TD Receptions	2	Josh Malone vs Ohio (Sep 17, 2016)
		Josh Malone vs Tennessee Tech (Nov. 5, 2016)
		Jauan Jennings vs Missouri (Nov 19, 2016)
Long Reception	67	Josh Malone vs Appalachian State (Sept 1, 2016)
		Jauan Jennings vs Florida (Sep 24, 2016)
Field Goals	2	Aaron Medley vs Appalachian State (Sept 1, 2016)
		Aaron Medley vs Tennessee Tech (Nov. 5, 2016)
Long Field Goal	42	Aaron Medley vs Tennessee Tech (Nov. 5, 2016)
Punts	10	Trevor Daniel vs Alabama (Oct 15, 2016)
Punting Avg	49.2	Trevor Daniel vs Appalachian State (Sept 1, 2016)
Long Punt	70	Trevor Daniel at South Carolina (Oct 29, 2016)
Punts inside 20	5	Trevor Daniel vs Florida (Sep 24, 2016)
Long Punt Return	62	Marquez Callaway vs Tennessee Tech (Nov. 5, 2016)
Long Kickoff Return	100	Evan Berry at South Carolina (Oct 29, 2016)
Tackles	13	Jalen Reeves-Maybin vs Virginia Tech (Sep 10, 2016)
Sacks	3.0	Derek Barnett at South Carolina (Oct 29, 2016)
Tackles For Loss	3.0	Derek Barnett vs Florida (Sep 24, 2016)
		Emmanuel Moseley vs Alabama (Oct 15, 2016)
		Derek Barnett at South Carolina (Oct 29, 2016)
		Corey Vereen vs Kentucky (Nov 12, 2016)
Interceptions	1	Cameron Sutton vs Appalachian State (Sept 1, 2016)
		Todd Kelly Jr. vs Florida (Sep 24, 2016)
		Malik Foreman at Georgia (Oct 1, 2016)
		Todd Kelly Jr. at Texas A&M (Oct 08, 2016)
		Colton Jumper at Texas A&M (Oct 08, 2016)
		Derek Barnett vs Alabama (Oct 15, 2016)
		Cortez McDowell vs Tennessee Tech (Nov. 5, 2016)
		Jauan Jennings vs Kentucky (Nov 12, 2016)
		Jonathan Kongbo vs Missouri (Nov 19, 2016)
		Micah Abernathy vs Missouri (Nov 19, 2016)

TENNESSEE'S LONG PLAYS

Rushing	73	John Kelly vs Tennessee Tech
Passing	67	Joshua Dobbs to Josh Malone vs. Appalachian State
		Joshua Dobbs to Jauan Jennings vs. Florida
Field Goal	42	Aaron Medley vs Tennessee Tech
Punt	70	Trevor Daniel at South Carolina
Punt Return	62	Marquez Callaway vs Tennessee Tech
Kickoff Return	100	Evan Berry at South Carolina
Interception Return	59	Jonathan Kongbo vs. Missouri
Fumble Return	--	--

OPPONENT HIGHS AND LOWS

Points Scored	49	Alabama
Low	0	Tennessee Tech
First Downs	41	Missouri
Low	14	Tennessee Tech
Rushing Attempts	67	Missouri
Low	30	Ohio
Rushing Yards	443	Kentucky
Low	60	Tennessee Tech
Rushing TDs	5	Alabama
Low	0	Ohio, Tennessee Tech
Passes Attempted	46	Ohio
Low	21	South Carolina
Passes Completed	23	Ohio, Florida
Low	12	Kentucky
Had Intercepted	2	Texas A&M, Missouri
Low	0	Virginia Tech, Ohio, South Carolina
Passing Yards	320	Missouri
Low	108	Appalachian State
Passing TDs	3	Florida
Low	0	Tennessee Tech, Kentucky
Total Offensive Plays	110	Missouri
Low	66	Appalachian State
Total Offensive Yards	740	Missouri
Low	224	Tennessee Tech
Fumbles	5	Virginia Tech
Low	0	South Carolina
Fumbles Lost	5	Virginia Tech
Low	0	Appalachian State, Ohio, S. Carolina, Tennessee Tech
Penalties	9	Florida
Low	5	Appalachian State, Ohio, Alabama, Tennessee Tech
Penalty Yards	101	Virginia Tech
Low	30	Ohio
QB Sacks by	4	Texas A&M
Low	0	Tennessee Tech

MOST BY AN OPPONENT...

Rushes	31	Witter, I., vs Missouri (Nov 19, 2016)
Yards Rushing	225	Crockett, D., vs Missouri (Nov 19, 2016)
TD Rushes	3	Trevor Knight, at Texas A&M (Oct 08, 2016)
		Hurts, J., vs Alabama (Oct 15, 2016)
Long Rush	85	Scarborough, B., vs Alabama (Oct 15, 2016)
Pass attempts	46	Windham, G., vs Ohio (Sep 17, 2016)
Pass completions	23	Windham, G., vs Ohio (Sep 17, 2016)
		Appleby, A., vs Florida (Sep 24, 2016)
Yards Passing	320	Lock, D., vs Missouri (Nov 19, 2016)
TD Passes	3	Appleby, A., vs Florida (Sep 24, 2016)
Long Pass	51	Appleby, A., vs Florida (Sep 24, 2016)
Receptions	9	Smith, S., vs Ohio (Sep 17, 2016)
		Byrd, D., vs Tennessee Tech (Nov. 5, 2016)
		Moore, J'Mon, vs Missouri (Nov 19, 2016)
Yards Receiving	156	Smith, S., vs Ohio (Sep 17, 2016)
TD Receptions	1	Cox, M., vs Appalachian State (Sept 1, 2016)
		Rogers, S., vs Virginia Tech (Sep 10, 2016)
		Reid, J., vs Ohio (Sep 17, 2016)
		Cronkrite, J., vs Florida (Sep 24, 2016)
		Goolsby, D., vs Florida (Sep 24, 2016)
		Swain, F., vs Florida (Sep 24, 2016)
		Riley Ridley, at Georgia (Oct 1, 2016)
		Isaac Nauta, at Georgia (Oct 1, 2016)
		Christian Kirk, at Texas A&M (Oct 08, 2016)
		Josh Reynolds, at Texas A&M (Oct 08, 2016)
		Stewart, A., vs Alabama (Oct 15, 2016)
		Bryan Edwards, at South Carolina (Oct 29, 2016)
		K.C. Crosby, at South Carolina (Oct 29, 2016)
		Mason, D., vs Missouri (Nov 19, 2016)
Long Reception	51	Callaway, A., vs Florida (Sep 24, 2016)
Field Goals	4	Zervos, L., vs Ohio (Sep 17, 2016)
Long Field Goal	38	Zervos, L., vs Ohio (Sep 17, 2016)
Punts	10	Shane Tripucka, at Texas A&M (Oct 08, 2016)
Punting Avg	50.0	Scott, JK, vs Alabama (Oct 15, 2016)
Long Punt	62	Scott, JK, vs Alabama (Oct 15, 2016)
		Sean Kelly, at South Carolina (Oct 29, 2016)
Punts inside 20	6	Shane Tripucka, at Texas A&M (Oct 08, 2016)
Long Punt Return	79	Jackson, E., vs Alabama (Oct 15, 2016)
Long Kickoff Return	46	Reggie Davis, at Georgia (Oct 1, 2016)
Tackles	15	Motuapauka, A., vs Virginia Tech (Sep 10, 2016)
Sacks	1.5	Ekanem, K., vs Virginia Tech (Sep 10, 2016)
Tackles For Loss	2.5	Natrez Patrick, at Georgia (Oct 1, 2016)
		Denzil Ware, vs Kentucky (Nov 12, 2016)
Interceptions	2	Jamarcus King, at South Carolina (Oct 29, 2016)

OPPONENT'S LONG PLAYS

Rushing	85	B. Scarborough vs. Alabama
Passing	51	Austin Appleby to Antonio Callaway vs. Florida
Field Goal	38	Louie Zervos vs. Ohio
Punt	62	JK Scott vs. Alabama
		Sean Kelly at South Carolina
Punt Return	79	E. Jackson vs. Alabama
Kickoff Return	46	Reggie Davis at Georgia
Interception Return	58	Ronnie Harrison vs. Alabama
Fumble Return	--	--

2016 STATISTICS

THE LAST TIME TENNESSEE...

INDIVIDUAL

Rushed for 100 yards - 190, Joshua Dobbs, & 101, John Kelly, vs. Missouri, 11/19/16
Rushed for 200 yards - 223, Arian Foster vs. Vanderbilt, 11/19/05
Rushed for 250 yards - 294, Chuck Webb vs. Mississippi, 11/18/89
A QB Rushed for 100 yards - 190, Joshua Dobbs vs. Missouri, 11/19/16
Passed for 300 yards - 398, Joshua Dobbs at Texas A&M, 10/8/16
Passed for 400 yards - 404, Tyler Bray vs. Missouri, 11/10/12
Passed for 500 yards - 530, Tyler Bray vs. Troy, 11/3/12
Had 100 yards receiving - 112, Josh Malone vs. Tennessee Tech, 11/5/16
Had 150 yards receiving - 161, Alvin Kamara at Texas A&M, 10/8/16
Had 200 yards receiving - 219, Cordarrelle Patterson, vs. Troy, 11/3/12
Returned inside kick for TD - 44, Bret Smith at S. Carolina, 10/30/04
Returned conventional kickoff for TD - 100, Evan Berry at South Carolina, 10/29/16
Returned kickoff 100 yards - Evan Berry at South Carolina, 10/29/16
Returned punt for TD - 62, Marquez Callaway vs. Tennessee Tech, 11/5/16
Returned punt at least 75 yards - 85, Cameron Sutton vs. Vanderbilt, 11/28/15 (TD)
Had a rushing + punt return TD in same game - Alvin Kamara vs. WCU, 9/19/15 (2, 50)
Returned INT for TD - 59 yards, Jonathan Kongbo vs. Missouri, 11/19/16
Returned a fumble for TD - 0, Corey Vereen at Georgia, 10/1/16
Returned PAT for a score - 97, Floyd Miley vs. Mississippi, 11/17/90 (blocked kick return)
Rushed for three TDs - 3, Jalen Hurts vs. Bowling Green, 9/5/15
Rushed for four TDs - 4, James Stewart at Georgia, 9/10/94
Threw four TD passes - 4, Joshua Dobbs vs. Florida, 9/24/16
Caught three TD passes - 3, Justin Hunter vs. Troy, 11/3/12
Made four FGs - 4, Aaron Medley at Missouri, 11/21/15
Had an 80-yard run - 87, LaMarcus Coker at Vanderbilt, 11/18/06
Had an 80-yard completion - 81, Tyler Bray to Justin Hunter vs. Montana, 9/4/11
Had 20+ tackles - 21, Jalen Reeves-Maybin vs. Oklahoma, 9/12/15
Recorded three sacks - 3.0, Derek Barnett at South Carolina, 10/29/16
Forced two fumbles - 2, Rico McCoy vs. South Carolina, 10/31/09
Intercepted two passes - 2, Todd Kelly Jr. vs. Oklahoma 9/12/15
Intercepted three passes - 3, Deon Grant vs. Auburn 10/2/99
Made a 50-yard FG - 51, Michael Palardy at Missouri, 11/2/13

TEAM

Shut out an opponent - 55-0 vs. Tennessee Tech, 11/5/16
Shut out consecutive opponents - at Vanderbilt and vs. Kentucky, 11/23-30/02 (24-0)
Rushed for more than 300 yards - 386, vs. Missouri, 11/19/16 (45 att.)
Rushed for more than 400 yards - 406, vs. Vanderbilt, 11/26/94 (60 att.)
Passed for more than 300 yards - 376, vs. Kentucky, 11/12/16 (41 att.)
Passed for more than 400 yards - 402, at Texas A&M, 10/8/16 (48 att.)
Had more than 500 yards total off. - 609, vs. Missouri, 11/19/16 (386 rush, 223 pass)
Had more than 600 yards total off. - 609, vs. Missouri, 11/19/16 (386 rush, 223 pass)
Scored 50 points - 63, vs. Missouri, 11/19/16 (Score: 63-37)
Scored 60 points - 63, vs. Missouri, 11/19/16 (Score: 63-37)
Scored 70 points - 70, vs. Louisiana-Monroe, 9/23/00 (Score: 70-3)
Scored 30+ points in a quarter - vs. Western Carolina, 9/19/15 (2nd quarter, 31 points)
Scored 35+ points in a quarter - Arkansas, 11/22/00 (1st quarter, 35 points)
Failed to rush for 100 yards - 32, vs. Alabama, 10/15/16 (32 att.)
Failed to pass for 100 yards - 91, vs. Virginia Tech, 9/10/16 (10-of-19)
Held opponent to fewer than 100 yards rushing - 60, vs. Tenn. Tech, 11/5/16 (38 att.)
Held opponent to fewer than 100 yards passing - 90, vs. Western Carolina, 9/19/15 (11-of-22)
Held opponent to fewer than 100 yards total off. - 83, vs. W. Ky, 9/5/09 (34 rush, 49 pass)
Held opponent without a TD - vs. Tennessee Tech, 11/5/16 (Score: Tennessee 55-0)
Failed to get a first down - vs. Auburn, 9/27/58 (Score: Auburn 13-0)
Scored a safety - vs. Vanderbilt 11/28/15 (Derek Barnett sack)
Committed no turnovers - vs. Missouri, 11/19/16
Forced opponent into five turnovers - vs. Virginia Tech, 9/10/16
Committed no penalties - vs. Austin Peay, 8/31/13
Never had to punt - vs. Western Ky, 9/5/09 (15 off. possessions in 63-7 win)
Blocked a punt - vs. Georgia, 10/5/13 (Jalen Reeves-Maybin)
Returned blocked punt for TD - 15 vs. Georgia, 10/5/13 (Devaun Swafford)
Blocked a field goal - Arkansas, 10/3/15 (Shy Tuttle)
Returned blocked FG for TD - 90 vs. S. Carolina, 10/28/95 (Tyrone Hines)
Returned punt and kickoff for TD in same game - at Kentucky, 10/31/15 (Evan Berry 100-yard KR; Cameron Sutton 84-yard PR)
Blocked a PAT - Auburn, 11/9/13 (Daniel McCullers on PAT)
Faked a punt - at Vanderbilt, 11/17/12 (Michael Palardy incomplete pass)
Successfully faked punt for 1st down - at Alabama, 10/22/11 (M. Palardy pass to A. Anderson)
Faked a FG - vs. Missouri, 11/22/14 (P. Ashford pass to A. Ellis for touchdown)
Attempted 2-pt conversion - at Georgia, 9/27/14 (Worley pass to Helm successful)
Scored 2-pt conversion - at Georgia, 9/27/14 (Worley pass to Helm successful)
Attempted inside kick - vs. Missouri, 11/22/14 (Tennessee recovered; penalty turnover)
Two players w/ 100 yards rushing - J. Dobbs (190) & J. Kelly (101) vs. Missouri (11/19/16)
Three players with 100 yards rushing - J.Stewart (145), A.Hayden (115) & M.Phillips (107) vs. Vanderbilt, 11/30/91
Two players w/ 100 yards passing - J. Dobbs (183) & Q. Dormady (109) vs. TTU, 11/5/16
Two players w/ 100 yards receiving - J. Hunter (141) & M. Rivera (129) vs. Missouri, 11/10/12
Lost OT game - at Texas A&M, 10/8/16 (Score: TAMU 45-38 2OT)
Won OT game - vs. Appalachian State, 9/1/16 (Score: UT 20-13, OT)
Won game on last play - at Georgia, 10/1/16 (UT 34-31, 43-yd TD pass Dobbs to Jennings)
Lost game on last play - OT field goal vs. Georgia, 10/5/13 (Score: UGA 34-31, 1 OT)
Rallied from down 14 to win - at Georgia, 10/1/16 (trailed 17-0 in 2Q & won, 34-31)
Beat ranked opponent - at #25 Georgia, 10/1/16 (Score: Tennessee 34-31)
Beat team ranked in top 15 - vs. #13 Northwestern, 1/1/16 (Score: Tennessee 45-6)
Beat team ranked in top five - at #4 LSU, 9/26/05 (Score: Tennessee 30-27 OT)

THE LAST TIME AN OPPONENT...

INDIVIDUAL

Rushed for 100 yards - 225, Damarea Crockett, & 163, Ish Witter, vs. Missouri, 11/19/16
Rushed for 200 yards - 225, Damarea Crockett vs. Missouri, 11/19/16 (24 attempts)
Rushed for 250 yards - 282, Dexter McCluster, at Mississippi, 11/14/09 (25 attempts)
A QB Rushed for 100 yards - 132, Jalen Hurts, vs. Alabama, 10/15/16
Passed for 300 yards - 320, Drew Lock, vs. Missouri, 11/19/16
Passed for 400 yards - 424, Matt Johnson, vs. Bowling Green, 9/5/15
Passed for 500 yards - Never
Had 100 yards receiving - 134, J'Mon Moore vs. Missouri, 11/19/16 (9 catches)
Had 150 yards receiving - 156, Sebastian Smith vs. Ohio, 9/17/16
Had 200 yards receiving - 233, Pharoah Cooper at South Carolina, 11/1/14
Returned a kickoff for TD - 90, Corey Grant, vs. Auburn, 11/9/13
Returned a kickoff 100 yards - Brandon Boykin, vs. Georgia, 10/10/09
Returned a punt for TD - 79, Eddie Jackson, vs. Alabama, 10/15/16
Returned a blocked punt for TD - 17, Sean Westgate, at UCLA, 9/1/08
Returned an INT for TD - 58, Ronnie Harrison vs. Alabama, 10/15/16
Returned a fumble for TD - 77, Cory Johnson at Kentucky (10/31/15)
Returned an extra point for score - Quinton Reese, Auburn (SEC Championship), 12/6/97 (yardage not recorded)
Returned a punt at least 75 yards - 79, Eddie Jackson, vs. Alabama, 10/15/16 (TD)
Rushed for three TDs - 3, Jalen Hurts, vs. Alabama, 10/15/16
Rushed for four TDs - 4, Dexter McCluster, at Mississippi, 11/14/09
Threw four TD passes - 4, Marcus Mariota, at Oregon, 9/14/13
Caught three TD passes - 3, Josh Reed, at LSU, 9/30/00 (overtime)
Made four FGs - 4, Louie Zervos, Ohio, 9/17/16
Had an 80-yard run - 85, Bo Scarbrough vs. Alabama, 10/15/16
Had an 80-yard completion - 85, Dylan Thompson to Pharoah Cooper at South Carolina (TD), 11/1/14
Recorded three sacks - 5, Alex Brown, at Florida, 9/18/99
Intercepted two passes - 2, Jamarcus King, at South Carolina, 10/29/16
Made a 50-yard FG - 54, Austin MacGinnis, Kentucky, 11/15/14

TEAM

Shut out Tennessee - 31-0, Florida, 9/17/94
Shut out Tennessee in consecutive games - at Kentucky and vs. Vanderbilt, 11/19-26/59 (Scores: 20-0, 14-0)
Rushed for more than 300 yards - 420, vs. Missouri, 11/19/16
Rushed for more than 400 yards - 420, vs. Missouri, 11/19/16
Passed for more than 300 yards - 320, vs. Missouri, 11/19/16
Had more than 600 yards total offense - 635, vs. Kentucky, 11/12/16 (443 rush, 192 pass)
Scored 50 points - 55, Auburn, 11/9/13, (Score: Auburn 55-23)
Scored 60 points - 62, Florida, 11/16/95 (Score: Florida 62-37)
Scored 70 points - 70, Trinity (present-day Duke), 11/4/1893 (Score: Trinity 70-0)
Failed to rush for 100 yards - 60, vs. Tennessee Tech, 11/5/16 (38 att.)
Failed to pass for 100 yards - 90, Western Carolina, 9/19/15 (11-of-22)
Held Tennessee to fewer than 100 yards rushing - 32, vs. Alabama, 10/15/16 (32 att.)
Held Tennessee to fewer than 100 yards passing - 91, vs. Virginia Tech, 9/10/16 (10-19)
Held Tennessee to fewer than 100 yards total offense - 59, vs. Alabama, 10/18/80
Held Tennessee without TD - at Ole Miss, 10/18/14 (Score: Ole Miss 34-3)
Scored a safety - Montana, 9/4/11 (Tauren Poole tackled in end zone)
Blocked a punt - vs. North Texas, 11/14/15 (Calvin Minor)
Returned a blocked punt for TD - 17, at UCLA, 9/1/08 (Sean Westgate)
Blocked a FG - vs. Vanderbilt, 11/23/13 (blocked by Adam Butler)
Blocked two FGs - at Alabama, 10/24/09 (Terrence Cody blocked both)
Returned punt and kickoff for TD in same game - Auburn, 11/9/13 (Chris Davis 85-yard punt return; Corey Grant 90-yard kickoff return)
Faked a punt - North Texas, 11/14/15 (Keena pass 4 to Tucker, unsuccessful)
Successfully faked a punt for first down - Florida, 9/18/10 (Omarius Hines 36 run)
Failed 2-pt conversion - vs. Kentucky, 11/12/16 (Benny Snell rush fumbled)
Scored 2-pt conversion - at Missouri, 11/21/15 (Jason Reese pass from Drew Lock)
Attempted an inside kick - 3 vs. Iowa, 1/2/15 (last Todd Kelly Jr. recovered)
Recovered a successful inside kick - at Mississippi State, 10/13/12
Two players with 100 yards rushing - vs. Missouri, D. Crockett (225), I. Witter (163), 11/19/16
Three players with 100 yards rushing - Mississippi, P. Hofer (119), J. Reed (115), M. Sweet (103), 11/15/75
Two players with 100 yards passing - Troy, Corey Robinson (393) and Deon Anthony (103), 11/3/12
Two players with 100 yards receiving - Oregon, Josh Huff (125) and Johnny Mundt (121), 9/14/13
Won OT game - at Texas A&M, 10/8/16 (Score: TAMU 45-38 2OT)
Lost OT game - vs. Appalachian State, 9/1/16 (Score: UT 20-13, OT)
Beat a ranked Tennessee team - at South Carolina, 10/29/16 (Score: USC 24, #18 UT 21)
Beat a Tennessee team ranked in the top 15 - vs. Alabama, 10/15/16 (Score: #1 UA 49, #9 UT 10)
Beat a Tennessee team ranked in the top five - Florida, 9/17/05 (Score: Florida 16, No. 4 UT 7)

Highlighted - Accomplished during 2016 season

2016 STATISTICS - DRIVE CHARTS

TENNESSEE VS. APPALACHIAN STATE (SEPT. 1)

Team	Qtr	Spot	Drive Started Time	Obtained	Spot	Time	Drive Ended How Lost	Consumed PI-Yds	TOP
APP	1st	A17	15:00	Kickoff	A20	12:39	Punt	3-3	2:21
APP	1st	T36	12:39	Fumble	T00	10:56	*TOUCHDOWN	5-36	1:43
APP	1st	A14	6:08	Kickoff	A25	4:25	Punt	4-11	1:43
APP	1st	A34	3:09	Punt	A30	1:35	Punt	3-4	1:34
APP	2nd	A23	14:53	Punt	T00	8:53	*TOUCHDOWN	12-77	6:00
APP	2nd	A08	4:35	Punt	A12	2:56	Punt	3-4	1:39
APP	2nd	A08	1:24	Interception	A10	00:00	End of half	2-2	1:24
APP	3rd	A20	12:02	Punt	T49	6:54	Interception	9-31	5:08
APP	3rd	A25	3:00	Kickoff	T40	12:34	Punt	7-35	5:26
APP	4th	A19	10:24	Kickoff	A26	8:51	Punt	3-7	1:33
APP	4th	T28	7:31	Punt	T25	5:24	Missed FG	4-3	2:07
APP	4th	A14	2:39	Punt	T30	00:00	End of half	8-56	2:39
APP	OT	T25	15:00	Possession	T20	15:00	Downs	4-5	0:00
UT	1st	T36	00:00	Punt	T36	12:39	Fumble	0-0	0:00
UT	1st	T25	10:56	Kickoff	A05	6:14	*FIELD GOAL	15-70	4:42
UT	1st	T31	4:25	Punt	T35	3:09	Punt	3-4	1:16
UT	1st	T27	1:35	Punt	T32	14:53	Punt	5-5	1:42
UT	2nd	T25	8:53	Kickoff	T44	4:35	Punt	8-19	4:18
UT	2nd	T49	2:56	Punt	A28	1:24	Interception	6-23	1:32
UT	3rd	T41	14:51	Kickoff	T46	12:02	Punt	5-5	2:49
UT	3rd	T31	6:54	Interception	A21	3:00	*FIELD GOAL	11-48	3:54
UT	4th	T08	12:34	Punt	A00	10:30	*TOUCHDOWN	6-92	2:04
UT	4th	T24	8:51	Punt	T16	7:31	Punt	3-8	1:20
UT	4th	T25	5:24	Missed FG	T41	2:39	Punt	5-16	2:45
UT	OT	A25	15:00	Possession	A00	15:00	*TOUCHDOWN	7-25	0:00
UT	OT	T20	15:00	Downs	T20	00:00	0:00	0-0	0:00

APPALACHIAN STATE	1st Qtr	2nd Qtr	3rd Qtr	4th Qtr	1st Half	2nd Half	Total
Time of possession	7:27	9:03	8:08	8:51	16:30	16:59	33:29
3rd Down Conversions	0/3	1/3	1/2	1/4	1/6	2/6	3/13
Avg Field Position	A32	A13	A22	A15	A24	A26	A26
4th Down Conversions	0/0	1/1	0/0	0/0	1/1	0/0	1/2

TENNESSEE	1st Qtr	2nd Qtr	3rd Qtr	4th Qtr	1st Half	2nd Half	Total
Time of possession	7:33	5:57	6:52	6:09	13:30	13:01	26:31
3rd Down Conversions	1/4	2/4	1/3	1/3	3/8	2/6	7/16
Avg Field Position	T27	T37	T36	T19	T31	T25	T28
4th Down Conversions	0/0	0/0	0/0	0/0	0/0	0/0	0/0

TENNESSEE VS. VIRGINIA TECH (SEPT. 10)

Team	Qtr	Spot	Drive Started Time	Obtained	Spot	Time	Drive Ended How Lost	Consumed PI-Yds	TOP
VT	1st	V11	15:00	Kickoff	T30	9:30	Missed FG	13-59	5:30
VT	1st	V38	7:43	Punt	T00	4:32	*TOUCHDOWN	8-62	3:11
VT	1st	V23	3:35	Punt	T00	2:48	*TOUCHDOWN	2-77	0:47
VT	1st	V20	1:25	Punt	V05	14:49	Fumble	4--15	1:36
VT	2nd	V25	14:43	Kickoff	T48	11:21	Punt	5-27	3:22
VT	2nd	V13	9:37	Kickoff	V12	7:52	Punt	4-1	1:45
VT	2nd	V25	5:30	Kickoff	V29	4:00	Punt	3-4	1:30
VT	2nd	V31	0:33	Kickoff	V37	00:00	End of half	1-6	0:33
VT	3rd	V16	11:38	Punt	V29	11:29	Fumble	1-13	0:09
VT	3rd	V30	9:57	Missed FG	V30	8:26	Punt	3-0	1:31
VT	3rd	V49	6:57	Kickoff	T09	3:41	*FIELD GOAL	7-42	3:16
VT	3rd	V18	2:12	Punt	V26	1:14	Punt	3-8	0:58
VT	4th	V34	14:50	Interception	T21	10:44	Fumble	10-45	4:06
VT	4th	V45	00:00	Punt	V43	8:34	Fumble	0-2	0:00
VT	4th	V25	6:45	Kickoff	V04	6:37	Fumble	1--21	0:08
VT	4th	V21	6:28	Kickoff	T00	3:28	*TOUCHDOWN	10-79	3:00
UT	1st	T30	9:30	Missed FG	T28	7:43	Punt	3--2	1:47
UT	1st	T25	4:32	Kickoff	T33	3:35	Punt	3-8	0:57
UT	1st	T25	2:48	Kickoff	T47	1:25	Punt	4-22	1:23
UT	2nd	V05	14:49	Fumble	V00	14:43	*TOUCHDOWN	1-5	0:06
UT	2nd	T10	11:21	Punt	V00	9:42	*TOUCHDOWN	4-90	1:39
UT	2nd	V25	7:52	Punt	V16	5:30	*FIELD GOAL	6-9	2:22
UT	2nd	T42	4:00	Punt	V00	00:39	*TOUCHDOWN	9-58	3:21
UT	3rd	T25	15:00	Kickoff	T39	11:38	Punt	6-14	3:22
UT	3rd	V29	11:29	Fumble	V29	9:57	Missed FG	4-0	1:32
UT	3rd	T33	8:26	Punt	V00	7:04	*TOUCHDOWN	5-67	1:22
UT	3rd	T25	3:41	Kickoff	T37	2:12	Punt	5-12	1:29
UT	3rd	T33	1:14	Punt	T50	14:50	Interception	4-17	1:24
UT	4th	T21	10:44	Fumble	T21	8:34	Punt	3-0	2:10
UT	4th	V43	8:34	Fumble	V00	6:45	*TOUCHDOWN	4-43	1:49
UT	4th	V04	6:37	Fumble	V00	6:32	*TOUCHDOWN	1-4	0:05
UT	4th	T25	3:28	Kickoff	T41	00:00	End of half	5-16	3:28

VIRGINIA TECH	1st Qtr	2nd Qtr	3rd Qtr	4th Qtr	1st Half	2nd Half	Total
Time of possession	10:53	7:32	6:01	7:18	18:25	13:19	31:44
3rd Down Conversions	4/5	0/3	0/3	2/2	4/8	2/5	6/13
Avg Field Position	V23	V23	V28	V26	V23	V27	V25
4th Down Conversions	0/0	0/0	0/0	0/0	0/0	0/0	0/0

TENNESSEE	1st Qtr	2nd Qtr	3rd Qtr	4th Qtr	1st Half	2nd Half	Total
Time of possession	4:07	7:28	8:59	7:42	11:35	16:41	28:16
3rd Down Conversions	0/3	1/2	2/5	0/3	1/5	2/8	3/13
Avg Field Position	T26	V45	T37	T49	T43	T42	T43
4th Down Conversions	0/0	0/0	0/0	0/0	0/0	0/0	0/0

TENNESSEE VS. OHIO (SEPT. 17)

Team	Qtr	Spot	Drive Started Time	Obtained	Spot	Time	Drive Ended How Lost	Consumed PI-Yds	TOP
OHIO	1st	O25	14:22	Kickoff	T21	8:45	*FIELD GOAL	13-54	5:37
OHIO	1st	O37	4:48	Missed FG	O40	3:30	Punt	3-3	1:18
OHIO	1st	T23	3:21	Interception	T12	3:04	*FIELD GOAL	4-11	0:17
OHIO	2nd	O25	14:38	Kickoff	T13	11:49	*FIELD GOAL	8-62	2:49
OHIO	2nd	O36	10:06	Punt	T13	6:02	*FIELD GOAL	11-51	4:04
OHIO	2nd	O18	4:46	Punt	O19	3:53	Punt	3-1	0:53
OHIO	2nd	O26	3:02	Punt	T40	00:05	Punt	8-34	2:57
OHIO	3rd	O25	15:00	Kickoff	O32	13:25	Punt	3-7	1:35
OHIO	3rd	O21	11:27	Punt	O25	10:18	Punt	3-4	1:09
OHIO	3rd	O14	8:23	Punt	O21	7:34	Punt	3-7	0:49
OHIO	3rd	O25	4:57	Kickoff	T00	1:09	*TOUCHDOWN	8-75	3:48
OHIO	4th	O25	11:07	Kickoff	O38	9:35	Punt	5-13	1:32
OHIO	4th	O20	5:40	Punt	O47	2:04	Downs	8-27	3:36
UT	1st	T45	15:00	Kickoff	O00	14:22	*TOUCHDOWN	3-55	0:38
UT	1st	T30	8:35	Kickoff	O37	4:48	Missed FG	9-33	3:47
UT	1st	T18	3:30	Punt	T18	3:21	Interception	1-0	0:09
UT	1st	T32	2:58	Kickoff	O00	14:38	*TOUCHDOWN	10-68	3:20
UT	2nd	T28	11:49	Kickoff	T20	10:06	Punt	3-8	1:43
UT	2nd	T28	5:56	Kickoff	T31	4:46	Punt	3-3	1:10
UT	2nd	T37	3:53	Punt	T35	3:02	Punt	3-2	0:51
UT	2nd	T01	0:05	Punt	T02	00:00	End of half	1-1	0:05
UT	3rd	T29	13:25	Punt	T45	11:27	Punt	4-16	1:58
UT	3rd	T29	10:18	Punt	T36	8:23	Punt	3-7	1:55
UT	3rd	T45	7:34	Punt	O00	4:57	*TOUCHDOWN	7-55	2:37
UT	3rd	T10	1:01	Kickoff	O00	11:07	*TOUCHDOWN	11-90	4:54
UT	4th	T07	9:35	Punt	O46	5:40	Punt	9-47	3:55
UT	4th	O47	2:04	Downs	O24	00:00	End of half	3-23	2:04

OHIO	1st Qtr	2nd Qtr	3rd Qtr	4th Qtr	1st Half	2nd Half	Total
Time of possession	7:12	10:43	7:21	5:08	17:55	12:29	30:24
3rd Down Conversions	2/6	3/8	1/4	0/2	5/14	1/6	6/20
Average field position	O46	O26	O21	O22	O34	O21	O28
4th Down Conversions	0/0	1/1	0/0	0/1	1/1	0/1	1/2

TENNESSEE	1st Qtr	2nd Qtr	3rd Qtr	4th Qtr	1st Half	2nd Half	Total
Time of possession	7:48	4:17	7:39	9:52	12:05	17:31	29:36
3rd Down Conversions	2/3	0/3	1/3	4/5	2/6	5/8	7/14
Avg Field Position	T31	T23	T28	T30	T27	T28	T28
4th Down Conversions	0/0	0/0	0/0	0/0	0/0	0/0	0/0

TENNESSEE VS. FLORIDA (SEPT. 24)

Team	Qtr	Spot	Drive Started Time	Obtained	Spot	Time	Drive Ended How Lost	Consumed PI-Yds	TOP
UF	1st	F25	15:00	Kickoff	T00	13:35	*TOUCHDOWN	5-75	1:25
UF	1st	F02	00:00	Punt	F02	11:06	Fumble	0-0	0:00
UF	1st	F01	9:52	Downs	F26	6:55	Punt	6-25	2:57
UF	1st	F08	4:19	Punt	F08	3:28	Punt	3-0	0:51
UF	1st	F07	2:37	Punt	T00	14:10	*TOUCHDOWN	8-93	3:27
UF	2nd	F20	8:57	Interception	T00	5:12	*TOUCHDOWN	8-80	3:45
UF	2nd	F25	2:39	Kickoff	T48	0:44	Punt	4-27	1:55
UF	3rd	F10	13:18	Interception	F19	10:58	Punt	3-9	2:20
UF	3rd	F35	7:29	Kickoff	F26	5:40	Punt	3-9	1:49
UF	3rd	F13	4:12	Punt	F12	1:58	Punt	3--1	2:14
UF	3rd	F25	0:59	Kickoff	F24	14:14	Punt	3--1	1:45
UF	4th	F25	12:45	Kickoff	F25	12:34	Interception	1-0	0:11
UF	4th	F25	11:46	Kickoff	F18	10:14	Punt	3-7	1:32
UF	4th	F14	8:23	Kickoff	T00	4:17	*TOUCHDOWN	16-86	4:06
UF	4th	F02	3:10	Punt	F07	2:19	Downs	4-5	0:51
UF	4th	F01	00:00	Downs	F01	00:00	End of half	0-0	0:00
UT	1st	T25	13:35	Kickoff	F40	11:06	Punt	6-35	2:29
UT	1st	F02	11:06	Fumble	F01	9:52	Downs	4-1	1:14
UT	1st	T29	6:55	Punt	T40	4:19	Punt	6-11	2:36
UT	1st	F46	3:28	Punt	F43	2:37	Punt	3-3	0:51
UT	2nd	T25	14:10	Kickoff	F07	8:57	Interception	14-68	5:13
UT	2nd	T25	5:12	Kickoff	F10	2:39	*FIELD GOAL	9-65	2:33
UT	2nd	T10	0:44	Punt	T19	00:00	End of half	1-9	0:44
UT	3rd	T43	14:54	Kickoff	F30	13:18	Interception	4-27	1:36
UT	3rd	T36	10:58	Punt	F00	7:29	*TOUCHDOWN	9	

2016 STATISTICS - DRIVE CHARTS

TENNESSEE AT GEORGIA (OCT. 1)

Team	Qtr	Drive Started		Drive Ended		Consumed	
		Spot	Time	Spot	Time	PI-Yds	TOP
UT	1st	T35	12:34	T47	10:52	4-12	1:42
UT	1st	G48	09:20	G34	07:05	6-14	2:15
UT	1st	T36	01:28	T37	01:19	1-1	0:09
UT	2nd	T21	11:13	G00	07:05	10-79	4:08
UT	2nd	T36	01:52	G00	00:12	9-64	1:40
UT	3rd	T35	15:00	G00	10:31	10-65	4:29
UT	3rd	T22	06:34	T20	05:06	3--2	1:28
UT	3rd	T27	04:00	T28	02:56	3-1	1:04
UT	3rd	T49	01:28	G00	14:53	6-51	1:35
UT	4th	T25	09:02	T22	08:23	2--3	0:39
UT	4th	T25	06:46	G43	03:43	6-32	3:03
UT	4th	G00	02:56	G00	02:56	0-0	0:00
UT	4th	T36	02:10	T40	01:07	3-4	1:03
UT	4th	G43	00:04	G00	00:00	1-43	0:04
UGA	1st	G17	15:00	G38	12:34	5-21	2:26
UGA	1st	G32	10:52	G28	09:20	3--4	1:32
UGA	1st	G21	07:05	T00	01:33	10-79	5:32
UGA	1st	T37	01:19	T10	11:21	11-27	4:58
UGA	2nd	G20	07:05	T00	02:00	10-80	5:05
UGA	2nd	G19	00:09	G17	00:00	1-2	0:09
UGA	3rd	G25	10:31	G41	06:34	8-16	3:57
UGA	3rd	G37	05:06	T00	04:07	3-63	0:59
UGA	3rd	G25	02:56	G22	01:28	3--3	1:28
UGA	4th	G25	14:53	T25	09:02	10-50	5:51
UGA	4th	T42	08:23	T37	06:46	3-5	1:37
UGA	4th	G06	03:43	G00	02:56	2--6	0:47
UGA	4th	G46	02:45	G41	02:10	2--5	0:35
UGA	4th	G19	01:07	T00	00:10	4-81	0:57

TENNESSEE	1st Qtr	2nd Qtr	3rd Qtr	4th Qtr	1st Half	2nd Half	Total
Time of possession	4:11	6:04	8:36	5:02	10:15	13:38	23:53
3rd Down Conversions	1/3	3/3	4/6	1/3	4/6	5/9	9/15
Avg Field Position	T41	T28	T33	T35	T36	T34	T35
4th Down Conversions	0/0	0/0	0/0	0/0	0/0	0/0	0/0

GEORGIA	1st Qtr	2nd Qtr	3rd Qtr	4th Qtr	1st Half	2nd Half	Total
Time of possession	10:49	8:56	6:24	9:58	19:45	16:22	36:07
3rd Down Conversions	1/4	2/3	1/3	1/4	3/7	2/7	5/14
Average field position	G33	G19	G29	G30	G28	G30	G29
4th Down Conversions	0/0	1/1	0/0	0/1	1/1	0/1	1/2

TENNESSEE AT TEXAS A&M (OCT. 8)

Team	Qtr	Drive Started		Drive Ended		Consumed	
		Spot	Time	Spot	Time	PI-Yds	TOP
UT	1st	V46	14:28	H46	12:58	3-8	1:30
UT	1st	V15	10:58	V26	9:49	4-11	1:09
UT	1st	V35	8:30	H07	7:34	3-58	0:56
UT	1st	V29	5:29	H00	3:37	6-71	1:52
UT	1st	V22	2:04	V22	2:04	0-0	0:00
UT	1st	V16	1:45	H35	13:22	9-49	3:23
UT	2nd	V10	11:02	V10	9:13	3-0	1:49
UT	2nd	V02	7:12	V16	5:14	5-14	1:58
UT	2nd	V08	3:31	V35	1:19	5-27	2:12
UT	2nd	V36	0:25	V38	00:00	1-2	0:25
UT	2nd	V25	15:00	H39	13:05	6-36	1:55
UT	3rd	V18	10:40	H00	7:10	9-82	3:30
UT	3rd	H28	6:33	H02	6:07	2-26	0:26
UT	3rd	V35	4:41	V38	4:00	2-3	0:41
UT	3rd	V18	2:16	H43	13:06	9-39	4:10
UT	4th	V15	10:36	H00	7:06	12-85	3:30
UT	4th	V30	6:20	V34	5:50	3-4	0:30
UT	4th	V35	3:22	H00	2:07	6-65	1:15
UT	4th	V20	1:49	H00	0:41	6-80	1:08
UT	4th	V21	0:04	V19	00:00	1-2	0:04
UT	OT	H25	15:00	H16	15:00	4-9	0:00
UT	OT	H25	15:00	H25	15:00	1-0	0:00

TAMU	1st	H25	15:00	H33	14:28	2-8	0:32
TAMU	1st	H12	12:58	H34	10:58	5-22	2:00
TAMU	1st	V26	9:49	V00	8:30	5-26	1:19
TAMU	1st	H07	7:34	H32	5:29	4-25	2:05
TAMU	1st	H25	3:37	V00	2:04	6-75	1:33
TAMU	1st	V22	2:04	V00	1:45	1-22	0:19
TAMU	2nd	H35	13:22	V47	11:02	6-18	2:20
TAMU	2nd	H35	9:13	V38	7:12	6-27	2:01
TAMU	2nd	H35	5:14	H34	3:31	3--1	1:43
TAMU	2nd	H32	1:19	H35	0:25	3-3	0:54
TAMU	3rd	H39	13:05	V00	10:40	7-61	2:25
TAMU	3rd	H25	7:10	H27	6:33	2-2	0:37
TAMU	3rd	H02	6:07	H41	4:41	4-39	1:26
TAMU	3rd	H39	4:00	H45	2:16	3-6	1:44
TAMU	4th	H09	13:06	H38	10:36	5-29	2:30
TAMU	4th	H25	7:06	H27	6:20	3-2	0:46
TAMU	4th	H20	5:50	V00	3:22	5-80	2:28
TAMU	4th	H25	2:07	V00	1:49	2-75	0:18
TAMU	4th	H25	0:41	V21	0:04	7-54	0:37
TAMU	OT	V25	15:00	V16	15:00	4-9	0:00
TAMU	OT	V25	15:00	V00	15:00	3-25	0:00
TAMU	OT	H06	15:00	H06	00:00	0-0	0:00

CONT. TENNESSEE AT TEXAS A&M (OCT. 8)

TENNESSEE	1st Qtr	2nd Qtr	3rd Qtr	4th Qtr	1st Half	2nd Half	Total
Time of possession	7:12	8:02	8:48	8:21	15:14	17:09	32:23
3rd Down Conversions	0/3	0/4	4/4	2/5	0/7	6/9	6/17
Avg Field Position	V28	V14	V33	V24	V21	V28	V25
4th Down Conversions	0/0	0/1	0/0	1/1	0/1	1/1	1/2

TEXAS A&M	1st Qtr	2nd Qtr	3rd Qtr	4th Qtr	1st Half	2nd Half	Total
Time of possession	7:48	6:58	6:12	6:39	14:46	12:51	27:37
3rd Down Conversions	1/3	2/6	1/3	1/3	3/9	2/6	5/16
Average field position	H36	H34	H26	H20	H35	H23	H29
4th Down Conversions	0/0	0/0	0/0	0/0	0/0	0/0	0/0

TENNESSEE VS. ALABAMA (OCT. 15)

Team	Qtr	Drive Started		Drive Ended		Consumed	
		Spot	Time	Spot	Time	PI-Yds	TOP
UA	1st	A20	11:40	A34	08:42	5-14	2:58
UA	1st	A09	06:27	T00	03:29	8-91	2:58
UA	1st	A25	01:23	A25	01:00	3-0	0:23
UA	1st	T00	00:14	T00	00:14	0-0	0:00
UA	2nd	A22	14:07	A45	11:44	4-23	2:23
UA	2nd	A30	10:32	A11	10:11	3--19	0:21
UA	2nd	A35	09:41	T00	07:22	6-65	2:19
UA	2nd	A22	04:40	T12	01:24	9-66	3:16
UA	2nd	A16	01:02	T20	00:00	7-64	1:02
UA	3rd	A26	14:55	A28	13:10	4-2	1:45
UA	3rd	A49	10:10	T00	09:02	5-51	1:08
UA	3rd	A25	04:03	T00	00:49	8-75	3:14
UA	4th	T00	14:42	T00	14:42	0-0	0:00
UA	4th	A14	12:37	T00	11:38	2-86	0:59
UA	4th	A32	09:36	T07	00:54	13-61	8:42

UT	1ST	T27	15:00	T42	11:40	8-15	3:20
UT	1ST	T36	08:42	T31	06:27	4--5	2:15
UT	1ST	T35	03:17	T26	01:23	3--9	1:54
UT	1ST	T45	01:00	A37	00:14	3-18	0:46
UT	1ST	T25	00:14	T30	14:07	3-5	1:07
UT	2ND	T24	11:44	T26	10:32	3-2	1:12
UT	2ND	A11	10:11	A00	09:41	2-11	0:30
UT	2ND	T25	07:22	T38	04:40	6-13	2:42
UT	2ND	T32	01:24	T38	01:02	3-6	0:22
UT	2ND	T20	00:00	T20	00:00	0-0	0:00
UT	3RD	T23	13:10	T35	10:10	6-12	3:00
UT	3RD	T32	08:56	A19	04:03	10-49	4:53
UT	3RD	T25	00:49	T30	14:42	3-5	1:07
UT	4TH	T25	14:42	T34	12:37	3-9	2:05
UT	4TH	T26	11:27	A32	09:36	5-42	1:51
UT	4TH	T08	00:54	T13	00:00	2-5	0:54

ALABAMA	1st Qtr	2nd Qtr	3rd Qtr	4th Qtr	1st Half	2nd Half	Total
Time of possession	6:19	9:21	6:12	9:41	15:40	15:53	31:33
3rd Down Conversions	1/3	2/4	2/3	1/2	3/7	3/5	6/12
Average field position	A18	A25	A33	A23	A22	A29	A25
4th Down Conversions	0/0	0/0	0/0	0/1	0/0	0/1	0/1

TENNESSEE	1st Qtr	2nd Qtr	3rd Qtr	4th Qtr	1st Half	2nd Half	Total
Time of possession	8:41	5:39	8:48	5:19	14:20	14:07	28:27
3rd Down Conversions	1/5	1/5	1/4	0/2	2/10	1/6	3/16
Average field position	T33	T42	T26	T19	T37	T23	T31
4th Down Conversions	0/0	0/0	0/0	0/1	0/0	0/1	0/1

2016 STATISTICS - DRIVE CHARTS

TENNESSEE AT SOUTH CAROLINA (OCT. 29)

Team	Qtr	Spot	Drive Started		Spot	Drive Ended		Consumed	
			Time	Obtained		Time	How Lost	PI-Yds	TOP
UT	1st	T25	10:30	Kickoff	T42	7:00	Punt	8-17	3:30
UT	1st	T47	5:31	Punt	S00	1:50	*TOUCHDOWN	9-53	3:41
UT	2nd	T21	15:00	Punt	T14	13:45	Interception	3--7	1:15
UT	2nd	T25	12:46	Kickoff	T26	11:26	Punt	3-1	1:20
UT	2nd	T22	9:48	Punt	T30	7:44	Punt	6-8	2:04
UT	2nd	T38	5:49	Punt	S39	1:49	Downs	9-23	4:00
UT	3rd	T26	15:00	Kickoff	T50	13:05	Punt	4-24	1:55
UT	3rd	T20	8:32	Punt	T45	7:43	Punt	4-25	0:49
UT	3rd	S00	1:35	Kickoff	S00	1:35	*TOUCHDOWN	0-0	0:00
UT	4th	T16	14:52	Punt	T15	14:01	Punt	3--1	0:51
UT	4th	T07	12:31	Punt	T50	11:38	Fumble	3-43	0:53
UT	4th	T23	9:54	Kickoff	S00	7:03	*TOUCHDOWN	6-77	2:51
UT	4th	T20	3:50	Punt	T20	3:42	Interception	1-0	0:08
UT	4th	T14	0:35	Punt	S40	00:00	Missed FG	6-46	0:35

TENNESSEE		1st Qtr	2nd Qtr	3rd Qtr	4th Qtr	1st Half	2nd Half	Total
Time of possession		7:11	8:39	2:58	5:18	15:50	8:16	24:06
3rd Down Conversions		3/5	2/6	0/2	0/1	5/11	0/3	5/14
Avg Field Position		T36	T26	T48	T16	T29	T28	T28
4th Down Conversions		0/0	0/1	0/0	0/0	0/1	0/0	0/1

SOUTH CAROLINA		1st Qtr	2nd Qtr	3rd Qtr	4th Qtr	1st Half	2nd Half	Total
Time of possession		07:49	06:21	12:02	09:42	14:10	21:44	35:54
3rd Down Conversions		0/3	0/2	3/6	2/5	0/5	5/11	5/16
Average field position		S19	S35	S19	S39	S28	S30	S29
4th Down Conversions		1/1	0/0	0/0	0/0	1/1	0/0	1/1

TENNESSEE VS. TENNESSEE TECH (NOV. 5)

Team	Qtr	Spot	Drive Started		Spot	Drive Ended		Consumed	
			Time	Obtained		Time	How Lost	PI-Yds	TOP
TTU	1st	C20	13:57	Kickoff	T28	9:29	Downs	8-52	4:28
TTU	1st	C32	8:40	Kickoff	C36	5:39	Punt	5-4	3:01
TTU	1st	C22	5:19	Kickoff	C18	3:40	Punt	3--4	1:39
TTU	2nd	C33	14:43	Kickoff	T27	9:33	Downs	9-40	5:10
TTU	2nd	C20	7:42	Punt	C10	5:42	Punt	3--10	2:00
TTU	2nd	C25	4:23	Kickoff	C48	1:22	Downs	7-23	3:01
TTU	3rd	C20	14:54	Kickoff	C35	13:42	Punt	4-15	1:12
TTU	3rd	C25	12:50	Kickoff	T38	5:24	Interception	11-37	7:26
TTU	3rd	C03	2:48	Punt	T49	0:06	Downs	8-48	2:42
TTU	4th	C25	11:57	Kickoff	T35	6:49	Downs	9-40	5:08
TTU	4th	C20	4:52	Punt	C18	2:54	Punt	3--2	1:58
TTU	4th	C27	2:45	Kickoff	C28	00:00	Downs	4-1	2:45

TENNESSEE TECH		1st Qtr	2nd Qtr	3rd Qtr	4th Qtr	1st Half	2nd Half	Total
Time of possession		9:27	10:23	11:26	10:00	19:50	21:26	41:16
3rd Down Conversions		1/4	2/5	3/6	0/4	3/9	3/10	6/19
Avg Field Position		C24	C26	C16	C24	C25	C20	C22
4th Down Conversions		0/1	0/2	0/2	1/3	0/3	1/5	1/8

TENNESSEE		1st Qtr	2nd Qtr	3rd Qtr	4th Qtr	1st Half	2nd Half	Total
Time of possession		5:33	4:37	3:34	5:00	10:10	8:34	18:44
3rd Down Conversions		2/2	1/2	0/1	1/3	3/4	1/4	4/8
Average field position		T34	T39	C45	T35	T36	T50	T41
4th Down Conversions		0/0	0/0	0/0	0/0	0/0	0/0	0/0

TENNESSEE VS. KENTUCKY (NOV. 12)

Team	Qtr	Spot	Drive Started		Spot	Drive Ended		Consumed	
			Time	Obtained		Time	How Lost	PI-Yds	TOP
UK	1st	K15	13:52	Punt	T00	13:09	*TOUCHDOWN	2-85	0:43
UK	1st	K22	10:49	Kickoff	T43	8:48	Punt	7-35	2:01
UK	1st	K39	6:53	Punt	T19	3:31	*FIELD GOAL	9-42	3:22
UK	1st	K21	1:26	Kickoff	T07	9:27	*FIELD GOAL	13-72	6:59
UK	2nd	K25	6:27	Kickoff	K49	4:30	Punt	4-24	1:57
UK	2nd	K19	1:59	Punt	K34	0:32	Punt	6-15	1:27
UK	2nd	K36	0:17	Interception	T47	00:00	Interception	3-17	0:17
UK	3rd	K25	15:00	Kickoff	T15	12:05	*FIELD GOAL	8-60	2:55
UK	3rd	K21	10:03	Kickoff	T04	5:41	Fumble	10-75	4:22
UK	3rd	K16	3:12	Kickoff	K25	1:15	Punt	3-9	1:57
UK	3rd	T36	1:15	Fumble	T38	00:00	Punt	3--2	1:15
UK	4th	K12	13:04	Punt	T00	12:30	*TOUCHDOWN	2-88	0:34
UK	4th	K25	11:51	Kickoff	K19	10:10	Punt	3--6	1:41
UK	4th	K25	7:12	Kickoff	T00	3:58	*TOUCHDOWN	6-75	3:14
UK	4th	K47	3:58	Fumble	T00	1:41	*TOUCHDOWN	8-53	2:17

KENTUCKY		1st Qtr	2nd Qtr	3rd Qtr	4th Qtr	1st Half	2nd Half	Total
Time of possession		7:41	9:14	10:40	7:46	16:55	18:26	35:21
3rd Down Conversions		1/4	2/5	1/5	2/3	3/9	3/8	6/17
Avg Field Position		K24	K26	K31	K27	K25	K29	K27
4th Down Conversions		0/0	0/0	0/0	0/0	0/0	0/0	0/0

TENNESSEE		1st Qtr	2nd Qtr	3rd Qtr	4th Qtr	1st Half	2nd Half	Total
Time of possession		7:19	05:46	04:20	07:14	13:05	11:34	24:39
3rd Down Conversions		0/2	1/2	0/0	0/1	1/4	0/1	1/5
Average field position		T20	T21	T06	T38	T20	T27	T24
4th Down Conversions		0/0	0/0	0/0	0/0	0/0	0/0	0/0

TENNESSEE VS. MISSOURI (NOV. 19)

Team	Qtr	Spot	Drive Started		Spot	Drive Ended		Consumed	
			Time	Obtained		Time	How Lost	PI-Yds	TOP
MU	1st	M12	12:57	Punt	T00	9:07	*TOUCHDOWN	12-88	3:50
MU	1st	M25	6:01	Kickoff	M45	4:54	Punt	5-20	1:07
MU	1st	M18	2:38	Punt	T25	14:47	Downs	10-57	2:51
MU	2nd	M40	13:44	Kickoff	T28	12:07	Fumble	5-32	1:37
MU	2nd	M29	9:47	Missed FG	T00	8:00	*TOUCHDOWN	7-71	1:47
MU	2nd	M20	4:53	Kickoff	T00	2:17	*TOUCHDOWN	9-80	2:36
MU	2nd	M28	0:44	Punt	T37	00:00	End of half	7-35	0:44
MU	3rd	M25	15:00	Kickoff	M25	14:46	Interception	1-0	0:14
MU	3rd	M18	13:52	Kickoff	T00	8:51	*TOUCHDOWN	14-82	5:01
MU	3rd	M29	7:27	Punt	T41	4:49	Downs	7-30	2:38
MU	3rd	M25	2:39	Kickoff	T12	14:50	*FIELD GOAL	10-63	2:49
MU	4th	M25	13:20	Kickoff	M30	11:51	Punt	3-5	1:29
MU	4th	M25	9:25	Kickoff	T00	7:57	*TOUCHDOWN	7-75	1:28
MU	4th	M25	5:52	Kickoff	T39	4:31	Interception	9-36	1:21
MU	4th	M25	4:31	Kickoff	T00	3:13	Fumble	5-75	1:18

Missouri		1st Qtr	2nd Qtr	3rd Qtr	4th Qtr	1st Half	2nd Half	Total
Time of possession		7:35	7:10	10:38	5:46	14:45	16:24	31:09
3rd Down Conversions		3/4	3/6	4/5	1/5	6/10	5/10	11/20
Avg Field Position		M18	M29	M24	M25	M24	M24	M24
4th Down Conversions		0/0	1/3	0/1	1/1	1/3	1/2	2/5

TENNESSEE		1st Qtr	2nd Qtr	3rd Qtr	4th Qtr	1st Half	2nd Half	Total
Time of possession		7:25	7:50	4:22	9:14	15:15	13:36	28:51
3rd Down Conversions		2/4	2/4	1/3	4/4	4/8	5/7	9/15
Average field position		T12	T26	M48	T27	T20	T38	T29
4th Down Conversions		0/0	0/0	0/0	0/0	0/0	0/0	0/0

GAME 1

APPALACHIAN ST.	7	6	0	0	-	13
#9 TENNESSEE	3	0	3	7	7	20

Sept. 1 | Neyland Stadium | Knoxville, Tenn. | 7:36 p.m. | Attendance: 100,074



THE BREAKDOWN

	ASU	UT
FIRST DOWNS	17	19
Rushing	10	9
Passing	7	10
Penalty	0	0
NET YARDS RUSHING	184	127
Rushing Attempts	43	43
Average Per Rush	4.3	3.0
Rushing Touchdowns	1	1
Yards Gained Rushing	196	161
Yards Lost Rushing	12	34
NET YARDS PASSING	108	192
Completions-Attempts-Int	15-23-1	16-29-1
Average Per Attempt	4.7	6.6
Average Per Completion	7.2	12.0
Passing Touchdowns	1	1
TOTAL OFFENSE YARDS	292	319
Total offense plays	66	72
Average Gain Per Play	4.4	4.4
Fumbles: Number-Lost	1-0	4-1
Penalties: Number-Yards	5-36	6-55
PUNTS-YARDS	6-242	6-295
Average Yards Per Punt	40.3	49.2
Net Yards Per Punt	40.3	38.3
Inside 20	1	3
50+ Yards	0	2
Touchbacks	0	1
Fair catch	2	4
KICKOFFS-YARDS	3-195	4-256
Average Yards Per Kickoff	65.0	64.0
Net Yards Per Kickoff	34.7	46.2
Touchbacks	2	1
Punt returns: Number-Yards-TD	1-45-0	3-0-0
Average Per Return	45.0	0.0
Kickoff returns: Number-Yards-TD	3-46-0	1-41-0
Average Per Return	15.3	41.0
Interceptions: Number-Yards-TD	1-3-0	1-0-0
Fumble Returns: Number-Yards-TD	0-0-0	0-0-0
Miscellaneous Yards	0	0
Possession Time	33:29	26:31
1st Quarter	7:27	7:33
2nd Quarter	9:03	5:57
3rd Quarter	8:08	6:52
4th Quarter	8:51	6:09
Third-Down Conversions	3 of 13	7 of 16
Fourth-Down Conversions	1 of 2	0 of 0
Red-Zone Scores-Chances	1-2	2-2
Touchdowns	1-2	1-2
Field goals	0-2	1-2
Sacks By: Number-Yards	2-19	0-0
PAT Kicks	1-2	2-2
Field Goals	0-1	2-2

NOTES

GAME NOTES

The Vols found a way to extend their winning streak to seven games. It's the longest UT win spree since the 2001 campaign, when UT won its last seven contests of the regular season before falling to LSU in the SEC Championship Game.

Tennessee now owns a 90-24-6 (.775) all-time record in 120 season openers. UT has won eight-straight season openers and 20 of its last 22.

Jalen Hurd rushed for 110 yards, surpassing the 100-yard barrier for the fourth-consecutive game. The junior running back also passed Jamal Lewis (487) and Travis Stephens (488) to move into ninth on the school's all-time carries list.

Dobbs moved past QB Jeff Francis (5,900, 1985-88) into sixth place in career total yards on Tennessee's first drive of the game. Dobbs now has 6,085 career total yards.

Micah Abernathy turned in a career-high eight tackles and thwarted a fourth-down attempt with a pass defense in the end zone to seal Tennessee's overtime victory.

#9/10 TENNESSEE COMES BACK LATE TO DOWN APP STATE

KNOXVILLE, Tenn. -- Jalen Hurd recovered a fumble in the end zone during the first overtime period to complete a 10-point comeback over Appalachian State and allow No. 9/10 Tennessee to escape Neyland Stadium with a season opening win on Thursday night.

The Vols trailed 13-6 entering the fourth quarter, but Joshua Dobbs hit Josh Malone on a 67-yard pass down the left sideline. Malone had two catches for 81 yards on the 6 play, 92-yard drive which tied the game at 13 with 10:30 remaining in fourth.

"At the end of the day we found a way to win the football game," head coach Butch Jones said. "We had some players step up and make some critical plays. Just about anything and everything went wrong. We found a way to win, got it to overtime and had a clutch play to Josh Malone."

The Vols (1-0) fell behind after Cameron Sutton muffed a punt on the first drive. Appalachian State recovered the ball and promptly marched 36 yards, capped by a five-yard rushing touchdown by Taylor Lamb.

The Mountaineers pushed their advantage to 13-3 with 8:53 remaining in the second quarter as Lamb floated a ball down the right sideline to Marcus Cox. Cox caught the 33-yard score on a wheel route out of the backfield.

That score held until halftime. Appalachian State (0-1) outrushed the Vols, 82-56, in the first half and held possession for 16:30 as it controlled the tempo.

The Vols' momentum changed early in the second half as Sutton picked off a Lamb pass on the opening drive. Tennessee was able to turn the App State miscue into three points on Aaron Medley's second field goal of the game, bringing the Vols to within 13-6 entering the fourth quarter.

The Vols went to overtime for the second-consecutive season opener, but Dobbs kept the opening drive of the extra session alive with a winding six-yard run on third-and-6. Three plays later, Dobbs dashed for the corner of the end zone, but lost the ball as he tried to extend over the goal line. Hurd recovered the ball in a scrum to put UT up 20-13.

In his first career start, Micah Abernathy broke up Lamb's pass in the end zone on fourth-and-5 to secure the Tennessee's seventh-straight win and eighth-straight victory in a season opener.

SCORING SUMMARY

Team	Qtr	Time	Scoring Play	Conversion	Plays	TOP	Score
ASU	1st	10:56	Lamb 5 yd run	Rubino kick	5-36	1:43	7-0
UT	1st	6:14	Medley 23 yd field goal		15-70	4:42	7-3
ASU	2nd	8:53	Cox 33 yd pass from Lamb	Missed PAT	12-77	6:00	13-3
UT	3rd	3:00	Medley 39 yd field goal		11-48	3:54	13-6
UT	4th	10:30	Malone 67 yd pass from Dobbs	Medley kick	6-92	2:04	13-13
UT	OT	00:00	Hurd 0 yd fumble recovery	Medley kick	7-25	0:00	13-20

STAT LEADERS

APPALACHIAN STATE

Rushing	Att	Yds	TD	Long	Avg.
Cox	24	115	0	20	4.8
Lamb	8	27	1	8	3.4
Moore	7	17	0	12	2.4
Hopkins	3	13	0	8	4.3
Barbour	1	12	0	0	12.0
Totals	43	184	1	20	4.3

Passing	C-A-I	Yds	TD	Long	Sack
Lamb	15-23-1	108	1	33	0
Totals	15-23-1	108	1	33	0

Receiving	No.	Yds	TD	Long
Hopkins	5	39	0	12
Cox	4	34	1	33
Meadors	2	19	0	13
Jones	1	10	0	10
Capel	1	3	0	3
Barbour	1	2	0	2
Burns	1	1	0	1
Totals	15	108	1	33

TENNESSEE

Rushing	Att	Yds	TD	Long	Avg.
Hurd	28	110	1	13	3.9
Kamara	6	21	0	7	3.5
Dobbs	9	-4	0	13	-0.4
Totals	43	127	1	13	3.0

Passing	C-A-I	Yds	TD	Long	Sack
Dobbs	16-29-1	192	1	67	2
Totals	16-29-1	192	1	67	2

Receiving	No.	Yds	TD	Long
Preston Williams	5	45	0	16
Ethan Wolf	4	40	0	11
Alvin Kamara	3	20	0	13
Josh Malone	2	81	1	67
Jalen Hurd	1	6	0	6
Jauan Jennings	1	0	0	0
Totals	16	192	1	67

GAME 2

VIRGINIA TECH	14	0	3	7	-	24
#17 TENNESSEE	0	24	7	14	-	45

Sept. 10 | Bristol Motor Speedway | Bristol, Tenn. | 8:23 p.m. | Attendance: 156,990



THE BREAKDOWN

	VT	UT
FIRST DOWNS	21	16
Rushing	7	9
Passing	11	4
Penalty	3	3
NET YARDS RUSHING	186	239
Rushing Attempts	45	46
Average Per Rush	4.1	5.2
Rushing Touchdowns	2	3
Yards Gained Rushing	238	268
Yards Lost Rushing	52	29
NET YARDS PASSING	214	91
Completions-Attempts-Int	20-28-0	10-19-1
Average Per Attempt	7.6	4.8
Average Per Completion	10.7	9.1
Passing Touchdowns	1	3
TOTAL OFFENSE YARDS	400	330
Total offense plays	73	65
Average Gain Per Play	5.5	5.1
Fumbles: Number-Lost	5-5	2-0
Penalties: Number-Yards	8-101	6-60
PUNTS-YARDS	5-172	6-255
Average Yards Per Punt	34.4	42.5
Net Yards Per Punt	31.2	39.5
Inside 20	1	2
50+ Yards	0	1
Touchbacks	0	1
Fair catch	2	3
KICKOFFS-YARDS	5-325	8-516
Average Yards Per Kickoff	65.0	64.5
Net Yards Per Kickoff	40.0	41.9
Touchbacks	5	3
Punt returns: Number-Yards-TD	1--2-0	2-16-0
Average Per Return	-2.0	8.0
Kickoff returns: Number-Yds-TD	5-106-0	0-0-0
Average Per Return	21.2	0.0
Interceptions: Number-Yds-TD	1-3-0	0-0-0
Fumble Returns: Number-Yds-TD	0-0-0	0-0-0
Miscellaneous Yards	0	0
Possession Time	31:44	28:16
1st Quarter	10:53	4:07
2nd Quarter	7:32	7:28
3rd Quarter	6:01	8:59
4th Quarter	7:18	7:42
Third-Down Conversions	6 of 13	3 of 13
Fourth-Down Conversions	0 of 0	0 of 0
Red-Zone Scores-Chances	3-3	5-5
Touchdowns	2-3	4-5
Field goals	1-3	1-5
Sacks By: Number-Yards	2-10	3-15
PAT Kicks	3-3	6-6
Field Goals	1-2	1-2

NOTES

GAME NOTES

A crowd of 156,990 was in attendance, setting a record for most fans ever at a college football game.

The Vols extended their winning streak to eight games. It's the longest UT win streak since the Vols won 14 in row, spanning a 13-0 1998 season to a victorious first game in 1999.

Dobbs became Tennessee's all-time leading rushing quarterback on his 40-yard run in the third quarter, passing Jimmy Streater (1,374, 1976-79). Dobbs finished with 106 yards on 14 carries vs. the Hokies and now has 1,431 rushing yards for his career.

Sophomore free safety Micah Abernathy set a school record, pouncing on three of the Hokies' fumbles.

This was the sixth time in the past two seasons that Tennessee put 45 or more points on the scoreboard.

With 99 rushing yards (on 22 carries), Jalen Hurd moved into eighth place on UT's career rushing yardage list with 2,396. He passed Travis Stephens (2,336, 1997-2001), Reggie Cobb (2,360, 1987-89), Curt Watson (2,364, 1969-71) and Montario Hardesty (2,391, 2005-09) tonight.

#17/14 VOLS RACE PAST VIRGINIA TECH, 45-24

BRISTOL, Tenn. -- No. 17/14 Tennessee drafted behind Virginia Tech in the first quarter before lapping the Hokies and emerging with a 45-24 win at the Pilot Flying J Battle at Bristol on Saturday night at Bristol Motor Speedway. The win came in front of 156,990 fans, the most to ever witness a college football game.

On the first play of the second quarter, Virginia Tech (1-1) quarterback Jerod Evans mishandled the snap as the Hokies tried to run an end-around. Sophomore Micah Abernathy jumped on the first of his Tennessee-record three fumble recoveries at the five-yard line, flipping momentum in the Vols' favor after they had fallen behind 14-0 in the first quarter.

UT (2-0) scored on the next play as Joshua Dobbs floated a pass to Juan Jennings on the right side of the end zone, bringing the score to 14-7 and kick-starting a 45-3 run en route to victory lane.

Dobbs started Tennessee's next drive with a 40-yard run on a quarterback draw. Two plays later, he threw a 38-yard touchdown pass to Josh Malone to complete a four-play, 90-yard drive. Medley added a field goal on the Vols' next possession to put them in the driver's seat at 17-14.

The Vols scored on all four of their offensive possessions in the second quarter. Dobbs punctuated the comeback with a five-yard draw with 39 seconds left in the half. That run capped a 24-0 second quarter, which put the Vols up 10 entering halftime.

The Vols extended their lead to 31-14 in the third quarter as Dobbs spun out of a tackle, rolled to his left and found Alvin Kamara open for a 23-yard touchdown pass.

Dobbs added a 27-yard weaving touchdown run and John Kelly chipped in a four-yard touchdown plunge to put the Vols up 45-17.

Virginia Tech had opened the game with a 14-0 advantage after Evans found Sam Rogers out of the backfield for a seven-yard touchdown pass. Travon McMillian added a 69-yard touchdown run for the Hokies as he was able to get around the left edge and down the sideline to punctuate the first quarter. Virginia Tech outgained UT 204-28 and had nine first downs to the Vols' one after the opening stanza.

SCORING SUMMARY

Team	Qtr	Time	Scoring Play	Conversion	Plays	TOP	Score
VT	1st	4:32	Rogers 7 yd pass from Evans	Slye kick	8-62	3:11	7-0
VT	1st	2:48	McMillian 69 yd run	Slye kick	2-77	0:47	14-0
UT	2nd	14:43	Jennings 5 yd pass from Dobbs	Medley kick	1-5	0:06	14-7
UT	2nd	9:42	Malone 38 yd pass from Dobbs	Medley kick	4-90	1:39	14-14
UT	2nd	5:30	Medley 34 yd field goal		6-9	2:22	14-17
UT	2nd	0:39	Dobbs 5 yd run	Medley kick	9-58	3:21	14-24
UT	3rd	7:04	Kamara 23 yd pass from Dobbs	Medley kick	5-67	1:22	14-31
VT	3rd	3:41	Slye 26 yd field goal		7-42	3:16	17-31
UT	4th	6:45	Dobbs 27 yd run	Medley kick	4-43	1:49	17-38
UT	4th	6:32	Kelly 4 yd run	Medley kick	1-4	0:05	17-45
VT	4th	3:28	McKenzie 2 yd run	Slye kick	10-79	3:00	24-45

STAT LEADERS

VIRGINIA TECH

Rushing	Att	Yds	TD	Long	Avg.
McMillian	14	127	1	69	9.1
Hodges	4	22	0	7	5.5
McKenzie	5	21	1	7	4.2
Rogers	4	20	0	7	5.0
Evans	16	18	0	16	1.1
Carroll	1	-1	0	0	-1.0
TEAM	1	-21	0	0	-21.0
Totals	45	186	2	69	4.1

Passing	C-A-I	Yds	TD	Long	Sack
Evans	20-28-0	214	1	30	3
Totals	20-28-0	214	1	30	3

Receiving	No.	Yds	TD	Long
Phillips	7	77	0	14
Ford	5	51	0	14
Rogers	3	47	1	30
Hodges	3	13	0	11
McKenzie	1	17	0	17
McMillian	1	9	0	9
Totals	20	214	1	30

TENNESSEE

Rushing	Att	Yds	TD	Long	Avg.
Dobbs	14	106	2	40	7.6
Hurd	22	99	0	18	4.5
Fils-Aime	4	19	0	6	4.8
Kamara	3	9	0	9	3.0
Byrd	1	5	0	5	5.0
Kelly	1	4	1	4	4.0
Dowdy	1	-3	0	0	-3.0
Totals	46	239	3	40	5.2

Passing	C-A-I	Yds	TD	Long	Sack
Dobbs	10-19-1	91	3	38	2
Totals	10-19-1	91	3	38	

Receiving	No.	Yds	TD	Long
Kamara	3	25	1	23
Malone	2	46	1	38
Jennings	2	7	1	5
Croom	1	9	0	9
Smith	1	3	0	3
Hurd	1	1	0	1
Totals	10	91	3	38

GAME 3

OHIO	6	6	7	0	-	19
#15 TENNESSEE	7	7	7	7	-	28

Sept. 17 | Neyland Stadium | Knoxville, Tenn. | 12:02 p.m. | Attendance: 101,362



THE BREAKDOWN

	OHIO	UT
FIRST DOWNS	17	23
Rushing	3	13
Passing	10	10
Penalty	4	0
NET YARDS RUSHING	88	201
Rushing Attempts	30	42
Average Per Rush	2.9	4.8
Rushing Touchdowns	0	2
Yards Gained Rushing	94	235
Yards Lost Rushing	6	34
NET YARDS PASSING	230	203
Completions-Attempts-Int	23-46-0	19-27-1
Average Per Attempt	5.0	7.5
Average Per Completion	10.0	10.7
Passing Touchdowns	1	2
TOTAL OFFENSE YARDS	318	404
Total offense plays	76	69
Average Gain Per Play	4.2	5.9
Fumbles: Number-Lost	1-0	5-0
Penalties: Number-Yards	5-30	9-94
PUNTS-YARDS	7-297	6-236
Average Yards Per Punt	42.4	39.3
Net Yards Per Punt	41.7	40.8
Inside 20	2	1
50+ Yards	0	1
Touchbacks	0	0
Fair catch	0	3
KICKOFFS-YARDS	6-308	5-325
Average Yards Per Kickoff	51.3	65.0
Net Yards Per Kickoff	34.5	40.0
Touchbacks	0	5
Punt returns: Number-Yards-TD	2--9-0	4-5-0
Average Per Return	-4.5	1.2
Kickoff returns: Number-Yds-TD	0-0-0	5-101-0
Average Per Return	0.0	20.2
Interceptions: Number-Yds-TD	1-5-0	0-0-0
Fumble Returns: Number-Yds-TD	0-0-0	0-0-0
Miscellaneous Yards	0	0
Possession Time	30:24	29:36
1st Quarter	7:12	7:48
2nd Quarter	10:43	4:17
3rd Quarter	7:21	7:39
4th Quarter	5:08	9:52
Third-Down Conversions	6 of 20	7 of 14
Fourth-Down Conversions	1 of 2	0 of 0
Red-Zone Scores-Chances	4-4	4-4
Touchdowns	1-4	4-4
Field goals	3-4	0-4
Sacks By: Number-Yards	3-27	0-0
PAT Kicks	1-1	4-4
Field Goals	4-4	0-1

NOTES

GAME NOTES

The Vols extended their winning streak to nine games. It's the longest UT win streak since the Vols won 14 in row, spanning a 13-0 1998 season to a victorious first game in 1999.

UT is 3-0 for the first time since 2004.

Redshirt sophomore Rashaan Gaulden got his first career start, getting the nod at nickelback in the absence of Malik Foreman. Gaulden was second on the team with a career-best seven tackles.

Dobbs passed Tee Martin (4,592, 1996-99) and moved into seventh place on UT's career passing yards list. Dobbs now has 4,678 career passing yards.

UT is one of just four schools (Alabama-14, San Diego State-12, Tennessee-9 and Georgia-7) with active win streaks of seven or more games.

With two TD grabs today, Malone now has four on the season. Malone entered 2016 with three receiving touchdowns total over the previous two seasons.

With 15 carries today (for 67 yards), Hurd moved past Curt Watson (529, 1969-71) and James Stewart (531, 1991-94) into fifth place for career rushing attempts at Tennessee.

#15/15 TENNESSEE OUTLASTS OHIO, 28-19

KNOXVILLE, Tenn. -- Josh Malone caught two touchdown passes from Joshua Dobbs as No. 15/15 Tennessee outlasted Ohio, 28-19, on Saturday afternoon in Neyland Stadium.

Dobbs finished 19-of-27 for 203 yards, two touchdowns and one interception and rushed 14 times for 59 yards and a score.

Malone matched his career high with five catches for 69 yards and two touchdowns.

The Vols (3-0) racked up 201 rushing yards. Alvin Kamara had 67 yards on 11 carries and Hurd finished with 61 yards and one touchdown on 15 carries.

The Vols struck quickly as Dobbs found Malone in the end zone the third-consecutive game on a 20-yard pass that split two defenders 38 seconds into the game. Kamara put the team in position with a 35-yard rush down the right sideline on the first offensive play of the game.

After back-to-back Bobcat field goals, the Vols extended their lead as Jalen Hurd leaped over the pile from one yard out to bring the score to 14-6. Jauan Jennings set up the score with a 17-yard reception, taking the ball down to the one on a bubble screen thanks to a good block from Malone on the outside. The Bobcats (1-2) added two more field goals before halftime to make the score 14-12 entering the break.

The Vols added seven more in the third quarter as Dobbs capped a seven-play, 55-yard drive with a 13-yard touchdown run. The senior quarterback took the shotgun snap and was able to shake an unblocked defender in the backfield before taking off on a sprint to the end zone.

The Bobcats answered that score with a four-yard touchdown pass from Greg Windham to Jordan Reid after a play-action fake that brought Ohio back within 21-19.

Tennessee was able to push its lead to two scores as Hurd started the fourth quarter with an emphatic 28-yard run, leaving a trail of Ohio defenders in his wake down the left side of the field. The drive concluded with Malone's second 20-yard touchdown catch of the game. Dobbs floated the ball to Malone who was able to get behind the Bobcat defense to catch his fourth touchdown of the season.

"Our goal was to be 3-0 at this point, and we are 3-0, but I think everyone will tell you that we have to get a lot better as we start conference play next week," Butch Jones said. "We had some individuals step up. I'm really proud of Baylen Buchanan. He's an individual whose reps have been very minimal and he steps up and really made some big plays for us."

Tennessee won its ninth consecutive game and moved to 3-0 for the first time since 2004.

SCORING SUMMARY

Team	Qtr	Time	Scoring Play	Conversion	Plays	TOP	Score
UT	1st	14:22	Malone 20 yd pass from Dobbs	Medley kick	3-55	0:38	0-7
OHIO	1st	8:45	Zervos 38 yd field goal		13-54	5:37	3-7
OHIO	1st	3:04	Zervos 29 yd field goal		4-11	0:17	6-7
UT	2nd	14:38	Hurd 1 yd run	Medley kick	10-68	3:20	6-14
OHIO	2nd	11:49	Zervos 30 yd field goal		8-62	2:49	9-14
OHIO	2nd	6:02	Zervos 30 yd field goal		11-51	4:04	12-14
UT	3rd	4:57	Dobbs 13 yd run	Medley kick	7-55	2:37	12-21
OHIO	3rd	1:09	Reid 4 yd pass from Windham	Zervos kick	8-75	3:48	19-21
UT	4th	11:07	Malone 20 yd pass from Dobbs	Medley kick	11-90	4:54	19-28

STAT LEADERS

OHIO

Rushing	Att	Yds	TD	Long	Avg.
Windham	9	39	0	7	4.3
Brown	8	23	0	6	2.8
White	8	25	0	7	2.6
Emanuel	5	7	0	4	1.2
Totals	30	94	0	7	2.9

Passing	C-A-I	Yds	TD	Long	Sack
Windham	23-46-0	230	1	42	0
Totals	23-46-0	230	1	42	0

Receiving	No.	Yds	TD	Long
Smith	9	156	0	42
Reid	4	29	1	14
Cope	4	20	0	7
Mangen	2	13	0	9
White	2	6	0	3
Belack	1	5	0	5
Morgan	1	1	0	1
Totals	23	230	1	42

TENNESSEE

Rushing	Att	Yds	TD	Long	Avg.
Kamara	11	70	0	35	6.1
Hurd	15	66	1	28	4.1
Dobbs	14	85	1	14	4.2
Kelly	2	14	0	9	7.0
Totals	42	235	2	35	4.8


Passing	C-A-I	Yds	TD	Long	Sack
Dobbs	19-27-1	203	2	27	3
Totals	19-27-1	203	2	27	3

Receiving	No.	Yds	TD	Long
Malone	5	69	2	20
Croom	3	54	0	27
Williams	3	25	0	11
Jennings	3	24	0	17
Byrd	2	15	0	11
Kamara	2	9	0	11
Wolf	1	7	0	7
Totals	19	203	2	27

GAME 4

#19 FLORIDA	7	14	0	7	-	28
#14 TENNESSEE	0	3	14	21	-	38

Sept. 24 | Neyland Stadium | Knoxville, Tenn. | 3:39 p.m. | Attendance: 102,455



THE BREAKDOWN

	UF	UT
FIRST DOWNS	17	22
Rushing	6	7
Passing	10	13
Penalty	1	2
NET YARDS RUSHING	106	179
Rushing Attempts	31	46
Average Per Rush	3.4	3.9
Rushing Touchdowns	1	1
Yards Gained Rushing	117	196
Yards Lost Rushing	11	17
NET YARDS PASSING	296	319
Completions-Attempts-Int	23-39-1	16-33-2
Average Per Attempt	7.6	9.7
Average Per Completion	12.9	19.9
Passing Touchdowns	3	4
TOTAL OFFENSE YARDS	402	498
Total offense plays	70	79
Average Gain Per Play	5.7	6.3
Fumbles: Number-Lost	1-1	1-0
Penalties: Number-Yards	9-75	5-40
PUNTS-YARDS	8-389	5-216
Average Yards Per Punt	48.6	43.2
Net Yards Per Punt	41.0	43.2
Inside 20	1	5
50+ Yards	4	2
Touchbacks	0	0
Fair catch	1	3
KICKOFFS-YARDS	4-260	7-454
Average Yards Per Kickoff	65.0	64.9
Net Yards Per Kickoff	35.5	45.0
Touchbacks	3	5
Punt returns: Number-Yards-TD	1-0-0	6-61-0
Average Per Return	0.0	10.2
Kickoff returns: Number-Yds-TD	1-14-0	1-43-0
Average Per Return	14.0	43.0
Interceptions: Number-Yds-TD	2-2-0	1-1-0
Fumble Returns: Number-Yds-TD	0-0-0	0-0-0
Miscellaneous Yards	0	0
Possession Time	29:14	30:46
1st Quarter	7:50	7:10
2nd Quarter	6:30	8:30
3rd Quarter	7:22	7:38
4th Quarter	7:32	7:28
Third-Down Conversions	6 of 16	7 of 17
Fourth-Down Conversions	1 of 2	1 of 3
Red-Zone Scores-Chances	4-4	3-6
Touchdowns	4-4	2-6
Field goals	0-4	1-6
Sacks By: Number-Yards	1-8	2-6
PAT Kicks	4-4	5-5
Field Goals	0-0	1-1

NOTES

GAME NOTES

#14/12 Tennessee came back from an early 21-3 halftime deficit to defeat the #19/16-ranked Florida Gators in a 38-28 final at Neyland Stadium.

The Vols extended their winning streak to 10 games. It's the longest UT win streak since the Vols won 14 in row, spanning a 13-0, 1998 season to a victorious first game in 1999.

With its 38-28 victory over Florida, Tennessee snapped an 11-game win streak by the Gators dating to 2005.

Tennessee has won three of its last four games against ranked opponents.

The Volunteers won their SEC opener for the first time since 2004, when UT captured a 30-28 victory over the Florida Gators in Knoxville, Tenn.

Dobbs, who finished 16 of 32 for 319 yards with four TD passes and two interceptions, has thrown for at least one TD in each game this season. His 319 yards passing were his most since Oct. 10, 2015 vs. Georgia (301), while his four TD passes marked the most by a Tennessee quarterback since Tyler Bray accomplished the feat vs. Kentucky on Nov. 24, 2012.

After allowing 87 yards rushing and 300 total yards offense in the first half vs. Florida, UT's defense held the Gators to just 19 yards rushing in the second half.

Derek Barnett recorded his 21st and 22nd career sacks against Florida's Austin Appleby in the third quarter, moving past Parys Haralson (21, 2002-05) for fifth place in school history.

DOBBS LEADS #14 VOLS TO 38-28 COMEBACK WIN OVER #19 GATORS

KNOXVILLE, Tenn. -- No. 14/12 Tennessee scored 38-straight points, Joshua Dobbs was responsible for five touchdowns and the Vols roared back in the second half to take a 38-28 victory over No. 19/16 Florida on Saturday before 102,455 fans at Neyland Stadium.

Tennessee (4-0, 1-0 SEC) trailed 21-0 in the second quarter and 21-3 at the half. After Florida (3-1, 1-1 SEC) had outgained UT in total first-half yardage 300-162, the Vols dominated the second half with 336 yards to the Gators' 102. Derek Barnett sparked the defense in the second half with a pair of sacks on key third downs.

With the win, Tennessee snapped an 11-game losing streak against Florida (3-1, 1-1 SEC). The Vols also earned their first win in their SEC opener since 2004 when they also defeated the Gators 30-28 to begin the conference schedule.

UT is on a 10-game winning streak, dating back to 2015, which is the third-longest in the nation and the Vols' longest since winning 14-straight over the 1998 and 1999 seasons.

Dobbs completed 16 of 32 passes for 319 yards, four touchdowns and two interceptions and also rushed for 80 yards and one touchdown on 17 carries. Jalen Hurd gained 95 yards on 26 carries.

Jauan Jennings had three receptions for 111 yards and one touchdown. Josh Malone caught four passes for 91 yards and one touchdown.

Florida quarterback Austin Appleby finished 23-of-29 for 296 yards, three touchdowns and one interception. The Tennessee defense limited the Gators' vaunted rushing attack to 106 yards and one touchdown on 31 carries (3.4-yard average).

Florida wasted no time getting on the scoreboard. On the game's opening drive, the Gators went 75 yards down the field in five plays and scored on a three-yard pass from Appleby to DeAndre Goolsby.

The Vols punted after crossing midfield on their opening possession and Dillon Bates dove on a loose ball on the UF 2-yard line ball following a muff by Florida's Antonio Callaway. The Gators' goal-line defense prevented UT from scoring on the ensuing possession.

Tennessee's special teams controlled field position early as punter Trevor Daniel pinned the Gators inside the 10-yard line three times in the first quarter.

Florida's lead grew to 14-0 in the second quarter when Appleby wrapped an eight-play, 93-yard drive with a 15-yard touchdown pass to Jordan Cronkrite down the left side.

With a one-yard touchdown run by Jordan Scarlett with 5:12 left in the second quarter, the Gators extended their lead to 21-0.

Aaron Medley capped a nine-play, 65-yard Tennessee drive with a 28-yard field goal with 2:39 remaining in the first half and the Vols went into halftime down 21-3.

Halfway through the third quarter, Dobbs hit Hurd for a 23-yard touchdown pass down the right side to cap a nine-play, 64-yard drive and pull the Vols to within 21-10.

After a strong defensive stand in Florida territory late in the third quarter, Dobbs directed a three-play 51 yard drive that ended with a 20-yard touchdown pass to Ethan Wolf in the middle of the end zone. After an extra point, the Vols cut the UF lead to 21-17.

Dobbs ignited the home crowd when he found Jennings down he right sideline for a 67-yard touchdown pass with 12:45 remaining and the Vols pulled in front, 24-21. The play tied Dobbs' 67-yard touchdown pass to Josh Malone against Appalachian State for UT's longest of the year.

After a big third-down interception by Todd Kelly Jr. gave Tennessee the ball at Florida's 42-yard line, Dobbs connected with Malone down the right sideline for a 42-yard touchdown strike to push the Vols' lead to 31-21.

The Vols ran the ball four-straight times and Dobbs crossed the goal line with a five-yard run to give UT a 38-21 advantage with 8:27 remaining.

Appleby threw a 10-yard touchdown pass to Freddie Swain with 4:17 left in the game for Florida's first points since the 5:12 mark of the second quarter.

SCORING SUMMARY

Team	Qtr	Time	Scoring Play	Conversion	Plays	TOP	Score
UF	1st	13:35	Goolsby 3 yd pass from Appleby	Pineiro kick	5-75	1:25	7-0
UF	2nd	14:10	Cronkrite 15 yd pass from Appleby	Pineiro kick	8-93	3:27	14-0
UF	2nd	5:12	Scarlett 1 yd run	Pineiro kick	8-80	3:45	21-0
UT	2nd	2:39	Medley 28 yd field goal		9-65	2:33	21-3
UT	3rd	7:29	Hurd 23 yd pass from Dobbs	Medley kick	9-64	3:29	21-10
UT	3rd	0:59	Wolf 20 yd pass from Dobbs	Medley kick	3-51	0:59	21-17
UT	4th	12:45	Jennings 67 yd pass from Dobbs	Medley kick	4-78	1:29	21-24
UT	4th	11:48	Malone 42 yd pass from Dobbs	Medley kick	3-42	0:46	21-31
UT	4th	8:27	Dobbs 5 yd run	Medley kick	4-50	1:47	21-38
UF	4th	4:17	Swain 10 yd pass from Appleby	Pineiro kick	16-86	4:06	28-38

STAT LEADERS

FLORIDA

Rushing	Att	Yds	TD	Long	Avg.
Scarlett	10	44	1	12	4.4
Appleby	7	24	0	12	3.4
Thompson	8	20	0	7	2.5
Cronkrite	4	13	0	5	3.2
Perine	2	5	0	5	2.5
Totals	31	106	1	12	3.4

Passing	C-A-I	Yds	TD	Long	Sack
Appleby	23-39-1	296	3	51	2
Totals	23-39-1	296	3	51	2

Receiving	No.	Yds	TD	Long
Cronkrite	5	26	1	15
Goolsby	5	26	1	7
Callaway	4	134	0	51
Swain	2	27	1	17
Lewis	2	7	0	5
Cleveland	1	36	0	36
Worton	1	22	0	22
Powell	1	9	0	9
Hammond	1	8	0	8
Scarlett	1	1	0	1
Totals	23	296	3	51

TENNESSEE

Rushing	Att	Yds	TD	Long	Avg.
Hurd	26	95	0	19	3.7
Dobbs	17	80	1	22	4.7
Kamara	2	6	0	3	3.0
TEAM	1	-2	0	0	-2.0
Totals	46	179	1	22	3.9

Passing	C-A-I	Yds	TD	Long	Sack
Dobbs	16-32-2	319	4	67	1
Jennings	0-1-0	0	0	0	0
Totals	16-33-2	319	4	67	1

Receiving	No.	Yds	TD	Long
Malone	4	91	1	42
Jennings	3	111	1	67
Byrd	3	40	0	15
Hurd	2	25	1	23
Wolf	1	20	1	20
Croom	1	15	0	15
Kamara	1	12	0	12
Smith	1	5	0	5
Totals	16	319	4	67

GAME 5

#11 TENNESSEE	0	7	7	20	-	34
#25 GEORGIA	7	10	7	7	-	31

Oct. 1 | Sanford Stadium | Athens, Ga. | 3:39 p.m. | Attendance: 92,746



THE BREAKDOWN

	UT	UGA
FIRST DOWNS	18	24
Rushing	10	11
Passing	8	11
Penalty	0	2
NET YARDS RUSHING	127	181
Rushing Attempts	38	46
Average Per Rush	3.3	3.9
Rushing Touchdowns	1	2
Yards Gained Rushing	154	209
Yards Lost Rushing	27	28
NET YARDS PASSING	230	211
Completions-Attempts-Int	16-26-1	17-28-1
Average Per Attempt	8.8	7.5
Average Per Completion	14.4	12.4
Passing Touchdowns	3	2
TOTAL OFFENSE YARDS	357	392
Total offense plays	64	74
Average Gain Per Play	5.6	5.3
Fumbles: Number-Lost	3-2	2-1
Penalties: Number-Yards	2-25	8-44
PUNTS-YARDS	6-215	5-200
Average Yards Per Punt	35.8	40.0
Net Yards Per Punt	33.7	26.0
Inside 20	2	0
50+ Yards	0	0
Touchbacks	0	1
Fair catch	2	0
KICKOFFS-YARDS	5-303	6-343
Average Yards Per Kickoff	60.6	57.2
Net Yards Per Kickoff	38.6	37.2
Touchbacks	2	0
Punt returns: Number-Yards-TD	3-50-0	1-13-0
Average Per Return	16.7	13.0
Kickoff returns: Number-Yds-TD	5-120-0	3-60-0
Average Per Return	24.0	20.0
Interceptions: Number-Yds-TD	1-0-0	1-0-0
Fumble Returns: Number-Yds-TD	0-0-1	0-0-0
Miscellaneous Yards	0	0
Possession Time	23:53	36:07
1st Quarter	4:11	10:49
2nd Quarter	6:04	8:56
3rd Quarter	8:36	6:24
4th Quarter	5:02	9:58
Third-Down Conversions	9 of 15	5 of 14
Fourth-Down Conversions	0 of 0	1 of 2
Red-Zone Scores-Chances	3-3	3-3
Touchdowns	3-3	2-3
Field goals	0-3	1-3
Sacks By: Number-Yards	3-21	2-21
PAT Kicks	4-4	4-4
Field Goals	0-0	1-1

NOTES

GAME NOTES

The Vols extended their winning streak to 11 games, the fifth-longest win streak in school history. It's the longest UT win streak since the Vols won 14 in row, spanning a 13-0 season in 1998 to a victorious first game in 1999.

With the win, Tennessee has defeated ranked opponents in consecutive games for the first time since 1999 (No. 10 Georgia, Oct. 9; No. 10 Alabama, Oct. 23). The victory also marks UT's first win over ranked opponents in back-to-back Saturdays since 1995 (No. 18 Arkansas, Oct. 7; No. 12 Alabama, Oct. 14).

UT is 5-0 to begin its season for the first time since 1998, and only the fifth time since 1970.

UT won its second straight game vs. Georgia and recorded its first win in Athens since 2006.

Tennessee has won four of its last five games against ranked opponents.

With 230 passing yards vs. the Bulldogs, quarterback Joshua Dobbs became the sixth QB in Tennessee football history to record 5,000 career passing yards. He now has 5,227 career passing yards.

With two sacks on Georgia's QB Jacob Eason, Derek Barnett moved into fourth place on UT's all-time sacks list, surpassing Todd Kelly Sr. (22.5) with 24. The sacks resulted in 2.5 tackles for loss for the Bulldogs, also moving Barnett past Eric Westmoreland (40) for the third-most career tackles for loss in Tennessee history with 40.5.

HAIL MARY LIFTS #11 VOLS PAST #25 GEORGIA, 34-31

ATHENS, Ga. -- Jauan Jennings caught a 43-yard touchdown heave from Joshua Dobbs as time expired to lift No. 11/11 Tennessee to a 34-31 comeback victory over No. 25/20 Georgia on Saturday at Sanford Stadium for the Vols' 11th-straight win.

Tennessee (5-0, 2-0 SEC) notched its fourth come-from-behind victory of the season and its first win over Georgia (3-2, 1-2 SEC) in Athens since 2006. UT has notched back-to-back wins over ranked opponents on consecutive Saturdays for the first time since 1995. Last week, UT recovered from a 21-0 deficit to defeat No. 19/16 Florida.

Georgia took the lead with 10 seconds left in the game as Jacob Eason found Riley Ridley on a 47-yard touchdown throw which split the corner and the safety on the left sideline. However, an unsportsmanlike conduct penalty on the celebration resulted in a 15-yard penalty which would be assessed on the ensuing kickoff.

Evan Berry returned the short kickoff 20 yards and the Vols received five more yards thanks to an offside call on Georgia to put UT at the 43-yard line. Down 31-28 with four seconds left, Dobbs sat in the pocket and launched the ball to the left side of the end zone. Three Vols receivers and six Georgia defenders were in the area, but Jennings came down with the ball to give Tennessee its first 5-0 start to a season since the 1998 National Championship year.

Tennessee trailed 17-0 in the first half and 24-14 entering the fourth quarter. Down 24-21 with under three minutes remaining, Derek Barnett came up with a big play in the Georgia end zone. Barnett sacked Eason in the end zone and forced a fumble that Corey Vereen recovered to give Tennessee its first lead of the game at 28-24.

Georgia scored the first 10 points of the game as Michel took a draw play up the middle and into the end zone from 14 yards out late in the first quarter. Rodrigo Blankenship added a 27-yard field goal in the second after Georgia recovered a Kamara fumble.

The Vols were about to respond on their ensuing possession as Hurd caught a 23-yard pass out of the backfield, but the junior was hit from behind and fumbled the ball just as he was about to cross the goal line. Georgia recovered the ball and capped an 80-yard drive with touchdown after Eason recovered a fumble by Michel in the end zone to put the Bulldogs up 17-0.

The Vols grabbed some momentum just before halftime as Berry put Tennessee in good field position with a 34-yard return on the kickoff. Dobbs hit Josh Smith on a 31-yard strike up the seam on the first play of the drive to move the Vols into Georgia territory. A few plays later, Dobbs finished the drive himself with a four-yard rushing touchdown after scrambling out of a sack and heading to the left pylon. He got there just before a hoard of Georgia defenders pushed him out-of-bounds to bring Tennessee within 17-7 at halftime.

The Vols came out of the halftime break and put together a 10-play, 65-yard drive capped by a 19-yard touchdown pass from Dobbs to Hurd. Dobbs rolled right out of the pocket and found Hurd in stride to bring UT within three, 17-14.

Georgia added another score to reestablish a 10-point margin as Eason found Isaac Nauta over the middle on a 50-yard catch-and-run score.

Tennessee responded with a touchdown on the first play of the fourth quarter as Dobbs hit Kamara in the flat on a crucial third down. Kamara spun out of a tackle and ran the rest of the way for a 16-yard touchdown pass to bring the Vols to within 24-21.

With 3:43 left in the game and Tennessee down 24-21, Trevor Daniel booted a 37-yard punt and Riley Lovingood downed the ball at the 3-yard line to back Georgia up. The resulting UGA possession resulted in Barnett's forced fumble and Vereen's recovery in the end zone which sparked the UT comeback.

Georgia tried to answer on the next drive, but the Vols defensive line was in the backfield, forcing Eason to try to throw the ball to Terry Godwin on the left sideline. Malik Foreman undercut Godwin and got his left foot down just inbounds to intercept the ball.

The Vols next head to College Station, Texas, to play Texas A&M on Oct. 8.

SCORING SUMMARY

Team	Qtr	Time	Scoring Play	Conversion	Plays	TOP	Score
UGA	1st	1:33	Michel 14 yd run	Blankenship kick 10-79	5:32	0-7	
UGA	2nd	11:21	Blankenship 27 yd field goal		11-27	4:58	0-10
UGA	2nd	2:00	Eason 0 yd fumble recovery	Blankenship kick 10-80	5:05	0-17	
UT	2nd	0:12	Dobbs 4 yd run	Medley kick 9-64	1:40	7-17	
UT	3rd	10:31	Hurd 19 yd pass from Dobbs	Medley kick 10-65	4:29	14-17	
UGA	3rd	4:07	Nauta 50 yd pass from Eason	Blankenship kick 3-63	0:59	14-24	
UT	4th	14:53	Kamara 16 yd pass from Dobbs	Medley kick 6-51	1:35	21-24	
UT	4th	2:56	Vereen 0 yd fumble recovery	Medley kick --	--	28-24	
UGA	4th	0:10	Ridley 47 yd pass from Eason	Blankenship kick 4-81	0:57	28-31	
UT	4th	00:00	Jennings 43 yd pass from Dobbs		1-43	0:04	34-31

STAT LEADERS

TENNESSEE

Rushing	Att	Yds	TD	Long	Avg.
Kamara	16	62	0	13	3.9
Hurd	10	42	0	11	4.2
Dobbs	11	26	1	17	2.4
TEAM	1	-3	0	0	-3.0
Totals	38	127	1	17	3.3

Passing

C-A-I	Yds	TD	Long	Sack	
Dobbs	16-26-1	230	3	43	2
Totals	16-26-1	230	3	43	2

Receiving

No.	Yds	TD	Long	
Jennings	3	71	1	43
Hurd	3	50	1	23
Kamara	3	26	1	16
Smith	2	30	0	31
Malone	2	23	0	12
Williams	1	19	0	19
Kelly	1	7	0	7
Byrd	1	4	0	4
Totals	16	230	3	43

GEORGIA

Rushing	Att	Yds	TD	Long	Avg.
Michel	16	91	1	22	5.7
Herrien	15	74	0	15	4.9
McKenzie	5	22	0	12	4.4
Douglas	1	4	0	4	4.0
Chubb	1	3	0	3	3.0
Holyfield	1	2	0	2	2.0
Godwin	1	0	0	0	0.0
TEAM	1	-2	0	0	-2.0
Eason	5	-13	1	8	-2.6
Totals	46	181	2	22	3.9

Passing

C-A-I	Yds	TD	Long	Sack	
Eason	17-28-1	211	2	50	3
Totals	17-28-1	211	2	50	3

Receiving

No.	Yds	TD	Long	
Nauta	5	83	1	50
McKenzie	3	26	0	11
Michel	3	0	0	5
Ridley	2	59	1	47
Godwin	1	16	0	16
Blazevich	1	12	0	12
Wims	1	8	0	8
Payne	1	7	0	7
Totals	17	211	2	50

GAME 6

#9 TENNESSEE	7	0	7	21	3	38
#8 TEXAS A&M	21	0	7	7	10	45

Oct. 8 | Kyle Field | College Station, Texas | 3:39 p.m. | Attendance: 106,248



THE BREAKDOWN

	UT	TAMU
FIRST DOWNS	29	21
Rushing	12	10
Passing	16	9
Penalty	1	2
NET YARDS RUSHING	282	353
Rushing Attempts	51	50
Average Per Rush	5.5	7.1
Rushing Touchdowns	3	4
Yards Gained Rushing	320	372
Yards Lost Rushing	38	19
NET YARDS PASSING	402	239
Completions-Attempts-Int	29-48-2	17-34-2
Average Per Attempt	8.4	7.0
Average Per Completion	13.9	14.1
Passing Touchdowns	2	2
TOTAL OFFENSE YARDS	684	592
Total offense plays	99	84
Average Gain Per Play	6.9	7.0
Fumbles: Number-Lost	6-5	1-1
Penalties: Number-Yards	12-84	7-45
PUNTS-YARDS	6-271	10-419
Average Yards Per Punt	45.2	41.9
Net Yards Per Punt	41.8	39.5
Inside 20	2	6
50+ Yards	2	4
Touchbacks	1	0
Fair catch	3	0
KICKOFFS-YARDS	6-390	6-377
Average Yards Per Kickoff	65.0	62.8
Net Yards Per Kickoff	40.0	45.2
Touchbacks	6	1
Punt returns: Number-Yards-TD	4-24-0	0-0-0
Average Per Return	6.0	0.0
Kickoff returns: Number-Yds-TD	4-81-0	0-0-0
Average Per Return	20.2	0.0
Interceptions: Number-Yds-TD	2-9-0	2-0-0
Fumble Returns: Number-Yds-TD	0-0-0	0-0-0
Miscellaneous Yards	0	0
Possession Time	32:23	27:37
1st Quarter	7:12	7:48
2nd Quarter	8:02	6:58
3rd Quarter	8:48	6:12
4th Quarter	8:21	6:39
Third-Down Conversions	6 of 17	5 of 16
Fourth-Down Conversions	1 of 2	0 of 0
Red-Zone Scores-Chances	6-6	6-7
Touchdowns	5-6	5-7
Field goals	1-6	1-7
Sacks By: Number-Yards	1-9	4-29
PAT Kicks	5-5	6-6
Field Goals	1-1	1-2

NOTES

GAME NOTES

Tennessee scored three touchdowns in the final eight minutes of the fourth quarter and rallied to force overtime at Texas A&M Saturday, but seven UT turnovers and too many empty possessions led to the Vols' first loss of the season as the Aggies prevailed, 45-38, in double overtime at Kyle Field.

Alvin Kamara had 161 yards receiving for a single-game career high with UT and 127 yards rushing on a career-high 18 carries. It marked his third career, 100-yard rush game. His 288 total offensive yards established a single-game high for the running back, while his 312 all-purpose yards also set a single-game UT record (C. Webb - 294 yards in 1998).

Running back John Kelly put forth a career effort to lead the Vols vs. the Aggies, finishing the day with 89 rushing yards on 13 carries with one touchdown.

Wide receiver Jauan Jennings delivered a four-yard touchdown pass to Joshua Dobbs in the first quarter to even the score with Texas A&M at 7-7. The play marked a second-career receiving touchdown for Dobbs and a second-career touchdown pass for Jennings.

Linebacker Colton Jumper led the Vols' defensive efforts, recording 10 total tackles with his first career interception.

With a sack against Trevor Knight in the first quarter for a loss of nine yards, junior defensive end Derek Barnett recorded his 25th career sack and tied Jonathan Brown for third-most career sacks in school history.

VOLS RALLY TO FORCE OT BUT FALL AT TEXAS A&M, 45-38

COLLEGE STATION, Texas -- Tennessee scored three touchdowns in the final eight minutes of the fourth quarter and rallied to force overtime at Texas A&M Saturday, but seven UT turnovers and too many empty possessions led to the Vols' first loss of the season as the Aggies prevailed, 45-38, in double overtime at Kyle Field.

Tennessee trailed by as many as 21 points in Saturday's battle of top-10 teams. The loss snapped an 11-game win streak for the injury-plagued Volunteers.

The Volunteers (5-1, 2-1 SEC) return to action next Saturday when they host top-ranked Alabama at Neyland Stadium (3:30 p.m. ET, CBS). Texas A&M, which entered the game ranked No. 8 nationally, improved to 6-0 (4-0 SEC).

Overtime began with the Vols on offense, and a 34-yard field goal by junior kicker Aaron Medley gave Tennessee its first lead of the day, 38-35. The Aggies forced a second overtime period when A&M kicker Daniel LaCamera split the uprights with a 35-yarder.

Texas A&M's offense took the field first in the second overtime, and on the third play, quarterback Trevor Knight swept left and fought his way into the end zone. Daniel LaCamera's extra point gave A&M a 45-38 lead and meant the Vols needed a touchdown to extend the game.

A&M defensive back Armani Watts picked off Tennessee quarterback Joshua Dobbs' pass attempt to tight end Ethan Wolf at the Aggies' six-yard line on the first play of Tennessee's possession, preserving A&M's perfect record. Prior to that, the Vols found themselves locked in an intense, high-scoring shoot-out late in the fourth quarter. In the final eight minutes, Tennessee scored three touchdowns and Texas A&M added another.

The Aggies appeared poised to retake a 14-point lead with less than two minutes to play, but as A&M tailback Trayveon Williams approached the goal line on a 71-yard scurry, Vols defensive back Malik Foreman sprinted from behind and dove to punch the football loose and through the end zone.

The touchback set the stage for Tennessee to storm 80 yards downfield in six plays and tie the game, 35-35, with an 18-yard touchdown pass from Dobbs to Kamara.

Knight guided the Aggies 54 yards to bring LaCamera on for a potential go-ahead, 38-yard field goal, but he pushed the ball wide left, sending the game to overtime.

Tennessee's attempt to trigger its late-game road heroics started when the Vols trimmed the Aggies' lead to seven points with a 12-play, 85-yard, fourth-quarter drive that pushed the Big Orange over the 500-yard mark of total offense. John Kelly punched in a 4-yard touchdown run to make the score 28-21 with 7:06 on the clock.

Then after both defenses forced punts, senior Aggies quarterback Trevor Knight broke loose for a 62-yard touchdown run that pushed the Aggies lead back to 14 points, 35-21, with less than four minutes to play. Knight, a graduate transfer from Oklahoma, finished the game with 239 yards and two touchdowns through the air and another 217 yards and three more scores on the ground.

Kamara gave Tennessee a quick-strike TD on the ensuing drive--eclipsing the 100-yard rushing mark during that six-play, 2:07 minute drive that kept Big Orange hope alive.

For the fifth time in six games this season, the Big Orange found themselves facing a first-quarter deficit. After the Vols and Aggies exchanged turnovers in the first six minutes--with Tennessee safety Todd Kelly Jr. logging his second interception of the season and Texas A&M All-American Myles Garrett forcing a fumble--A&M opened the game's scoring when Knight hit Kirk with a 13-yard touchdown pass.

Tennessee evened things up at 7-7 late in the first quarter when Kamara took a direct snap from center and pitched to sophomore receiver Jauan Jennings, who threw a 4-yard touchdown strike to a wide-open Dobbs in the end zone.

The pass from Jennings--who was a high school quarterback--was just his fourth career pass attempt. He has completed two of those attempts, and both were TDs to Dobbs.

It took Texas A&M just 1:33 to respond on the scoreboard, however, as it marched 75 yards on six plays to take a 14-7 lead with a 2-yard touchdown pass from Knight to Josh Reynolds.

Tennessee lost a fumble on the ensuing kickoff--its third giveaway of the day--and, after a pass-interference penalty, Knight carried it in from seven yards out to give the Aggies a 21-7 lead heading into the second quarter (despite UT earning a 189-163 advantage in total yards).

Tennessee saw its opening position of the third quarter end with a lost fumble--its fourth of the day. And the Aggies quickly extended their lead to 28-7 with a 7-yard touchdown scamper moments later.

Composed and undeterred, UT strung together a nine-play, 82-yard scoring drive that consumed 3:30 and was capped by a 15-yard Kamara touchdown run to make it a two-score game.

On the following A&M drive, Foreman deflected a pass from Knight, and linebacker Colton Jumper hauled in his first career interception. But Tennessee gave the ball right back two plays later when John Kelly fumbled in the red zone.

SCORING SUMMARY

Team	Qtr	Time	Scoring Play	Conversion	Plays	TOP	Score
TAMU	1st	08:30	Kirk 13 yd pass from Knight	LaCamera kick	5-26	1:19	0-7
UT	1st	03:37	Dobbs 4 yd pass from Jennings	Medley kick	6-71	1:52	7-7
TAMU	1st	02:04	Reynolds 2 yd pass from Knight	LaCamera kick	6-75	1:33	7-14
TAMU	1st	01:45	Knight 7 yd run	LaCamera kick	1-22	0:19	7-21
TAMU	3rd	10:40	Williams 7 yd run	LaCamera kick	7-61	2:25	7-28
UT	3rd	07:10	Kamara 15 yd run	Medley kick	9-82	3:30	14-28
UT	4th	07:06	Kelly 4 yd run	Medley kick	12-85	3:30	21-28
TAMU	4th	03:22	Knight 62 yd run	LaCamera kick	5-80	2:28	21-35
UT	4th	02:07	Kamara 4 yd run	Medley kick	6-65	1:15	28-35
UT	4th	00:41	Kamara 18 yd pass from Dobbs	Medley kick	6-80	1:08	35-35
UT	OT	00:00	Aaron Medley 34 yd field goal		4-9	0:00	38-35
TAMU	OT	00:00	LaCamera 34 yd field goal		4-9	0:00	38-38
TAMU	OT	00:00	Knight 1 yd run	LaCamera kick	3-25	0:00	38-45

STAT LEADERS

TENNESSEE

Rushing	Att	Yds	TD	Long	Avg.
Kamara	18	127	2	36	7.1
Kelly	13	89	1	17	6.8
Dobbs	17	57	0	33	3.4
Byrd	2	11	0	8	5.5
TEAM	1	-2	0	0	-2.0
Totals	51	282	3	36	5.5

Passing	C-A-I	Yds	TD	Long	Sack
Dobbs	28-47-2	398	1	53	4
Jennings	1-1-0	4	1	4	0
Totals	29-48-2	402	2	53	4

Receiving	No.	Yds	TD	Long
Kamara	8	161	1	53
Jennings	5	68	0	20
Byrd	3	60	0	43
Croom	3	41	0	26
Smith	3	4	0	5
Malone	2	31	0	27
Wolf	2	14	0	10
Kelly	1	12	0	12
Johnson	1	7	0	7
Dobbs	1	4	1	4
Totals	16	230	3	43

TEXAS A&M

Rushing	Att	Yds	TD	Long	Avg.
Williams	28	217	1	71	7.8
Knight	15	110	3	62	7.3
Ford	6	29	0	22	4.8
TEAM	1	-3	0	0	-3.0
Totals	50	353	4	71	7.1

Passing	C-A-I	Yds	TD	Long	Sack
Knight	17-34-2	239	2	43	1
Totals	17-34-2	239	2	43	1

Receiving	No.	Yds	TD	Long
Kirk	7	80	1	24
Reynolds	5	89	1	43
Noil	2	32	0	27
Iheanacho	1	24	0	24
Ford	1	14	0	14
Williams	1	0	0	0
Totals	17	239	2	43

GAME 7

#1 ALABAMA	14	7	14	14	-	49
#9 TENNESSEE	0	7	3	0	-	10

Oct. 15 | Neyland Stadium | Knoxville, Tenn. | 3:39 p.m. | Attendance: 102,455



THE BREAKDOWN

	UA	UT
FIRST DOWNS	28	11
Rushing	20	2
Passing	8	8
Penalty	0	1
NET YARDS RUSHING	409	32
Rushing Attempts	49	32
Average Per Rush	8.9	1.0
Rushing Touchdowns	5	1
Yards Gained Rushing	480	81
Yards Lost Rushing	42	49
NET YARDS PASSING	185	131
Completions-Attempts-Int	18-28-1	18-31-1
Average Per Attempt	6.6	4.2
Average Per Completion	10.3	7.3
Passing Touchdowns	1	0
TOTAL OFFENSE YARDS	594	163
Total offense plays	76	63
Average Gain Per Play	7.8	2.6
Fumbles: Number-Lost	2-1	0-0
Penalties: Number-Yards	5-38	1-10
PUNTS-YARDS	4-200	10-483
Average Yards Per Punt	50.0	48.3
Net Yards Per Punt	35.0	35.5
Inside 20	0	3
50+ Yards	2	4
Touchbacks	0	1
Fair catch	0	4
KICKOFFS-YARDS	8-506	3-190
Average Yards Per Kickoff	63.2	63.3
Net Yards Per Kickoff	36.2	46.3
Touchbacks	4	1
Punt returns: Number-Yards-TD	4-108-1	2-60-0
Average Per Return	27.0	30.0
Kickoff returns: Number-Yds-TD	1-26-0	4-116-0
Average Per Return	26.0	29.0
Interceptions: Number-Yds-TD	1-58-1	1-7-0
Fumble Returns: Number-Yds-TD	0-0-0	0-0-0
Miscellaneous Yards	0	0
Possession Time	31:33	28:27
1st Quarter	6:19	8:41
2nd Quarter	9:21	5:39
3rd Quarter	6:12	8:48
4th Quarter	9:41	5:19
Third-Down Conversions	6 of 12	3 of 16
Fourth-Down Conversions	0 of 1	0 of 1
Red-Zone Scores-Chances	2-5	2-2
Touchdowns	2-5	1-2
Field goals	0-5	1-2
Sacks By: Number-Yards	3-37	2-19
PAT Kicks	7-7	1-1
Field Goals	0-1	1-1

NOTES

GAME NOTES

Redshirt junior running back Alvin Kamara carded his third rushing touchdown of the season and 10th of his career midway through the second quarter, punching it in from seven yards out to help UT capitalize on an Alabama fumble. UT furthered its streak to 22 consecutive games with a rushing TD, dating to 2014.

Junior defensive end Derek Barnett came up with a huge sack midway through the second quarter, taking down Alabama quarterback Jalen Hurts for a 14-yard loss and forcing a fumble. It was Barnett's sixth sack this season and 26th of his career.

Barnett is now all alone at third for career sacks at UT, trailing Leonard Little (28, 1995-97) and Reggie White (32, 1980-83).

Barnett recorded his first career interception in the game, which was the first by a Vol defensive lineman since Jacques Smith had one vs. Auburn in 2013.

Safety Todd Kelly Jr. recorded a career-high 11 tackles, including seven solos, to pace the Vol defense.

Evan Berry moved into third on Tennessee's career kickoff return yards list, surpassing Devrin Young (1,543, 2011-14).

#9/11 TENNESSEE FALLS TO #1 ALABAMA 49-10

KNOXVILLE, Tenn. -- No. 9/11 Tennessee fell to No. 1/1 Alabama 49-10 on Saturday at Neyland Stadium.

Alabama jumped out to a 14-0 lead, but Tennessee (5-2, 2-2 SEC) pulled within seven in the second quarter after forcing a turnover in Crimson Tide territory. Derek Barnett got around the edge and forced a fumble by quarterback Jalen Hurts. Quay Picou recovered the ball to set the Vols up at Alabama's 11-yard line. Two plays later, Alvin Kamara rushed seven yards up the middle on a read-option play to bring the score to 14-7.

Alabama (7-0, 4-0 SEC) opened the scoring with an eight-play, 91-yard drive, capped by a 29-yard touchdown. On second down, wideout Calvin Ridley took a short shovel pass from Hurts and then handed off to ArDarius Stewart on the reverse. Stewart, who entered the play from the right side of the formation, took the ball 29 yards into the left corner of the end zone.

The Crimson Tide pushed its lead to 14-0 when Ronnie Harrison picked off Joshua Dobbs on a screen pass intended for Jalen Hurd and returned the ball 58 yards for a touchdown with 14 seconds left in the first quarter.

Alabama responded after Tennessee's score as Hurts held the ball on a read-option and took it 45 yards off the right side for an Alabama score.

Tennessee kept Alabama off the scoreboard twice near the end of the second quarter as Shy Tuttle deflected a pass by Hurts and Barnett caught the ball for the first interception of his career. After a UT punt, Alabama drove the ball into field goal position, but Adam Griffith missed a 37-yarder as time expired, keeping the score at 21-7 entering halftime.

Alabama added another score on their second possession of the third quarter. The Crimson Tide traveled 51 yards in five plays as Hurts hit Stewart on a 23-yard crossing pattern and followed that with a 21-yard rush to the right, before punching it into the end zone from two yards out on a sweep to the right.

Aaron Medley chipped into the deficit with a 37-yard field goal to make the score 28-10 at the 4:03 mark of the third quarter.

However, Alabama responded with another Hurts touchdown run that extended the Tide's lead 35-10. Alabama added two more scores on Eddie Jackson's 79-yard punt return and Bo Scarbrough's 85-yard run in the fourth quarter to push the margin to 49-10.

Josh Malone notched a team-high 61 receiving yards on five catches. Barnett finished with one sack, one forced fumble, one interception and two tackles for loss. Todd Kelly Jr. (11), Eliott Berry (nine) and Baylen Buchanan (eight) all set career highs in tackles while Emmanuel Moseley tied his career best with eight tackles.

Hurts finished the game with 143 yards passing, 132 yards rushing and three rushing touchdowns. Scarbrough had 109 rushing yards and Damien Harris tallied 94 rushing yards. Alabama had success on the ground, totaling 438 rushing yards as a team.

The Vols were not able to overcome the rash of injuries that they have battled through over the past month. Starters Cameron Sutton, Jalen Reeves-Maybin, Darrin Kirkland Jr., Malik Foreman, Cortez McDowell, Jashon Robertson and Dylan Weisman did not play on Saturday. Additionally, Brett Kendrick, Micah Abernathy and Kahlil McKenzie left the game and did not return for the Vols.

SCORING SUMMARY

Team	Qtr	Time	Scoring Play	Conversion	Plays	TOP	Score
UA	1st	3:29	Stewart 29 yd pass from Hurts	Griffith kick	8-91	2:58	7-0
UA	1st	0:14	Harrison 58 yd int return	Griffith kick			14-0
UT	2nd	9:41	Kamara 7 yd run	Medley kick	2-11	0:30	14-7
UA	2nd	7:22	Hurts 45 yd run	Griffith kick	6-65	2:19	21-7
UA	3rd	9:02	Hurts 2 yd run	Griffith kick	5-51	1:08	28-7
UT	3rd	4:03	Medley 37 yd field goal		10-49	4:53	28-10
UA	3rd	0:49	Hurts 1 yd run	Griffith kick	8-75	3:14	35-10
UA	4th	14:42	Jackson 79 yd punt return	Griffith kick			42-10
UA	4th	11:38	Scarbrough 85 yd run	Griffith kick	2-86	0:59	49-10

STAT LEADERS

ALABAMA

Rushing	Att	Yds	TD	Long	Avg.
Hurts	12	132	3	45	11.0
Scarbrough	5	109	1	85	21.8
Harris	14	94	0	18	6.7
Jacobs	6	38	0	22	6.3
Emmons	9	38	0	14	4.2
Bateman	2	-2	0	4	-1.0
Totals	49	409	4	85	8.5

Passing	C-A-I	Yds	TD	Long	Sack
Hurts	17-27-1	172	1	31	2
Bateman	1-1-0	13	0	13	0
Totals	18-28-1	185	1	31	2

Receiving	No.	Yds	TD	Long
Stewart	8	90	1	23
Ridley	6	58	0	31
Howard	1	23	0	23
Diggs	1	13	0	13
Jacobs	1	8	0	8
Harris	1	-7	0	0
Totals	18	185	1	31

TENNESSEE

Rushing	Att	Yds	TD	Long	Avg.
Hurd	13	28	0	12	2.2
Kamara	8	21	1	8	2.6
Kelly	3	8	0	5	2.7
Byrd	1	6	0	6	6.0
Dobbs	7	-31	0	4	-4.4
Totals	32	32	1	12	1.0

Passing	C-A-I	Yds	TD	Long	Sack
Dobbs	16-27-1	92	0	16	3
Dormady	2-4-0	39	0	36	0
Totals	18-31-1	131	0	36	3

Receiving	No.	Yds	TD	Long
Malone	5	61	0	36
Jennings	3	20	0	11
Hurd	3	-1	0	6
Wolf	2	30	0	16
Kamara	2	7	0	4
Smith	1	10	0	10
Kelly	1	3	0	3
Byrd	1	1	0	1
Totals	18	131	0	36

GAME 8

#18 TENNESSEE	7	0	7	7	-	21
SOUTH CAROLINA	7	7	3	7	-	24

Oct. 29 | Williams-Brice Stadium | Columbia, S.C. | 7:15 p.m. | Attendance: 78,696



THE BREAKDOWN

	UT	USC
FIRST DOWNS	16	19
Rushing	9	9
Passing	5	8
Penalty	2	2
NET YARDS RUSHING	136	158
Rushing Attempts	37	49
Average Per Rush	3.7	3.2
Rushing Touchdowns	1	1
Yards Gained Rushing	179	194
Yards Lost Rushing	43	36
NET YARDS PASSING	161	167
Completions-Attempts-Int	12-27-2	15-21-0
Average Per Attempt	6.0	8.0
Average Per Completion	13.4	11.1
Passing Touchdowns	1	2
TOTAL OFFENSE YARDS	297	325
Total offense plays	64	70
Average Gain Per Play	4.6	4.6
Fumbles: Number-Lost	2-1	0-0
Penalties: Number-Yards	9-87	7-77
PUNTS-YARDS	6-294	9-385
Average Yards Per Punt	49.0	42.8
Net Yards Per Punt	45.7	39.4
Inside 20	2	2
50+ Yards	3	3
Touchbacks	1	1
Fair catch	2	2
KICKOFFS-YARDS	4-265	5-331
Average Yards Per Kickoff	66.2	66.2
Net Yards Per Kickoff	40.8	26.2
Touchbacks	3	2
Punt returns: Number-Yards-TD	2-10-0	0-0-0
Average Per Return	5.0	0.0
Kickoff returns: Number-Yds-TD	3-150-1	1-27-0
Average Per Return	50.0	27.0
Interceptions: Number-Yds-TD	0-0-0	2-0-0
Fumble Returns: Number-Yds-TD	0-0-0	0-0-0
Miscellaneous Yards	0	0
Possession Time	24:06	35:54
1st Quarter	7:11	7:49
2nd Quarter	8:39	6:21
3rd Quarter	2:58	12:02
4th Quarter	5:18	9:42
Third-Down Conversions	5 of 14	5 of 16
Fourth-Down Conversions	0 of 1	1 of 1
Red-Zone Scores-Chances	2-2	3-3
Touchdowns	2-2	2-3
Field goals	0-2	1-3
Sacks By: Number-Yards	6-30	2-24
PAT Kicks	3-3	3-3
Field Goals	0-1	1-1

NOTES

GAME NOTES

Junior defensive end Derek Barnett was credited with 3.0 huge sacks on Gamecocks quarterback Jake Bentley, furthering his season total to 9.0 and his career total to 29.0.

With 29.0 career sacks, Barnett moved past VFL Leonard Little (1995-97) for sole possession of second place on the all-time sacks list at Tennessee. He now chases Reggie White (32, 1980-83) for the most career sacks in school history.

Running back John Kelly led the Vols' in rushing with 94 yards rushing on 14 carries, including a career-long 34-yard run in the fourth quarter.

UT furthered its streak to 23 consecutive games with a rushing TD, dating to 2014. The streak now stands as the second-longest active streak in FBS, trailing on Alabama (28) entering Saturday's contest. Tennessee's all-time record for most consecutive games with a rushing score is 24, established during the 1937-39 seasons.

With his 100-yard kickoff return for a touchdown in the third quarter, Evan Berry tied Willie Gault (4, 1979-82) for the most kickoff return touchdowns in school history. The return marked Berry's first special teams touchdown on the season and the fourth kickoff return touchdown of his career.

Trevor Daniel averaged 49.0 yards on six punts, booming three of 50-or-more yards. He now has 35 punts of 50-or-more yards, including a career-long 70-yarder in the second quarter against the Gamecocks.

TENNESSEE FALLS AT SOUTH CAROLINA, 24-21

COLUMBIA, S.C. -- South Carolina played turnover-free football in front of a feverish home crowd while handing 18th-ranked Tennessee a 24-21 loss Saturday night at Williams-Brice Stadium.

The Volunteers (5-3, 2-3 SEC) committed three costly turnovers while absorbing their third straight loss.

The Vols return home to Neyland Stadium next weekend when they host Tennessee Tech for homecoming. Kickoff is set for 4 p.m. ET on the SEC Network alternate channel. A limited number of tickets remain and can be purchased by visiting AllVols.com or calling 1-800-332-8657.

Tennessee junior defensive end Derek Barnett recorded three sacks Saturday to move past Leonard Little (1995-97) into second place on the school's career sacks list with (29.0).

Sophomore Vols tailback John Kelly posted career-highs for carries (14) and rushing yards (94).

All-American kick returner Evan Berry sparked some second-half momentum for Tennessee with a 100-yard kickoff return immediately following a field goal that had given the Gamecocks a 10-point lead at 17-7 late in the third quarter. It was Berry's fourth career kickoff return touchdown, tying him with Willie Gault (1979-82) for the most in UT history.

But the Vols lost a fumble at midfield with less than 12 minutes to play in the fourth--Tennessee's second turnover of the night--and South Carolina (4-4, 2-4 SEC) capitalized with a 35-yard touchdown pass from quarterback Jake Bentley to K.C. Crosby that pushed the Gamecocks' lead back to 10 points, 24-14.

Vols quarterback Joshua Dobbs then led the Big Orange on a six-play, 77-yard touchdown drive. His six-yard scoring strike to Juan Jennings trimmed the Carolina lead to three points with seven minutes remaining. Dobbs completed 12 of 26 passes for 161 yards and one touchdown Saturday. He also carried for 27 yards.

Following Jennings' touchdown, Tennessee's defense held for a desperately needed stop, but the first play of UT's ensuing drive resulted in an interception. A last-minute drive for the Vols advanced to the Carolina 40-yard line, but Aaron Medley's potentially game-tying 58-yard field goal--an extremely low-percentage distance for any college kicker--fell short as time expired.

After receiving the opening kickoff, South Carolina strung together a 10-play scoring drive--aided by three UT penalties--that culminated in a one-yard touchdown run by running back Rico Dowdle, who totaled 127 yards on 27 carries in the game.

Tennessee put itself on the scoreboard late in the first quarter when tailback Jalen Hurd punched in a one-yard run for his third rushing touchdown of the season and the 20th of his career. That capped a nine-play, 53-yard drive for the Big Orange. Hurd, battling injury, was limited to eight carries.

Carolina reclaimed the lead early in the second quarter when Bentley hit Bryan Edwards for a 17-yard touchdown strike.

The Gamecocks' 14-7 lead held through the end of the first half, and for the sixth time in eight games this season, Tennessee found itself trailing at the midway point.

First-half offensive totals were unimpressive for either team, as South Carolina managed only 101 yards and Tennessee tallied 98. On the night, the Gamecocks outgained the Vols 325-297.

After missing UT's last five games due to injury, sophomore linebacker Darrin Kirkland Jr. started and led the Vols with eight tackles.

Bentley, making his first career start for South Carolina, finished with 167 yards and a pair of touchdowns on 15-of-20 passing.

SCORING SUMMARY

Team	Qtr	Time	Scoring Play	Conversion	Plays	TOP	Score
USC	1st	10:30	Dowdle 1 yd run	Fry kick	9-73	4:30	0-7
UT	1st	1:50	Hurd 1 yd run	Medley kick	9-53	3:41	7-7
USC	2nd	12:46	Edwards 17 yd pass from Bentley	Fry kick	3-31	0:59	7-14
USC	3rd	1:49	Elliott Fry 28 yd field goal		11-69	5:54	7-17
UT	3rd	1:35	Berry 100 yd kickoff return	Medley kick			14-17
USC	4th	9:54	Crosby 35 yd pass from Bentley	Fry kick	4-50	1:44	14-24
UT	4th	7:03	Jennings 6 yd pass from Dobbs	Medley kick	6-77	2:51	21-24

STAT LEADERS

TENNESSEE

Rushing	Att	Yds	TD	Long	Avg.
Kelly	14	94	0	34	6.7
Dobbs	12	27	0	31	2.2
Hurd	8	16	1	5	2.0
Byrd	1	8	0	8	8.0
Berry	1	6	0	6	6.0
TEAM	1	-15	0	0	-15.0
Totals	37	136	1	34	3.7

Passing	C-A-I	Yds	TD	Long	Sack
Dobbs	12-26-2	161	1	25	2
TEAM	0-1-0	0	0	0	0
Totals	12-27-2	161	1	25	2

Receiving	No.	Yds	TD	Long
Malone	4	42	0	18
Jennings	3	54	1	25
Croom	2	22	0	17
Wolf	1	25	0	25
Kelly	1	17	0	17
Smith	1	1	0	1
Totals	12	161	1	25

SOUTH CAROLINA

Rushing	Att	Yds	TD	Long	Avg.
Dowdle	27	127	1	40	4.7
Turner	7	28	0	9	4.0
Williams	3	7	0	5	2.3
Samuel	1	6	0	6	6.0
McIlwain	1	-1	0	0	-1.0
Bentley	10	-9	0	16	-0.9
Totals	49	158	1	40	3.2

Passing	C-A-I	Yds	TD	Long	Sack
Bentley	15-20-0	167	2	35	6
McIlwain	0-1-0	0	0	0	0
Totals	15-21-0	167	2	35	6

Receiving	No.	Yds	TD	Long
Samuel	8	83	0	22
Edwards	4	41	1	17
Crosby	1	35	1	35
Hurst	1	9	0	9
Dowdle	1	-1	0	0
Totals	15	167	2	35

GAME 9

TENNESSEE TECH	0	0	0	0	-	0
TENNESSEE	21	17	7	10	-	55

Nov. 5 | Neyland Stadium | Knoxville, Tenn. | 4:02 p.m. | Attendance: 98,343



THE BREAKDOWN

	TTU	UT
FIRST DOWNS	14	21
Rushing	5	4
Passing	7	14
Penalty	2	3
NET YARDS RUSHING	60	177
Rushing Attempts	38	25
Average Per Rush	1.6	7.1
Rushing Touchdowns	0	3
Yards Gained Rushing	108	177
Yards Lost Rushing	48	0
NET YARDS PASSING	164	294
Completions-Attempts-Int	17-36-1	22-27-0
Average Per Attempt	4.6	10.9
Average Per Completion	9.6	13.4
Passing Touchdowns	0	3
TOTAL OFFENSE YARDS	224	471
Total offense plays	74	52
Average Gain Per Play	3.0	9.1
Fumbles: Number-Lost	1-0	0-0
Penalties: Number-Yards	5-45	6-71
PUNTS-YARDS	5-225	3-137
Average Yards Per Punt	45.0	45.7
Net Yards Per Punt	22.6	32.3
Inside 20	0	1
50+ Yards	2	1
Touchbacks	0	2
Fair catch	0	0
KICKOFFS-YARDS	1-42	9-584
Average Yards Per Kickoff	42.0	64.9
Net Yards Per Kickoff	11.0	41.2
Touchbacks	0	3
Punt returns: Number-Yards-TD	0-0-0	3-112-1
Average Per Return	0.0	37.3
Kickoff returns: Number-Yds-TD	6-138-0	1-31-0
Average Per Return	23.0	31.0
Interceptions: Number-Yds-TD	0-0-0	1-18-0
Fumble Returns: Number-Yds-TD	0-0-0	0-0-0
Miscellaneous Yards	0	0
Possession Time	41:16	18:44
1st Quarter	9:27	5:33
2nd Quarter	10:23	4:37
3rd Quarter	11:26	3:34
4th Quarter	10:00	5:00
Third-Down Conversions	6 of 19	4 of 8
Fourth-Down Conversions	1 of 8	0 of 0
Red-Zone Scores-Chances	0-0	4-4
Touchdowns	0-0	3-4
Field goals	0-0	1-4
Sacks By: Number-Yards	0-0	4-30
PAT Kicks	0-0	7-7
Field Goals	0-0	2-2

NOTES

GAME NOTES

The 55-0 triumph provided UT the largest margin of victory since the Vols defeated Western Kentucky, 63-7 (56 points), on Sept. 2009.

Tennessee now is 71-19-3 all-time on Homecoming and has won its past three Homecoming contests as well as 30 of its past 33.

Dobbs surpassed 6,000 yards passing in his career, becoming only the sixth Tennessee signal-caller to eclipse that total. He now stands at 6,061.

With seven TD receptions on the season, Malone has the most by a Vol receiver since Justin Hunter had nine and Zach Rogers had seven in 2012.

Running back John Kelly had a 73-yard touchdown run, the longest of his career and the longest of the Butch Jones era.

It was the largest shutout victory since Tennessee rolled past Vanderbilt, 65-0, on Nov. 26, 1994.

Tennessee finished the game with 13+ tackles for losses, with 16 different players in on stops behind the line of scrimmage.

True freshman Marquez Callaway added a 62-yard punt return for a touchdown, on his second-ever attempt, with 2:54 to go in the game, finishing with 114 yards on two runbacks.

VOLS ROUT TENNESSEE TECH TO SECURE BOWL ELIGIBILITY

KNOXVILLE, Tenn. -- Tennessee secured bowl eligibility for the third straight season with a commanding 55-0 victory over Tennessee Tech on Saturday before a crowd of 98,343 at Neyland Stadium in the program's 93rd homecoming game.

The Volunteers (6-3) piled up 471 yards of total offense, including a season-best 379 yards in the first half and recorded their first shutout since a 24-0 victory in last year's homecoming game on Nov. 14 against North Texas. The win was Tennessee's largest shutout victory since a 65-0 triumph over Vanderbilt on Nov. 26, 1994 and helped the Vols improve to 6-0 all-time against Tennessee Tech.

Joshua Dobbs threw for 183 yards and three touchdown passes before giving way to Quinten Dormady late in the first half. UT scored on six of its seven possessions in the opening half, including touchdowns on the first four while racing out to a 38-0 halftime lead.

Two of Dobbs' touchdown throws went to Josh Malone, who set a career high with 112 receiving yards. Malone tied career highs with five catches and a pair of touchdown grabs as well.

Sophomore running back John Kelly also had a career day while making his first-career start. The Detroit native topped the century mark for the first time in his career, totaling 104 yards and a touchdown on just seven carries, all in the first half.

The Volunteers' defense was stout throughout the game, holding the Golden Eagles (3-6) to 224 total yards, the least by UT opponent this season. The Big Orange also made six stops on fourth down in the game and had 13 tackles for loss to go along with four sacks. True freshman Nigel Warrior led the team with a career-best seven tackles while Cortez McDowell added three stops and made his first-career interception.

Tennessee didn't waste any time getting on the board, taking a 7-0 lead on a 30-yard touchdown pass from Dobbs to Malone just 57 seconds into the game. Tyler Byrd returned the opening kickoff 31 yards to the Tennessee Tech 46 yard line to give UT great field position before Dobbs found Malone wide open in the endzone on the game's third play.

The Vols' defense held strong on the Golden Eagles first drive of the afternoon, stopping a fourth-down attempt at their own 28 yard line to give the ball back to the offense.

Just 43 seconds later, Dobbs found Malone again for a 43-yard touchdown pass down the right sideline to spot UT an early 14-0 advantage. Dobbs sat in the pocket and lofted a perfect pass to the endzone where Malone was able to get a foot in bounds before breaking the plane for his seventh touchdown catch of the season.

Following a three and out by TTU, Kelly made it 21-0 after bursting through a hole off tackle and sprinting down the right sideline for a career-long 73-yard touchdown run on the first play of the drive. The touchdown run was the longest for Tennessee under head coach Butch Jones.

The offense continued to roll with a touchdown on the first play of the second quarter as Dobbs hit Jauan Jennings with a back-shoulder throw in the corner of the endzone to cap off a 10-play, 73-yard drive. It was Dobbs' third touchdown pass of the half and Jennings' fifth scoring reception of the season.

True freshman running back Carlin Fils-Aime plowed in from two yards out for his first-career touchdown to give UT a 35-0 lead with 4:23 remaining in the first half. The Vols tacked on a 19-yard Aaron Medley field goal as time expired to complete the first-half scoring.

Fils-Aime reached pay dirt for the second time on the afternoon on Tennessee's opening drive of the second half. Marquez Callaway's 52-yard punt return set the Vols up on the Golden Eagles' 22 yard line and Fils-Aime punched it in from a yard out three plays later to make it 45-0.

UT's defense made its fourth stop on fourth down when McDowell intercepted a pass deep in Tennessee territory late in the third quarter to keep Tech off the board and preserve the shutout.

After another fourth-down stop by the Vols' defense, Medley split the uprights for the second time with a season-long 42-yard field goal to make it 48-0 with just under 12 minutes to play. Tennessee capped off the scoring with a 62-yard punt return for a touchdown by Callaway with 2:45 left in the game. Callaway had two punt returns for 114 yards in the game.

SCORING SUMMARY

Team	Qtr	Time	Scoring Play	Conversion	Plays	TOP	Score
UT	1st	14:03	Malone 30 yd pass from Dobbs	Medley kick	3-46	0:57	0-7
UT	1st	8:46	Malone 43 yd pass from Dobbs	Medley kick	3-72	0:43	0-14
UT	1st	5:26	Kelly 73 yd run	Medley kick	1-73	0:13	0-21
UT	2nd	14:55	Jennings 3 yd pass from Dobbs	Medley kick	10-73	3:45	0-28
UT	2nd	4:23	Fils-Aime 2 yd run	Medley kick	5-62	1:19	0-35
UT	2nd	0:00	Medley 19 yd field goal		8-47	1:22	0-38
UT	3rd	12:50	Fils-Aime 1 yd run	Medley kick	3-22	0:52	0-45
UT	4th	11:57	Medley 42 yd field goal		8-27	3:09	0-48
UT	4th	2:54	Callaway 62 yd punt return	Foster kick			0-55

STAT LEADERS

TENNESSEE TECH

Rushing	Att	Yds	TD	Long	Avg.
Goldschmidt	7	39	0	12	5.6
Thaenrat	14	33	0	13	2.4
Warwick	2	6	0	5	3.0
Byrd	4	2	0	3	0.5
Brown	1	-1	0	0	-1.0
Carter	2	-1	0	0	-0.5
Birdsong	6	-3	0	9	-0.5
Napper	1	-5	0	0	-5.0
Hicks	1	-10	0	0	-10.0
Totals	38	60	0	13	1.6

Passing	C-A-I	Yds	TD	Long	Sack
Birdsong	17-35-1	164	0	30	3
Brown	0-1-0	0	0	0	0
Hicks	0-0-0	0	0	0	1
Totals	17-36-1	164	0	30	4

Receiving	No.	Yds	TD	Long
Byrd	9	121	0	30
Cates	3	23	0	10
Thaenrat	3	12	0	7
Smith	1	5	0	5
Cunningham	1	3	0	3
Totals	17	164	0	30

TENNESSEE

Rushing	Att	Yds	TD	Long	Avg.
Kelly	7	104	1	73	14.9
Lewis	6	34	0	12	5.7
Fils-Aime	8	27	2	8	3.4
Dowdy	1	4	0	4	4.0
Dormady	1	3	0	3	3.0
Dobbs	1	3	0	3	3.0
Lacey	1	2	0	2	2.0
Totals	25	177	3	73	7.1

Passing	C-A-I	Yds	TD	Long	Sack
Dormady	9-13-0	109	0	33	0
Dobbs	12-13-0	183	3	43	0
Jones	1-1-0	2	0	2	0
Totals	22-27-0	294	3	43	0

Receiving	No.	Yds	TD	Long
Malone	5	112	2	43
Johnson	5	64	0	21
Byrd	2	37	0	33
Johnson	2	10	0	8
Jennings	2	5	1	3
George	1	20	0	20
Callaway	1	13	0	13
Kelly	1	11	0	11
Wolf	1	8	0	8
Smith	1	7	0	7
Croom	1	7	0	7
Totals	22	294	3	43

GAME 10

KENTUCKY	10	3	3	20	-	36
TENNESSEE	14	7	14	14	-	49

Nov. 12 | Neyland Stadium | Knoxville, Tenn. | 12:01 p.m. | Attendance: 101,075



THE BREAKDOWN

	UK	UT
FIRST DOWNS	29	29
Rushing	16	17
Passing	10	10
Penalty	3	2
NET YARDS RUSHING	443	376
Rushing Attempts	55	41
Average Per Rush	8.1	9.2
Rushing Touchdowns	4	4
Yards Gained Rushing	485	416
Yards Lost Rushing	42	40
NET YARDS PASSING	192	223
Completions-Attempts-Int	12-29-1	11-18-1
Average Per Attempt	6.6	12.4
Average Per Completion	16.0	20.3
Passing Touchdowns	0	3
TOTAL OFFENSE YARDS	635	599
Total offense plays	84	59
Average Gain Per Play	7.6	10.2
Fumbles: Number-Lost	2-1	2-2
Penalties: Number-Yards	6-59	9-64
PUNTS-YARDS	6-246	4-195
Average Yards Per Punt	41.0	48.8
Net Yards Per Punt	33.0	49.5
Inside 20	1	2
50+ Yards	0	2
Touchbacks	2	0
Fair catch	2	2
KICKOFFS-YARDS	7-372	8-511
Average Yards Per Kickoff	53.1	63.9
Net Yards Per Kickoff	37.6	42.5
Touchbacks	1	4
Punt returns: Number-Yards-TD	2--3-0	1-8-0
Average Per Return	-1.5	8.0
Kickoff returns: Number-Yds-TD	4-71-0	6-84-0
Average Per Return	17.8	14.0
Interceptions: Number-Yds-TD	1-0-0	1-0-0
Fumble Returns: Number-Yds-TD	0-0-0	0-0-0
Miscellaneous Yards	0	0
Possession Time	35:21	24:39
1st Quarter	7:41	7:19
2nd Quarter	9:14	5:46
3rd Quarter	10:40	4:20
4th Quarter	7:46	7:14
Third-Down Conversions	6 of 17	1 of 5
Fourth-Down Conversions	0 of 0	0 of 0
Red-Zone Scores-Chances	5-6	3-3
Touchdowns	2-6	3-3
Field goals	3-6	0-3
Sacks By: Number-Yards	2-34	4-30
PAT Kicks	3-3	7-7
Field Goals	3-3	0-0

NOTES

GAME NOTES

The 7-3 start is the best start for the program through its first 10 games since 2007.

As a team, the Vols put together a season-high 376 rushing yards, surpassing their previous high of 282 yards rushing against Texas A&M.

With 370 total yards (147 rushing, 223 passing), Dobbs became only the fourth player in school history with at least 8,000 yards of total offense in his career. The feat also now puts him in the company of Peyton Manning, Erik Ainge and Casey Clausen as the only QBs in UT history with at least 2,500 yards of total offense in two different seasons.

UT furthered its streak to 25 consecutive games with a rushing TD, dating to 2014. The streak now stands as a school record for most consecutive games with a rushing score, surpassing a previous high streak of 24 games from the 1937-39 seasons.

In the fourth quarter, Derek Barnett recorded season sack No. 10 against UK's Stephen Johnson, as well as the 30th sack of his career. By doing so, Barnett now needs just 2.0 sacks to tie Tennessee career sacks leader Reggie White (32). He now has at least 10 sacks in each of his three seasons for UT, while 27 of his 30 career sacks have come in SEC play.

Defensive back Micah Abernathy led the Vols' defense today with 10 total tackles, including nine solo tackles.

VOLS RUSH PAST KENTUCKY FOR 49-36 WIN

KNOXVILLE, Tenn. -- Tennessee ran for a season-high 376 yards and had a trio of players rush for 94 or more yards in a 49-36 victory over Kentucky on Saturday afternoon in front of a crowd of 101,075 at Neyland Stadium.

Senior quarterback Joshua Dobbs put forth another stellar performance against the Wildcats (5-5, 4-4 SEC), accounting for 370 yards and five total touchdowns (three passing, two rushing) on the afternoon. Dobbs has now totaled 1,242 yards and 16 total touchdowns in his career against Kentucky. He finished with a season-high 147 yards rushing to go along with 223 yards through the air.

After a three and out by the Vols on their opening drive, the Wildcats needed just two plays to reach the end zone on their first possession. Quarterback Stephen Johnson sprinted 75 yards on UK's first play from scrimmage and Stanley "Boom" Williams finished the drive with a 10-yard touchdown run on the next play to give the Cats an early 7-0 lead.

The lead didn't last long, however, as Dobbs marched the Vols 83 yards down the field on their next possession, capping the drive with a 24-yard touchdown pass to a wide-open Josh Smith in the corner of the end zone. Dobbs had a 41-yard run earlier in the drive to get UT into scoring position.

A 37-yard field goal by Austin MacGinnis followed a nine-play drive that put UK up 10-7 late in the first quarter. The Wildcats converted a third-and-long from their own 40-yard line to keep the drive alive before Benny Snell found room down the left sideline for 27-yard rush to the Tennessee 16-yard line.

Dobbs continued to do damage with his legs as the Vols answered again on the following drive to take a 14-10 advantage. The senior evaded a couple of defenders before darting down the right sideline for a 35-yard gain to the 1-yard line. He punched it in two plays later to surpass Jimmy Streater for the most career rushing touchdowns by a quarterback in program history with the 26th of his career.

After another lengthy drive, Kentucky was forced to settle for a field goal early in the second quarter. The UT defense stiffened with a huge stop on third-and-goal from its own 1-yard line as Corey Vereen stuffed Snell for a 1-yard loss. After a delay of game penalty, MacGinnis split the uprights from 25 yards out to cut the deficit to one.

Tennessee responded by going right down the field again on its next possession, this time primarily through the air, for its second straight touchdown drive. Dobbs found Josh Malone for an 18-yard gain on third-and-6 and completed a screen pass to Tyler Byrd that he took 44 yards down the sideline to the UK 13-yard line. A couple plays later, Dobbs hit Ethan Wolf over the middle for a 10-yard touchdown pass to extend the Vols' lead to eight midway through the second quarter.

The Wildcats scored on their first drive of the second half on MacGinnis' third field goal of the afternoon, this one from 33 yards out. Williams broke off a 39-yard run on the first play of the half to move Kentucky in Tennessee territory before the drive stalled out in the red zone.

UT need just five plays to go 92 yards on its opening drive of the second half. The Vols dove into their bag of trick plays as Malone hauled in a 51-yard touchdown pass from Dobbs on a flea-flicker to make it 28-16.

The UT defense forced its second turnover of the game as UK was threatening score late in the third quarter. Cornerback Stephen Griffin knocked the ball loose from Snell at the Tennessee 4-yard line and LaTray Lewis recovered the fumble to give the ball back to the Volunteers' red-hot offense.

The offense didn't take long to convert the turnover into points, going 96 yards in only six plays to increase the lead to 19 with just over three minutes to go in the quarter. Kamara finished the drive with a weaving 17-yard touchdown run to make it 35-16.

A long touchdown run by Jojo Kemp gave the Wildcats some life early in the fourth quarter. The senior running back took a handoff 71 yards to the house to cut the Tennessee lead to 13 with over 12 minutes to play. UK's 2-point conversion attempt to make it an 11-point game failed.

Dobbs answered Kemp with a long touchdown run of his own to pump the lead back up to 20 points. Dobbs took a QB keeper off right tackle and outraced the Kentucky defenders to the checkerboards for his fifth total touchdown and second rushing score of the afternoon. The 45-yard scamper gave Dobbs a season-high in rushing yards and marked his fifth-career 100-yard rushing game. He finished with 147 yards rushing for the game.

Kamara's second touchdown run of the afternoon with 7:12 to go all but put the game away. The redshirt junior broke a couple of tackles on his 29-yard run to the end zone to make it 49-22 Vols. The Wildcats added a pair of late scores on touchdown runs by Sihem King and Johnson to account for the final score.

Micah Abernathy led the defense with 10 total tackles while Vereen finished with three tackles for loss, including two of Tennessee's four sacks. Derek Barnett also added to his SEC-leading sack total with his 10th of the year. He is now just two sacks shy of tying Reggie White's program record of 32.0.

SCORING SUMMARY

Team	Qtr	Time	Scoring Play	Conversion	Plays	TOP	Score
UK	1st	13:09	Williams 10 yd run	MacGinnis kick	2-85	0:43	7-0
UT	1st	10:54	Smith 24 yd pass from Dobbs	Medley kick	6-83	2:09	7-7
UK	1st	3:31	MacGinnis 37 yd field goal		9-42	3:22	10-7
UT	1st	1:30	Dobbs 1 yd run	Medley kick	6-75	2:01	10-14
UK	2nd	9:27	MacGinnis 25 yd field goal		13-72	6:59	13-14
UT	2nd	6:27	Wolf 10 yd pass from Dobbs	Medley kick	7-79	2:53	13-21
UK	3rd	12:05	MacGinnis 33 yd field goal		8-60	2:55	16-21
UT	3rd	10:08	Malone 51 yd pass from Dobbs	Medley kick	5-92	1:52	16-28
UT	3rd	3:18	Kamara 17 yd run	Medley kick	6-96	2:23	16-35
UK	4th	12:30	Kemp 71 yd run	Snell failed 2pt	2-88	0:34	22-35
UT	4th	11:51	Dobbs 45 yd run	Medley kick	2-58	0:33	22-42
UT	4th	7:12	Kamara 29 yd run	Medley kick	5-64	2:58	22-49
UK	4th	3:58	King 24 yd run	MacGinnis kick	6-75	3:14	29-49
UK	4th	1:41	Johnson 2 yd run	MacGinnis kick	8-53	2:17	36-49

STAT LEADERS

KENTUCKY

Rushing	Att	Yds	TD	Long	Avg.
Williams	16	127	1	39	7.9
Kemp	8	90	1	71	11.2
Snell	15	79	0	27	5.3
King	6	75	1	24	12.5
Johnson	10	72	1	75	7.2
Totals	55	443	4	75	8.1

Passing	C-A-I	Yds	TD	Long	Sack
Johnson	12-29-1	192	0	37	4
Totals	12-29-1	192	0	37	4

Receiving	No.	Yds	TD	Long
Baker	3	35	0	16
Bone	2	57	0	37
Conrad	1	22	0	22
Johnson	1	19	0	19
Timmons	1	17	0	17
Richardson	1	17	0	17
Badet	1	15	0	15
Walker	1	9	0	9
Hart	1	1	0	1
Totals	12	192	0	37

TENNESSEE

Rushing	Att	Yds	TD	Long	Avg.
Dobbs	14	147	2	45	10.5
Kamara	10	128	2	39	12.8
Kelly	16	94	0	27	5.9
Jennings	1	7	0	7	7.0
Totals	41	376	4	45	9.2

Passing	C-A-I	Yds	TD	Long	Sack
Dobbs	11-17-1	223	3	51	2
TEAM	0-1-0	0	0	0	0
Totals	11-18-1	223	3	51	2

Receiving	No.	Yds	TD	Long
Malone	4	92	1	51
Wolf	4	44	1	20
Byrd	1	44	0	44
Smith	1	24	1	24
Jennings	1	19	0	19
Totals	11	223	3	51

GAME 11

MISSOURI	6	14	7	10	-	37
#19 TENNESSEE	7	14	14	28	-	63

Nov. 19 | Neyland Stadium | Knoxville, Tenn. | 3:41 p.m. | Attendance: 101,012



THE BREAKDOWN

	MU	UT
FIRST DOWNS	41	24
Rushing	27	12
Passing	13	10
Penalty	1	2
NET YARDS RUSHING	420	386
Rushing Attempts	67	45
Average Per Rush	6.3	8.6
Rushing Touchdowns	4	5
Yards Gained Rushing	442	393
Yards Lost Rushing	22	7
NET YARDS PASSING	320	223
Completions-Attempts-Int	21-43-2	15-22-0
Average Per Attempt	7.4	10.1
Average Per Completion	15.2	14.9
Passing Touchdowns	1	3
TOTAL OFFENSE YARDS	740	609
Total offense plays	110	67
Average Gain Per Play	6.7	9.1
Fumbles: Number-Lost	2-2	0-0
Penalties: Number-Yards	7-51	5-45
PUNTS-YARDS	2-92	4-185
Average Yards Per Punt	46.0	46.2
Net Yards Per Punt	36.0	46.2
Inside 20	1	2
50+ Yards	0	1
Touchbacks	0	0
Fair catch	0	0
KICKOFFS-YARDS	7-451	10-645
Average Yards Per Kickoff	64.4	64.5
Net Yards Per Kickoff	44.0	40.2
Touchbacks	4	7
Punt returns: Number-Yards-TD	0-0-0	2-20-0
Average Per Return	0.0	10.0
Kickoff returns: Number-Yds-TD	3-68-0	2-43-0
Average Per Return	22.7	21.5
Interceptions: Number-Yds-TD	0-0-0	2-85-1
Fumble Returns: Number-Yds-TD	0-0-0	0-0-0
Miscellaneous Yards	0	0
Possession Time	31:09	28:51
1st Quarter	7:35	7:25
2nd Quarter	7:10	7:50
3rd Quarter	10:38	4:22
4th Quarter	5:46	9:14
Third-Down Conversions	11 of 20	9 of 15
Fourth-Down Conversions	2 of 5	0 of 0
Red-Zone Scores-Chances	4-5	3-3
Touchdowns	3-5	3-3
Field goals	1-5	0-3
Sacks By: Number-Yards	2-3	1-7
PAT Kicks	4-5	9-9
Field Goals	1-1	0-1

NOTES

GAME NOTES

With a final score of 63-37, the Vols scored 40-plus points in three consecutive games for the first time since 1995.

The Volunteers finish their 2016 regular season with a 6-1 home record, their best mark since going 7-0 in 2007.

Senior quarterback Joshua Dobbs finished the day 15-of-22 for 223 yards passing with three touchdowns. He also gained 190 yards rushing on 10 carries with two touchdowns on the ground to amount to five TDs on the day. Dobbs now owns 17 career multi-touchdown passing games including seven this year.

With 413 total yards accounted for today, Dobbs surpassed his previous single-season career high for total yards of 3,204 set last season. He now has 3,220 total yards this year and joins Peyton Manning as the only two players in school history with at least 2,950 yards of total offense in two different seasons.

In the third quarter, Derek Barnett recorded season sack No. 11 against Mizzou's Drew Lock, as well as the 31st sack of his career. By doing so, Barnett now needs just 1.0 sack to tie Tennessee career sacks leader Reggie White (32.0). He has at least 10 sacks in each of his three seasons for UT, while 28 of his 31 career sacks have come in SEC play.

Barnett stands as the only player in SEC history to record 10-or-more sacks in three consecutive seasons (2014-16).

VOLS DOWN MISSOURI ON SENIOR DAY, 63-37

KNOXVILLE, Tenn. -- In his final game at Neyland Stadium, senior quarterback Joshua Dobbs accounted for five touchdowns to lead the Tennessee Volunteers to a 63-37 victory over the Missouri Tigers on Saturday.

Dobbs passed for 223 yards and three touchdowns on Senior Day. He rushed for two more scores -- including a career-long 70-yard breakaway touchdown gallop down the Missouri sideline -- to finish with a career-best 413 total yards.

The Vols (8-3, 4-3 SEC) took the lead over Missouri (3-8, 1-6) midway through the first quarter, and while the Tigers' kept pace with Tennessee's scoring through three quarters, the Vols never trailed the rest of the way.

Tennessee forced four turnovers and did not commit any themselves. Two Tennessee interceptions resulted in 14 points for the Vols, including an 59-yard interception return by Jonathan Kongbo.

Dobbs opened the scoring for Tennessee when he connected with Juan Jennings, who made a leaping grab and stepped over a defender on his way into the end zone for a 49-yard touchdown. Aaron Medley's extra point put the Vols in front 7-6 with 6:01 left in the opening quarter after Missouri had missed an extra point following its opening touchdown.

Tennessee broke away in the fourth quarter, outscoring the Tigers 28-10. It marked the most points the Vols had scored in a quarter this season and the first time the Vols had passed the 60-point marker in a game since a 63-7 win over Western Kentucky in 2009.

The Vols amassed 609 total yards, 223 passing and 386 in the air, averaging 9.1 yards per play.

John Kelly rushed for more than 100 for a second time this season, finishing with 101 yards and a touchdown on 18 carries. Alvin Kamara scored two rushing touchdowns and finished with 55 yards.

Jennings caught four passes from Dobbs for 67 yards and a two touchdowns. Josh Malone led the Vols with 83 receiving yards and his ninth touchdown reception.

Missouri finished the game with 740 total yards, the most yards the Vols have given up in a game in program history.

Defensively, Micah Abernathy led the Vols with 12 tackles plus an interception and 26-yard return that resulted in an eventual Tennessee touchdown in the third quarter. Rashaan Gaulden and Darrin Kirkland Jr. had nine tackles each.

Derek Barnett recorded another solo sack, giving him 11.0 this season and 31.0 in his career, putting him just one sack away from tying Reggie White's program record for career sacks (32.0).

SCORING SUMMARY

Team	Qtr	Time	Scoring Play	Conversion	Plays	TOP	Score
MU	1st	9:07	Crockett 22 yd run	Kick failed	12-88	3:50	6-0
UT	2nd	6:01	Jennings 49 yd pass from Dobbs	Medley kick	7-98	3:06	6-7
UT	2nd	13:50	Malone 57 yd pass from Dobbs	Medley kick	3-74	0:57	6-14
MU	2nd	8:00	Lock 2 yd run	McCann kick	7-71	1:47	13-14
UT	2nd	5:00	Kamara 4 yd run	Medley kick	9-75	3:00	13-21
MU	2nd	2:17	Witter 2 yd run	McCann kick	9-80	2:36	20-21
UT	3rd	13:58	Jennings 5 yd pass from Dobbs	Medley kick	3-9	0:48	20-28
MU	3rd	8:51	Witter 1 yd run	McCann kick	14-82	5:01	27-28
UT	3rd	2:39	Dobbs 30 yd run	Medley kick	6-58	2:10	27-35
MU	4th	14:50	McCann 28 yd field goal		10-63	2:49	30-35
UT	4th	13:20	Dobbs 70 yd run	Medley kick	3-79	1:25	30-42
UT	4th	9:25	Kamara 2 yd run	Medley kick	7-58	2:26	30-49
MU	4th	7:57	Mason 50 yd pass from Lock	McCann kick	7-75	1:28	37-49
UT	4th	5:52	Kelly 27 yd run	Medley kick	4-75	2:01	37-56
UT	4th	4:31	Kongbo 59 yd int return	Medley kick			37-63

STAT LEADERS

MISSOURI

Rushing	Att	Yds	TD	Long	Avg.
Crockett	24	225	1	38	9.4
Witter	31	163	2	19	5.3
Strong	8	39	0	23	4.9
Augusta	1	0	0	0	0.0
Lock	3	-7	1	2	-2.3
Totals	67	420	4	38	6.3

Passing	C-A-I	Yds	TD	Long	Sack
Lock	21-43-2	320	1	50	1
Totals	21-43-2	320	1	50	1

Receiving	No.	Yds	TD	Long
Moore	9	134	0	25
Mason	3	66	1	50
Johnson	2	41	0	32
Culkin	2	35	0	24
Blanton	2	21	0	13
Black	1	15	0	15
Hall	1	8	0	8
Crockett	1	0	0	0
Totals	21	320	1	50

TENNESSEE

Rushing	Att	Yds	TD	Long	Avg.
Dobbs	10	190	2	70	19.0
Kelly	18	101	1	27	5.6
Kamara	12	55	2	28	4.6
Byrd	2	24	0	22	12.0
Fils-Aime	2	12	0	8	6.0
Jennings	1	4	0	4	4.0
Totals	45	386	5	70	8.6

Passing	C-A-I	Yds	TD	Long	Sack
Dobbs	15-22-0	223	3	57	2
Totals	15-22-0	223	3	57	2

Receiving	No.	Yds	TD	Long
Jennings	4	67	2	49
Malone	3	83	1	57
Kamara	3	14	0	10
Byrd	2	8	0	10
Johnson	1	22	0	22
Croom	1	18	0	18
Wolf	1	11	0	11
Totals	15	223	3	57



UT WELL-REPRESENTED

- There are 29 VFLs on 17 different NFL teams.
- The Kansas City Chiefs have four VFLs in Eric Berry, Tyler Bray, Dustin Colquitt and Zach Fulton.
- Tampa Bay feature a trio of former Vols in Robert Ayers, Luke Stocker and Kyler Kerbyson.
- Miami is one of several NFL teams that feature a duo of VFLs. Those teams include: Cleveland, Pittsburgh, Jacksonville, Los Angeles and Oakland.

MISC NOTES

- Former Vol Eric Berry has been an anchor for the Chiefs on defense in the 2016 season. Berry is second on the team in tackles with 48. He has 4 pass defense and 1 INT in leading Kansas City to a 7-3 record.
- VFL Eric Berry currently leads all former Vols in tackles with 48. Tony McDaniel is second with 27 and Malik Jackson comes in third with 19 tackles.
- Since his release from Miami and signing with Buffalo on Sept. 30 VFL Justin Hunter has settled in nicely. In four starts with the Bills Hunter has 6 receptions for 71 yards and 3 touchdowns.
- After 18 years, two Super Bowl titles, five MVP awards, and 14 Pro Bowls, Peyton Manning announced his retirement on March 7.
- After seven and a half seasons in the NFL, VFL Arian Foster has retired. Foster rushed for 6, 527 yards in his career and finishes with 54 rushing touchdowns. Foster spent seven seasons with the Houston Texans where he won the NFL rushing title in 2010. Foster signed with the Miami Dolphins in July 2016.

• Former Vol Chris Scott saw his first action at Center this season in Carolina's Thursday night game on Nov. 17.

WITTEN MOVING UP THE CHARTS

- VFL Jason Witten is currently No. 9 on the all-time receptions list with 1,069 receptions. He is only one reception away from tying Reggie Wayne who ranks No. 8 all-time. He is also 9 receptions behind former teammate Terrell Owens who owns the No. 7 spot. Witten needs just 25 more receptions to pass Tim Brown and move into the top 5 of reception leaders in NFL history.
- Witten is No. 28 all-time in receiving yards and has 11,735 yards. He needs 170 yards to pass Hall of Famer and Cowboys legend Michael Irvin, who sits at No. 25 all-time with 11,904 yards.
- There is only one tight end ahead of Witten on the all-time receptions list, and that is Tony Gonzalez with 1,325 receptions.
- Among active players Witten is second in receptions behind Cardinals receiver Larry Fitzgerald who has 1,086 career receptions.

CAREER RECEPTIONS (1,069)

- Ranks 9th all-time, just 25 away from 5th all-time.
- Only the second tight end in NFL history with 1,000 receptions. The first was Tony Gonzalez.

TENNESSEE: PUNTER U

- Tennessee has four alums who are starting NFL punters, more than any other university. Here's where they rank in various NFL punting statistics:

Name (Team)	2016 Avg.	Net Avg.	In 20
Britton Colquitt (CLE)	45.4 (22)	40.9 (11)	15 (T16)
Dustin Colquitt (KC)	45.8 (T18)	41.2 (9)	22 (T3)
Matt Darr (MIA)	46.3 (T14)	41 (10)	18 (T9)
Michael Palardy (CAR)	46.7 (10)	35.7 (33)	1 (34)

NEW HOMES FOR VFLS

- After four seasons and a victory in Super Bowl 50 with the Denver Broncos, Malik Jackson has found a new home in Jacksonville.
- Britton Colquitt has found a new home. After being waived by Denver on Aug. 30, Colquitt was signed by the Cleveland Browns on Sept. 3. Colquitt had been the punter for Denver during its last 96 regular-season games. Colquitt has a career punt average of 45.2.
- Former VFL Rajion Neal made the Cleveland Browns roster but suffered an injury during the preseason and is starting the year on the IR.
- After being released by the Miami Dolphins, VFL Justin Hunter was signed by the Buffalo Bills on Sept. 30.
- Michael Palardy signed with the Carolina Panthers on Monday Nov. 14 and made his NFL debut in Carolina's Thursday night matchup against New Orleans.
- Kyler Kerbyson signed with Tampa Bay's practice squad on Nov. 15

VOLS IN THE NFL ROUNDUP

Player	Pos.	Team	2016 Stats Last Week	Week 12 Opponent
Robert Ayers	DE	Tampa Bay	14 tackles, 2.5 sacks, 1 FF at. KC, 1 tackle	vs SEA, 4:05 ET, FOX
Eric Berry	DB	Kansas City	48 tackles, 7 Pass Def, 2 INT, 1 TD vs TB, 3 tackles	at. DEN, 8:30 ET, NBC
Tyler Bray	QB	Kansas City	DNP vs TB, DNP	at. DEN, 8:30 ET, NBC
Justin Coleman	DB	New England	8 tackles, 3 Pass Def at. SF, --	at. NYJ, 4:25 ET, CBS
Britton Colquitt	P	Cleveland	54 punts, 40.9 net avg. In 20 15 vs PIT, 3, 44 net avg, In 20 2	vs NYG, 1 ET, FOX
Dustin Colquitt	P	Kansas City	48 punts, 41.2 net avg. In 20 22 vs TB, 3, 39 net avg, In 20 1	at. DEN, 8:30 ET, NBC
Morgan Cox	LS	Baltimore	2 tackles, 10 GP at. DAL, 1 GP	vs CIN, 1 ET, CBS
Matt Darr	P	Miami	55 punts, 41 net avg., In 20 18 at. LA, 10, 42.6 net avg, In 20 2	vs SF, 1 ET, FOX
Alex Ellis	TE	Jacksonville	Practice Squad	at. BUF, 1 ET, CBS
Ramon Foster	G	Pittsburgh	9 GS at. CLE, 1 GS	(Thurs) at. IND, 8:30 ET, NBC
Zach Fulton	G	Kansas City	10 GP, 6 GS vs TB, 1 GS	at. DEN, 8:30 ET, NBC
Justin Hunter	WR	Buffalo	6 rec, 71 yards, 3 TD at. CIN, --	vs JAX, 1 ET, CBS
Malik Jackson	DE	Jacksonville	19 tackles, 2.5 sacks, 2 pass def at. DET, 2 tackles, 1 sack	at. BUF, 1 ET, CBS
Ja'Wuan James	T	Miami	10 GS at. LA, 1 GS	vs SF, 1 ET, FOX
Kyler Kerbyson	T	Tampa Bay	Practice Squad	vs SEA, 4:05 ET, FOX
Curt Maggitt	LB	Indianapolis	4 tackles vs TENN, --	(Thurs) vs PIT, 8:30 ET, NBC
Daniel McCullers	DT	Pittsburgh	8 tackles, 1 Pass Def at. CLE, 1 tackle, 1 Pass Def	(Thurs) at. IND, 8:30 ET, NBC
Tony McDaniel	DE	Seattle	27 tackles, 2 Pass Def, 1 FR vs PHI, 1 Pass Def	at. TB, 4:05 ET, FOX
Rajion Neal	RB	Cleveland	IR	vs NYG, 1 ET, FOX
Marquez North	WR	Los Angeles	IR	at. NO, 1 ET, FOX
Michael Palardy	P	Carolina	6 punts, 35.7 net avg. In 20 1 vs NO, 6, 35.7 net avg, In 20 1	at. OAK, 4:25 ET, CBS
Cordarrelle Patterson	WR	Minnesota	34 rec, 309 yards, 2 TD vs ARI, 4 rec, 53 yards	(Thurs) at. DET, 12:30 ET, CBS
Brian Randolph	DB	Los Angeles	IR	at. NO, 1 ET, FOX
Mychal Rivera	TE	Oakland	7 GP, 7 rec, 72 yards, 1 TD vs HOU, --	vs CAR, 4:25 ET, CBS
Chris Scott	G	Carolina	6 GP, 1 GS vs NO, 1 GP	at. OAK, 4:25 ET, CBS
Matt Simms	QB	Atlanta	Practice Squad	vs ARI, 1 ET, FOX
Luke Stocker	TE	Tampa Bay	5 GS, 3 rec, 19 yards at. KC, --	vs SEA, 4:05 ET, FOX
Dan Williams	DT	Oakland	10 tackles, 0.5 sack, 1 Pass Def vs HOU, 3 tackles	vs CAR, 4:25 ET, CBS
Jason Witten	TE	Dallas	49 rec, 520 yards, 2 TD vs BAL, 5 rec, 37 yards (Thurs) vs WASH, 4:30 ET, FOX	

-- = played, no stats

VOLS TO THE NFL



The Vols have one of the most storied histories of producing NFL Players:

- 337 drafted players, most in SEC and tied for eighth among all schools.
- At least one former Vol has played in 24 of the last 25 Super Bowls, with a total of 39 playing in the big game since 2000. Four former Vols played in Super Bowl 50, including Peyton Manning, Britton Colquitt and Malik Jackson for Denver and Chris Scott for Carolina.
- 14 former Vols have been selected in the first round of the NFL Draft since 2000, while 70 UT players have been selected overall in that time frame.
- Tennessee is second in the SEC with 45 all-time first-round draft picks.
- Tennessee has had multiple first-round draft picks nine times in the history of the NFL Draft, including 2010.
- VFL Peyton Manning won his second Super Bowl title and his first with the Denver Broncos with a 24-10 over the Carolina Panthers in Super Bowl 50. Manning also announced his retirement from the NFL after 18 years.

MEDIA INFORMATION

CREDENTIAL REQUESTS

- To obtain season or single-game credentials, please apply online by visiting <http://www.sportssystem.com/seccredentials>, scroll and click on Tennessee.

INTERVIEW REQUESTS

- Following practices open to the media, interviews will take place either in the practice field's end zone or in the Ray & Lucy Hand South Studio. True freshmen are not available for interviews, and student-athletes should not be contacted by the media for interviews by any method outside of scheduled interview times.
- Following requests for Coach Jones outside of standard interview times should be made through Senior Associate AD for Communications Ryan Robinson at 865-974-4167 (office) or 865-410-9988 (cell). Requests for player interviews should be made **at least 24 hours in advance** of the practice for which you are requesting an interview by contacting Assistant Director Stephen Lee at 865-974-7489 (office), 504-259-0907 (cell) or sklee@utk.edu.

WEEKLY MEDIA CONFERENCES

- Coach Butch Jones's weekly press conferences are held Mondays of game week inside the Stokely Family Media Center in Neyland Stadium at 12 p.m.
- Coach Jones will handle his weekly SEC Teleconference at 11:50 a.m. ET each Wednesday beginning Aug. 31 through Nov. 23. Media representatives should contact the SEC at (205) 458-3000 for a confidential phone number.

NEYLAND GAME DAY INFORMATION

- Press Will Call is at Gate 21 on the northwest side beginning two hours before game time.
- Pregame media meal is served on Press Box fifth level and in the Stokely Family Media Center at field level.
- Press box media access is through Gate 15. Field access is through Gates 21A and 25.
- Press parking is in parking garage G-10 at the southwest end of the stadium.

DIRECTIONS TO NEYLAND STADIUM

- From Airport: Turn toward Knoxville onto Alcoa Hwy. (U.S. Hwy. 129 North). After crossing Tennessee River bridge, exit right and then turn left onto Neyland Drive.
- From I-40 East: Follow I-40 to James White Parkway. Follow to Neyland Drive. (G-10 Garage can be entered off Neyland Drive.)
- From I-40 West: Follow I-40 to James White Parkway. Follow to Neyland Drive.
- From I-75 South: Follow I-75 to I-275. Follow I-275 to I-40. Take I-40 East to James White Parkway and follow to Neyland Drive. (G-10 Garage can be entered off Neyland Drive.)
- At Neyland Drive: Follow to Thompson-Boling Arena. Turn onto Lake Loudoun Boulevard. Turn right at first light onto Phillip Fulmer Way. G-10 garage is on right after passing arena.

TENNESSEE MEDIA RELATIONS STAFF



RYAN ROBINSON
Senior Associate Athletic Director
for Communications
Office: 865-974-4167
Cell: 865-410-9988
E-mail: ryan.robinson@utk.edu



MJ BURNS
Assistant Director
for Media Relations
Office: 865-974-8876
Cell: 713-419-4583
E-mail: MJBurns@utk.edu
Twitter: @MJTBurns



STEPHEN K. LEE
Assistant Director
for Media Relations
Office: 865-974-7489
Cell: 504-259-0907
E-mail: sklee@utk.edu
Twitter: @StephenKLeeUT



KELLEN HISER
Assistant Director
for Media Relations
Office: 865-974-1131
Cell: 307-760-8261
E-mail: khiser@utk.edu
Twitter: @toKelwithit

Asst. Athletic Dir. - Media Relations: Tom Satkowiak
Associate Director: Eric Trainer
Asst. Directors: Sean Barows, Kimberly Hood, Amanda Pruitt
Graduate Assistant: Jared Prescott
Photographers: Donald Page, Craig Bisacre

TENNESSEE MEDIA RELATIONS

Anderson Training Center Ground Floor
Phone: (865) 974-1212
Fax: (865) 974-9496
Mailing Address: P.O. Box 15016 Knoxville, TN 37901
Shipping Address: 1551 Lake Loudoun Boulevard, Knoxville, TN 37996

SEC MEDIA SERVICES

MEDIA RELATIONS STAFF: For information on services provided by the SEC, call (205) 458-3000, or write to 2201 Richard Arrington Boulevard North, Birmingham, AL 35203.

MEDIA RELATIONS OFFICE

Herb Vincent
Associate Commissioner/
Communications
Office: (205) 458-3000
E-mail: hvincent@sec.org



Website: secsports.com
Overnight Address:
2201 Richard Arrington Blvd
North, Birmingham, AL 35203

Herb Vincent

STAFF

Director of MR: Craig Pinkerton (cpinkerton@sec.org)
Director of MR: Chuck Dunlap (cdunlap@sec.org)
Director of MR: Tammy Wilson (twilson@sec.org)
Video Director: B.C. Romano (bcromano@sec.org)
Assistant MRD: Ben Beaty (bbeaty@sec.org)
Assistant MRD: Jill Skotarczak (jskotarczak@sec.org)
Assistant/Digital Media: Ann Drinkard (adrinkard@sec.org)

TELECONFERENCE: The 14 SEC head football coaches will be featured weekly on a teleconference from 11 a.m.-1:10 p.m., ET, during the 2016 league season. The teleconference will be held each Wednesday beginning Wed., Aug. 31 through Wed., Nov. 23. Media representatives should contact the SEC Media Relations Department (205) 458-3000 for the confidential phone number. Each coach will appear on the teleconference for seven minutes, according to the following schedule:

Order of Appearance (All Times Eastern)

- 11:00 a.m. Ed Orgeron, LSU
- 11:10 a.m. Kirby Smart, Georgia
- 11:20 a.m. Jim McElwain, Florida
- 11:30 a.m. Derek Mason, Vanderbilt
- 11:40 a.m. Nick Saban, Alabama
- 11:50 a.m. Butch Jones, Tennessee**
- 12:00 p.m. Bret Bielema, Arkansas
- 12:10 p.m. Barry Odom, Missouri
- 12:20 p.m. Hugh Freeze, Ole Miss
- 12:30 p.m. Kevin Sumlin, Texas A&M
- 12:40 p.m. Mark Stoops, Kentucky
- 12:50 p.m. Dan Mullen, Mississippi State
- 1:00 p.m. Will Muschamp, South Carolina
- 1:10 p.m. Gus Malzahn, Auburn

ONLINE

Official Site
utsports.com/football



YouTube
youtube.com/UTSportsTVFootball

SOCIAL



Twitter, Instagram, Snapchat
[@Vol_Football](https://twitter.com/Vol_Football)



Facebook Page
Facebook.com/VolFootball

TENNESSEE FOOTBALL MEDIA AVAILABILITY FOR THIS WEEK

MONDAY [21]

Approx 12 p.m. Press Conference
Coach Jones, select coordinators, assistant coaches

TUESDAY [22]

12:30 p.m. Media Availability
Select student-athletes
4:30 p.m. - Select periods of practice open

WEDNESDAY [23]

11:50 a.m. - SEC Teleconference
12 p.m. - Butch Jones Press Conference
12:20 p.m. - Select student-athletes

THURSDAY [24]

TBD

FRIDAY [25]

TBD

SATURDAY [26]

Tennessee at Vanderbilt
7:30 p.m. SEC Network

SUNDAY [27]

TBD

collegepressbox.com features media information, news and information links and weekly and archived game notes, rosters, depth charts, statistics and game books, as well as pregame quotes. The service also has special sections devoted to bowls, awards, national signing day and spring football, and the NFL Draft. To access the site, log in with: **username: secmedia | password: birmingham**