

FLORIDA™

MEN'S BASKETBALL

Release Date: Feb. 23, 2014;
Poll info updated Feb. 24, 2014



#1 Florida (25-2/14-0 SEC) vs. Vanderbilt (15-11/7-7 SEC)
Memorial Gym (14,316) - Nashville, Tenn.
Game 28 - Feb. 25, 2014 - 7 p.m.



COACHES

Billy Donovan
440-168 | 18th season at Florida
475-188 | 20th season overall

Kevin Stallings
292-185 | 15th season at Vanderbilt
415-250 | 21st season overall

BROADCAST INFORMATION

TV | ESPN

Streaming | WatchESPN
Play-by-Play: Brad Nessler
Analyst: Jimmy Dykes
Reporter: Shannon Spake

Radio | Gator IMG Sports Network
Play-by-Play: Mick Hubert
Analyst: Mark Wise

TICKET INFORMATION

vucommodores.com

FLORIDA'S NEXT OPPONENT

March 1 vs. LSU | 16-10 (7-7)

TWITTER

@GatorZoneMBK
@GatorZoneNews
@UFCoachBillyD
#ItsGreatUF

FACEBOOK

Facebook.com/FloridaGators

NOTABLE NUMBERS

18.7

Over the past six games, Scottie Wilbekin is averaging 18.7 points per game, shooting .415 from the floor and .405 from 3-point range (2.5 made per game) during that span. Wilbekin has led UF in scoring in four of those six contests.

7

Florida's seven straight road wins are tied for the fourth-longest streak in the nation, trailing Wichita State (11), Stephen F. Austin and Saint Louis (10).

0

Florida held Ole Miss' Marshall Henderson to zero second-half points on Saturday after the guard scored 22 in the first half.

13

With the win at Ole Miss, the Gators now own a victory in their most recent game against all 13 SEC foes.

TIPOFF

- UF is 61-64 all-time vs. Vanderbilt, but Florida holds a 23-12 edge under head coach Billy Donovan. In road games, Florida trails, 16-44, and is 7-9 at Vanderbilt under Donovan.
- Florida has won five of the past six meetings overall, but dropped the most recent road tilt in 2012.
- This marks the second straight year that Florida and Vanderbilt meet just once after 47 years of playing an annual home-and-home series.
- Florida comes into Tuesday's game on a program-record 19-game winning streak.
- UF also comes in with a 14-0 SEC mark, tying the school mark for most conference wins in a season (1967 and 2013).
- Florida is 7-0 in SEC road games, its longest conference road winning streak in program history.
- Florida has its best start in program history with a 25-2 record, surpassing 2007's 24-2 start.
- Florida has ascended to #1 in the polls for the first time since the 2007 coaches postseason poll. The last time UF was #1 during the season was the week of Feb. 12, 2007.
- Florida holds a 15-5 record as the #1 team in the nation, and this marks the fourth different season in which UF has attained the top spot.
- In 2006-07, UF spent eight weeks as the #1 team, going 14-2. The Gators reached #1 one week in two other seasons, going 1-1 in 2002-03 and 0-2 in 2003-04.
- This is the latest in the season, not counting the post-season coaches poll, that Florida has held the #1 ranking.
- Florida's last game played as the #1 team was an 83-70 loss at Vanderbilt on Feb. 17, 2007.

RECENT HIGHLIGHTS

- Florida is 12-2 in games decided by single digits, after going 0-6 in such games last season. UF is 3-1 in games decided by two points or fewer and 5-1 when the margin is five or fewer.
- The Gators earned a road victory at Ole Miss behind a season-high 12 3-pointers. Michael Frazier matched Marshall Henderson' five baskets from deep, while Scotie Wilbekin added a season-high four more for UF.
- This season's sweep in Knoxville and Lexington marked just the third season in program history that the Gators have won in both places (1985 and 1988).

NOVEMBER

1	Fla. Southern (Exh.)	GV	W	110-88
8	North Florida	SUN	W	77-69
12	at #20/19 Wisconsin	ESPN2	L	53-59
16	Arkansas-Little Rock	FSFL	W	86-56
18	Southern U.	SUN	W	67-53
21	Middle Tennessee	SUN	W	79-59
25	at Jacksonville	FSFL	W	86-60
29	Florida State	ESPN2	W	67-66

DECEMBER

2	at #12/14 Connecticut	ESPN2	L	64-65
10	#13 Kansas	ESPN	W	67-61
17	vs. #15/14 Memphis	ESPN	W	77-75
21	vs. Fresno State	SUN/FSN	W	66-49
29	Savannah State	SUN/FSN	W	76-34

JANUARY

4	Richmond	CSS/CST	W	67-58
8	South Carolina	CSS/CST	W	74-58
11	at Arkansas	ESPN2	W/OT	84-82
14	Georgia	ESPNU	W	72-50
18	at Auburn	SEC	W	68-61
23	at Alabama	ESPN2	W	68-62
25	Tennessee	ESPN	W	67-41
30	at Mississippi State	ESPN2	W	62-51

FEBRUARY

1	Texas A&M	SEC	W	69-36
4	Missouri	ESPN	W	68-58
8	Alabama	ESPN	W	78-69
11	at Tennessee	ESPN	W	67-58
15	at #14/13 Kentucky	ESPN	W	69-59
19	Auburn	FSN	W	71-66
22	at Ole Miss	CBS	W	75-71
25	at Vanderbilt	ESPN		7 p.m.

MARCH

1	LSU	CBS		4 p.m.
4	at South Carolina	ESPNU		7 p.m.
8	Kentucky	CBS		Noon
12-16 SEC Tournament (Atlanta)				

GATORZONE.COM

FLORIDA PROBABLE STARTERS

#	Name	Pos.	Ht.	Wt.	Cl.	P/RPG
15	Will Yeguete	F	6-8	230	Sr.	5.4/5.3
24	Casey Prather	F	6-6	212	Sr.	15.4/5.4
4	Patric Young	C	6-9	240	Sr.	10.8/6.3
5	Scottie Wilbekin	G	6-2	176	Sr.	13.8/3.8a
20	Michael Frazier II	G	6-4	199	So.	12.3/3.4

VANDERBILT PROBABLE STARTERS

#	Name	Pos.	Ht.	Wt.	Cl.	P/RPG
0	Rod Odom	F	6-9	212	Sr.	14.2/5.7
35	James Siakam	F	6-7	215	RJr.	7.8/5.4
30	Damian Jones	C	6-10	235	Fr.	11.6/5.8
11	Kyle Fuller	G	6-1	188	Sr.	11.6/4.5a
24	Dai-Jon Parker	G	6-3	190	Jr.	7.5/4.2

0 Kasey HILL

Guard
Freshman
Umatilla, Fla.
6-9 | 181

2013 McDonald's All-American...The Gators' opening-day starting point guard who has moved into a backup role behind Scottie Wilbekin...Has great vision and the ability to explode down the lane and finish at the rim...Top 10 in the SEC in assists and assist/turnover ratio.

Year	GP	GS	Min	Avg	FG	FGA	Pct	3FG	3A	Pct	FT	FTA	Pct	OR	DR	Tot	Avg	PF	FO	Ast	TO	Blk	Stl	Pts	Avg
2013-14	21	8	491	23.4	38	101	.376	5	33	.152	37	58	.638	4	34	38	1.8	44	2	65	33	4	24	118	5.6

4 Patric YOUNG

Center
Senior
Jacksonville, Fla.
6-9 | 240

The 50th 1,000-point scorer in UF history...Elite post defender, exceptional at corralling guards in pick and roll defense...Academic All-American...Has 10 career double-doubles...Back-to-back SEC Scholar-Athlete of the Year...Top 10 in UF history in games played, field goal percentage and blocked shots...Grabbed career-high 14 rebounds vs. Texas A&M.

Year	GP	GS	Min	Avg	FG	FGA	Pct	3FG	3A	Pct	FT	FTA	Pct	OR	DR	Tot	Avg	PF	FO	Ast	TO	Blk	Stl	Pts	Avg
2013-14	27	25	703	26.0	114	205	.556	0	0	.000	63	104	.606	75	95	170	6.3	76	3	25	31	26	19	291	10.8
TOTAL	138	95	3322	24.1	479	818	.586	0	0	.000	211	371	.569	319	460	779	5.6	333	8	110	169	145	92	1169	8.5

5 Scottie WILBEKIN

Guard
Senior
Gainesville, Fla.
6-2 | 176

One of the most complete players in the SEC...Twice named SEC Player of the Week this season...Hit the game-tying shot to force OT at Arkansas, then added nine points in extra time...Hit a clutch jumper in the closing minutes a week later at Auburn to preserve UF's lead...An intense perimeter defender and an effective distributor...Tallied 18 points, six assists and four steals in the win vs. Kansas.

Year	GP	GS	Min	Avg	FG	FGA	Pct	3FG	3A	Pct	FT	FTA	Pct	OR	DR	Tot	Avg	PF	FO	Ast	TO	Blk	Stl	Pts	Avg
2013-14	22	21	749	34.0	88	223	.395	41	105	.390	86	113	.761	5	54	59	2.7	39	0	84	41	0	33	303	13.8
TOTAL	131	52	3061	23.4	268	644	.416	112	300	.373	161	221	.729	54	216	270	2.1	194	2	380	165	5	144	809	6.2

10 Dorian FINNEY-SMITH

Forward
Sophomore (R)
Portsmouth, Va.
6-8 | 212

Had a career day at Arkansas, leading UF to the overtime victory with 22 points and 15 rebounds, his second double-double of the season, while making his second start of the season...Highest-scoring reserve who plays starters' minutes and is the Gators' leading rebounder.

Year	GP	GS	Min	Avg	FG	FGA	Pct	3FG	3A	Pct	FT	FTA	Pct	OR	DR	Tot	Avg	PF	FO	Ast	TO	Blk	Stl	Pts	Avg
2013-14	25	2	643	25.7	73	202	.361	24	88	.273	53	82	.646	74	102	176	7.0	59	1	50	47	10	11	223	8.9
All*	58	32	1600	27.6	142	410	.346	50	159	.314	98	159	.616	165	243	408	7.0	148	3	112	104	33	35	432	7.4

15 Will YEGUETE

Forward
Senior
Bordeaux, France
6-8 | 230

Prototypical hustle player with a knack for grabbing rebounds and loose balls...Great anticipation and positioning on the glass...Excellent defender who impacts the game in ways that do not show up in the box score...One of the best guys you will ever meet off the court, regularly visits children in the hospital and attends Gator sporting events on campus.

Year	GP	GS	Min	Avg	FG	FGA	Pct	3FG	3A	Pct	FT	FTA	Pct	OR	DR	Tot	Avg	PF	FO	Ast	TO	Blk	Stl	Pts	Avg
2013-14	27	27	650	24.1	48	105	.457	4	14	.286	46	71	.648	43	101	144	5.3	57	0	31	35	4	27	146	5.4
TOTAL	115	47	2088	18.2	172	339	.507	5	18	.278	121	223	.543	200	369	569	4.9	204	0	96	114	25	107	470	4.1

20 Michael FRAZIER II

Guard
Sophomore
Tampa, Fla.
6-4 | 199

Pinpoint 3-point shooter...Set a new career high with 21 points in UF's win vs. Georgia...Has five games this season with five 3-pointers (at Wisconsin, at Jacksonville, Florida State, Georgia, at Alabama)...Named SEC Player of the Week for the first time in his career on Jan. 27 after leading UF in scoring in wins at Alabama and vs. Tennessee.

Year	GP	GS	Min	Avg	FG	FGA	Pct	3FG	3A	Pct	FT	FTA	Pct	OR	DR	Tot	Avg	PF	FO	Ast	TO	Blk	Stl	Pts	Avg
2013-14	27	22	806	29.9	107	238	.450	77	182	.423	41	48	.854	16	76	92	3.4	45	0	29	31	7	28	332	12.3
TOTAL	63	23	1453	23.1	169	377	.448	129	293	.440	67	79	.848	32	173	205	3.3	98	0	63	61	8	48	534	8.5

23 Chris WALKER

Forward
Freshman
Bonifay, Fla.
6-10 | 220

McDonald's All-American who made his debut Feb. 4 vs. Missouri...Scored four points on a pair of alley-oop slams from Kasey Hill and added two rebounds and two blocks in seven minutes in his Florida debut.

Year	GP	GS	Min	Avg	FG	FGA	Pct	3FG	3A	Pct	FT	FTA	Pct	OR	DR	Tot	Avg	PF	FO	Ast	TO	Blk	Stl	Pts	Avg
2013-14	6	0	28	4.7	5	8	.625	0	0	.000	0	1	.000	2	5	7	1.2	7	0	0	2	4	0	10	1.7

24 Casey PRATHER

Forward
Senior
Jackson, Tenn.
6-6 | 212

Ultra-athletic wing man playing who emerged as a major scoring threat this season...At his best using his strength and speed with the ball in his hands to slash to the basket and create short-range shots...Has three games with 27+ points...Ranks in the nation's top five in field goal percentage.

Year	GP	GS	Min	Avg	FG	FGA	Pct	3FG	3A	Pct	FT	FTA	Pct	OR	DR	Tot	Avg	PF	FO	Ast	TO	Blk	Stl	Pts	Avg
2013-14	25	23	705	28.2	145	236	.614	2	5	.400	92	136	.676	51	84	135	5.4	56	0	41	53	13	17	384	15.4
TOTAL	115	27	1690	14.7	263	462	.569	10	32	.313	124	200	.620	132	195	327	2.8	177	4	90	122	39	61	660	5.7

25 DeVon WALKER

Guard/Forward
Sophomore
Winter Haven, Fla.
6-6 | 195

Tough, blue-collar player who goes hard all the time...Saw limited action last season as a freshman, but started the first six games of this season and made his first SEC start in the overtime win at Arkansas...Solid defender and a better 3-point shooter than his numbers indicate.

Year	GP	GS	Min	Avg	FG	FGA	Pct	3FG	3A	Pct	FT	FTA	Pct	OR	DR	Tot	Avg	PF	FO	Ast	TO	Blk	Stl	Pts	Avg
2013-14	24	7	327	13.6	20	62	.323	14	47	.298	16	22	.727	8	25	33	1.4	22	0	16	16	10	11	70	2.9
TOTAL	49	7	426	8.7	24	84	.286	15	54	.278	27	36	.750	14	36	50	1.0	32	0	18	19	14	13	90	1.8

30 Jacob KURTZ

Forward
Junior
Oviedo, Fla.
6-6 | 210

Former manager who worked his way to walk-on status during the 2011-12 season...Filled a regular spot in UF's frontcourt rotation as UF faced depth issues early in the season and played significant minutes for the first time in his career...Mechanical engineering major who plans graduate this Spring and finish his athletic eligibility next season as a graduate student.

Year	GP	GS	Min	Avg	FG	FGA	Pct	3FG	3A	Pct	FT	FTA	Pct	OR	DR	Tot	Avg	PF	FO	Ast	TO	Blk	Stl	Pts	Avg
2013-14	21	0	211	10.0	16	26	.615	0	0	.000	8	16	.500	12	25	37	1.8	13	0	7	8	1	6	40	1.9
TOTAL	45	0	259	5.8	21	34	.618	1	1	1.000	11	20	.550	16	33	49	1.1	18	0	9	8	1	8	54	1.2

42 Billy DONOVAN

Guard
Junior (R)
Gainesville, Fla.
6-2 | 195

Averaged 4.0 points over two seasons at D-III Catholic University (Washington, D.C.) before transferring to Florida to walk on before the 2012-13 season...Sat out 2012-13 and saw his first action at UF in the season opener vs. UNF.

Year	GP	GS	Min	Avg	FG	FGA	Pct	3FG	3A	Pct	FT	FTA	Pct	OR	DR	Tot	Avg	PF	FO	Ast	TO	Blk	Stl	Pts	Avg
2013-14	12	0	38	3.2	0	8	.000	0	7	.000	4	4	1.000	0	3	3	0.3	6	0	3	2	0	2	4	0.3
All*	58	19	616	10.6	56	165	.339	36	113	.319	41	58	.707	20	60	80	1.4	54	0	58	51	0	15	189	3.3

- It marked the second time winning at UK and UT in the same week (1988; at UK Jan. 20, at UT Jan. 23).
- In UF's win at Lexington, the Gators got points on every offensive trip down the floor over the final 11 minutes of the game, scoring 29 points in that span.
- Casey Prather led UF in scoring with 24 points in the win at Kentucky. In his seven prior career games vs. UK, Prather had scored a total of 18 points.
- Florida outscored Kentucky 22-11 after John Calipari picked up a technical foul with 8:14 to play. The Gators improved to 3-2 vs. ranked opponents with the win at #14/13 Kentucky.
- Florida has also snapped two teams' home winning streaks of more than 20 games this season, ending Arkansas' 25-game home streak and Kentucky's 22-game run.
- Florida earned its first road win vs. Tennessee since 2011 behind 21 points, six assists, four steals and no turnovers from Scottie Wilbekin.
- The Gators' home win over Alabama featured all five starters reaching double digit scoring.
- Florida used a 16-3 run during a 6:45 span late in the second half to put away Missouri, 68-58, and set the UF record for longest SEC home winning streak.
- The Gators matched the fewest points UF has allowed to an SEC opponent since 1950 in a 69-36 win over Texas A&M (also vs. South Carolina, 2013).
- Florida held off Mississippi State for a 62-51 road win, marking the third time UF has ever won its first four SEC road games.
- That win helped the Gators run through their second straight undefeated January. In total, UF has won 21 straight games played in the month, with the last loss coming in the 2011 SEC opener at Tennessee.
- The Gators turned in a historic defensive effort in their 67-41 win over Tennessee, allowing UT to just 1-for-19 shooting from 3-point range (.053), the lowest by an SEC opponent and second-lowest overall under Donovan.
- UF set a school record with its 25th consecutive home win in the 72-50 victory vs. Georgia, led by 21 points from Michael Frazier.
- The Gators rallied from seven points down in the final five minutes to force overtime, downing Arkansas, 84-82, in the extra session. Dorian Finney-Smith posted a career day with 22 points and 15 rebounds.
- UF snapped Arkansas' 25-game home winning streak, which included 23 straight in Fayetteville along with a pair of wins in Little Rock.

2013-14 SEC STANDINGS

	SEC		Overall
FLORIDA	14-0	1.000	25-2 .926
Kentucky	11-3	.786	21-6 .778
Georgia	9-5	.643	15-11 .577
Ole Miss	7-7	.500	16-11 .593
Texas A&M	7-7	.500	16-11 .593
Missouri	7-7	.500	19-8 .704
Vanderbilt	7-7	.500	15-11 .577
Tennessee	7-7	.500	16-11 .593
LSU	7-7	.500	16-10 .615
Arkansas	7-7	.500	18-9 .667
Alabama	5-9	.357	11-16 .407
Auburn	4-10	.286	12-13 .480
Mississippi State	3-11	.214	13-14 .482
South Carolina	3-11	.214	10-17 .370

Through games played Saturday, Feb. 22.

AP TOP 25

1. **FLORIDA (47)**
2. Wichita State (14)
3. Arizona (4)
4. Syracuse
5. *Kansas
6. Duke
7. Louisville
8. Villanova
9. Creighton
10. Saint Louis
11. Cincinnati
12. Virginia
13. San Diego State
14. *Wisconsin
15. Iowa State
16. Michigan
17. *Kentucky
18. Michigan State
19. North Carolina
20. Iowa
21. *Memphis
22. Ohio State
23. SMU
24. Texas
25. New Mexico

COACHES TOP 25

1. **FLORIDA (24)**
2. Wichita State (8)
3. Arizona
4. Louisville
5. Syracuse
6. *Kansas
7. Duke
8. Saint Louis
9. Villanova
10. Creighton
11. Virginia
12. Cincinnati
13. San Diego State
14. *Wisconsin
15. *Kentucky
16. Michigan
17. Iowa State
18. Michigan State
19. Iowa
20. Ohio State
21. North Carolina
22. *Memphis
23. Texas
24. SMU
25. Oklahoma

*2013-14 Florida Opponent

FLORIDA STARTING LINEUPS

Opponent	1	2	3	4	5
Fla. Southern (Exh.)	Hill	D. Walker	Prather	Kurtz	Young
North Florida	Hill	D. Walker	Prather	Yeguete	Young
at Wisconsin	Hill	D. Walker	Prather	Yeguete	Young
Arkansas-Little Rock	Hill	D. Walker	Prather	Yeguete	Young
Southern U.	Hill	D. Walker	Prather	Yeguete	Young
Middle Tennessee	D. Walker	Frazier	Prather	Yeguete	Young
at Jacksonville	Wilbekin	D. Walker	Prather	Yeguete	Young
Florida State	Wilbekin	Frazier	Prather	Yeguete	Young
at Connecticut	Wilbekin	Frazier	Prather	Yeguete	Young
Kansas	Wilbekin	Frazier	Prather	Yeguete	Young
vs. Memphis	Wilbekin	Frazier	Prather	Yeguete	Young
vs. Fresno State	Wilbekin	Frazier	Prather	Finney-Smith	Yeguete
Savannah State	Wilbekin	Frazier	Prather	Yeguete	Young
Richmond	Wilbekin	Frazier	Prather	Yeguete	Young
South Carolina	Wilbekin	Frazier	Prather	Yeguete	Young
at Arkansas	Hill	Frazier	D. Walker	Finney-Smith	Yeguete
Georgia	Hill	Wilbekin	Frazier	Yeguete	Young
at Auburn	Hill	Wilbekin	Frazier	Yeguete	Young
at Alabama	Wilbekin	Frazier	Prather	Yeguete	Young
Tennessee	Wilbekin	Frazier	Prather	Yeguete	Young
at Mississippi State	Wilbekin	Frazier	Prather	Yeguete	Young
Texas A&M	Hill	Wilbekin	Frazier	Yeguete	Young
Missouri	Wilbekin	Frazier	Prather	Yeguete	Young
Alabama	Wilbekin	Frazier	Prather	Yeguete	Young
at Tennessee	Wilbekin	Frazier	Prather	Yeguete	Young
at Kentucky	Wilbekin	Frazier	Prather	Yeguete	Young
Auburn	Wilbekin	Frazier	Prather	Yeguete	Young
at Ole Miss	Wilbekin	Frazier	Prather	Yeguete	Young
at Vanderbilt					
LSU					
at South Carolina					
Kentucky					

FLORIDA IN THE RANKINGS

Poll	AP	Coaches	RPI
Preseason	10	8	
Nov. 11	11	10	
Nov. 18	16	14	
Nov. 25	15	13	
Dec. 2	15	12	
Dec. 9	19	19	
Dec. 16	16	17	
Dec. 23	13	14	
Dec. 30	12	13	
Jan. 6	10	11	
Jan. 13	7	7	8
Jan. 20	6	6	8
Jan. 27	3	4	5
Feb. 3	3	4	5
Feb. 10	3	4	5
Feb. 17	2	2	4
Feb. 24	1	1	3

CURRENT GATORS CLIMBING UF SCORING LIST

34.	Hans Tanzler	1947-50	1,221
35.	Taurean Green	2005-07	1,174
36.	Nick Calathes	2008-09	1,170
37.	Patric Young	2011-present	1,169
38.	Eddie Shannon	1996-99	1,168

ALL-TIME UF TOP 10

Blocked Shots

1.	Dwayne Schintzius	1987-90	272
2.	Al Horford	2005-07	189
3.	Joakim Noah	2005-07	186
4.	Andrew DeClercq	1992-95	176
5.	Dwayne Davis	1988-91	160
6.	Eugene McDowell	1982-85	150
7.	Patric Young	2011-present	145
8.	Udonis Haslem	1999-2002	120

Field Goal Pct. (Min. 500 attempts)

1.	Dwayne Davis	1988-91	.641
2.	Joakim Noah	2005-07	.611
3.	Vernon Macklin	2010-11	.599
4.	Eugene McDowell	1982-85	.597
5.	Al Horford	2005-07	.588
6.	Patric Young	2011-present	.586
7.	Ronnie Williams	1981-84	.585

Dunks (unofficial stat)

1.	Dwayne Davis	1988-91	168
2.	Eugene McDowell	1982-85	162
3.	David Lee	2002-05	155
4.	Alex Tyus	2008-11	146
5.	Patric Young	2011-present	132
6.	Joakim Noah	2005-07	130

Games Played

1.	Walter Hodge	2006-09	151
2.	Kenny Boynton	2010-13	145
3.	Erving Walker	2009-12	144
4.	Chandler Parsons	2008-11	142
	Alex Tyus	2008-11	142
6.	Dan Werner	2007-10	141
	Chris Richard	2004-07	141
8.	Patric Young	2011-14	138
9.	Erik Murphy	2010-13	136
	Lee Humphrey	2004-07	136

3-Point Field Goal Pct. (Min. 100 attempts)

1.	Joe Lawrence	1986-87	.504
2.	Andrew Moten	1986-87	.445
3.	Lee Humphrey	2004-07	.444
4.	Michael Frazier II	2013-present	.440
5.	Pat Lawrence	1986-88	.437

Personal Fouls

1.	Udonis Haslem	1999-2002	409
2.	Andrew DeClercq	1992-95	408
3.	Ronnie Williams	1981-84	372
4.	Malcolm Cesare	1976-79	361
5.	Andrew Moten	1984-87	342
6.	Dwayne Schintzius	1987-90	339
7.	Patric Young	2011-14	333
8.	Dwayne Davis	1988-91	330

NEARING UF ALL-TIME TOP 10

Category	Player	Current	Top 10
Games Played	Wilbekin	131	136

SINGLE-SEASON TOP 10 UNDER DONOVAN

Games With 5+ 3-Pointers Made

1.	Lee Humphrey	2005-06	7
	Anthony Roberson	2003-04	7
	Brett Nelson	2001-02	7
4.	Michael Frazier II	2013-14	6
	Kenny Boynton	2011-12	6
	Lee Humphrey	2006-07	6
	Kenyan Weak	1997-98	6
8.	Seven tied		4

- To put Florida's non-conference schedule into perspective, the UConn-Kansas-Memphis stretch marked the first time in Billy Donovan's tenure that UF has played consecutive non-conference top 15 teams in the regular season (played three, beat the last two).
- The Gators are 3-2 vs. ranked opponents this season, including a home win vs. Kansas, a win at Madison Square Garden vs. Memphis and a win against Kentucky at Rupp Arena.
- UF's 77-75 win vs. Memphis came courtesy of a 37-26 rebounding advantage and a 7-for-16 night from beyond the arc as three plays knocked in multiple 3-pointers.
- The Gators earned a 67-61 win over Kansas, powered by a 21-0 first-half run. UF forced 24 turnovers, the most in a game since the 2011-12 season opener vs. Jackson State. Scottie Wilbekin had a career game vs. KU, scoring 18 and dishing seven assists, earning SEC Player of the Week honors for his performance.
- With UF's fifth straight win against FSU, this year's senior class became the second in a row to post a career sweep vs. the Seminoles.

DEFENSIVE/REBOUNDING NOTES

- UF's scoring defense ranks eighth in the nation at 58.7 points per game, also fewest in the SEC, and has held 18 opponents to 61 points or fewer.
- The Gators have held eight opponents to 21 or fewer first-half points, including a season-low 11 by Savannah State (also Southern, Kansas, Fresno State, South Carolina, Georgia, Tennessee, Texas A&M).
- After allowing 22 points to Marshall Henderson in the first half at Ole Miss, Florida shut out the Rebels' gunner in the second half.
- Florida became the first team to hold Kentucky under 60 points this season, limiting the Wildcats to 59, including no points in the final two minutes, in Rupp Arena.
- UF allowed Texas A&M just 36 points, tying UF's record low for an SEC opponent since 1950 (South Carolina, 2013). It also marked the fewest points A&M has scored since scoring 36 vs. Texas Tech on Feb. 18, 1967, and was the Aggies' fourth-lowest field goal percentage ever in a game (.259).
- The Gators permitted UT just one 3-pointer on 1-for-19 shooting (.053) from beyond the arc, the second-lowest percentage by a UF opponent under Donovan (FAMU, 0-for-7, Dec. 4, 1999). It marked the fifth time during Donovan's tenure that an SEC opponent has managed just one 3. In research back to the 1996-97 season, it was UT's lowest 3-point percentage in a game.
- UT's .268 field goal percentage was also the second-lowest by an SEC opponent during Donovan's tenure (.245, Georgia, March 2, 2005). It was UT's worst shooting performance in 17 years (.263 vs. South Carolina, Jan. 18, 1997).

GAME-BY-GAME MISCELLANEOUS SCORING (UF-OPPONENT)

Opponent	Paint	Off T/O	2nd Ch.	Fastbreak	Bench
Fla. Southern (Exh.)	60-18	16-16	22-4	14-4	29-35
North Florida	34-30	14-18	12-12	12-2	26-30
at Wisconsin	22-20	20-12	4-8	4-0	21-11
Arkansas-Little Rock	44-24	25-2	8-15	12-8	29-24
Southern U.	32-18	19-5	16-11	6-6	22-28
Middle Tennessee	34-20	15-17	8-7	6-4	19-17
at Jacksonville	40-26	11-11	12-14	9-2	33-13
Florida State	32-26	13-10	13-16	4-6	14-35
at Connecticut	32-14	14-24	12-11	6-2	3-12
Kansas	20-18	28-4	6-4	2-4	21-12
vs. Memphis	36-42	12-23	13-6	8-6	21-22
vs. Fresno State	34-16	2-6	20-6	2-7	19-4
Savannah State	32-14	32-8	12-8	4-0	25-15
Richmond	38-20	7-12	11-5	7-6	10-14
South Carolina	40-16	22-13	2-3	20-5	15-22
at Arkansas	30-30	17-23	16-23	6-3	32-18
Georgia	28-24	17-13	8-15	4-6	19-23
at Auburn	32-34	13-16	6-2	2-2	28-5
at Alabama	22-28	7-11	18-13	4-6	15-25
Tennessee	38-26	10-4	9-11	6-4	11-10
at Mississippi State	32-26	14-8	11-7	2-4	16-8
Texas A&M	32-12	11-7	25-2	4-2	22-21
Missouri	24-22	12-12	6-8	2-2	11-12
Alabama	48-26	27-19	7-2	14-6	10-20
at Tennessee	26-22	19-8	7-7	9-6	14-6
at Kentucky	34-22	14-7	12-8	10-9	8-2
Auburn	20-16	14-12	14-3	2-7	9-7
at Ole Miss	14-34	15-14	21-8	2-4	14-7
at Vanderbilt					
LSU					
at South Carolina					
Kentucky					

- The Gators also held Jordan McRae to 1-for-15 shooting. In the nation this season, only one player has taken more shots in a game while making just one (Jon Severe, Fordham, 1-for-21 vs. St. John's).
- At Alabama, Dorian Finney-Smith and Will Yeguete both grabbed 11 rebounds, marking the first time UF had two players in double figures on the glass since Patric Young and Bradley Beal did so at Georgia on Feb. 25, 2012.
- The Gator defense held Kansas scoreless for an 8:43 span, good for a 21-0 run during the first half of UF's win over the Jayhawks. Florida also forced Kansas into 24 turnovers, just the third time since 2005 that KU had turned the ball over that many times in a game.
- South Carolina scored its first field goal against the Gators more than nine minutes into the game, and Georgia scored a season-low 50 points vs. UF.
- UF held Savannah State to 34 points, the fewest by an opponent since the team's shot-clock era record 27-point effort vs. Southern on Nov. 28, 2006.
- The Gators posted a +30 rebounding margin vs. Texas A&M, their largest since going +43 vs. Jackson State in the 2007 NCAA Tournament.
- Florida outrebounded four straight opponents by double digits, including two of three by more than 20: +11 vs. Memphis, +23 vs. Fresno State, +12 vs. Savannah State, +22 vs. Richmond. UF's +17.0 rebounding margin over that stretch was the best in the nation. The last time UF posted four straight double-digit rebounding margins was Jan. 15-29, 2005.

OFFENSIVE NOTES

- Florida has four players averaging in double figures, followed closely by sixth man Dorian Finney-Smith. Casey Prather (15.4) leads the way, with three other players all averaging within 3.0 points of one another: Scottie Wilbekin (13.8), Michael Frazier (12.3) and Patric Young (10.8).
- Five players have led UF in scoring at least once, the four listed above and Dorian Finney-Smith.
- UF poured in a season-high 12 3-pointers in the win at Ole Miss, led by five from Michael Frazier and four from Scottie Wilbekin. The Gators also got two from DeVon Walker and one from Dorian Finney-Smith.
- The Gators got points on every trip down the floor over the final 11 minutes of their win at Kentucky, scoring 29 points in that span.
- Florida's offense exploded for 59 points in the second half of UF's win over UALR. Casey Prather (19) and Dorian Finney-Smith combined for 31 points in that half. It marked the first time UF scored 59 points in a half since the 2011 season opener vs. Jackson State (59).

INDIVIDUAL NOTES

- Casey Prather, who scored in double figures in his first 18 straight appearances of the season, posted a career-high scoring night with 28 points in the Gators' season-opening win over UNF and has two additional 27-point performances. Prather is one of just three UF players under Billy Donovan to notch three 27-point games in a season.

Casey Prather	2013-14	3	28 (UNF); 27 (UALR, Jacksonville)
Nick Calathes	2008-09	3	33 (Kentucky); 32 (NC State); 28 (Arkansas)
Teddy Dupay	2000-01	3	28 (Tulane, Kentucky); 27 (FSU)

- Patric Young eclipsed the 1,000-point mark for his career against Savannah State, becoming the 50th Gator to reach the mark. He grabbed his 700th career rebound in the overtime win at Arkansas, becoming the 17th player in Florida history to record 1,000 points and 700 rebounds.
- Patric Young set a career high with 14 rebounds vs. Texas A&M (on his 22nd birthday, no less), coming within a point of a double-double performance.
- Dorian Finney-Smith had a career day at Arkansas, leading the Gators with 22 points and 15 rebounds, his second double-double of the season (14 and 11 at JU). He becomes the first Gator since Marreese Speights to record a 20-point, 15-rebound performance and the first to do it under Donovan in a road game.

Dorian Finney-Smith	Jan. 14, 2014	at Arkansas	22 points, 15 rebounds
Marreese Speights	Jan. 2, 2008	High Point	24 points, 15 rebounds
Joakim Noah	March 26, 2006	vs. Villanova (NCAA)	21 points, 15 rebounds
Udonis Haslem	Jan. 16, 2002	LSU	20 points, 16 rebounds
Greg Stolt	Dec. 10, 1996	USF	33 points, 15 rebounds

- Scottie Wilbekin posted a career-best 21 points in the Gators' win at Tennessee, adding six assists, four steals and no turnovers. He followed that up by re-establishing his career high with 23 points at Kentucky, along with three rebounds, two assists and (once again) no turnovers.
- Despite a slow start at the free throw line this year, Wilbekin has come up big at the stripe recently, hitting at an 80 percent clip in SEC play (68-for-85). Over the past four games, he is 37-for-44 (.841), including 28-for-34 (.826) in the second half.
- Michael Frazier set a career high with 21 points, including five 3-pointers, against Georgia. He matched the 21 points vs. Texas A&M and has five total games with five 3-pointers.
- Walk-on forward Jacob Kurtz played more minutes through the first three games of this season than he had in his 24 previous career appearances. As the Gators battled depth issues early in the season, "Jake the Snake" logged double-digit minutes in the first seven games, averaging 4.1 points and 3.9 rebounds during that span.

MOST WINS BY A UF SENIOR CLASS

2009	Walter Hodge	117
2007	Lee Humphrey, Chris Richard	112
2014	Prather, Wilbekin, Yeguete, Young	109
2013	Kenny Boynton, Erik Murphy	105
2010	Dan Werner	105
2006	Adrian Moss	102
2012	Erving Walker	101
2003	M. Bonner, B. Nelson, J. Hamilton	100
2011	Chandler Parsons, Alex Tyus	99
2002	Udonis Haslem	97
2005	David Lee	91

Notes: Corey Brewer, Taurean Green, Al Horford and Joakim Noah reached 92 wins in three seasons. 2008 four-year number is 116, but no four-year seniors.

LONGEST WINNING STREAKS IN UF HISTORY

Overall	First Win	Last Win
19	Dec. 10, 2013	Active streak
17	Dec. 6, 2006	Feb. 14, 2007
17	March 1, 2006	Nov. 24, 2006
17	Nov. 9, 2005	Jan. 18, 2006
15	March 4, 2007	Nov. 20, 2007
14	Dec. 16, 2002	Feb. 1, 2003
14	Nov. 16, 2001	Jan. 16, 2002

SEC	First Win	Last Win
14	Jan. 8, 2014	Active streak
13	March 21, 2006	Feb. 14, 2007
11	Feb. 10, 2001	Jan. 16, 2002
11	Jan. 21, 1989	March 1, 1989

SEC Home	First Win	Last Win
16	Jan. 9, 2013	Active streak
13	March 1, 2006	Feb. 9, 2008
13	Feb. 4, 1967	Jan. 4, 1969
12	Jan. 22, 1986	Feb. 4, 1987

SEC Road	First Win	Last Win
7	Jan. 11, 2014	Active Streak
6	March 5, 2006	Feb. 10, 2007
4	Occured five times	

ACTIVE NATIONAL WINNING STREAKS

1.	Wichita State	29
2.	Stephen F. Austin	22
3.	FLORIDA	19
	Saint Louis	19
5.	N.C. Central	13

ACTIVE NATIONAL HOME WINNING STREAKS

1.	Stephen F. Austin	31
	Duke	31
3.	FLORIDA	30
4.	Gonzaga	25
5.	N.C. Central	21

ACTIVE NATIONAL ROAD WINNING STREAKS

1.	Wichita State	11
2.	Stephen F. Austin	10
	Saint Louis	10
4.	FLORIDA	7
	Davidson	7
	Louisville	7

UF SEC WINS TO START THE SEASON

1.	2014	14
2.	2007	11
3.	2013	8

UF SEC ROAD WINS TO START THE SEASON

1.	2014	7
2.	2007	5
3.	2013	4

INDIVIDUAL STAT LEADERS & RANKINGS

Category	Player	Stat	SEC	NCAA
Scoring	Prather	15.4	11	236
FG Pct.	Prather	.614	1	7
3-Pt. FG Pct.	Frazier	.423	3	85
3-Pt. FG Made	Frazier	2.9	3	t31
FT Pct.	Frazier	.854	*	*
Rebounds	Finney-Smith	7.0	7	179
Assists	Wilbekin	3.8	3	179
Steals	Wilbekin	1.5	6	t166
Blocked Shots	Young	1.0	18	t314
A/TO Ratio	Wilbekin	2.0	2	98
Minutes	Wilbekin	34.0	6	160

*Not qualified for rankings (not enough attempts).

2013-14 INDIVIDUAL HONORS

CoSIDA Academic All-American

Patric Young (3rd Team)

Ben Hill Griffin Award Recipient

Patric Young

Senior CLASS Award Finalist

Patric Young

CoSIDA Academic All-District

Patric Young

Wooden Award Midseason Top 25

Casey Prather

Naismith Midseason Top 30

Casey Prather

Oscar Robertson Trophy Midseason Watch List

Casey Prather

Cousy Award Candidate

Scottie Wilbekin

SEC Player of the Week

Casey Prather (co-, Dec. 2)

Scottie Wilbekin (Dec. 16, Feb. 17)

Michael Frazier II (Jan. 27)

Preseason All-SEC

Patric Young (1st team coaches; 2nd team media)

Scottie Wilbekin (2nd team coaches & media)

NABC Good Works Team Nominee

Patric Young

UF AS THE NATION'S #1 TEAM (15-5)

Feb. 4, 2003	at Kentucky	L	55-70
Feb. 8, 2003	Alabama	W	75-56
Dec. 10, 2003	Maryland	L/OT	68-69
Dec. 13, 2003	at Louisville	L	65-73
Nov. 10, 2006	Samford	W	79-54
Nov. 14, 2006	North Florida	W	86-40
Nov. 16, 2006	Jacksonville	W	90-61
Nov. 18, 2006	Tenn.-Chattanooga	W	93-44
Nov. 21, 2006	Prairie View	W	94-33
Nov. 24, 2006	vs. W. Kentucky	W	101-68
Nov. 25, 2006	vs. Kansas	L	80-82
Jan. 20, 2007	Ole Miss	W	79-70
Jan. 24, 2007	at Mississippi State	W	70-67
Jan. 27, 2007	at Auburn	W	91-66
Jan. 31, 2007	Vanderbilt	W	74-64
Feb. 3, 2007	Tennessee	W	94-78
Feb. 7, 2007	at Georgia	W	71-61
Feb. 10, 2007	at Kentucky	W	64-61
Feb. 14, 2007	Alabama	W	76-67
Feb. 17, 2007	at Vanderbilt	L	70-83

- Kasey Hill became the first UF freshman to start at the point guard position on opening day since Jai Lucas and Nick Calathes ran the point position by committee on Nov. 9, 2007.

AGAINST THE TOP 25

- Florida is 3-2 against Top 25 teams so far in 2013-14. Florida downed #13 Kansas in the O'Connell Center and #15/14 Memphis at Madison Square Garden and took down #14/13 Kentucky at Rupp Arena. UF lost on the road to #20/19 Wisconsin and #12/14 UConn.
- To put Florida's non-conference schedule into perspective, specifically the stretch at UConn, vs. Kansas and vs. Memphis (at New York), it marked the first time in Billy Donovan's tenure that UF has played consecutive non-conference top 15 teams in the regular season (played three, beat the last two).
- It was the fourth time the Gators notched wins vs. top 15 teams in back-to-back games and the first time in non-conference regular season play. UF previously did so in three straight games in the 2007 NCAA Tournament and the 2001 SEC season and in two consecutive games in the 2000 NCAA Tournament.
- That stretch was also just the second time under Donovan that UF has played ranked opponents consecutively in non-conference action, previously beating #19 Wake Forest and #16 Syracuse in the 2005 Coaches vs. Cancer Classic at Madison Square Garden.

20 WINS AGAIN

- This season marked the 16th straight in which Florida has won 20 or more games, the longest such streak in the SEC and the fifth-longest in the nation (Kansas, 25; Duke, 18; Syracuse, Gonzaga, 17 including this season).
- Florida's streak of 20-win seasons under Donovan puts the Gator coach in elite company. According to ESPN Stats & Information, only eight coaches have compiled a 20-win streak reaching 14 years or more (Jim Boeheim has two such streaks), and only six coaches have done so at a single school.

Coach	School(s)	*Streak (Years)
Dean Smith	North Carolina	27 (1971-97)
Lute Olson	Arizona	20 (1988-2007)
Mike Krzyzewski	Duke	18 (1997-present)
Tubby Smith	Tulsa, UGA, UK, Minnesota	17 (1994-2010)
Jim Boeheim	Syracuse	17 (1998-present)
Billy Donovan	Florida	16 (1999-present)
Bill Self	Tulsa, Illinois, Kansas	16 (1999-present)

*Includes this season for all active streaks

SEC ELITE

- Billy Donovan is one of three coaches to win 400 games heading up an SEC bench. He moved into third all-time in wins at an SEC school, picking up win No. 341 at Xavier on Dec. 31, 2010.

Coach	School(s)	Wins
Adolph Rupp	Kentucky	875
Dale Brown	LSU	448
Billy Donovan	Florida	440
Harry Rabenhorst	LSU	340

DONOVAN COACHING TREE

- Six former assistant coaches under Billy Donovan currently hold Division I head coaching jobs: Anthony Grant (Alabama), Donnie Jones (UCF), Richard Pitino (Minnesota), Lewis Preston (Kennesaw State), Larry Shyatt (Wyoming) and Shaka Smart (VCU).
- Only Rick Pitino (10) and Herb Sendek (eight) have more former assistants in head coaching positions this season. Trent Johnson, Mike Montgomery and Tom Izzo have five each.

DONOVAN THE DEAN OF SEC COACHES

- Donovan is in his 18th season as head coach at Florida, the longest tenure of any head coach in the SEC. There have been 28 head coaching changes in the league since Donovan's arrival prior to the 1996-97 season.

GATOR ASSISTANTS

- The Gators enjoy continuity on its coaching staff this season, as all three assistant coaches returned, John Pelphrey and Matt McCall for their third season and Rashon Burno for his second.
- Pelphrey coached under Donovan for his first six seasons at UF and spent nine seasons as a head coach at South Alabama and Arkansas before returning to UF.
- McCall, an Ocala native and UF grad, was the team's head manager during its 2006 national championship season, followed by two seasons as director of basketball operations and three seasons as an assistant coach at FAU.
- Former DePaul point guard Rashon Burno came to UF from Manhattan College and also coached at Towson University after getting his start as head coach at Marmion Academy in Chicago.

INCOMING 2014 CLASS

- The Gators have signed three incoming freshmen for 2014, all top-50 rated players in the country:
- Chris Chiozza - G, 5-11, 160, Memphis, Tenn., White Station
- Brandone Francis - G, 6-5, 205, Jacksonville, Fla., Arlington Country Day
- Devin Robinson - F, 6-8, 180, Chesterfield, Va., Christchurch School

MATCHUP

SERIES HISTORY

- UF is 61-64 all-time vs. Vanderbilt, but Florida holds a 23-12 edge under head coach Billy Donovan.
- In road games, Florida trails, 16-44, and is 7-9 at Vanderbilt under Donovan.
- Florida has won five of the past six meetings overall, but dropped the most recent road tilt in 2012.
- This marks the second straight year that Florida and Vanderbilt meet just once after 47 years of playing an annual home-and-home series.

LAST MEETING

- Florida clinched the SEC title outright with a 66-40 win vs. Vanderbilt on March 6, 2013, in Gainesville, also completing an undefeated home schedule.
- Kenny Boynton had a team-high 15 points, while Patric Young added 14 and Erik Murphy scored 10.
- Florida knocked down nine 3-pointers on 18 attempts (.500), while Vandy converted just four of its 24 long-range tries.

ABOUT THE OPPONENT

- Vanderbilt has won two of its last three outings and has a 10-4 overall home record this season. The Commodores have won three of their last four at home.
- In SEC action, Rod Odom is scoring 15.0 points per game, while Kyle Fuller (13.4) and Damian Jones (12.7) also average double figures.
- Vandy's opponents shoot under 30 percent from 3-point land (.299), the second-best 3-point defense in the SEC and 21st in the nation.

Florida	SEC	NCAA	Category	Opponent	SEC	NCAA
71.3	8	t178	Scoring Offense	66.5	13	281
58.7	1	8	Scoring Defense	65.2	4	t52
+12.5	1	13	Scoring Margin	+1.3	10	t177
.458	3	105	Field Goal Pct.	.443	10	181
.400	4	35	Field Goal Pct. Def.	.401	5	37
.342	6	175	3-Pt. FG Pct.	.322	12	279
.344	10	182	3-Pt. FG Pct. Def.	.299	2	21
6.2	5	164	3-Pt. FG Made	6.0	6	184
5.7	5	t94	3-Pt. FG Allowed	5.8	6	99
.679	9	233	Free Throw Pct.	.653	13	306
16.5	8	117	Free Throws Made	14.7	13	t238
36.5	7	100	Rebounds	34.9	10	177
30.8	2	26	Opp. Rebounds	36.2	11	t264
+5.7	3	t26	Rebounding Margin	-1.2	9	t236
12.4	6	75	Off. Rebounds	9.9	12	254
24.1	9	t160	Def. Rebounds	25.0	5	t91
13.1	4	t146	Assists	13.3	3	t121
11.3	2	71	Turnovers	13.2	11	248
13.7	5	81	Opp. Turnovers	11.0	11	t295
+2.4	3	t36	Turnover Margin	-2.2	13	t312
1.2	2	89	Assist/TO Ratio	1.0	7	188
6.6	6	127	Steals	4.8	13	309
2.9	13	t248	Blocked Shots	4.8	7	58
16.0	1	16	Fouls	17.2	3	39

Rankings through games played Saturday, Feb. 22. NCAA rankings out of 345 D-I teams.

OPPONENT'S LAST 5 GAMES

2/8	Arkansas	L	75-77
2/13	at South Carolina	L	59-65
2/15	Texas A&M	W	57-54
2/19	at Missouri	L	64-67
2/22	at Auburn	W	67-59

OPPONENT'S UPCOMING GAMES

3/1	at Tennessee	Noon
3/6	LSU	7 p.m.
3/8	at Ole Miss	1:30 p.m.
TBD	SEC Tournament	

UF ROSTER

0	Kasey Hill	G	6-1	181	Fr.	HS	Umatilla, Fla./Montverde Academy
1	Eli Carter	G	6-2	200	Jr.	TR	Paterson, N.J./Rutgers
4	Patric Young	C	6-9	240	Sr.	3L	Jacksonville, Fla./Providence (H.S.)
5	Scottie Wilbekin	G	6-2	176	Sr.	3L	Gainesville, Fla./The Rock
10	Dorian Finney-Smith	F	6-8	212	So.-R	SQ	Portsmouth, Va./Virginia Tech
11	Lexx Edwards	G	6-2	225	So.-R	SQ	Orlando, Fla./Jones
12	Dillon Graham	G	6-4	186	So.	IL	Orlando, Fla./First Academy
15	Will Yeguete	F	6-8	230	Sr.	3L	Bordeaux, France/Florida Air Academy
20	Michael Frazier II	G	6-4	199	So.	IL	Tampa, Fla./Montverde Academy
23	Chris Walker	F	6-10	220	Fr.	HS	Bonifay, Fla./Holmes County
24	Casey Prather	F	6-6	212	Sr.	3L	Jackson, Tenn./North Side
25	DeVon Walker	G/F	6-6	195	So.	IL	Winter Haven, Fla./Winter Haven
30	Jacob Kurtz	F	6-6	210	Jr.	2L	Oviedo, Fla./Hagerty
31	Alex Murphy	F	6-8	220	So.-R	TR	Wakefield, R.I./Duke
42	Billy Donovan	G	6-2	195	Jr.-R	SQ	Gainesville, Fla./Catholic University

Head Coach: Billy Donovan (Providence '87)

Assistant Coaches: Rashon Burno (DePaul '02), Matt McCall (Florida '05), John Pelphrey (Kentucky '92)

Director of Basketball Operations: Darren Hertz

Video Coordinator: Oliver Winterbone

Strength & Conditioning Coordinator: Preston Greene

Athletic Trainer: Dave Werner

Academic Counselor: Tom Williams

Assistant to the Head Coach: Mark Daigneault

PRONUNCIATION GUIDE

Rashon Burno	ruh-SHAWN
Casey Prather	PRAY-thur
DeVon Walker	duh-VAWN
Scottie Wilbekin	WILL-buh-kin
Will Yeguete	yuh-GET

FLORIDA'S LAST GAME

- After Marshall Henderson scored 22 in the first half, the Gators held the Ole Miss guard scoreless in the second half and earned a 75-71 win at Ole Miss.
- Scottie Wilbekin led Florida with 18 points, while Michael Frazier added 17. The duo combined to hit nine of Florida's 12 3-pointers in the game (DeVon Walker, two; Dorian Finney-Smith, 1). It marked Frazier's sixth game this season with five 3-pointers, while Wilbekin's four were a season high and tied for his career high.
- With the game tied at 59 at the under-8 TV timeout, Florida rolled off a 7-0 run and never permitted Ole Miss within closer than five until a desperation heave provided the final four-point margin.
- Florida limited the Rebels to 2-for-12 shooting (.167) from 3-point range in the second half.

UF vs. VANDERBILT UNDER DONOVAN (23-12)

Feb. 1, 1997	H	L	63-74
March 1, 1997	A	L	72-79
Jan. 24, 1998	H	W	85-69
Feb. 18, 1998	A	L	56-73
Jan. 6, 1999	H	W	90-59
Feb. 27, 1999	A	L/OT	70-71
Jan. 5, 2000	A	L	77-87
Jan. 29, 2000	H	W	89-63
Jan. 20, 2001	H	L	61-63
Feb. 28, 2001	A	W	72-62
Jan. 12, 2002	A	W	95-85
Feb. 9, 2002	H	W	80-54
Jan. 22, 2003	H	W	87-75
Feb. 22, 2003	A	W/OT	77-74
Jan. 17, 2004	A	L	72-86
Feb. 7, 2004	H	W	81-71
March 12, 2004	SEC	W	91-69
Jan. 15, 2005	A	W	82-65
Feb. 23, 2005	H	W	69-61
Jan. 28, 2006	H	W	81-58
Feb. 15, 2006	A	W	73-68
Jan. 31, 2007	H	W	74-64
Feb. 17, 2007	A	L	70-83
Jan. 27, 2008	H	W	86-64
Feb. 16, 2008	A	L	58-61
Jan. 25, 2009	A	W	94-69
Feb. 21, 2009	H	W	82-68
Jan. 9, 2010	A	L	87-95
March 2, 2010	H	L	60-64
Feb. 1, 2011	H	W/OT	65-61
March 5, 2011	A	W	86-76
March 12, 2011	SEC	W	77-66
Feb. 4, 2012	H	W	73-65
Feb. 28, 2012	A	L	67-77
March 6, 2013	H	W	66-40

HEAD COACH BILLY DONOVAN

YEAR-BY-YEAR COACHING RECORD

Year	School	Overall Record	League	Postseason
1994-95	Marshall	18-9 (.667)	10-4 (.714)	
1995-96	Marshall	17-11 (.608)	8-6 (.571)	
1996-97	Florida	13-17 (.433)	5-11 (.313)	
1997-98	Florida	14-15 (.483)	6-10 (.375)	NIT; 0-1
1998-99	Florida	22-9 (.710)	10-6 (.625)	NCAA Sweet 16; 2-1
1999-2000	Florida	29-8 (.783)	12-4 (.750)	NCAA Runner-Up; 5-1
2000-01	Florida	24-7 (.744)	12-4 (.750)	NCAA Second Round; 1-1
2001-02	Florida	22-9 (.710)	10-6 (.625)	NCAA First Round; 0-1
2002-03	Florida	25-8 (.758)	12-4 (.750)	NCAA Second Round; 1-1
2003-04	Florida	20-11 (.645)	9-7 (.563)	NCAA First Round; 0-1
2004-05	Florida	24-8 (.750)	12-4 (.750)	NCAA Second Round; 1-1
2005-06	Florida	33-6 (.846)	10-6 (.625)	NCAA Champions; 6-0
2006-07	Florida	35-5 (.875)	13-3 (.813)	NCAA Champions; 6-0
2007-08	Florida	24-12 (.667)	8-8 (.500)	NIT Semifinals; 3-1
2008-09	Florida	25-11 (.694)	9-7 (.563)	NIT Quarterfinals; 2-1
2009-10	Florida	21-13 (.618)	9-7 (.563)	NCAA First Round; 0-1
2010-11	Florida	29-8 (.783)	13-3 (.813)	NCAA Elite Eight; 3-1
2011-12	Florida	26-11 (.703)	10-6 (.625)	NCAA Elite Eight; 3-1
2012-13	Florida	29-8 (.784)	14-4 (.778)	NCAA Elite Eight; 3-1
2013-14	Florida	25-2 (.926)	14-0 (1.000)	
Overall	20th Year	475-188 (.716)	206-110 (.652)	16 postseason appearances
At UF	18th Year	440-168 (.724)	188-100 (.653)	36-14 (31-11 in NCAA)

For those who have followed Billy Donovan's career it should come as no surprise that he has made Florida basketball a winner.



Now in his 18th year at Florida, Donovan has set a school record with 16 consecutive post-season appearances, including 13 NCAA Tournament bids in those 16 years. UF made the school's first-ever appearance in the National Championship game in 2000 before winning back-to-back national titles in 2006 and 2007.

Donovan is already the winningest NCAA Tournament coach in UF history, and his 31 NCAA Tournament wins are the most ever by an SEC coach. He has guided the Gators to three Final Fours and two in a row in 2006 and 2007, a first in Gator history.

After the school had just one Southeastern Conference Championship in 77 seasons prior to his arrival, Donovan has tallied five SEC titles (2000, 2001, 2007, 2011 and 2013). Florida and Kentucky are the only two SEC schools to capture consecutive league crowns in the past 31 years. He led the Gators to their first SEC Tournament title in 2005 and then again in 2006 and in 2007.

Florida's 261 wins during the 10 seasons from 2000-09 was the best decade in school history and the fifth-highest total in the nation in that time. After only being ranked in the national polls 42 times prior to Donovan's arrival, UF had been ranked a school-record 94 consecutive weeks in the Associated Press poll and 99 weeks by the ESPN/USA Today poll before falling out on Feb. 16, 2004.

His winning percentage at UF is the best among all Gator coaches who spent more than one season at UF and he reached the 100 and 200 victory marks at UF quicker than any coach in school history, needing just 154 games to reach the century plateau and 292 games to reach 200 wins.

Donovan became the school's all-time leader in wins on Dec. 20, 2006. He ranks third in SEC history in wins as an SEC coach. He picked up his 400th career win (including two years at Marshall) with Florida's defeat of Stetson in Orlando on Nov. 28, 2011.

Donovan's teams have knocked off 62 ranked opponents during his tenure. Donovan's squads have led the SEC in a statistical category 61 times, including 42 offensive categories. Twenty-four different players have captured All-SEC honors and 17 players have earned SEC All-Freshman recognition.

Eight of Donovan's players have been first round draft picks in the NBA Draft, after the school boasted only two before his arrival. In the 2007 NBA Draft, Florida became the first school to ever have three players drafted in the Top 10, as Al Horford went third, Corey Brewer seventh and Joakim Noah ninth.

DONOVAN'S WIN-LOSS BREAKDOWN

	2013-14	Florida	Since '98-'99	Overall
Overall	25-2	440-168	413-136	475-188
vs. Conference	14-0	188-100	177-79	206-110
vs. Conference Home	7-0	114-30	106-22	124-33
vs. Conference Away	7-0	74-70	71-57	82-77
vs. Non-Conference (Reg. Season)	11-2	193-40	178-32	207-48
vs. Non-Conference Home	8-0	135-9	124-8	143-11
vs. Non-Conference Away	1-2	18-15	15-14	21-19
vs. Non-Conference Neutral	2-0	40-16	39-10	43-18
Postseason Play	0-0	59-28	58-25	60-30
Conference Tournament	0-0	23-14	22-12	24-16
NCAA Tournament	0-0	31-11	31-11	31-11
NIT	0-0	5-3	5-2	5-3
vs. AP Top 25	3-2	62-63	60-52	62-65
vs. AP Top 15	3-1	32-43	31-36	32-45
vs. AP Top 10	0-0	19-32	18-29	19-34
vs. AP Top 5	0-0	10-17	10-15	10-19
vs. AP No. 1	0-0	2-3	2-3	2-3
Overtime	1-0	16-14	15-12	16-15
November	6-1	83-10	76-9	87-10
December	4-1	95-27	89-20	102-33
January	8-0	102-37	95-28	111-46
February	7-0	87-51	81-40	101-54
March	0-0	69-41	68-37	70-43
April	0-0	4-2	4-2	4-2
Sunday	1-0	48-21	46-18	48-22
Monday	2-1	27-5	22-4	40-8
Tuesday	5-1	60-29	58-28	62-31
Wednesday	2-0	78-32	73-20	80-34
Thursday	3-0	39-7	38-6	40-8
Friday	2-0	52-12	50-10	56-14
Saturday	10-0	136-62	126-50	149-71

THE STEPHEN C. O'CONNELL CENTER

HOME GAME WINNING STREAKS

30	Nov. 11, 2012 to present
24	March 1, 2006 to Nov. 20, 2007
20	Jan. 25, 2005 to Feb. 4, 2006
19	Jan. 22, 2011 to Feb. 4, 2012
19	Feb. 2, 2002 to Feb. 25, 2003
18	Jan. 22, 1985 to Feb. 4, 1987
17	March 19, 2008 to Feb. 21, 2009

NON-CONFERENCE HOME WINNING STREAKS

40	Nov. 16, 1998 to Dec. 6, 2003
28	Dec. 19, 2004 to Nov. 20, 2007
24	Dec. 22, 2010 to present
21	Dec. 20, 1983 to Nov. 30, 1988
18	Nov. 27, 2007 to March 20, 2009
17	Jan. 9, 1964 to Dec. 31, 1968

HOME RECORD UNDER DONOVAN

2013-14	14-0
2012-13	15-0
2011-12	14-2
2010-11	14-3
2009-10	13-4
2008-09	18-2
2007-08	17-4
2006-07	18-0
2005-06	16-2
2004-05	13-3
2003-04	11-4
2002-03	15-1
2001-02	13-2
2000-01	13-2
1999-2000	15-1
1998-99	14-1
1997-98	11-4
1996-97	8-6

HOME WINNING STREAKS UNDER DONOVAN

30	Nov. 11, 2012 to present
24	March 1, 2006 to Nov. 20, 2007
20	Jan. 25, 2005 to Feb. 4, 2006
19	Jan. 22, 2011 to Feb. 4, 2012
19	Feb. 2, 2002 to Feb. 25, 2003
17	March 19, 2008 to Feb. 21, 2009
13	Jan. 29, 2000 to Dec. 30, 2000
12	Nov. 16, 1998 to Feb. 4, 1999
11	Feb. 16, 1999 to Jan. 12, 2000

TOP UF PERFORMANCES IN THE O'DOME

Scoring

40	Eugene McDowell	vs. Biscayne	12/21/82
37	Joakim Noah	vs. Georgia	3/1/06
33	Greg Stolt	vs. USF	12/10/96
32	Nick Calathes	vs. N.C. State	1/3/09
32	Andrew Moten	vs. LSU	12/16/86
32	Andrew Moten	vs. Alabama	2/26/86

Rebounding

21	Eugene McDowell	vs. Georgia	1/6/82
20	Andrew DeClercq	vs. Kentucky	1/18/94
18	Al Horford	vs. Alabama	2/5/05
18	Mike Miller	vs. Kentucky	2/8/00
18	Dwayne Davis	vs. Miami	12/19/88
18	Ronnie Williams	vs. St. Leo	2/8/84

THE GATORS AT HOME


- The Gators have won a school-record 30 straight in the O'Connell Center. Florida has won 16 consecutive SEC home games and 24 non-conference home games in a row.
- Florida did not lose a home non-conference game over a stretch of five seasons (1999-2003), and UF has home win streaks of 30 (current), 24, 20, 19 (twice), 17, 16, 13, 12 and 11 under Donovan.
- The Gators finished 15-0 at the O'Connell Center in 2012-13, marking the fourth time in team history the team has gone unbeaten in a season (five or more games), joining the 2006-07, 1993-94 and 1960-61 teams.
- For Florida's 2014 SEC-opening win over South Carolina, a school-record 4,182 Rowdy Reptiles filled the student section at the O'Dome.
- Florida finished 14-2 at home in 2011-12, winning its first 13 games of 2011-12. UF won its final six home games in 2010-11 for 19 consecutive wins overall at the O'Connell Center, tied for the fourth-longest streak in school history.
- The two largest crowds in UF history came during the 2010-11 season (12,633 in a win over Kentucky, then 12,630 a week later in a win over Tennessee).
- A record 226,815 fans passed through the turnstiles in 2007-08. ESPN Gameday also made its second visit to the O'Dome in 2007-08 to witness the Gators' thrilling overtime win over Kentucky.
- Daktronics installed four 12' x 16', video boards (10 mm resolution) in the O'Connell Center for the 2006-07 basketball regular-season, at a cost of \$2.5 million. The project was unveiled on Dec. 20, 2006.
- A \$10 million state-of-the-art private basketball practice facility opened in October 2001. The two-story 47,505 square foot facility includes multiple practice gyms, a training room, weight room, locker room, coaches' offices, conference rooms, equipment room, team lounge area and film/video rooms with theatre style seating.
- During the summer of 2011, the Stephen C. O'Connell Center underwent a reconfiguration of the lower-level bleachers to improve patron flow and safety while reducing maintenance costs and preserving the O'Dome's unique environment.
- UF is currently in the fundraising phase of a \$50 million renovation plan for the O'Connell Center.

O'CONNELL CENTER ATTENDANCE RECORDS

1.	12,633	Kentucky	Sat., Feb. 5, 2011	70-68	W
2.	12,630	Tennessee	Sat., Feb. 12, 2011	61-60	W
3.	12,621	Ohio State	Sat., Dec. 23, 2006	86-60	W
4.	12,618	Kentucky	Tues., Jan. 12, 2010	77-89	L
5.	12,614	Kentucky	Sun., March 4, 2007	85-72	W
6t.	12,609	Arkansas	Sat., Feb. 23, 2012	71-54	W
6t.	12,609	Kentucky	Sat., Feb. 4, 2006	95-80	W
8.	12,602	Kentucky	Sun., March 6, 2005	53-52	W
9.	12,599	Florida State	Fri., Nov. 25, 2005	74-66	W
10.	12,598	Alabama	Wed., Feb. 14, 2007	76-67	W



TV & RADIO ROSTER




#0 KASEY HILL
G | Fr. | 6-1 | 181 | Umatilla, Fla.



#1 ELI CARTER*
G | Jr. | 6-2 | 200 | Paterson, N.J.



#4 PATRIC YOUNG
C | Sr. | 6-9 | 240 | Jacksonville, Fla.



#5 SCOTTIE WILBEKIN
G | Sr. | 6-2 | 176 | Gainesville, Fla.



#10 DORIAN FINNEY-SMITH
F | So. (R) | 6-8 | 212 | Portsmouth, Va.



#11 LEXX EDWARDS
G | So. (R) | 6-2 | 225 | Orlando, Fla.



#12 DILLON GRAHAM*
G | So. | 6-4 | 186 | Orlando, Fla.



#15 WILL YEGUETE
F | Sr. | 6-8 | 230 | Bordeaux, France




#20 MICHAEL FRAZIER II
G | So. | 6-4 | 199 | Tampa, Fla.



#23 CHRIS WALKER
F | Fr. | 6-10 | 220 | Bonifay, Fla.



#24 CASEY PRATHER
F | Sr. | 6-6 | 212 | Jackson, Tenn.




#25 DEVON WALKER
G/F | So. | 6-6 | 195 | Winter Haven, Fla.



#30 JACOB KURTZ
F | Jr. | 6-6 | 210 | Oviedo, Fla.



#31 ALEX MURPHY^
F | So. (R) | 6-8 | 220 | Wakefield, R.I.



#42 BILLY DONOVAN
G | Jr. (R) | 6-2 | 195 | Gainesville, Fla.



BILLY DONOVAN
Head Coach



RASHON BURNO
Assistant Coach



MATT MCCALL
Assistant Coach



JOHN PELPHEY
Assistant Coach

**Injured: Out for the season.*

^Transfer: Must sit out due to NCAA rules.

MEDIA INFORMATION

The University of Florida appreciates the media coverage from all local, regional and national outlets. The Communications Office believes in developing mutually beneficial relationships with the media and we emphasize a positive and professional working environment with all entities. The ultimate goal of the Communications Office is to provide accurate and timely information about our athletic teams and to ensure that we assist the media to the best of our abilities while they cover our program.

GAME COVERAGE

CREDENTIALS: Requests for credentials will be taken online and reviewed by Denver Parler. To access the credential request form, please visit www.sportssystem.com/florida. Once you have submitted your credential request, you will receive an automated email from the Communications Department acknowledging your request was received and is being reviewed. Once a decision on your request is made, you will receive an email with further information. Requests must be made by the day prior to a game (noon for afternoon games or 4:30 p.m. for evening games).

CREDENTIAL PICK-UP: Credentials will be mailed up until 10 days prior to the event or held at the Press Will Call window at Gate One of the O'Connell Center, which opens for pick-up 90 minutes prior to each game. Credentials can be overnighted at the expense of the media organization within 10 days of the event (by request).

PARKING: A limited number of parking spaces exist and can be requested online with your credential application. Please note that if you request to pick up your credentials at Press Will Call, we will be unable to provide a parking pass as you will have to park before visiting Press Will Call. Free parking is available in the deck next to the O'Connell Center and is generally still available 75-90 minutes before the game.

MEDIA ROOM/INTERVIEW AREA: Located between Gates 1 & 4 in the Martial Arts room near the loading dock, the media room includes work space, necessary electrical outlets, a television and wireless internet. A pre-game meal, snacks and soft drinks are also available in the media room. The pre-game meal begins one hour before tip. Post-game coach and player press conferences are also conducted in this area.

FLORIDA LOCKER ROOM: The Gator locker room is closed to the media with the exception of the SEC and NCAA Tournaments. Coach Donovan and selected players will be available to the media following games in the media room/interview area. At Florida home games, players are available first outside the locker room in the Gate 3 corner of the O'Connell Center while Coach Donovan will follow with a post-game press conference in the Martial Arts/Media Room.

VISITOR LOCKER ROOM: Interview policies and procedures will be determined by visiting Sports Information Directors and coaches. Those procedures will be announced on game days.

GENERAL GAME DAY MEDIA SERVICES: Game program/scorecard, game notes, play-by-play, complete halftime and final statistics, coaches' & player quote sheets and post-game notes are all regular services on game days.

SEATING: Press seating is assigned, and all media members are asked to utilize their assigned seat. A limited number of front-row courtside press seats are available and will be provided to national publications, major daily newspapers and/or those who cover Florida basketball regularly. Additional seating will be at the front row table in the baseline bleachers near Gate 2 and in the second row courtside behind the press table. Photographers are restricted to two baseline locations closest to the team benches.

TENTATIVE MEDIA SCHEDULE: FEB. 24-MARCH 2

Monday	Tuesday	Wednesday	Thursday	Friday	Saturday	Sunday
11:15 a.m. Donovan Press Conf.	7 p.m. Game at Vanderbilt	No Availability	No Availability	Time TBA Coach Donovan/ Players	4 p.m. Game vs. LSU	No Availability

2013-14 QUICK FACTS

University Facts

Location: Gainesville, Fla.
 Founded: 1853
 Enrollment: 49,913
 Conference: Southeastern (SEC)
 Nickname: Gators
 UF President: Dr. Bernie Machen (Vanderbilt '68)
 Director of Athletics: Jeremy Foley (Hobart '74)
 Mascots: Albert and Alberta
 Colors: Orange (PMS 172) and Blue (PMS 287)
 Website: GatorZone.com
 Facebook: facebook.com/FloridaGators
 Twitter: @GatorZoneMBK, @UFCoachBillyD

Coaching Staff Facts

Head Coach: Billy Donovan (Providence, '87)
 UF Record: 18th season/440-168
 Overall Record: 20th season/475-188
 Assistant Coaches: Rashon Burno (DePaul, '02), Matt McCall (Florida, '05), John Pelphrey (Kentucky, '92)
 Athletic Trainer: Dave "Duke" Werner
 Strength & Conditioning Coordinator: Preston Greene
 Director of Basketball Operations: Darren Hertz
 Video Coordinator: Oliver Winterbone
 Assistant to the Head Coach: Mark Daigneault
 Office Manager: Tracy Pfaff
 Staff Assistant: Mike Robuck
 Academic Counselor: Tom Williams

Program Facts

Arena: Stephen C. O'Connell Center (11,548)
 Season: 95th
 Overall Record: 1,319-1,043
 SEC Record: 586-613
 NCAA Tournaments: 16 (1989, '94, '95, '99, 2000, '01, '02, '03, '04, '05, '06, '07, '10, '11, '12, '13)
 Final Fours: 4 (1994, 2000, '06, '07)
 National Championships: 2 (2006, '07)
 NIT Appearances: 9 (1969, '84, '85, '86, '92, '93, '98, 2008, '09)
 SEC Tournament Championships: 3 (2005, '06, '07)
 SEC Championships: 6 (1989, 2000, '01, '07, '11, '13)
 All-Americans: 22
 All-SEC: 101
 SEC Academic Honor Roll: 93
 NBA Draftees: 35
 2012-13 Record: 29-8
 2012-13 Conference Record: 14-4 (1st)
 Lettermen Returning/Lost: 8/4
 Starters Returning/Lost: 2/3

Communications Department

Men's Basketball Contact: Denver Parler
 Email: denverp@gators.ufl.edu
 Office: 352-375-4683 ext. 6135
 Cell: 352-318-3493
 Associate ADs: Steve McClain, Mary Howard
 Staff Assistants: Jennifer Wagner, Dawn Zinsmaster
 Office Phone: 352-375-4683, ext. 6100
 Fax: 352-375-4809

Mailing Address:
 P.O. Box 14485
 Gainesville, FL 32604

Shipping Address:
 Ben Hill Griffin Stadium
 121 Gale Lemerand Drive
 Gainesville, FL 32611

2013-14 Miscellaneous Stats

Times Led UF in Scoring* *(Includes Times Tied)

	Season	Career
Casey Prather	10	11
Scottie Wilbekin	6	8
Michael Frazier II	6	7
Patric Young	4	10
Dorian Finney-Smith	1	1
Will Yeguete	0	1

Times Led UF in Rebounding* *(Includes times tied)

	Season	Career
Dorian Finney-Smith	13	13*
Patric Young	10	39
Casey Prather	8	12
Will Yeguete	4	23
Michael Frazier II	1	5
Jacob Kurtz	1	1
DeVon Walker	1	1
Scottie Wilbekin	0	2

*Led team in rebounding 18 times at Va. Tech

Times Led UF in Assists* *(Includes times tied)

	Season	Career
Scottie Wilbekin	13	45
Kasey Hill	10	10
Casey Prather	3	3
Dorian Finney-Smith	3	3
Will Yeguete	1	3
Patric Young	1	3
Michael Frazier II	0	1

Double-Figure Scoring Games

	Season	Career
Casey Prather	21	30
Patric Young	19	61
Scottie Wilbekin	18	33
Michael Frazier II	17	26
Dorian Finney-Smith	8	8*
Will Yeguete	3	12
Kasey Hill	2	2
DeVon Walker	2	2

*Had 10 double-figure scoring games at Va. Tech

20-Point Games

	Season	Career
Casey Prather	6	6
Michael Frazier II	3	3
Scottie Wilbekin	2	2
Dorian Finney-Smith	1	1
Patric Young	0	2

Double-Figure Rebounding Games

	Season	Career
Dorian Finney-Smith	5	5*
Will Yeguete	3	10
Patric Young	1	13

*Had six double-figure rebounding games at Va. Tech

Double-Doubles

	Season	Career
Dorian Finney-Smith	2	2*
Patric Young	0	10
Will Yeguete	0	3
Scottie Wilbekin	0	1

*Recorded three double-doubles at Va. Tech

Dunks (Season Total: 56)

	Season	Career
Casey Prather	24	51
Patric Young	17	132
Dorian Finney-Smith	8	8
Will Yeguete	3	26
Chris Walker	3	3
DeVon Walker	1	2
Michael Frazier II	0	1

Charges Drawn (Season Total: 19)

	Season	Career
Patric Young	8	37
Will Yeguete	8	27
Casey Prather	2	13
Billy Donovan	1	1
Scottie Wilbekin	0	4

Bench Scoring

Opponents	423
FLORIDA	487

Point Distribution (%)

Freshman	128 (6.6%)
Sophomores	625 (32.5%)
Juniors	47 (2.4%)
Seniors	1,124 (58.4%)
TOTAL	1,924 pts

Technical Fouls

Opponents	3
FLORIDA	1

Technical Foul Free Throws

Opponents	2-2
FLORIDA	6-6

Jump Balls Controlled

Opponents	18
FLORIDA	9

First-Half Timeouts Called

Opponents	36
FLORIDA	20

3-Second Violation

Opponents	1
FLORIDA	1

Shot Clock Expired

Opponents	12
FLORIDA	2

5-Second Violation (inbounds)

Opponents	0
FLORIDA	0

5-Second Violation (guarding)

Opponents	1
FLORIDA	0

10-Second Violation

Opponents	2
FLORIDA	0

Backcourt Violation

Opponents	2
FLORIDA	4

Florida's First Sub*

*(Includes all when multiple players enter)

Dorian Finney-Smith	16
Kasey Hill	7
Michael Frazier II	4
Jacob Kurtz	2
Casey Prather	2
DeVon Walker	2
Patric Young	1

Scored UF's First Points

Patric Young	10
Casey Prather	6
Will Yeguete	4
Scottie Wilbekin	3
Dorian Finney-Smith	2
Michael Frazier II	2

How Scored UF's First Points

Jump Shot	10
Lay-Up	9
Free Throw	3
3-Pointer	5
Dunk	0

Three-Point Plays

	Season	Career
Casey Prather	15-17	18-24
Patric Young	9-11	26-41
Dorian Finney-Smith	4-7	4-7
Scottie Wilbekin	4-7	7-10
Michael Frazier II	2-2	2-2
Will Yeguete	2-4	7-14
Jacob Kurtz	2-4	2-4
DeVon Walker	0-1	0-1
Kasey Hill	0-3	0-3
TOTALS	38-56	66-106

Four-Point Plays

	Season	Career
Michael Frazier II	1-1	1-1
Scottie Wilbekin	0-0	0-1
TOTALS	1-1	1-2

Consecutive Games Played Without Fouling Out

Will Yeguete	115
Michael Frazier II	63
DeVon Walker	49
Jacob Kurtz	45
Casey Prather	33
Dillon Graham	24
Dorian Finney-Smith	23
Scottie Wilbekin	22
Billy Donovan	12
Lexx Edwards	9
Eli Carter	7
Chris Walker	6
Kasey Hill	4
Patric Young	3

Consecutive Games With a 3-Pointer

FLORIDA:	752 (at UK, 1/11/92)
Opponents:	512 (FAMU, 12/04/99)

Players in Double Figures

Players	Games
1	0
2	6
3	10
4	8
5	2
6	1

Runs

Run	Occurrences
8-0	19
9-0	6
10-0	5
11-0	4
12-0	5
13-0	1
14-0	1
15-0	0
16-0	0
17-0	0
18-0	0
19-0	0
20-0	0
21-0+	1

2013-14 Starting Lineups and Record

Wilbekin, Prather, Frazier, Yeguete, Young	15-1
Hill, Frazier, Wilbekin, Yeguete, Young	3-0
Hill, D. Walker, Prather, Yeguete, Young	3-1
Frazier, D. Walker, Prather, Yeguete, Young	1-0
Wilbekin, D. Walker, Prather, Yeguete, Young	1-0
Wilbekin, Frazier, Prather, Yeguete, Finney-Smith	1-0
Hill, Frazier, D. Walker, Yeguete, Finney-Smith	1-0

The Last Time...

INDIVIDUAL PERFORMANCES

20 Points: Casey Prather and Scottie Wilbekin, at Kentucky, 2/15/14 (24 and 23)
25 Points: Casey Prather, at Jacksonville, 11/25/13 (27)
30 Points: Erving Walker, at Arkansas, 2/18/12 (31)
35 Points: Joakim Noah, vs. Georgia, 3/1/06 (37)
40 Points: Eugene McDowell, vs. Biscayne, 12/21/82 (40)
50 Points: Tony Miller, vs. Chicago State, 2/29/72 (54)

10 Rebounds: Patric Young and Will Yeguete, vs Texas A&M, 2/1/14 (14), (10)
15 Rebounds: Dorian Finney-Smith, at Arkansas, 1/11/14 (15)
20 Rebounds: Andrew DeClercq, vs. Kentucky, 1/18/94 (20)
25 Rebounds: Neal Walk, vs. Georgia, 3/1/69 (25)
30 Rebounds: Neal Walk, vs. Alabama, 1/27/68 (31)

10 Assists: Scottie Wilbekin, at Auburn, 2/16/13 (10)
12 Assists: Nick Calathes, at Georgia, 2/14/09, (13)
15 Assists: Jason Williams, vs. Duquesne, 12/3/97 (17)

Made 10 or more Field Goals: Casey Prather, at Jacksonville, 11/25/13 (11-13)
Made 12 Field Goals: Patric Young, vs. Arizona, 12/7/11 (12-15)

Attempted 15 Field Goals: Scottie Wilbekin, at Tennessee, 2/11/14, (5-17)
Attempted 20 Field Goals: Anthony Roberson, vs. Tennessee, 1/19/05 (9-26)
Attempted 25 Field Goals: Anthony Roberson, vs. Tennessee, 1/19/05 (9-26)

Made 6 3-Pointers: Mike Rosario, NCAA Tournament vs. Minnesota, 3/24/13 (6-9)
Made 7 3-Pointers: Kenny Boynton, at Yale, 1/6/13 (8-10)
Made 8 3-Pointers: Kenny Boynton, at Yale, 1/6/13 (8-10)

Attempted 10 3-Pointers: Michael Frazier II and Scottie Wilbekin, at Ole Miss, 2/23/14, (5-10) (4-10)
Attempted 15 3-Pointers: Anthony Roberson, vs. Tennessee, 1/19/05 (5-18)

Made 10 Free Throws: Scottie Wilbekin, at Kentucky, 2/15/14, (11-12)
Made 15 Free Throws: Joakim Noah, vs. Georgia, 3/1/06 (19-22)

Attempted 15 Free Throws: Scottie Wilbekin, vs. Missouri, 2/4/14 (13-16)
Attempted 20 Free Throws: Joakim Noah, vs. Georgia, 3/1/06 (19-22)

5 Blocks: Patric Young, vs. Savannah St., 11/20/12 (6)
6 Blocks: Patric Young, vs. Savannah St., 11/20/12 (6)
7 Blocks: Al Horford, vs. Ole Miss, 2/16/05 (7)

5 Steals: Will Yeguete, at Auburn, 1/18/14 (5)
6 Steals: Dan Werner, vs. Georgia, 2/9/08 (7)
7 Steals: Dan Werner, vs. Georgia, 2/9/08 (7)

Double-Double: Dorian Finney-Smith, at Arkansas, 1/11/14, 22 points and 15 rebounds
Triple-Double: Nick Calathes, vs. Georgia, 1/28/09, 20 points, 13 rebounds and 10 assists

TEAM PERFORMANCES

100 Points: 107, vs. Jacksonville, 11/25/11
105 Points: 107, vs. Jacksonville, 11/25/11
110 Points: 112, NCAA Tournament vs. Jackson State, 3/16/07
120 Points: 125, vs. FAMU, 12/10/00
130 Points: 131, vs. New Hampshire, 11/29/99

50 Rebounds: 57, vs. Texas A&M, 2/1/14
55 Rebounds: 57, vs. Texas A&M, 2/1/14
60 Rebounds: 62, NCAA Tournament vs. Jackson State, 3/16/07

Made 40 Field Goals: 42-73, vs. North Carolina A&T, 11/18/10
Made 45 Field Goals: 46-81, vs. New Hampshire, 11/29/99

Attempted 75 Field Goals: 39-76, vs. Jackson State, 11/11/11
Attempted 80 Field Goals: 39-83, vs. FAU, 11/27/00

Made 10 3-Pointers: 10-28, at Alabama, 1/23/14
Made 12 3-Pointers: 12-33, at Ole Miss, 2/23/14
Made 15 3-Pointers: 15-30, at Auburn, 2/16/13
Made 18 3-Pointers: 18-35, vs. Robert Morris, 12/30/96

Attempted 25 3-Pointers: 5-25, vs. Texas A&M, 2/1/14
Attempted 30 3-Pointers: 12-33, at Ole Miss, 2/23/14
Attempted 35 3-Pointers: 14-35, vs. Stetson, 11/28/11

Made 30 Free Throws: 32-40, vs. Auburn, 2/18/10
Made 35 Free Throws: 35-39, vs. Vanderbilt, 2/7/04
Made 40 Free Throws: 40-50, vs. Morehead State, 12/22/98

Attempted 40 Free Throws: 32-40, vs. Auburn, 2/18/10
Attempted 45 Free Throws: 33-45, vs. Florida State, 11/25/05
Attempted 50 Free Throws: 40-50, vs. Morehead State, 12/22/98

25 Assists: 25, at Auburn, 2/16/13
30 Assists: 32, vs. Northeastern, 12/22/03

10 Steals: 10, at Tennessee, 2/11/14
15 Steals: 16, vs. North Carolina A&T, 11/18/10
20 Steals: 22, vs. VMI, 12/28/99
25 Steals: 25, vs. Morehead State, 12/22/98

10 Blocks: 12, vs. FAMU, 12/17/06

Had 5 Players with 10 Points: 5 players, vs. Alabama, 2/8/14; Scottie Wilbekin (16); Casey Prather (15); Michael Frazier II (14); Will Yeguete (12); Patric Young (11)
Had 6 or More Players with 10 Points: 6 players, vs. MTSU, 11/21/13; Patric Young (16), Dorian Finney-Smith (14), Michael Frazier II (13), Casey Prather (11), DeVon Walker (10), Will Yeguete (10).

Had 2 Players with 20 Points: at Kentucky, 2/15/14; Casey Prather (24), Scottie Wilbekin (23)

Had 3 Players with 20 Points: at Arkansas, 2/18/12; Erving Walker (31), Kenny Boynton (25), Bradley Beal (21)

Had 2 Players with 25 Points: at Arkansas, 2/18/12; Erving Walker (31), Kenny Boynton (25)

Had 2 Players with 10 Rebounds: vs. Texas A&M, 2/11/14; Patric Young (14), Will Yeguete (10)

Had 2 Players with a Double-Double: vs. Jacksonville, 12/20/10; Vernon Macklin (13 points and 10 rebounds), Alex Tyus (10 points and 11 rebounds)

Overcame a 10-Point Halftime Deficit: 1/26/12, at Ole Miss; Trailed 38-28 at half & won, 64-60

Won on a Buzzer-Beater: 1/23/10, vs. South Carolina, Chandler Parsons 3-Pointer to win, 56-55.

Lost on a Buzzer-Beater: 12/2/13, at Connecticut, Shabazz Napier 2-point jumper to win, 65-64.

2013-14 BOX SCORES

Official Basketball Box Score -- Game Totals -- Final Statistics North Florida vs Florida 11/8/13 3 p.m. at Stephen C. O'Connell Center

North Florida 69 • 0-1

##	Player	Total	3-Ptr		Rebounds			PF	TP	A	TO	Blk	Stl	Min	
			FG-FGA	FG-FGA	FT-FTA	Off	Def								Tot
01	WALLACE, Travis	f	6-11	0-0	3-6	3	5	8	4	15	0	2	1	0	25
05	McCROY, Charles	f	1-4	0-1	1-2	1	2	3	2	3	5	1	0	0	23
32	DANIELS, Demarcus	f	0-8	0-4	0-0	1	0	1	1	0	0	0	0	0	18
02	BEECH, Beau	g	5-8	5-8	1-1	0	1	1	3	16	1	4	0	2	33
14	MOORE, Dallas	g	2-8	1-3	0-0	1	3	4	3	5	2	1	0	0	19
00	NESBITT, Jalen	g	4-9	1-2	0-0	2	3	5	2	9	3	3	1	0	22
04	WILSON, Devin	g	1-4	1-3	1-2	1	1	2	3	4	2	2	0	0	21
12	BODAGER, Aaron	g	0-1	0-1	0-0	0	0	0	1	0	0	0	0	0	2
33	BANKS, Romelo	g	4-4	0-0	2-4	2	4	6	2	10	0	1	0	0	15
35	DAVENPORT, Chris	g	3-7	1-2	0-0	1	4	5	3	7	1	3	0	2	22
	Team					1	1	2							
	Totals		26-64	9-24	8-15	13	24	37	24	69	14	17	2	6	200

FG % 1st Half: 12-33 36.4% 2nd half: 14-31 45.2% Game: 26-64 40.6%
3FG % 1st Half: 4-13 30.8% 2nd half: 5-11 45.5% Game: 9-24 37.5%
FT % 1st Half: 3-6 50.0% 2nd half: 5-9 55.6% Game: 8-15 53.3%

Florida 77 • 1-0

##	Player	Total	3-Ptr		Rebounds			PF	TP	A	TO	Blk	Stl	Min	
			FG-FGA	FG-FGA	FT-FTA	Off	Def								Tot
15	Yeguete, Will	f	0-4	0-1	2-2	1	4	5	3	2	3	1	0	4	22
24	Prather, Casey	f	10-15	0-0	8-11	4	4	8	2	28	1	3	1	1	34
04	Young, Patric	c	0-2	0-0	2-3	1	1	2	2	2	1	0	2	1	20
00	Hill, Kasey	g	5-9	0-1	5-6	0	0	0	2	15	4	2	1	2	27
25	Walker, DeVon	g	1-2	0-0	2-2	1	0	1	2	4	0	2	0	0	17
01	Carter, Eli	g	1-6	1-4	0-0	0	2	2	1	3	1	1	0	0	19
12	Graham, Dillon	g	0-2	0-1	0-0	0	0	0	0	0	0	0	0	0	8
20	Frazier, Michael	g	6-10	1-3	6-6	1	8	9	0	19	0	3	0	1	24
30	Kurtz, Jacob	g	1-4	0-0	2-2	0	5	5	0	4	1	1	0	0	26
42	Donovan, Billy	g	0-0	0-0	0-0	0	0	0	0	0	0	0	0	0	3
	Team					0	3	3							
	Totals		24-54	2-10	27-32	8	27	35	12	77	11	13	4	9	200

FG % 1st Half: 10-27 37.0% 2nd half: 14-27 51.9% Game: 24-54 44.4%
3FG % 1st Half: 0-6 0.0% 2nd half: 2-4 50.0% Game: 2-10 20.0%
FT % 1st Half: 17-19 89.5% 2nd half: 10-13 76.9% Game: 27-32 84.4%

Officials: Lee Cassell, Doug Shows, Vladimir Voyard-Tadal

Technical fouls: North Florida-None. Florida-None.

Attendance: 10550

Score by periods	1st	2nd	Total
North Florida	31	38	69
Florida	37	40	77

Last FG - UNF 2nd-00:07, UF 2nd-02:33.
Largest lead - UNF None, UF by 19 2nd-10:08.

Score tied - 0 times.
Lead changed - 0 times.

Official Basketball Box Score -- Game Totals -- Final Statistics Florida vs Wisconsin 11/12/13 8:10PM at Kohl Center - Madison, Wisconsin

Florida 53 • 1-1

##	Player	Total	3-Ptr		Rebounds			PF	TP	A	TO	Blk	Stl	Min	
			FG-FGA	FG-FGA	FT-FTA	Off	Def								Tot
15	Yeguete, Will	f	3-3	0-0	2-2	0	4	4	2	8	1	0	0	2	25
24	Prather, Casey	f	5-11	0-0	2-3	1	4	5	3	12	1	5	0	0	35
04	Young, Patric	c	2-6	0-0	4-7	2	4	6	3	8	1	1	0	0	30
00	Hill, Kasey	g	2-11	0-4	0-1	0	3	3	5	4	4	2	0	1	29
25	Walker, DeVon	g	0-3	0-2	0-0	1	0	1	1	0	0	3	1	0	17
01	Carter, Eli	g	0-1	0-1	0-0	0	0	0	2	0	0	0	0	0	10
20	Frazier, Michael	g	7-11	5-7	1-2	0	2	2	1	20	0	0	0	2	33
30	Kurtz, Jacob	g	0-1	0-0	1-2	1	5	6	1	1	0	0	0	1	21
	Team					1	0	1							
	Totals		19-47	5-14	10-17	6	22	28	18	53	7	11	1	6	200

FG % 1st Half: 10-23 43.5% 2nd half: 9-24 37.5% Game: 19-47 40.4%
3FG % 1st Half: 3-9 33.3% 2nd half: 2-5 40.0% Game: 5-14 35.7%
FT % 1st Half: 3-4 75.0% 2nd half: 7-13 53.8% Game: 10-17 58.8%

Wisconsin 59 • 2-0

##	Player	Total	3-Ptr		Rebounds			PF	TP	A	TO	Blk	Stl	Min	
			FG-FGA	FG-FGA	FT-FTA	Off	Def								Tot
15	Dekker, Sam	f	5-10	2-5	4-7	0	2	2	1	16	1	4	0	0	38
44	Kaminsky, Frank	f	3-8	2-4	0-0	2	3	5	3	8	0	0	2	2	21
01	Brust, Ben	g	4-10	2-5	1-2	1	8	9	0	11	3	1	0	1	39
12	Jackson, Traevon	g	4-9	2-3	3-4	1	6	7	3	13	4	5	0	0	39
21	Gasser, Josh	g	0-2	0-2	0-0	1	1	2	5	0	3	1	0	0	32
03	Marshall, George	g	0-0	0-0	0-0	0	0	0	0	0	0	1	0	0	3
10	Hayes, Nigel	g	4-7	0-0	0-1	1	1	2	4	8	0	1	0	0	18
13	Dukan, Duje	g	1-2	1-1	0-0	1	1	2	1	3	0	0	0	0	10
	Team					1	1	2							
	Totals		21-48	9-20	8-14	8	23	31	17	59	11	14	2	3	200

FG % 1st Half: 12-27 44.4% 2nd half: 9-21 42.9% Game: 21-48 43.8%
3FG % 1st Half: 5-13 38.5% 2nd half: 4-7 57.1% Game: 9-20 45.0%
FT % 1st Half: 0-0 0.0% 2nd half: 8-14 57.1% Game: 8-14 57.1%

Officials: Jim Burr, Mark Whitehead, Tim Clougherty

Technical fouls: Florida-None. Wisconsin-None.

Attendance: 17249

Score by periods	1st	2nd	Total
Florida	26	27	53
Wisconsin	29	30	59

Points	In	Off	2nd	Fast	Bench
UF	22	20	4	4	21
WIS	20	12	8	0	11

Last FG - UF 2nd-02:58, WIS 2nd-00:08.
Largest lead - UF by 12 1st-12:53, WIS by 11 2nd-11:57.

Score tied - 1 time.
Lead changed - 1 time.

Official Basketball Box Score -- Game Totals -- Final Statistics UALR vs Florida 11/16/13 4:30 p.m. at Stephen C. O'Connell Center

UALR 56 • 0-2

##	Player	Total	3-Ptr		Rebounds			PF	TP	A	TO	Blk	Stl	Min	
			FG-FGA	FG-FGA	FT-FTA	Off	Def								Tot
33	White, James	f	8-13	0-0	0-0	4	5	9	2	16	0	2	2	0	28
55	Leeper, Gus	f	0-3	0-0	0-0	0	2	2	4	0	2	0	0	0	13
01	Isler, Leroy	g	1-5	0-1	0-0	1	1	2	5	2	0	1	0	0	25
03	Hagins, Josh	g	2-7	0-1	2-2	1	2	3	4	6	3	5	1	0	20
14	Thomas, J.T.	g	3-8	0-0	2-3	0	2	2	2	8	1	1	0	1	24
05	Osse, Kemy	g	0-5	0-4	1-2	1	2	3	1	1	1	2	0	1	21
10	Hill, Maurius	g	0-2	0-0	0-0	0	0	0	0	0	0	2	0	0	7
11	Smith, DeVonte	g	1-1	0-0	0-0	1	0	1	0	2	1	1	0	1	16
15	Billings, Stetson	g	0-2	0-0	0-0	0	2	2	1	0	0	1	0	1	9
21	Isom, Mareik	g	0-4	0-2	0-0	1	1	2	1	0	0	0	0	0	11
23	Neighbour, Will	g	7-11	2-3	5-5	1	7	8	1	21	0	1	0	0	26
	Team					2	0	2							
	Totals		22-61	2-11	10-12	12	24	36	21	56	6	18	3	4	200

FG % 1st Half: 11-29 37.9% 2nd half: 11-32 34.4% Game: 22-61 36.1%
3FG % 1st Half: 2-6 33.3% 2nd half: 0-5 0.0% Game: 2-11 18.2%
FT % 1st Half: 3-4 75.0% 2nd half: 7-8 87.5% Game: 10-12 83.3%

Florida 86 • 2-1

##	Player	Total	3-Ptr		Rebounds			PF	TP	A	TO	Blk	Stl	Min	
			FG-FGA	FG-FGA	FT-FTA	Off	Def								Tot
15	Yeguete, Will	f	2-5	0-0	2-2	0	3	3	0	6	1	4	1	0	25
24	Prather, Casey	f	10-11	1-1	6-8	2	3	5	2	27	5	2	1	1	31
04	Young, Patric	c	5-9	0-0	0-4	1	7	8	2	10	0	0	2	1	23
00	Hill, Kasey	g	4-6	0-0	6-8	0	3	3	2	14	6	0	1	5	30
25	Walker, DeVon	g	0-4	0-3	0-0	1	2	3	1	0	2	2	1	1	27
01	Carter, Eli	g	0-2	0-1	0-0	0	0	0	0	0	0	0	0	0	6
10	Finney-Smith, Dorian	g	5-10	3-4	4-6	5	4	9	1	17	0	1	0	0	16
11	Edwards, Lexx	g	0-0	0-0	0-0	0	1	1	0	0	0	0	0	0	2
20	Frazier, Michael	g	2-9	2-7	0-0	0	2	3	6	1	0	0	2	2	26
30	Kurtz, Jacob	g	3-3	0-0	0-1	1	2	3	1	6	0	0	0	1	12
42	Donovan, Billy	g	0-1	0-1	0-0	0	0	0	0	0	1	0	0	0	2
	Team					2	1	3							
	Totals		31-60	6-17	18-29	12	28	40	12	86	16	9	6	11	200

FG % 1st Half: 10-24 41.7% 2nd half: 21-36 58.3% Game: 31-60 51.7%
3FG % 1st Half: 1-6 16.7% 2nd half: 5-11 45.5% Game: 6-17 35.3%
FT % 1st Half: 6-14 42.9% 2nd half: 12-15 80.0% Game: 18-29 62.1%

Officials: Antinio Petty, Joe DeRosa, Rusty Phillips

Technical fouls: UALR-None. Florida-None.

Attendance: 8843

UNLA #01 L. Isler fouls out at 5:50(2).

Score by periods	1st	2nd	Total
UALR	27	29	56
Florida	27	59	86

Last FG - UALR 2nd-04:59, UF 2nd-01:26.
Largest lead - UALR by 2 1st-00:18, UF by 30 2nd-01:26.

Score tied - 3 times.
Lead changed - 8 times.

</

2013-14 BOX SCORES

Official Basketball Box Score -- Game Totals -- Final Statistics Middle Tennessee vs Florida 11/21/13 7:30 p.m. at Stephen C. O'Connell Center

Middle Tennessee 59 • 4-1

#	Player	FG-FGA	3-Ptr	FT-FTA	Rebounds			PF	TP	A	TO	Blk	Stl	Min	
					Off	Def	Tot								
01	HUNTER, Neiko	f	5-11	0-1	4-6	3	2	5	1	14	0	2	1	34	
12	JONES, Shawn	f	2-5	0-0	2-2	0	3	3	3	6	1	2	1	20	
05	KNIGHT, Tweety	g	2-2	0-0	0-0	0	0	0	4	4	1	3	0	3	
10	RAYMOND, Jaqawn	g	4-11	4-9	1-4	1	3	4	1	13	0	1	1	34	
24	HAMMONDS, Kerry	g	1-7	1-5	2-2	0	1	1	3	5	3	3	0	26	
00	GIBSON, Zane	g	0-0	0-0	0-0	1	0	1	1	0	1	0	0	8	
02	WORTHAM, Eric	g	4-6	1-3	2-2	1	0	1	4	11	0	0	0	14	
03	PHILLIPS, Joshua	g	0-0	0-0	0-0	0	4	0	0	0	1	1	1	9	
13	JOHNSON, Blake	g	0-0	0-0	0-0	0	0	0	1	0	0	0	0	1	
21	WALKER, Torin	g	1-1	0-0	0-0	0	0	0	1	2	0	2	0	5	
30	UPSHAW, Reggie	g	1-3	0-1	2-2	0	4	3	4	1	0	0	0	17	
42	ROZIER, Jacquez	g	0-1	0-0	0-0	0	1	1	3	0	0	1	0	9	
	Team					2	0	2			1				
Totals			20-47	6-19	13-18	8	18	26	25	59	8	16	4	6	200

FG % 1st Half: 8-20 40.0% 2nd half: 12-27 44.4% Game: 20-47 42.6%
 3FG % 1st Half: 1-8 12.5% 2nd half: 5-11 45.5% Game: 6-19 31.6%
 FT % 1st Half: 9-14 64.3% 2nd half: 4-4 100.0% Game: 13-18 72.2%

Florida 79 • 4-1

#	Player	FG-FGA	3-Ptr	FT-FTA	Rebounds			PF	TP	A	TO	Blk	Stl	Min	
					Off	Def	Tot								
15	Yeguete, Will	f	4-5	1-1	1-3	1	4	5	3	10	1	2	0	1	24
24	Prather, Casey	f	4-5	0-0	3-4	0	4	4	2	11	2	3	0	2	19
04	Young, Patric	c	5-9	0-0	6-8	3	3	6	2	16	3	2	0	25	
20	Frazier, Michael	g	5-9	1-3	2-2	0	2	2	1	13	2	2	0	36	
25	Walker, DeVon	g	2-5	2-4	4-4	0	1	1	2	10	1	0	0	32	
01	Carter, Eli	g	0-2	0-0	0-0	2	0	2	0	2	0	0	0	3	
10	Finney-Smith, Dorian	g	4-9	0-2	6-6	2	4	6	3	14	1	3	0	26	
11	Edwards, Lexx	g	0-0	0-0	0-0	0	0	0	1	0	0	0	0	1	
30	Kurtz, Jacob	g	1-4	0-0	1-1	1	1	2	2	3	0	0	0	1	
42	Donovan, Billy	g	0-2	0-2	2-2	0	0	0	0	2	0	0	0	7	
	Team					1	2	3							
Totals			25-50	4-12	25-30	10	21	31	18	79	10	12	0	9	200

FG % 1st Half: 9-25 36.0% 2nd half: 16-25 64.0% Game: 25-50 50.0%
 3FG % 1st Half: 1-5 20.0% 2nd half: 3-7 42.9% Game: 4-12 33.3%
 FT % 1st Half: 15-18 83.3% 2nd half: 10-12 83.3% Game: 25-30 83.3%

Officials: Mike Nance, Willi CJ Washington, Marc Ellard
 Technical fouls: Middle Tennessee-None. Florida-None.
 Attendance: 9020

Score by periods	1st	2nd	Total
Middle Tennessee	26	33	59
Florida	34	45	79

Points	In	Off	2nd	Fast	Bench
MT	Paint	T/O	Chance	Break	
UF	34	17	7	4	17
					19

Last FG - MT 2nd-01:30, UF 2nd-01:47.
 Largest lead - MT by 2 1st-17:34, UF by 24 2nd-01:47.

Score tied - 2 times.
 Lead changed - 1 time.

Official Basketball Box Score -- Game Totals -- Final Statistics Florida vs Jacksonville 11/25/13 7:00 PM at JVM Arena - Jacksonville, Fla.

Florida 86 • 5-1

#	Player	FG-FGA	3-Ptr	FT-FTA	Rebounds			PF	TP	A	TO	Blk	Stl	Min
					Off	Def	Tot							
15	Yeguete, Will	f	0-3	0-0	1-2	3	4	7	2	1	2	2	0	0
24	Prather, Casey	f	11-13	0-0	5-9	1	4	5	1	27	3	2	1	33
04	Young, Patric	c	5-9	0-0	3-5	1	2	3	4	13	0	0	1	2
05	Wilbekin, Scottie	g	5-9	2-2	0-2	1	4	5	1	12	7	2	0	34
25	Walker, DeVon	g	0-0	0-0	0-0	0	0	0	0	0	1	0	0	7
01	Carter, Eli	g	0-1	0-1	0-0	0	0	0	0	0	0	0	0	3
10	Finney-Smith, Dorian	g	4-9	1-3	5-8	3	8	11	3	14	3	1	1	25
11	Edwards, Lexx	g	0-0	0-0	0-0	0	1	1	0	0	0	0	0	2
20	Frazier, Michael	g	5-6	5-6	2-2	0	2	2	0	17	0	1	0	1
30	Kurtz, Jacob	g	1-1	0-0	0-0	0	1	1	3	2	1	0	1	27
42	Donovan, Billy	g	0-1	0-1	0-0	0	0	1	1	0	1	1	0	5
	Team					1	0	1						
Totals			31-52	8-13	16-28	10	27	37	15	86	19	9	4	7

FG % 1st Half: 17-26 65.4% 2nd half: 14-26 53.8% Game: 31-52 59.6%
 3FG % 1st Half: 5-6 83.3% 2nd half: 3-7 42.9% Game: 8-13 61.5%
 FT % 1st Half: 9-14 64.3% 2nd half: 7-14 50.0% Game: 16-28 57.1%

Jacksonville 60 • 2-4

#	Player	FG-FGA	3-Ptr	FT-FTA	Rebounds			PF	TP	A	TO	Blk	Stl	Min
					Off	Def	Tot							
00	DAWSON, Javon	f	4-14	0-0	0-0	0	0	0	2	8	1	1	0	31
15	HOLDER, J.R.	f	2-4	0-1	0-1	3	0	3	0	4	1	0	0	13
33	SLAWSON, RJ	f	3-7	2-3	0-0	0	0	0	5	8	0	1	0	12
05	MARTIN, Vince	g	4-7	3-3	0-1	4	6	10	1	11	2	1	0	29
11	HAYWOOD, Jarvis	g	5-9	0-1	6-6	1	2	3	3	16	3	3	0	21
01	BOGUS, Jeremy	g	0-0	0-0	0-0	1	0	1	0	0	0	1	0	2
02	FLEMING, Kordario	g	2-7	0-1	1-4	3	3	6	3	5	1	2	0	30
10	BELL, Marcellous	g	0-0	0-0	0-0	0	0	0	0	0	0	0	0	1
13	WHITE, Marcel	g	1-8	0-4	0-0	0	2	2	3	2	0	2	0	1
22	HUNT, Sam	g	1-3	0-1	0-0	0	0	0	0	2	0	1	0	19
44	ALDERMAN, Tyler	g	1-2	0-0	2-5	1	3	4	3	4	3	0	0	1
	Team					3	1	4						
Totals			23-61	5-14	9-17	16	17	33	20	60	11	12	0	5

FG % 1st Half: 12-35 34.3% 2nd half: 11-26 42.3% Game: 23-61 37.7%
 3FG % 1st Half: 3-9 33.3% 2nd half: 2-5 40.0% Game: 5-14 35.7%
 FT % 1st Half: 2-2 100.0% 2nd half: 7-15 46.7% Game: 9-17 52.9%

Officials: Pat Adams, Tony Henderson, Lee Cassell
 Technical fouls: Florida-None. Jacksonville-None.
 Attendance: 5625

Score by periods	1st	2nd	Total
Florida	48	38	86
Jacksonville	29	31	60

Points	In	Off	2nd	Fast	Bench
UF	Paint	T/O	Chance	Break	
JU	40	11	12	9	33
					13

Last FG - UF 2nd-01:20, JU 2nd-02:10.
 Largest lead - UF by 32 2nd-13:12, JU by 1 1st-19:03.

Score tied - 0 times.
 Lead changed - 2 times.

Official Basketball Box Score -- Game Totals -- Final Statistics Florida State vs Florida 11/29/13 7:30 p.m. at Stephen C. O'Connell Center

Florida State 66 • 5-2

#	Player	FG-FGA	3-Ptr	FT-FTA	Rebounds			PF	TP	A	TO	Blk	Stl	Min
					Off	Def	Tot							
10	White, Okaro	f	2-6	1-1	4-4	2	1	3	4	9	1	0	2	0
14	Gilchrist, Robert	f	2-9	0-1	0-0	2	1	3	1	4	0	0	1	0
15	Bojanovsky, Boris	c	6-6	0-0	2-2	1	1	2	5	14	0	2	2	24
01	Bookert, Devon	g	1-4	0-0	0-0	0	2	2	0	2	0	1	0	1
32	Brandon, Montay	g	1-7	0-1	0-0	1	6	7	1	2	3	1	0	37
05	Smith, Jarquez	g	0-0	0-0	0-0	0	0	0	1	0	0	0	0	2
25	Thomas, Aaron	g	4-10	0-3	4-4	1	3	4	2	12	1	4	0	29
30	Miller, Ian	g	3-7	1-4	6-6	0	1	1	2	13	5	3	0	1
50	Ojo, Michael	g	3-3	0-0	4-7	2	4	6	4	10	0	1	1	0
	Team					6	3	9						
Totals			22-52	2-10	20-23	15	22	37	20	66	10	12	6	5

FG % 1st Half: 10-26 38.5% 2nd half: 12-26 46.2% Game: 22-52 42.3%
 3FG % 1st Half: 0-4 0.0% 2nd half: 2-6 33.3% Game: 2-10 20.0%
 FT % 1st Half: 8-8 100.0% 2nd half: 12-15 80.0% Game: 20-23 87.0%

Florida 67 • 6-1

#	Player	FG-FGA	3-Ptr	FT-FTA	Rebounds			PF	TP	A	TO	Blk	Stl	Min
					Off	Def	Tot							
15	Yeguete, Will	f	2-7	1-2	1-1	1	5	6	3	6	4	2	0	0
24	Prather, Casey	f	6-10	0-1	7-9	3	1	4	4	19	1	0	0	26
04	Young, Patric	c	2-4	0-0	0-0	3	1	4	4	4	0	1	1	27
05	Wilbekin, Scottie	g	2-12	0-1	3-5	0	2	2	1	7	8	2	0	38
20	Frazier, Michael	g	6-11	5-8	0-0	0	2	2						

2013-14 BOX SCORES

Official Basketball Box Score -- Game Totals -- Final Statistics Kansas vs Florida 12/10/13 7 p.m. at Stephen C. O'Connell Center

Kansas 61 • 6-3

##	Player	FG-FGA	3-Ptr	FT-FTA	Rebounds			PF	TP	A	TO	Blk	Stl	Min	
					Off	Def	Tot								
34	Ellis, Perry	f	2-3	0-0	0-0	0	4	4	2	4	1	3	1	24	
21	Embiid, Joel	c	3-6	0-0	0-1	0	6	6	4	6	2	1	3	30	
00	Mason, Frank	g	3-6	2-3	1-2	0	0	0	2	9	0	5	0	25	
01	Selden Jr., Wayne	g	1-4	1-3	1-2	0	1	1	0	4	1	4	0	14	
22	Wiggins, Andrew	g	7-15	4-9	8-8	4	7	11	4	26	0	4	2	37	
03	White III, Andrew	g	0-0	0-0	0-0	0	1	1	0	0	0	1	0	2	
10	Tharpe, Naadir	g	1-4	0-2	0-0	0	1	1	3	2	5	3	0	29	
14	Greene, Brannen	g	1-3	1-2	2-2	0	1	1	4	5	0	2	0	14	
23	Frankamp, Conner	g	0-0	0-0	0-0	0	0	0	0	0	0	0	0	0+	
25	Black, Tarik	g	0-2	0-0	0-0	0	2	2	3	0	1	0	0	6	
31	Traylor, Jamari	g	1-1	0-0	3-4	4	5	9	2	5	1	1	0	17	
33	Lucas, Landen	g	0-0	0-0	0-0	0	0	0	1	0	0	0	0	2	
Team						3	1	4							
Totals			19-44	8-19	15-19	11	29	40	25	61	11	24	6	5	200

FG % 1st Half: 8-19 42.1% 2nd half: 11-25 44.0% Game: 19-44 43.2%
 3FG % 1st Half: 2-7 28.6% 2nd half: 6-12 50.0% Game: 8-19 42.1%
 FT % 1st Half: 3-4 75.0% 2nd half: 12-15 80.0% Game: 15-19 78.9%

Florida 67 • 7-2

##	Player	FG-FGA	3-Ptr	FT-FTA	Rebounds			PF	TP	A	TO	Blk	Stl	Min
					Off	Def	Tot							
15	Yeguete, Will	f	0-4	0-1	1-4	3	3	6	2	1	0	1	0	30
24	Prather, Casey	f	1-5	0-0	10-12	3	5	8	3	12	1	2	0	30
04	Young, Patric	c	5-13	0-0	2-7	5	1	6	4	12	0	2	1	28
05	Wilbekin, Scottie	g	7-12	2-5	2-3	0	0	0	4	18	6	2	0	36
20	Frazier, Michael	g	1-4	1-2	0-0	1	2	3	3	3	1	0	0	25
00	Hill, Kasey	g	1-3	0-0	4-6	0	2	2	2	6	3	0	0	20
10	Finney-Smith, Dorian	g	5-13	4-6	1-2	1	4	5	1	15	1	1	0	30
30	Kurtz, Jacob	g	0-0	0-0	0-0	0	0	0	0	0	0	0	0	1
Team						0	0	0						
Totals			20-54	7-14	20-34	13	17	30	19	67	12	8	1	200

FG % 1st Half: 13-35 37.1% 2nd half: 7-19 36.8% Game: 20-54 37.0%
 3FG % 1st Half: 5-10 50.0% 2nd half: 2-4 50.0% Game: 7-14 50.0%
 FT % 1st Half: 5-11 45.5% 2nd half: 15-23 65.2% Game: 20-34 58.8%

Officials: Tony Greene, Pat Adams, James Breeding
 Technical fouls: Kansas-None. Florida-None.
 Attendance: 12423

Score by periods	1st	2nd	Total
Kansas	21	40	61
Florida	36	31	67

Last FG - KU 2nd-00:21, UF 2nd-03:08.
 Largest lead - KU by 7 1st-15:55, UF by 18 1st-04:14.

Score tied - 0 times.
 Lead changed - 3 times.

Official Basketball Box Score -- Game Totals -- Final Statistics Florida vs Memphis 12/17/13 9:30pm at Madison Square Garden, New York, NY

Florida 77

##	Player	FG-FGA	3-Ptr	FT-FTA	Rebounds			PF	TP	A	TO	Blk	Stl	Min	
					Off	Def	Tot								
04	Young, Patric	f	4-7	0-0	0-0	6	2	8	5	8	2	1	0	28	
15	Yeguete, Will	f	2-4	0-1	0-1	1	1	2	1	4	1	3	0	25	
24	Prather, Casey	f	8-13	0-0	6-6	0	4	4	2	22	0	1	1	30	
05	Wilbekin, Scottie	g	4-8	2-3	1-3	1	4	5	4	11	3	2	0	33	
20	Frazier, Michael	g	3-7	2-4	3-3	0	3	3	0	11	1	2	0	30	
00	Hill, Kasey	g	2-5	1-2	0-0	0	2	2	3	5	3	3	0	22	
10	Finney-Smith, Dorian	g	5-10	2-6	2-3	2	4	6	1	14	3	4	1	29	
25	Walker, DeVon	g	0-0	0-0	2-3	0	0	0	0	2	0	1	0	2	
30	Kurtz, Jacob	g	0-0	0-0	0-0	0	1	1	0	0	0	0	0	1	
Team						3	3	6							
Totals			28-54	7-16	14-19	13	24	37	16	77	13	17	2	3	200

FG % 1st Half: 16-32 50.0% 2nd half: 12-22 54.5% Game: 28-54 51.9%
 3FG % 1st Half: 4-9 44.4% 2nd half: 3-7 42.9% Game: 7-16 43.8%
 FT % 1st Half: 5-7 71.4% 2nd half: 9-12 75.0% Game: 14-19 73.7%

Memphis 75

##	Player	FG-FGA	3-Ptr	FT-FTA	Rebounds			PF	TP	A	TO	Blk	Stl	Min	
					Off	Def	Tot								
02	GOODWIN, Shaq	f	1-4	0-0	5-6	2	3	5	2	7	5	2	3	35	
04	NICHOLS, Austin	f	2-4	0-0	0-0	0	3	3	1	4	0	1	2	0	
55	JOHNSON, Geron	f	6-13	0-3	1-2	1	3	4	2	13	5	4	1	37	
01	JACKSON, Joe	g	5-13	1-4	6-6	0	1	1	2	17	5	1	0	40	
03	CRAWFORD, Chris	g	4-7	4-7	0-0	0	2	2	4	12	1	0	1	31	
05	KING, Nick	g	0-2	0-1	0-0	1	0	1	0	0	0	0	0	2	
11	DIXON JR., Michael	g	3-6	1-3	3-4	1	2	3	4	10	1	0	0	21	
12	PELLOM, David	g	6-8	0-0	0-0	2	1	3	2	12	0	0	1	16	
Team						2	2	4							
Totals			27-57	6-18	15-18	9	17	26	17	75	17	8	8	9	200

FG % 1st Half: 16-31 51.6% 2nd half: 11-26 42.3% Game: 27-57 47.4%
 3FG % 1st Half: 4-10 40.0% 2nd half: 2-8 25.0% Game: 6-18 33.3%
 FT % 1st Half: 2-2 100.0% 2nd half: 13-16 81.3% Game: 15-18 83.3%

Officials: Joe DeRosa, James Luckie, Mike Roberts
 Technical fouls: Florida-None. Memphis-GOODWIN, Shaq.
 Attendance: 8062
 2013 Jimmy V Classic

Score by periods	1st	2nd	Total
Florida	41	36	77
Memphis	38	37	75

Last FG - UF 2nd-02:43, MEM 2nd-00:31.
 Largest lead - UF by 12 1st-10:21, MEM by 1 1st-02:41.

Score tied - 7 times.
 Lead changed - 6 times.

Official Basketball Box Score -- Game Totals -- Final Statistics Fresno State vs Florida 12/21/13 4:30 PM at BB&T Center

Fresno State 49 • 6-6

##	Player	FG-FGA	3-Ptr	FT-FTA	Rebounds			PF	TP	A	TO	Blk	Stl	Min	
					Off	Def	Tot								
10	Davis, A.	f	1-3	0-1	2-4	1	3	4	4	4	0	2	1	0	
22	Watson, P.	f	3-6	1-1	3-3	0	1	1	4	10	1	1	1	25	
01	Johnson, T.	g	2-7	0-1	0-0	2	1	3	1	4	0	0	0	33	
03	Gurrero, C.	g	5-14	3-8	4-4	1	2	3	4	17	4	2	0	33	
23	Harris, M	g	4-8	0-4	2-6	0	1	1	2	10	1	0	0	35	
00	Owootah, E.	g	0-2	0-1	2-2	0	1	1	0	2	0	1	0	7	
04	Edo, K.	g	1-5	0-0	0-0	1	2	3	2	2	0	0	0	19	
05	Giddings, T.	g	0-5	0-1	0-0	1	1	2	1	0	0	0	0	16	
13	Williams, B.	g	0-0	0-0	0-0	0	0	0	0	0	0	0	0	1	
Team						3	3	6							
Totals			16-50	4-17	13-19	9	15	24	18	49	6	8	2	7	200

FG % 1st Half: 6-23 26.1% 2nd half: 10-27 37.0% Game: 16-50 32.0%
 3FG % 1st Half: 2-5 40.0% 2nd half: 2-12 16.7% Game: 4-17 23.5%
 FT % 1st Half: 5-6 83.3% 2nd half: 8-13 61.5% Game: 13-19 68.4%

Florida 66 • 9-2

##	Player	FG-FGA	3-Ptr	FT-FTA	Rebounds			PF	TP	A	TO	Blk	Stl	Min	
					Off	Def	Tot								
10	Finney-Smith, Dorian	f	3-9	0-3	1-2	1	4	5	3	7	2	1	0	22	
15	Yeguete, Will	f	2-4	0-0	5-6	5	5	10	3	9	0	1	1	0	
24	Prather, Casey	f	8-11	0-0	0-0	1	4	5	3	16	2	0	0	30	
05	Wilbekin, Scottie	g	4-14	1-7	2-3	0	6	6	1	11	3	3	0	34	
20	Frazier, Michael	g	1-5	1-5	1-2	2	2	4	1	4	1	1	1	26	
00	Hill, Kasey	g	2-2	2-2	1-2	0	1	1	1	7	1	3	0	15	
04	Young, Patric	g	3-9	0-0	2-2	5	4	9	3	8	2	1	0	27	
11	Edwards, Lexx	g	0-0	0-0	0-0	0	0	0	2	0	0	0	0	2	
25	Walker, DeVon	g	1-2	1-1	1-2	0	0	0	0	4	1	1	1	0	
30	Kurtz, Jacob	g	0-1	0-0	0-2	1	0	1	0	0	0	0	0	2	
42	Donovan, Billy	g	0-0	0-0	0-0	0	0	0	0	0	0	0	0	2	
Team						5	1	6							
Totals			24-57	5-18	13-21	20	27	47	17	66	12	11	3	3	200

FG % 1st Half: 9-31 29.0% 2nd half: 15-26 57.7% Game: 24-57 42.1%
 3FG % 1st Half: 1-13 7.7% 2nd half: 4-5 80.0% Game: 5-18 27.8%
 FT % 1st Half: 4-8 50.0% 2nd half: 9-13 69.2% Game: 13-21 61.9%

Officials: William Humes, Jacyn Goble, Chuck Jones
 Technical fouls: Fresno State-None. Florida-None.
 Attendance: 11214
 MetroPCS Orange Bowl Basketball Classic, Game 2

Score by periods	1st	2nd
------------------	-----	-----

2013-14 BOX SCORES

Official Basketball Box Score -- Game Totals -- Final Statistics Richmond vs Florida 1/4/14 3 p.m. at Stephen C. O'Connell Center

Richmond 58 • 10-5

##	Player	Total FG-FGA	3-Ptr FG-FGA	FT-FTA	Rebounds			PF	TP	A	TO	Blk	Stl	Min	
					Off	Def	Tot								
05	DAVIS, Trey	f	0-1	0-0	0-2	1	5	6	1	0	3	0	0	33	
33	NELSON-ODODA, Alonz	f	3-4	0-1	0-0	1	1	2	3	6	1	2	2	21	
34	WILLIAMS, Derrick	f	2-3	0-0	0-0	0	2	2	5	4	0	1	0	22	
00	ANTHONY, Kendall	g	6-14	2-7	1-1	0	2	2	3	15	2	1	0	34	
02	LINDSAY, Cedrick	g	7-19	5-12	0-0	0	2	2	3	19	3	3	0	35	
04	SPARROW, Wayne	g	1-3	1-1	0-0	0	1	1	1	3	0	1	0	13	
11	TAYLOR, Deion	g	3-5	1-3	0-0	0	2	2	3	7	3	1	0	22	
15	ALLEN, Terry	g	2-6	0-1	0-0	0	1	1	2	4	0	3	0	20	
Team						1	3	4							
Totals			24-55	9-25	1-3	3	19	22	21	58	12	12	2	4	200

FG % 1st Half: 10-24 41.7% 2nd half: 14-31 45.2% Game: 24-55 43.6%
3FG % 1st Half: 3-7 42.9% 2nd half: 6-18 33.3% Game: 9-25 36.0%
FT % 1st Half: 0-2 0.0% 2nd half: 1-1 100.0% Game: 1-3 33.3%

Florida 67 • 11-2

##	Player	Total FG-FGA	3-Ptr FG-FGA	FT-FTA	Rebounds			PF	TP	A	TO	Blk	Stl	Min	
					Off	Def	Tot								
15	Yeguete, Will	f	1-3	0-0	0-0	1	6	7	0	2	1	3	1	18	
24	Prather, Casey	f	5-11	0-0	2-5	3	4	7	3	12	3	1	0	30	
04	Young, Patric	c	6-8	0-0	3-6	2	4	6	2	15	2	1	0	30	
05	Wilbekin, Scottie	g	4-13	0-5	2-2	0	2	2	1	10	2	1	0	35	
20	Frazier, Michael	g	6-10	3-7	3-4	1	3	4	3	18	0	1	0	29	
00	Hill, Kasey	g	1-5	0-3	0-0	1	1	2	1	2	1	3	0	21	
10	Finney-Smith, Dorian	g	2-4	1-2	0-2	5	8	13	2	5	1	3	0	28	
25	Walker, DeVon	g	1-2	1-2	0-0	0	0	0	0	3	0	1	0	9	
Team						2	1	3							
Totals			26-56	5-19	10-19	15	29	44	12	67	10	14	2	5	200

FG % 1st Half: 12-31 38.7% 2nd half: 14-25 56.0% Game: 26-56 46.4%
3FG % 1st Half: 1-9 11.1% 2nd half: 4-10 40.0% Game: 5-19 26.3%
FT % 1st Half: 0-0 0.0% 2nd half: 10-19 52.6% Game: 10-19 52.6%

Officials: Patrick Evans, Tony Greene, John Hampton
Technical fouls: Richmond-None. Florida-None.
Attendance: 12012
Richmond #34 fouls out at 45:3

Score by periods	1st	2nd	Total
Richmond	23	35	58
Florida	25	42	67

Points	In	Off	2nd	Fast	Bench
RICH	20	12	5	6	14
UF	38	7	11	7	10

Last FG - RICH 2nd-00:39, UF 2nd-00:06.
Largest lead - RICH by 4 2nd-13:11, UF by 11 2nd-01:27.

Score tied - 3 times.
Lead changed - 12 times.

Official Basketball Box Score -- Game Totals -- Final Statistics South Carolina vs Florida 1/8/14 7 p.m. at Stephen C. O'Connell Center

South Carolina 58 • 7-7, 0-1 SEC

##	Player	Total FG-FGA	3-Ptr FG-FGA	FT-FTA	Rebounds			PF	TP	A	TO	Blk	Stl	Min	
					Off	Def	Tot								
21	HENRY, Demetrius	f	1-2	0-0	0-3	0	1	1	4	2	1	1	0	23	
25	KACINAS, Mindaugas	f	2-2	0-0	2-2	2	2	4	6	0	3	0	1	20	
00	THORNWELL, Sindarius	g	3-5	2-2	2-4	0	4	4	3	10	1	4	0	37	
01	WILLIAMS, Brenton	g	4-10	2-6	0-0	0	1	1	3	10	1	2	0	35	
10	NOTICE, Duane	g	2-4	1-2	3-5	1	0	1	0	8	3	5	0	33	
04	JOHNSON, Tyrone	g	3-10	0-0	6-7	3	3	6	1	12	2	3	0	27	
05	SHAW, Jaylen	g	0-1	0-0	0-0	0	0	0	1	0	0	0	0	7	
14	CHATKEVICIUS, L.	g	0-0	0-0	0-0	0	0	0	0	0	0	1	0	2	
24	CARRERA, Michael	g	1-3	0-0	1-2	2	2	4	0	3	1	1	0	16	
32	RINGER, Desmond	g	2-4	0-0	3-3	1	3	4	4	7	0	1	0	20	
Team						0	3	3							
Totals			18-41	5-10	17-26	9	19	28	20	58	9	21	0	7	200

FG % 1st Half: 6-19 31.6% 2nd half: 12-22 54.5% Game: 18-41 43.9%
3FG % 1st Half: 1-2 50.0% 2nd half: 4-8 50.0% Game: 5-10 50.0%
FT % 1st Half: 8-15 53.3% 2nd half: 9-11 81.8% Game: 17-26 65.4%

Florida 74 • 12-2, 1-0 SEC

##	Player	Total FG-FGA	3-Ptr FG-FGA	FT-FTA	Rebounds			PF	TP	A	TO	Blk	Stl	Min	
					Off	Def	Tot								
15	Yeguete, Will	f	2-2	0-0	4-7	0	0	0	3	8	1	1	0	19	
24	Prather, Casey	f	5-5	0-0	3-5	0	2	2	2	13	3	2	1	28	
04	Young, Patric	c	6-7	0-0	1-2	1	6	7	2	13	0	2	0	34	
05	Wilbekin, Scottie	g	5-11	3-6	4-4	1	0	1	1	17	3	0	0	34	
20	Frazier, Michael	g	3-8	2-7	0-0	1	3	4	2	8	1	0	0	29	
00	Hill, Kasey	g	1-4	0-3	3-4	0	2	2	3	5	2	2	0	20	
10	Finney-Smith, Dorian	g	3-6	0-2	2-2	1	3	4	3	8	5	4	2	24	
11	Edwards, Lexx	g	0-0	0-0	0-0	0	0	0	0	0	0	0	0	1	
25	Walker, DeVon	g	1-2	0-1	0-0	1	3	4	1	2	0	1	1	19	
30	Kurtz, Jacob	g	0-0	0-0	0-0	0	0	0	0	0	0	2	0	10	
42	Donovan, Billy	g	0-0	0-0	0-0	0	0	0	2	0	1	0	0	2	
Team						0	1	1							
Totals			26-45	5-19	17-24	5	20	25	19	74	16	15	4	10	200

FG % 1st Half: 12-25 48.0% 2nd half: 14-20 70.0% Game: 26-45 57.8%
3FG % 1st Half: 1-10 10.0% 2nd half: 4-9 44.4% Game: 5-19 26.3%
FT % 1st Half: 9-13 69.2% 2nd half: 8-11 72.7% Game: 17-24 70.8%

Officials: Antinio Petty, Ron Groover, Lee Cassell
Technical fouls: South Carolina-None. Florida-None.
Attendance: 12147
Record 4,182 students

Score by periods	1st	2nd	Total
South Carolina	21	37	58
Florida	34	40	74

Points	In	Off	2nd	Fast	Bench
SC	16	13	3	5	22
UF	40	22	2	20	15

Last FG - SC 2nd-00:09, UF 2nd-00:28.
Largest lead - SC None, UF by 23 2nd-04:14.

Score tied - 0 times.
Lead changed - 0 times.

Official Basketball Box Score -- Game Totals -- Final Statistics Florida vs Arkansas 1/11/14 12:00 p.m. at Fayetteville, Ark. (Bud Walton Arena)

Florida 84 • 13-2, 2-0 SEC

##	Player	Total FG-FGA	3-Ptr FG-FGA	FT-FTA	Rebounds			PF	TP	A	TO	Blk	Stl	Min	
					Off	Def	Tot								
10	Finney-Smith, Dorian	f	7-15	3-7	5-8	9	6	15	2	22	3	3	0	42	
15	Yeguete, Will	f	1-3	0-1	5-8	1	4	5	2	7	0	1	0	28	
00	Hill, Kasey	g	3-7	0-1	0-0	1	3	4	3	6	5	5	0	37	
20	Frazier, Michael	g	4-7	4-7	3-4	0	3	3	2	15	0	2	0	29	
25	Walker, DeVon	g	0-4	0-4	2-2	1	5	6	1	2	1	2	2	23	
04	Young, Patric	g	4-9	0-0	2-2	1	6	7	5	10	1	1	0	21	
05	Wilbekin, Scottie	g	4-12	2-5	8-10	0	2	2	4	18	2	1	0	35	
30	Kurtz, Jacob	g	2-2	0-0	0-0	0	1	1	1	4	1	1	0	10	
Team						1	0	1							
Totals			25-59	9-25	25-34	14	30	44	20	84	13	17	2	9	225

FG % 1st Half: 12-28 42.9% 2nd half: 10-27 37.0% OT: 3-4 75.0% Game: 25-59 42.4%
3FG % 1st Half: 4-12 33.3% 2nd half: 3-11 27.3% OT: 2-2 100.0% Game: 9-25 36.0%
FT % 1st Half: 7-8 87.5% 2nd half: 8-12 66.7% OT: 10-14 71.4% Game: 25-34 73.5%

Arkansas 82 • 11-4, 0-2 SEC

##	Player	Total FG-FGA	3-Ptr FG-FGA	FT-FTA	Rebounds			PF	TP	A	TO	Blk	Stl	Min
					Off	Def	Tot							
04	CLARKE, Coty	f	5-12	3-5	3-4	6	8	14	2	16	3	1	0	33
10	PORTIS, Bobby	f	6-16	0-0	2-4	5	2	7	1	14	0	3	1	31
00	MADDEN, Rashad	g	9-16	5-10	0-0	1	4	5	3	23	3	0	1	33
12	GULLEY, Fred	g	0-2	0-1	1-4	0	1	1	3	1	1	2	0	27
24	QUALLS, Michael	g	2-10	1-4	5-6	3	3	6	2	10	3	1	0	39
02	HARRIS, Alandise	g	4-8	0-0	3-5	2	2	4	5	11	0	3	1	21
03	SCOTT, Rickey	g	0-1	0-0	2-2	1	0	1	1	2	2	0	0	10
05	BELL, Anthlon	g	1-5	1-3	2-2	1	0	1	3	5	0	0	0	12
20	HAYDAR, Kikko	g	0-1	0-1	0-0	0	1	1	3	0	0	0	0	11
22	WILLIAMS, Jacorey	g	0-1	0-0	0-0	0	0	0	0	0	0	0	0	2
33	KINGSLEY, Moses	g	0-1	0-0	0-0	0	1	1	0	0	1	0	0	6
Team						0	1	1						
Totals			27-72	10-24	18-27	20	25	45						

2013-14 BOX SCORES

Official Basketball Box Score -- Game Totals -- Final Statistics

Florida vs Auburn
1/18/14 3:00 p.m. at Auburn Arena -- Auburn, Ala.

Florida 68 • 15-2, 4-0

##	Player	Total			3-Ptr			Rebounds			PF	TP	A	TO	Bk	Stl	Min
		FG	FGA	FT	FTA	Off	Def	Tot									
14	Yeguete, Will	f	1-2	0-0	2-4	2	4	6	3	4	2	1	1	5	23		
04	Young, Patric	c	5-8	0-0	3-6	1	5	6	3	13	1	0	2	0	31		
00	Hill, Kasey	g	0-2	0-1	7-8	0	2	2	2	7	3	2	0	3	25		
05	Wilbekin, Scottie	g	4-7	2-2	6-8	0	3	3	2	16	1	5	0	0	37		
20	Frazier, Michael	g	0-2	0-2	0-0	0	2	2	3	0	0	2	0	0	19		
24	Finney-Smith, Dorian	g	3-6	1-2	0-0	1	2	3	2	7	1	2	0	1	20		
14	Prather, Casey	g	8-10	0-0	5-7	2	4	6	2	21	1	1	0	1	29		
25	Walker, DeVon	g	0-2	0-2	0-0	0	1	1	1	0	0	0	0	0	11		
30	Kurtz, Jacob	g	0-0	0-0	0-0	0	0	0	0	0	1	1	0	1	5		
42	Donovan, Billy	g	0-0	0-0	0-0	0	0	0	0	0	0	0	0	0	0+		
Team						1	1	2									
Totals			21-39	3-9	23-33	7	24	31	18	68	10	14	3	11	200		

FG % 1st Half: 11-18 61.1% 2nd half: 10-21 47.6% Game: 21-39 53.8%
 3FG % 1st Half: 1-5 20.0% 2nd half: 2-4 50.0% Game: 3-9 33.3%
 FT % 1st Half: 10-13 76.9% 2nd half: 13-20 65.0% Game: 23-33 69.7%

Auburn 61 • 8-7, 0-4

##	Player	Total			3-Ptr			Rebounds			PF	TP	A	TO	Bk	Stl	Min
		FG	FGA	FT	FTA	Off	Def	Tot									
02	Payne, Allen	f	3-8	1-1	4-4	1	5	6	4	11	1	4	0	3	33		
00	Dixon-Tatum, Asaiah	c	0-3	0-0	0-0	1	1	2	4	0	0	0	0	0	13		
01	Harrell, KT	g	5-13	4-7	4-7	0	0	0	2	18	3	4	1	2	38		
03	Denson, Chris	g	8-18	2-5	3-7	1	1	2	2	21	1	3	0	1	36		
13	Shamsid-Deen, Tahj	g	3-3	0-0	0-0	0	0	0	5	6	3	0	0	0	29		
11	Wade, Dion	g	0-0	0-0	0-0	0	0	0	1	0	0	1	0	0	5		
20	Thompson, Alex	g	1-1	0-0	0-0	1	1	2	1	2	0	1	0	0	8		
21	Canada, Malcolm	g	0-0	0-0	0-0	1	1	2	5	0	0	1	0	0	11		
41	Atewu, Matthew	g	0-0	0-0	3-4	0	5	5	1	3	2	1	1	1	27		
Team						2	2	4									
Totals			20-46	7-13	14-22	7	16	23	25	61	10	15	2	7	200		

FG % 1st Half: 9-20 45.0% 2nd half: 11-26 42.3% Game: 20-46 43.5%
 3FG % 1st Half: 5-5 100.0% 2nd half: 2-8 25.0% Game: 7-13 53.8%
 FT % 1st Half: 9-11 81.8% 2nd half: 5-11 45.5% Game: 14-22 63.6%

Officials: James Barker, Willi CJ Washington, Jeffery Clark
 Technical fouls: Florida-None. Auburn-None.
 Attendance: 8683

Score by periods	1st	2nd	Total
Florida	33	35	68
Auburn	32	29	61

Last FG - UF 2nd-01:21, AU 2nd-01:59.
 Largest lead - UF by 13 1st-08:48, AU by 2 1st-01:24.

Score tied - 5 times.
 Lead changed - 6 times.

Official Basketball Box Score -- Game Totals -- Final Statistics

Florida vs Alabama
1/23/14 6 p.m. CT at Tuscaloosa, Ala. (Coleman Coliseum)

Florida 68 • 16-2, 5-0

##	Player	Total			3-Ptr			Rebounds			PF	TP	A	TO	Bk	Stl	Min
		FG	FGA	FT	FTA	Off	Def	Tot									
15	Yeguete, Will	f	3-5	0-0	0-0	3	8	11	2	6	0	1	0	0	23		
24	Prather, Casey	f	6-16	0-0	2-3	2	4	6	4	14	0	0	3	0	30		
04	Young, Patric	c	2-5	0-0	1-2	5	1	6	4	5	2	2	0	1	24		
05	Wilbekin, Scottie	g	2-8	2-7	4-4	0	2	2	0	10	4	0	0	1	35		
20	Frazier, Michael	g	5-13	5-13	3-3	0	2	2	2	18	3	1	0	0	33		
00	Hill, Kasey	g	2-3	1-1	1-2	0	1	1	3	6	2	2	1	1	19		
10	Finney-Smith, Dorian	g	2-8	1-4	1-4	7	4	11	2	6	3	3	0	0	31		
25	Walker, DeVon	g	1-3	1-3	0-0	0	0	0	1	3	1	0	0	0	5		
Team						1	2	3									
Totals			23-61	10-28	12-18	18	24	42	18	68	15	9	4	3	200		

FG % 1st Half: 12-33 36.4% 2nd half: 11-28 39.3% Game: 23-61 37.7%
 3FG % 1st Half: 6-17 35.3% 2nd half: 4-11 36.4% Game: 10-28 35.7%
 FT % 1st Half: 3-6 50.0% 2nd half: 9-12 75.0% Game: 12-18 66.7%

Alabama 62 • 8-10, 2-3

##	Player	Total			3-Ptr			Rebounds			PF	TP	A	TO	Bk	Stl	Min
		FG	FGA	FT	FTA	Off	Def	Tot									
11	Hale, Shannon	f	3-8	0-2	4-5	2	2	4	2	10	0	1	0	1	25		
00	Engstrom, Carl	c	1-2	0-0	0-0	1	4	5	1	2	0	0	1	0	17		
04	Key, Algie	g	1-7	0-0	0-1	3	4	7	3	2	3	0	0	1	32		
12	Relford, Trevor	g	5-12	1-4	3-5	0	3	3	2	14	4	1	0	2	40-		
21	Cooper, Rodney	g	3-12	1-5	2-2	1	4	5	3	9	1	3	1	1	30		
10	Taylor, Jimmie	g	1-4	0-0	0-0	3	1	4	1	2	0	1	2	0	15		
15	Jacobs, Nick	g	5-7	0-0	2-3	0	1	1	1	12	1	0	0	0	17		
20	Randolph, Levi	g	3-5	0-1	5-6	2	2	4	4	11	1	1	0	1	24		
35	Slaughter, Dakota	g	0-0	0-0	0-0	0	0	0	0	0	0	0	0	0	0+		
Team						3	3	6									
Totals			22-57	2-12	16-22	15	24	39	17	62	10	7	4	6	200		

FG % 1st Half: 10-27 37.0% 2nd half: 12-30 40.0% Game: 22-57 38.6%
 3FG % 1st Half: 1-5 20.0% 2nd half: 1-7 14.3% Game: 2-12 16.7%
 FT % 1st Half: 5-9 55.6% 2nd half: 11-13 84.6% Game: 16-22 72.7%

Officials: Leslie Jones, Roger Ayers, Jim Burr
 Technical fouls: Florida-None. Alabama-None.
 Attendance: 11892

Score by periods	1st	2nd	Total
Florida	33	35	68
Alabama	26	36	62

	In	Off	2nd	Fast	Bench
Points	22	7	18	4	15
UF	28	11	13	6	25
UA					

Last FG - UF 2nd-04:09, UA 2nd-00:10.
 Largest lead - UF by 12 2nd-08:57, UA None.

Score tied - 1 time.
 Lead changed - 0 times.

Official Basketball Box Score -- Game Totals -- Final Statistics

Tennessee vs Florida
1/25/14 4 p.m. at Stephen C. O'Connell Center

Tennessee 41 • 12-7, 3-3 SEC

##	Player	Total			3-Ptr			Rebounds			PF	TP	A	TO	Bk	Stl	Min
		FG	FGA	FT	FTA	Off	Def	Tot									
05	Stokes, Jarnell	f	6-9	0-0	4-8	6	4	10	4	16	2	4	0	1	30		
34	Maymon, Jeronne	f	4-8	0-0	0-0	4	3	7	2	8	0	2	0	0	29		
01	Richardson, Josh	g	0-7	0-4	0-0	2	1	3	3	0	0	1	0	0	23		
02	Barton, Antonio	g	1-7	0-3	0-0	1	1	2	3	2	0	1	0	0	24		
52	McRae, Jordan	g	1-15	1-6	2-2	1	6	7	2	5	1	1	0	0	30		
04	Moore, Armani	g	1-1	0-0	4-4	0	1	1	1	6	1	0	0	0	18		
10	Ndiaye, Rawane	g	0-0	0-0	0-0	1	0	1	0	0	0	1	0	0	6		
15	Thompson, Darius	g	1-3	0-2	0-0	0	3	3	0	2	1	0	1	0	17		
23	Reese, Derek	g	0-3	0-2	0-0	0	1	1	0	0	0	1	0	0	7		
24	Lopez, Brandon	g	0-0	0-0	0-0	0	0	0	0	0	0	0	0	0	5		
31	Chievous, Quinton	g	0-0	0-0	0-0	0	1	1	2	0	1	0	0	0	5		
32	Edwards, D'Montre	g	1-3	0-2	0-0	0	2	2	2	2	0	1	0	0	6		
Team						1	1	2									
Totals			15-56	1-19	10-14	16	24	40	19	41	6	13	1	1	200		

FG % 1st Half: 7-26 26.9% 2nd half: 8-30 26.7% Game: 15-56 26.8%
 3FG % 1st Half: 1-8 12.5% 2nd half: 0-11 0.0% Game: 1-19 5.3%
 FT % 1st Half: 4-7 57.1% 2nd half: 6-7 85.7% Game: 10-14 71.4%

Florida 67 • 17-2, 6-0 SEC

##	Player	Total			3-Ptr			Rebounds			PF	TP	A	TO	Bk	Stl	Min
		FG	FGA	FT	FTA	Off	Def	Tot									
15	Yeguete, Will	f	2-7	0-1	0-0	0	4	4	3	4	1	0	0	1	23		
24	Prather, Casey	f	5-7	0-0	2-3	0	3	3	4	12	0	1	0	0	22		
04	Young, Patric	c	5-7	0-0	0-1	2	3	5	3	10	0	1	0	1	22		
05	Wilbekin, Scottie	g	4-8	1-2	4-5	0	3	3	1	13	1	2	0	0	32		
20	Frazier, Michael	g	5-8	3-6	4-4	0	4	4	2	17	2	0	0	0	32		
00	Hill, Kasey	g	1-6	0-1	0-0	0	3	3	1	2	3	0	0	1	26		
10	Finney-Smith, Dorian	g	4-9	1-4	0-0	3	5	8									

2013-14 BOX SCORES

Official Basketball Box Score -- Game Totals -- Final Statistics Texas A&M vs Florida 2/1/14 4 p.m. at Stephen C. O'Connell Center

Texas A&M 36 • 12-9, 3-5 SEC

#	Player	Total			3-Ptr			Rebounds			PF	TP	A	TO	Blk	Stl	Min
		FG-FGA	FG-FGA	FT-FTA	FG-FGA	FG-FGA	FT-FTA	Off	Def	Tot							
14	Kourtney Roberson	f	3-7	0-0	1-2	3	4	7	3	7	0	0	0	0	0	16	
24	Antwan Space	f	1-3	1-2	0-0	0	3	3	3	0	1	0	0	0	0	20	
02	Shawn Smith	g	1-7	0-2	1-2	0	1	1	1	3	0	1	0	1	0	27	
05	Jordan Green	g	0-2	0-1	0-0	1	1	2	1	0	1	1	0	0	0	19	
21	Alex Caruso	g	1-3	0-0	0-1	1	2	3	5	2	3	0	1	0	1	24	
04	Tavario Miller	g	2-4	0-0	0-0	0	2	2	4	4	0	0	0	0	1	13	
10	Blake McDonald	g	0-0	0-0	0-0	0	0	0	0	0	1	0	0	0	0	5	
12	Fabyon Harris	g	1-5	1-3	0-1	0	1	1	2	3	0	1	0	0	0	24	
15	Davonte Fitzgerald	g	2-9	1-6	0-0	0	4	4	3	5	0	1	1	0	0	15	
23	Jamal Jones	g	2-11	1-6	2-2	0	2	2	0	7	1	1	0	0	0	24	
25	Kyle Dobbins	g	0-1	0-0	0-0	0	0	0	0	0	0	0	0	0	0	1	
34	Payton Thomas	g	0-0	0-0	0-0	0	0	0	0	0	0	0	0	0	0	0+	
45	Dylan Johns	g	1-2	0-0	0-1	0	0	0	0	2	0	1	0	0	0	12	
	Team					0	2	2									
	Totals		14-54	4-20	4-9	5	22	27	22	36	6	10	1	3	200		

FG % 1st Half: 7-23 30.4% 2nd half: 7-31 22.6% Game: 14-54 25.9% Deadball Rebounds 0
3FG % 1st Half: 2-7 28.6% 2nd half: 2-13 15.4% Game: 4-20 20.0%
FT % 1st Half: 1-4 25.0% 2nd half: 3-5 60.0% Game: 4-9 44.4%

Florida 69 • 19-2, 8-0 SEC

#	Player	Total			3-Ptr			Rebounds			PF	TP	A	TO	Blk	Stl	Min
		FG-FGA	FG-FGA	FT-FTA	FG-FGA	FG-FGA	FT-FTA	Off	Def	Tot							
15	Yeguete, Will	f	2-5	0-1	1-2	3	7	10	1	5	0	2	0	1	0	23	
04	Young, Patric	c	2-2	0-0	5-8	4	10	14	2	9	0	2	2	0	0	23	
00	Hill, Kasey	g	1-5	0-1	2-5	0	3	3	5	4	2	2	0	2	0	25	
05	Wilbekin, Scottie	g	3-8	2-6	0-0	0	4	4	2	8	2	1	0	0	0	29	
20	Frazier, Michael	g	6-15	3-13	6-8	4	4	8	1	21	2	1	0	1	0	33	
10	Finney-Smith, Dorian	g	4-12	0-4	3-4	3	6	9	1	11	3	1	2	1	0	31	
11	Edwards, Lexx	g	0-0	0-0	0-0	0	1	1	0	0	0	0	0	0	0	3	
24	Prather, Casey	g	3-5	0-0	1-2	0	1	1	1	7	1	2	0	0	0	21	
30	Kurtz, Jacob	g	2-2	0-0	0-0	0	1	1	0	4	1	1	0	0	0	6	
42	Donovan, Billy	g	0-2	0-2	0-0	0	2	2	0	0	0	0	0	0	0	6	
	Team					3	1	4									
	Totals		23-56	5-25	18-29	17	40	57	13	69	11	12	4	5	200		

FG % 1st Half: 12-30 40.0% 2nd half: 11-26 42.3% Game: 23-56 41.1% Deadball Rebounds 5
3FG % 1st Half: 1-12 8.3% 2nd half: 4-13 30.8% Game: 5-25 20.0%
FT % 1st Half: 9-12 75.0% 2nd half: 9-17 52.9% Game: 18-29 62.1%

Officials: Doug Shows, Glenn Tullit, James Barker
Technical fouls: Texas A&M-None. Florida-None.
Attendance: 12426
Texas A&M #21 fouls out at 04:48

Score by periods	1st	2nd	Total
Texas A&M	17	19	36
Florida	34	35	69

Points	In Paint	Off T/O	2nd Chance	Fast Break	Bench
TAMU	12	7	2	2	21
UF	32	11	25	4	22

Last FG - TAMU 2nd-00:24, UF 2nd-01:06.
Largest lead - TAMU None, UF by 38 2nd-04:47.
Score tied - 1 time.
Lead changed - 0 times.

Official Basketball Box Score -- Game Totals -- Final Statistics Missouri vs Florida 2/4/14 9 p.m. at Stephen C. O'Connell Center

Missouri 58 • 16-6, 4-5 SEC

#	Player	Total			3-Ptr			Rebounds			PF	TP	A	TO	Blk	Stl	Min
		FG-FGA	FG-FGA	FT-FTA	FG-FGA	FG-FGA	FT-FTA	Off	Def	Tot							
03	WILLIAMS, Johnathan	f	2-3	0-0	2-4	5	0	5	4	6	0	1	0	0	0	22	
44	ROSBURG, Ryan	f	4-5	0-0	0-2	2	5	7	3	8	0	3	0	0	0	32	
05	CLARKSON, Jordan	g	5-14	2-5	2-2	0	2	2	4	14	1	1	0	0	0	36	
32	BROWN, Jabari	g	5-13	3-7	2-2	1	1	2	1	15	6	0	0	2	0	38	
33	ROSS, Earnest	g	1-8	1-5	0-0	0	4	4	1	3	0	2	0	0	0	26	
01	CLARK, Wes	g	2-6	2-4	0-0	1	2	3	4	6	2	2	0	2	0	18	
02	CRISWELL, Tony	g	0-1	0-0	2-2	1	1	2	5	2	1	1	0	0	0	11	
04	HAITH, Corey	g	0-0	0-0	0-0	0	0	0	0	0	0	0	0	0	0	0+	
11	RECTOR, Shane	g	0-0	0-0	0-0	0	0	0	0	2	0	0	0	0	0	3	
24	JONES, Torren	g	2-3	0-0	0-0	2	1	3	2	4	0	2	0	0	0	14	
	Team					1	3	4									
	Totals		21-53	8-21	8-12	13	19	32	26	58	10	12	0	4	200		

FG % 1st Half: 10-23 43.5% 2nd half: 11-30 36.7% Game: 21-53 39.6% Deadball Rebounds 2
3FG % 1st Half: 4-8 50.0% 2nd half: 4-13 30.8% Game: 8-21 38.1%
FT % 1st Half: 4-4 100.0% 2nd half: 4-8 50.0% Game: 8-12 66.7%

Florida 68 • 20-2, 9-0 SEC

#	Player	Total			3-Ptr			Rebounds			PF	TP	A	TO	Blk	Stl	Min
		FG-FGA	FG-FGA	FT-FTA	FG-FGA	FG-FGA	FT-FTA	Off	Def	Tot							
15	Yeguete, Will	f	2-3	0-0	2-2	3	3	6	2	6	0	0	0	0	0	24	
24	Prather, Casey	f	2-4	0-0	1-2	1	2	3	2	5	0	0	0	0	0	21	
04	Young, Patric	c	5-9	0-0	3-4	2	4	6	1	13	2	2	1	0	0	30	
05	Wilbekin, Scottie	g	2-5	2-5	13-16	0	1	1	3	19	4	5	0	1	0	36	
20	Frazier, Michael	g	5-12	4-11	0-0	1	2	3	0	14	2	0	1	1	0	34	
00	Hill, Kasey	g	0-0	0-0	4-6	1	2	3	4	6	1	0	0	0	0	21	
10	Finney-Smith, Dorian	g	1-6	0-2	1-3	4	3	7	3	3	1	2	0	0	0	21	
23	Walker, Chris	g	2-2	0-0	0-0	0	2	2	2	4	0	0	2	0	0	7	
25	Walker, DeVon	g	0-2	0-2	0-0	0	0	0	0	0	0	0	0	0	0	6	
	Team					0	2	2									
	Totals		19-43	6-20	24-33	12	21	33	16	68	15	10	4	2	200		

FG % 1st Half: 9-23 39.1% 2nd half: 10-20 50.0% Game: 19-43 44.2% Deadball Rebounds 2
3FG % 1st Half: 1-11 9.1% 2nd half: 5-9 55.6% Game: 6-20 30.0%
FT % 1st Half: 6-10 60.0% 2nd half: 18-23 78.3% Game: 24-33 72.7%

Officials: Tony Greene, Keith Kimble, Kipp Kissingger
Technical fouls: Missouri-None. Florida-None.
Attendance: 12123
Missouri No. 02 fouls out at 11:10 of second half.

Score by periods	1st	2nd	Total
Missouri	28	30	58
Florida	25	43	68

Points	In Paint	Off T/O	2nd Chance	Fast Break	Bench
MU	22	12	8	2	12
UF	24	12	6	2	11

Last FG - MU 2nd-00:40, UF 2nd-02:43.
Largest lead - MU by 5 1st-05:27, UF by 11 2nd-03:21.
Score tied - 12 times.
Lead changed - 7 times.

Official Basketball Box Score -- Game Totals -- Final Statistics Alabama vs Florida 2/8/14 12 p.m. at Stephen C. O'Connell Center

Alabama 69 • 9-14, 3-7 SEC

#	Player	Total			3-Ptr			Rebounds			PF	TP	A	TO	Blk	Stl	Min
		FG-FGA	FG-FGA	FT-FTA	FG-FGA	FG-FGA	FT-FTA	Off	Def	Tot							
11	Hale, Shannon	f	1-2	0-0	4-5	0	2	2	2	6	2	2	0	2	0	21	
15	Jacobs, Nick	f	2-4	0-0	1-2	0	2	2	3	5	0	0	0	0	0	16	
00	Key, Algje	g	3-4	0-0	0-0	1	1	2	5	6	3	6	0	0	0	26	
12	Relieford, Trevor	g	7-10	4-6	7-7	0	2	1	25	4	4	0	4	0	0	33	
21	Cooper, Rodney	g	3-7	1-4	0-0	1	5	6	1	7	1	0	1	0	0	34	
04	Engstrom, Carl	g	0-0	0-0	0-0	0	0	0	1	0	0	0	0	0	0	3	
10	Taylor, Jimmie	g	3-3	0-0	0-0	1	0	1	1	6	0	0	2	1	0	20	
20	Randolph, Levi	g	2-5	1-1	0-0	0	3	3	2	5	0	1	0	0	0	24	
32	Obasohan, Retin	g	1-5	0-0	7-8	0	1	1	2	9	3	1	1	1	0	23	
	Team					1	0	1									
	Totals		22-40	6-11	19-22	4	16	20	18	69	13	16	4	8	200		

FG % 1st Half: 14-23 60.9% 2nd half: 8-17 47.1% Game: 22-40 55.0% Deadball Rebounds 1
3FG % 1st Half: 5-7 71.4% 2nd half: 1-4 25.0% Game: 6-11 54.5%
FT % 1st Half: 3-3 100.0% 2nd half: 16-19 84.2% Game: 19-22 86.4%

Florida 78 • 21-2, 10-0 SEC

#	Player	Total			3-Ptr			Rebounds			PF	TP	A	TO	Blk	Stl	Min
		FG-FGA	FG-FGA	FT-FTA	FG-FGA	FG-FGA	FT-FTA	Off	Def	Tot							
15	Yeguete, Will	f	6-8	0-0	0-0	1	2	3	4	12	4	2	0	0	0	25	
24	Prather, Casey	f	7-11	0-0	1-1	3	3	6	3	15	3	0	0	0	0	33	
04	Young, Patric	c	4-4	0-0	3-5	1	1	2	3	11	1	1	2	0	0	30	
05	Wilbekin, Scottie	g	5-7	3-5	3-6	0	4	4	1	16	3	3	0	1	0	31	
20	Frazier, Michael	g	5-10	3-8	1-2	0	2	2	2	14	3	3	1	1	0	34	
00	Hill, Kasey	g	1-3	0-2	0-0	0	1	1	1	2	3	3	0	0	0	19	
10	Finney-Smith, Dorian	g	1-4	0-2	2-2	1	2	3	4	4	5	1	1	0	0	21	
23	Walker, Chris	g	2-3	0-0	0-0	0	1	1	2	4	0	0	0	0	0	4	
25	Walker, DeVon	g	0-0	0-0	0-0	0	0	0									

2013-14 BOX SCORES

Official Basketball Box Score -- Game Totals -- Final Statistics Florida vs Kentucky 2/15/14 9:00 pm at Rupp Arena - Lexington, KY

Florida 69 • 23-2, 12-0

##	Player	Total			3-Ptr			Rebounds			PF	TP	A	TO	Blk	Stl	Min
		FG-FGA	FG-FGA	FT-FTA	FG-FGA	FG-FGA	FT-FTA	Off	Def	Tot							
15	Yeguete, Will	f	0-1	0-1	1-2	0	4	4	3	1	2	0	0	2	25		
24	Prather, Casey	f	8-9	0-0	8-12	1	3	4	1	24	1	2	0	4	33		
04	Young, Patric	c	4-11	0-0	2-2	4	1	5	3	10	0	1	0	0	26		
05	Wilbekin, Scottie	g	5-10	2-3	11-12	0	3	3	1	23	2	0	0	1	36		
20	Frazier, Michael	g	1-5	1-4	0-0	0	4	4	1	3	1	0	0	0	32		
00	Hill, Kasey	g	0-1	0-1	0-0	1	0	1	1	0	1	1	0	0	14		
10	Finney-Smith, Dorian	g	4-10	0-3	0-0	3	2	5	3	8	1	0	0	0	27		
23	Walker, Chris	g	0-1	0-0	0-0	0	0	0	1	0	0	0	1	0	2		
25	Walker, DeVon	g	0-2	0-1	0-0	0	1	1	2	0	1	1	0	0	5		
	Team					1	0	1									
	Totals		22-50	3-13	22-28	10	18	28	16	69	9	5	1	7	200		
	FG % 1st Half:	10-30	33.3%	2nd half:	12-20	60.0%	Game:	22-50	44.0%						Deadball		
	3FG % 1st Half:	1-9	11.1%	2nd half:	2-4	50.0%	Game:	3-13	23.1%						Rebounds		
	FT % 1st Half:	7-11	63.6%	2nd half:	15-17	88.2%	Game:	22-28	78.6%						1		

Kentucky 59 • 19-6, 9-3

##	Player	Total			3-Ptr			Rebounds			PF	TP	A	TO	Blk	Stl	Min
		FG-FGA	FG-FGA	FT-FTA	FG-FGA	FG-FGA	FT-FTA	Off	Def	Tot							
30	Randle, Julius	f	4-7	1-1	4-6	4	9	13	3	13	2	1	0	0	35		
44	Johnson, Dakari	c	1-2	0-0	0-1	0	2	2	3	2	0	1	0	0	13		
01	Young, James	g	7-10	3-5	2-4	1	4	5	2	19	1	5	0	0	36		
02	Harrison, Aaron	g	1-7	1-2	0-2	0	1	1	1	3	2	1	0	1	35		
05	Harrison, Andrew	g	6-12	0-3	8-8	2	2	4	5	20	4	3	0	0	34		
03	Polson, Jarrod	g	0-0	0-0	0-0	0	0	0	1	0	1	1	0	0	8		
15	Cauley-Stein, Willie	g	1-2	0-0	0-2	0	2	2	1	2	1	0	3	1	27		
22	Poythress, Alex	g	0-2	0-1	0-0	1	1	2	1	0	0	1	0	0	11		
25	Hawkins, Dominique	g	0-0	0-0	0-0	0	0	0	0	0	0	0	0	0	1		
	Team					1	1	2									
	Totals		20-42	5-12	14-23	9	22	31	17	59	11	13	3	2	200		
	FG % 1st Half:	11-22	50.0%	2nd half:	9-20	45.0%	Game:	20-42	47.6%						Deadball		
	3FG % 1st Half:	2-5	40.0%	2nd half:	3-7	42.9%	Game:	5-12	41.7%						Rebounds		
	FT % 1st Half:	7-11	63.6%	2nd half:	7-12	58.3%	Game:	14-23	60.9%						4.1		

Officials: Antinio Petty, Michael Stephens, Doug Simmons
Technical fouls: Florida-None. Kentucky-TEAM.
Attendance: 24425

Score by periods	1st	2nd	Total
Florida	28	41	69
Kentucky	31	28	59

Last FG - UF 2nd-00:38, UK 2nd-02:00.
Largest lead - UF by 10 2nd-00:38, UK by 7 1st-02:04.

Points	In	Off	2nd	Fast	Bench
UF	Paint	T/O	Chance	Break	
UK	34	14	12	10	8
	22	7	8	9	2

Score tied - 12 times.
Lead changed - 11 times.

Official Basketball Box Score -- Game Totals -- Final Statistics Auburn vs Florida 2/19/14 7 p.m. at Stephen C. O'Connell Center

Auburn 66 • 12-12, 4-9 SEC

##	Player	Total			3-Ptr			Rebounds			PF	TP	A	TO	Blk	Stl	Min
		FG-FGA	FG-FGA	FT-FTA	FG-FGA	FG-FGA	FT-FTA	Off	Def	Tot							
02	Payne, Allen	f	3-6	2-3	0-0	0	1	1	5	8	1	3	0	0	35		
00	Dixon-Tatum, Asauhn	c	1-1	0-0	3-4	2	5	7	2	5	0	0	2	0	25		
01	Harrell, KT	g	4-11	2-5	4-5	1	5	6	3	14	4	3	0	1	38		
03	Denson, Chris	g	5-11	0-1	5-8	0	3	3	3	15	5	0	0	1	36		
13	Shamsid-Deen, Tahj	g	6-11	5-8	0-0	0	1	1	2	17	1	1	0	1	31		
11	Wade, Dion	g	1-2	1-2	0-0	0	0	0	1	3	0	0	0	0	4		
20	Thompson, Alex	g	0-0	0-0	0-0	0	0	0	2	0	0	0	0	0	3		
21	Canada, Malcolm	g	0-1	0-0	0-0	0	1	1	1	0	0	1	0	1	9		
25	Granger, Jordan	g	0-0	0-0	0-0	0	0	0	0	0	0	0	0	0	4		
41	Ateweh, Matthew	g	2-3	0-0	0-0	1	0	1	3	4	0	0	0	0	15		
	Team					0	2	2									
	Totals		22-46	10-19	12-17	4	18	22	22	66	11	9	2	4	200		
	FG % 1st Half:	13-23	56.5%	2nd half:	9-23	39.1%	Game:	22-46	47.8%						Deadball		
	3FG % 1st Half:	6-9	66.7%	2nd half:	4-10	40.0%	Game:	10-19	52.6%						Rebounds		
	FT % 1st Half:	6-6	100.0%	2nd half:	6-11	54.5%	Game:	12-17	70.6%						1		

Florida 71 • 24-2, 13-0 SEC

##	Player	Total			3-Ptr			Rebounds			PF	TP	A	TO	Blk	Stl	Min
		FG-FGA	FG-FGA	FT-FTA	FG-FGA	FG-FGA	FT-FTA	Off	Def	Tot							
15	Yeguete, Will	f	0-2	0-0	5-6	4	4	8	3	5	2	1	0	0	24		
24	Prather, Casey	f	6-8	0-0	4-5	3	6	9	1	16	2	4	0	2	31		
04	Young, Patric	c	5-7	0-0	7-9	2	5	7	3	17	3	0	2	0	30		
05	Wilbekin, Scottie	g	4-14	3-8	4-4	0	1	1	3	15	4	1	0	0	35		
20	Frazier, Michael	g	3-10	3-9	0-0	0	3	3	2	9	0	1	0	1	33		
10	Finney-Smith, Dorian	g	0-5	0-4	3-4	1	1	2	2	3	1	2	0	0	24		
23	Walker, Chris	g	0-1	0-0	0-0	0	0	0	0	0	0	1	0	0	4		
25	Walker, DeVon	g	2-3	2-3	0-0	0	1	1	2	6	2	0	0	0	14		
30	Kurtz, Jacob	g	0-0	0-0	0-0	0	0	0	1	0	0	0	0	0	5		
	Team					2	3	5									
	Totals		20-50	8-24	23-28	12	24	36	17	71	14	9	3	3	200		
	FG % 1st Half:	10-29	34.5%	2nd half:	10-21	47.6%	Game:	20-50	40.0%						Deadball		
	3FG % 1st Half:	6-14	42.9%	2nd half:	2-10	20.0%	Game:	8-24	33.3%						Rebounds		
	FT % 1st Half:	4-6	66.7%	2nd half:	19-22	86.4%	Game:	23-28	82.1%						5		

Officials: Ron Groover, Keith Kimble, Jamie Luckie
Technical fouls: Auburn-None. Florida-None.
Attendance: 12414
AU#2 A.Payne fouls out at :04.1(2)

Score by periods	1st	2nd	Total
Auburn	38	28	66
Florida	30	41	71

Last FG - AU 2nd-04:43, UF 2nd-00:41.
Largest lead - AU by 9 1st-05:54, UF by 5 2nd-00:04.

Points	In	Off	2nd	Fast	Bench
AU	Paint	T/O	Chance	Break	
UF	16	12	3	7	7
	20	14	14	2	9

Score tied - 6 times.
Lead changed - 9 times.

Official Basketball Box Score -- Game Totals -- Final Statistics Florida vs Ole Miss 2/22/14 11 AM at Oxford, Miss./Tad Smith Coliseum


Florida 75 • 25-2, 14-0 SEC

##	Player	Total			3-Ptr			Rebounds			PF	TP	A	TO	Blk	Stl	Min
		FG-FGA	FG-FGA	FT-FTA	FG-FGA	FG-FGA	FT-FTA	Off	Def	Tot							
15	Yeguete, Will	f	2-3	0-1	3-4	2	3	5	3	7	1	1	0	0	26		
24	Prather, Casey	f	3-10	0-1	1-2	2	3	5	2	7	2	3	0	0	27		
04	Young, Patric	c	4-5	0-0	4-4	1	4	5	2	12	1	1	0	0	29		
05	Wilbekin, Scottie	g	6-12	4-10	2-2	0	2	3	18	7	5	0	1	1	38		
20	Frazier, Michael	g	5-12	5-10	2-2	1	2	3	2	17	2	3	0	1	29		
10	Finney-Smith, Dorian	g	1-5	1-5	2-2	2	3	5	0	5	4	1	1	0	28		
23	Walker, Chris	g	1-1	0-0	0-1	1	0	1	0	2	0	0	0	0	6		
25	Walker, DeVon	g	2-6	2-6	1-2	1	0	1	0	7	1	0	0	2	15		
30	Kurtz, Jacob	g	0-0	0-0	0-0	0	0	0	0	0	1	0	0	0	2		
	Team					5	2	7									
	Totals		24-54	12-33	15-19	15	19	34	12	75	19	14	1	4	200		
	FG % 1st Half:	14-27	51.9%	2nd half:	10-27	37.0%	Game:	24-54	44.4%						Deadball		
	3FG % 1st Half:	8-16	50.0%	2nd half:	4-17	23.5%	Game:	12-33	36.4%						Rebounds		
	FT % 1st Half:	6-9	66.7%	2nd half:	9-10	90.0%	Game:	15-19	78.9%						2		

Ole Miss 71 • 16

#0 KASEY HILL

FRESHMAN | GUARD | 6-1 | 181 | UMATILLA, FLA. | MONTVERDE ACADEMY



Opponent	Date	gs	min	Total		3-Pointers		Free throws		Rebounds				pf	a	t/o	blk	stl	pts	avg	
				fg-fga	pct	3fg-fga	pct	ft-fa	pct	off	def	tot	avg								
NORTH FLORIDA	11/8/13	*	27	5-9	.556	0-1	.000	5-6	.833	0	0	0	0.0	2	4	2	1	2	15	15.0	
at Wisconsin	11/12/13	*	29	2-11	.182	0-4	.000	0-1	.000	0	3	3	1.5	5	4	2	0	1	4	9.5	
UALR	11/16/13	*	30	4-6	.667	0-0	.000	6-8	.750	0	3	3	2.0	2	6	0	1	5	14	11.0	
SOUTHERN U.	11/18/13	*	20	4-6	.667	0-1	.000	0-0	.000	0	0	0	1.5	1	3	0	0	1	8	10.3	
KANSAS	12/10/13		20	1-3	.333	0-0	.000	4-6	.667	0	2	2	1.6	2	3	0	0	0	6	9.4	
vs Memphis	12/17/13		22	2-5	.400	1-2	.500	0-0	.000	0	2	2	1.7	3	3	0	0	5	8.7		
vs Fresno State	12/21/13		15	2-2	1.000	2-2	1.000	1-2	.500	0	1	1	1.6	1	1	3	0	1	7	8.4	
SAVANNAH STATE	12/29/13		27	2-8	.250	0-3	.000	3-5	.600	0	2	2	1.6	0	5	0	0	7	8.3		
RICHMOND	1/4/14		21	1-5	.200	0-3	.000	0-0	.000	1	1	2	1.7	1	1	3	1	0	2	7.6	
SOUTH CAROLINA	1/8/14		20	1-4	.250	0-3	.000	3-4	.750	0	2	2	1.7	3	2	2	0	2	5	7.3	
at Arkansas	01/11/14	*	37	3-7	.429	0-1	.000	0-0	.000	1	3	4	1.9	3	5	5	0	1	6	7.2	
GEORGIA	1/14/14	*	29	1-5	.200	1-3	.333	0-2	.000	0	0	0	1.8	3	5	0	0	2	3	6.8	
at Auburn	01/18/14	*	25	0-2	.000	0-1	.000	7-8	.875	0	2	2	1.8	2	3	2	0	3	7	6.8	
at Alabama	1/23/14		19	2-3	.667	1-1	1.000	1-2	.500	0	1	1	1.7	3	2	2	1	1	6	6.8	
TENNESSEE	1/25/14		26	1-6	.167	0-1	.000	0-0	.000	0	3	3	1.8	1	3	0	0	1	2	6.5	
at Mississippi State	01/30/14		24	3-4	.750	0-1	.000	1-2	.500	0	3	3	1.9	1	3	0	0	7	6.5		
TEXAS A&M	2/1/14	*	25	1-5	.200	0-1	.000	2-5	.400	0	3	3	1.9	5	2	2	0	2	4	6.4	
MISSOURI	2/4/14		21	0-0	.000	0-0	.000	4-6	.667	1	2	3	2.0	3	6	1	0	0	4	6.2	
ALABAMA	2/8/14		19	1-3	.333	0-2	.000	0-0	.000	0	1	1	1.9	1	3	0	0	2	6.0		
at Tennessee	02/11/14		20	2-6	.333	0-2	.000	0-1	.000	0	0	0	1.9	1	0	2	0	2	4	5.9	
at Kentucky	02/15/14		14	0-1	.000	0-1	.000	0-0	.000	1	0	1	1.8	1	1	1	0	0	0	5.6	
Totals			8	490	38-101	.376	5-33	.152	37-58	.638	4	34	38	1.8	44	65	33	4	24	118	5.6

Games played: 21
 Minutes/game: 23.3
 Points/game: 5.6
 FG Pct: 37.6
 3FG Pct: 15.2
 FT Pct: 63.8

Rebounds/game: 1.8
 Assists/game: 3.1
 Turnovers/game: 1.6
 Assist/turnover ratio: 2.0
 Steals/game: 1.1
 Blocks/game: 0.2

Season	gp-gs	min/avg	Total		3-Point		F-Throws		Rebounds				Scoring							
			fg-fga	pct	fg-fga	pct	ft-fa	pct	off	def	tot	avg	pf	fo	ast	to	blk	stl	pts	avg
2013-14	21-8	490/23.3	38-101	.376	5-33	.152	37-58	.638	4	34	38	1.8	44	2	65	33	4	24	118	5.6
TOTAL	21-8	490/23.3	38-101	.376	5-33	.152	37-58	.638	4	34	38	1.8	44	2	65	33	4	24	118	5.6

A McDonald's All-American point guard with quickness who likes to play at an up-tempo speed...Plays the position with intelligence and vision and has the ability to both set up teammates and score himself...Uses his ability to slash to the basket to draw defenders and kick to an open shooter...And outstanding athlete with the ability to play above the rim...AS A FRESHMAN IN 2013-14...Made his debut and scored 15 points vs. UNF, becoming the first Gator freshman to start at the point since Nick Calathes and Jai Lucas shared duties in 2007...Recorded a career-best six free throws, six assists, five steals and 30 minutes played vs. UALR...Tallied eight points, three assists and a steal against Southern before leaving the game with an ankle injury...Garnered six points, three assists and two rebounds against Kansas in his return to the court... Made his first 3-pointer as a Gator in the win over Memphis in the 2013 Jimmy V. Classic...Shot 2-for-2 from 3-point range in the win over Fresno State at the 2013 Orange Bowl Classic...Led the team in assists (5) in the win over Savannah State... Grabbed a career-best four boards in the OT-win at Arkansas in a career-long 37 minutes...Shot a personal-best 7-for-8 from the charity stripe at Auburn...Led the Gators in assists for a team high 10th time against Missouri with six.

HILL HIGHLIGHTS


- McDonald's All-American point guard with the skill and athleticism to contribute immediately.
- First Gator freshman to start at the point since 2007 (Nick Calathes & Jai Lucas).

HILL GAME HIGHS

Points	Season/Career	15, vs. UNF (11/08/13)
Rebounds	Season/Career	4, at Arkansas (1/11/14)
Field Goals	Season/Career	5, vs. UNF (11/08/13)
Field Goal Attempts	Season/Career	11, at Wisconsin (11/12/13)
3-Pointers	Season/Career	2, vs. Fresno State (12/21/13)
3-Point Attempts	Season/Career	4, at Wisconsin (11/12/13)
Free Throws	Season/Career	7, at Auburn (1/18/14)
Free Throw Attempts	Season/Career	8, 2x, last at Auburn (1/18/14)
Assists	Season/Career	6, 2x, last vs. Missouri (2/4/14)
Steals	Season/Career	5, vs. UALR (11/16/13)
Blocked Shots	Season/Career	1, 4x, last at Alabama (1/23/14)
Minutes Played	Season/Career	37, at Arkansas (1/11/14)

#4 PATRIC YOUNG

SENIOR | CENTER | 6-9 | 240 | JACKSONVILLE, FLA. | PROVIDENCE SCHOOL



Opponent	Date	gs	min	Total		3-Pointers		Free throws		Rebounds				Other				pts	avg		
				fg-fga	pct	3fg-fga	pct	ft-fa	pct	off	def	tot	avg	pf	a	t/o	blk			stl	
NORTH FLORIDA	11/8/13	*	20	0-2	.000	0-0	.000	2-3	.667	1	1	2	2.0	2	1	0	2	1	2	2.0	
at Wisconsin	11/12/13	*	30	2-6	.333	0-0	.000	4-7	.571	2	4	6	4.0	3	1	1	0	0	8	5.0	
UALR	11/16/13	*	23	5-9	.556	0-0	.000	0-4	.000	1	7	8	5.3	2	0	0	2	1	10	6.7	
SOUTHERN U.	11/18/13	*	28	5-10	.500	0-0	.000	2-4	.500	3	3	6	5.5	2	0	3	3	1	12	8.0	
MIDDLE TENNESSEE	11/21/13	*	25	5-9	.556	0-0	.000	6-8	.750	3	3	6	5.6	2	3	2	0	2	16	9.6	
at Jacksonville	11/25/13	*	16	5-9	.556	0-0	.000	3-5	.600	1	2	3	5.2	4	0	0	1	2	13	10.2	
FLORIDA STATE	11/29/13	*	27	2-4	.500	0-0	.000	0-0	.000	3	1	4	5.0	4	0	1	1	1	4	9.3	
at UConn	12/2/13	*	33	6-10	.600	0-0	.000	5-7	.714	3	4	7	5.3	2	1	1	1	2	17	10.3	
KANSAS	12/10/13	*	28	5-13	.385	0-0	.000	2-7	.286	5	1	6	5.3	4	0	2	1	1	12	10.4	
vs Memphis	12/17/13	*	28	4-7	.571	0-0	.000	0-0	.000	6	2	8	5.6	5	2	1	0	0	8	10.2	
vs Fresno State	12/21/13	*	27	3-9	.333	0-0	.000	2-2	1.000	5	4	9	5.9	3	2	1	0	0	8	10.0	
SAVANNAH STATE	12/29/13	*	27	7-10	.700	0-0	.000	1-3	.333	3	3	6	5.9	0	0	2	2	2	15	10.4	
RICHMOND	1/4/14	*	30	6-8	.750	0-0	.000	3-6	.500	2	4	6	5.9	2	2	1	0	0	15	10.8	
SOUTH CAROLINA	1/8/14	*	24	6-7	.857	0-0	.000	1-2	.500	1	6	7	6.0	2	0	2	0	3	13	10.9	
at Arkansas	01/11/14	*	21	4-9	.444	0-0	.000	2-2	1.000	1	6	7	6.1	5	1	1	0	0	10	10.9	
GEORGIA	1/14/14	*	26	4-7	.571	0-0	.000	2-3	.667	4	5	9	6.3	3	1	1	1	1	10	10.8	
at Auburn	01/18/14	*	31	5-8	.625	0-0	.000	3-6	.500	1	5	6	6.2	3	1	0	2	0	13	10.9	
at Alabama	1/23/14	*	24	2-5	.400	0-0	.000	1-2	.500	5	1	6	6.2	4	2	2	0	1	5	10.6	
TENNESSEE	1/25/14	*	22	5-7	.714	0-0	.000	0-1	.000	2	3	5	6.2	3	0	1	0	1	10	10.6	
at Mississippi State	01/30/14	*	22	6-11	.545	0-0	.000	0-0	.000	4	4	8	6.3	2	1	2	3	0	12	10.7	
TEXAS A&M	2/1/14	*	23	2-2	1.000	0-0	.000	5-8	.625	4	10	14	6.6	2	0	2	2	0	9	10.6	
MISSOURI	2/4/14	*	30	5-9	.556	0-0	.000	3-4	.750	2	4	6	6.6	1	2	2	1	0	13	10.7	
ALABAMA	2/8/14	*	30	4-4	1.000	0-0	.000	3-5	.600	1	1	2	6.4	3	1	1	2	0	11	10.7	
at Tennessee	02/11/14	*	23	3-7	.429	0-0	.000	0-0	.000	5	1	6	6.4	5	0	0	0	0	6	10.5	
at Kentucky	02/15/14	*	26	4-11	.364	0-0	.000	2-2	1.000	4	1	5	6.3	3	0	1	0	0	10	10.5	
AUBURN	2/19/14	*	30	5-7	.714	0-0	.000	7-9	.778	2	5	7	6.3	3	3	0	2	0	17	10.7	
at Ole Miss	2/22/14	*	29	4-5	.800	0-0	.000	4-4	1.000	1	4	5	6.3	2	1	1	0	0	12	10.8	
Totals			25	703	114-205	.556	0-0	.000	63-104	.606	75	95	170	6.3	76	25	31	26	19	291	10.8

Games played: 27
 Minutes/game: 26.0
 Points/game: 10.8
 FG Pct: 55.6
 FT Pct: 60.6

Rebounds/game: 6.3
 Assists/game: 0.9
 Turnovers/game: 1.1
 Assist/turnover ratio: 0.8
 Steals/game: 0.7

Season	gp-gs	min/avg	Total		3-Point		F-Throws		Rebounds				Scoring							
			fg-fga	pct	fg-fga	pct	ft-fa	pct	off	def	tot	avg	pf	fo	ast	to	blk	stl	pts	avg
2010-11	37-2	658/17.8	50-90	.556	0-0	.000	26-37	.703	48	91	139	3.8	73	0	12	25	31	21	126	3.4
2011-12	37-32	980/26.5	162-262	.618	0-0	.000	54-91	.593	100	138	238	6.4	99	3	41	57	30	18	378	10.2
2012-13	37-36	981/26.5	153-261	.586	0-0	.000	68-139	.489	96	136	232	6.3	85	2	32	56	58	34	374	10.1
2013-14	27-25	703/26.0	114-205	.556	0-0	.000	63-104	.606	75	95	170	6.3	76	3	25	31	26	19	291	10.8
TOTAL	138-95	3322/24.1	479-818	.586	0-0	.000	211-371	.569	319	460	779	5.6	333	8	110	169	145	92	1169	8.5

An elite low-post defender who is an impressive-looking big man...Named preseason All-SEC by coaches and the media... One of the dominant frontcourt players in the SEC with his build, intimidating style of play and above-the-rim approach... Two-time SEC Scholar-Athlete of the Year...AS A SENIOR IN 2013-14...Grabbed down six rebounds and went 4-of-7 from the charity stripe at Wisconsin...Reached a season-best with three blocked shots in the win over Southern...Recorded 16 points, and season-bests in free throws (6-for-8), assists (3) and steals (2) vs. Middle Tennessee...Scored 13 points, grabbed three rebounds and had two steals vs. Jacksonville...Set a season high in points (17) at UConn, going 6-for-10 from the field in a season-long 33 minutes of play...Scored 12 points vs. Kansas, marking his sixth double-figure game this season... Grabbed eight boards vs. Memphis in the 2013 Jimmy V. Classic, matching a season best...Grabbed a season-best nine boards vs. Fresno State...Scored a game-high 15 points to become the 50th player in school history to eclipse 1,000 career points in the game vs. the Savannah State Tigers...Connected on 6-of-7 shots for a season-high 85.7 shooting percentage and notched a season-high three takeaways in the SEC opener against South Carolina...Was just one board shy of a double-double against Georgia, matching a season-best nine rebounds...Matched a season-high three blocks in the conference win over Mississippi State...Grabbed a career-high 14 boards against Texas A&M, his first double-figure rebounding game of the season, and was just one point shy of a double-double...Successfully completed two key three-point conversions in the second half at Kentucky, launching the run that gave the Gators the lead and the win... Connected on two huge free throws with 19 seconds remaining to give Florida a two-point edge over Auburn and eventually the win... Was Florida's leading scorer against Auburn with a season-high-tying 17 points, hitting 7-of-9 from the charity stripe... Had 12 points in a win at Ole Miss.

YOUNG HIGHLIGHTS


- Preseason All-SEC on both the coaches (1st team) and media (2nd team) lists.
- Has 10 career double-doubles, six of those in the 2012-13 season.
- Became the 50th Gator to reach the career milestone of 1,000 points vs. Savannah State on Dec. 29, 2013.

YOUNG GAME HIGHS

Points	
Season	17, 2x, last vs. Auburn (2/19/14)
Career	25, vs. Arizona (12/7/11)
Rebounds	
Season	14, vs. Texas A&M (2/1/14)
Career	Same
Field Goals	
Season	7, vs. Savannah State (12/29/13)
Career	12, vs. Arizona (12/7/11)
Field Goal Attempts	
Season	13, vs. Kansas (12/10/13)
Career	15, 2x, last vs. Kentucky (3/4/12)
3-Pointers	
Season	---
Career	---
3-Point Attempts	
Season	---
Career	---
Free Throws	
Season	7, vs. Auburn (2/19/14)
Career	7, 2x, last vs. Auburn (2/19/14)
Free Throw Attempts	
Season	9, vs. Auburn (2/19/14)
Career	11, vs. MTSU (11/18/12)
Assists	
Season	3, 2x, last vs. Auburn (2/19/14)
Career	5, vs. Yale (12/31/11)
Steals	
Season	3, vs. South Carolina (1/8/14)
Career	4, vs. NC A&T (11/18/10)
Blocked Shots	
Season	3, 2x, last at Mississippi State (1/30/14)
Career	6, vs. Savannah State (11/20/12)
Minutes Played	
Season	33, at UConn (12/2/13)
Career	41, at Rutgers (12/29/11)

#5 SCOTTIE WILBEKIN

SENIOR | GUARD | 6-2 | 178 | GAINESVILLE, FLA. | THE ROCK



Opponent	Date	gs	min	Total		3-Pointers		Free throws		Rebounds				pf	a	t/o	blk	stl	pts	avg	
				fg-fga	pct	3fg-fga	pct	ft-fga	pct	off	def	tot	avg								
at Jacksonville	11/25/13	*	34	5-9	.556	2-2	1.000	0-2	.000	1	4	5	5.0	1	7	2	0	3	12	12.0	
FLORIDA STATE	11/29/13	*	38	2-12	.167	0-1	.000	3-5	.600	0	2	2	3.5	1	8	2	0	5	7	9.5	
at UConn	12/2/13	*	35	6-14	.429	2-5	.400	1-2	.500	0	3	3	3.3	3	2	3	0	2	15	11.3	
KANSAS	12/10/13	*	36	7-12	.583	2-5	.400	2-3	.667	0	0	0	2.5	4	6	2	0	4	18	13.0	
vs Memphis	12/17/13	*	33	4-8	.500	2-3	.667	1-3	.333	1	4	5	3.0	4	3	2	0	0	11	12.6	
vs Fresno State	12/21/13	*	34	4-14	.286	1-7	.143	2-3	.667	0	6	6	3.5	1	3	3	0	1	11	12.3	
SAVANNAH STATE	12/29/13	*	27	3-8	.375	3-5	.600	1-2	.500	0	3	3	3.4	0	1	0	0	2	10	12.0	
RICHMOND	1/4/14	*	35	4-13	.308	0-5	.000	2-2	1.000	0	2	2	3.3	1	2	1	0	2	10	11.8	
SOUTH CAROLINA	1/8/14	*	34	5-11	.455	3-6	.500	4-4	1.000	1	0	1	3.0	1	3	0	0	1	17	12.3	
at Arkansas	01/11/14		35	4-12	.333	2-5	.400	8-10	.800	0	2	2	2.9	4	2	1	0	1	18	12.9	
GEORGIA	1/14/14	*	28	2-5	.400	1-3	.333	2-4	.500	0	2	2	2.8	0	4	0	0	1	7	12.4	
at Auburn	01/18/14	*	37	4-7	.571	2-2	1.000	6-8	.750	0	3	3	2.8	2	1	5	0	0	16	12.7	
at Alabama	1/23/14	*	35	2-8	.250	2-7	.286	4-4	1.000	0	2	2	2.8	0	4	0	0	1	10	12.5	
TENNESSEE	1/25/14	*	32	4-8	.500	1-2	.500	4-5	.800	0	3	3	2.8	1	1	2	0	0	13	12.5	
at Mississippi State	01/30/14	*	36	2-9	.222	1-4	.250	3-4	.750	1	1	2	2.7	2	8	3	0	2	8	12.2	
TEXAS A&M	2/1/14	*	29	3-8	.375	2-6	.333	0-0	.000	0	4	4	2.8	2	2	1	0	0	8	11.9	
MISSOURI	2/4/14	*	36	2-5	.400	2-5	.400	13-16	.813	0	1	1	2.7	3	4	5	0	1	19	12.4	
ALABAMA	2/8/14	*	31	5-7	.714	3-5	.600	3-6	.500	0	4	4	2.8	1	3	3	0	1	16	12.6	
at Tennessee	02/11/14	*	35	5-17	.294	1-6	.167	10-12	.833	1	2	3	2.8	1	6	0	0	4	21	13.0	
at Kentucky	02/15/14	*	36	5-10	.500	2-3	.667	11-12	.917	0	3	3	2.8	1	2	0	0	1	23	13.5	
AUBURN	2/19/14	*	35	4-14	.286	3-8	.375	4-4	1.000	0	1	1	2.7	3	4	1	0	0	15	13.6	
at Ole Miss	2/22/14	*	38	6-12	.500	4-10	.400	2-2	1.000	0	2	2	2.7	3	7	5	0	1	18	13.8	
Totals			21	749	88-223	.395	41-105	.390	86-113	.761	5	54	59	2.7	39	84	41	0	33	303	13.8

Games played: 22
 Minutes/game: 34.0
 Points/game: 13.8
 FG Pct: 39.5
 3FG Pct: 39.0
 FT Pct: 76.1

Rebounds/game: 2.7
 Assists/game: 3.8
 Turnovers/game: 1.9
 Assist/turnover ratio: 2.0
 Steals/game: 1.5

Season	gp-gs	min/avg	Total		3-Point		F-Throws		Rebounds				Scoring							
			fg-fga	pct	fg-fga	pct	ft-fga	pct	off	def	tot	avg	pf	fo	ast	to	blk	stl	pts	avg
2010-11	37-1	631/17.1	31-89	.348	13-46	.283	15-25	.600	14	41	55	1.5	42	0	61	28	1	36	90	2.4
2011-12	37-1	564/15.2	33-76	.434	21-46	.457	10-14	.714	15	40	55	1.5	46	1	61	22	2	22	97	2.6
2012-13	35-29	1117/31.9	116-256	.453	37-103	.359	50-69	.725	20	81	101	2.9	67	1	174	74	2	53	319	9.1
2013-14	22-21	749/34.0	88-223	.395	41-105	.390	86-113	.761	5	54	59	2.7	39	0	84	41	0	33	303	13.8
TOTAL	131-52	3061/23.4	268-644	.416	112-300	.373	161-221	.729	54	216	270	2.1	194	2	380	165	5	144	809	6.2

Exceptional defender who routinely draws the opponent's top perimeter player...Second-team All-SEC and SEC All-Defensive Team in 2012-13 as a junior...Combo guard with high basketball IQ, good court vision and defensive prowess... Owns a solid pull-up jumper with a skill for taking defenders off the dribble. AS A SENIOR IN 2013-14...Made his senior-season debut in his start at Jacksonville and shot a perfect 2-for-2 from 3-point range, scoring 12 total points in 34 minutes of play and dishing seven assists - the most assists by a Gator player so far this season... Tallied a team season-high eight assists and had five steals in the win over Florida State, matching his career-high set at FSU in 2012...Led the Gators with a career-high 18 points while dishing out six assists and notching four take-aways in the win over Kansas...Went 2-for-3 from 3-point range in the win over Memphis at Madison Square Garden - has now scored in double digits in four of the five games he's played in this season...Recorded a season-high six rebounds in the 2013 Orange Bowl Classic against Fresno State...Was a perfect 4-for-4 from the charity stripe for the first time this season and matched a season-high three treys, leading to a game-high 17 points, against South Carolina in the Gators' SEC-opener...Hit a jumper at the end of regulation against Arkansas to send the game into OT...Went 6-for-8 from the free throw line in the final three minutes against the Razorbacks en route to a personal-best 8-for-10 from the charity stripe and matched a career-high 18 points...Once again came through with a key basket in the closing minutes, finishing with 16 points at Auburn - hitting 2-2 from the 3-point line and 6-8 from the charity stripe...Was 4-4 from the free-throw line at Alabama, with all attempts coming in the final two minutes of the game...Scored 13 points against Tennessee and went 4-5 from the free-throw line...Led the Gators with a season-high-tying eight assists at Mississippi State...Put up a personal-best 19 points against the Missouri Tigers, shooting a career-high 13-for-16 from the charity stripe...Matched a season-best three treys, scoring a team-high 16 points, in the win over Alabama...Put up 21 points in the big SEC road win at Tennessee behind a 10-for-12 performance from the free-throw line while dishing six assists and committing zero turnovers...Set a new career-high in points for the second game in a row, putting up 23 - while hitting 11-of-12 from the free-throw line - in the win at Kentucky... Hit two free throws with 18 seconds remaining vs. Auburn to give Florida a four-point cushion for the win... Posted his fifth consecutive double-figure output with 15 against Auburn and went a perfect 4-for-4 from the charity stripe... Went a career-high 4-of-10 from long range in the win over Ole Miss.

WILBEKIN HIGHLIGHTS

- Had 174 assists in 2012-13, fifth-best single season total in program history.
- Named to the 2013 SEC All-Defensive Team.

WILBEKIN GAME HIGHS

Points	
Season	23, at Kentucky (2/15/14)
Career	Same
Rebounds	
Season	6, vs. Fresno State (12/21/13)
Career	8, at Tennessee (2/26/13)
Field Goals	
Season	7, vs. Kansas (12/10/13)
Career	7, 2x, last vs. Kansas (12/10/13)
Field Goal Attempts	
Season	17, at Tennessee (2/11/14)
Career	Same
3-Pointers	
Season	4, at Ole Miss (2/22/14)
Career	4, 3x, at Ole Miss (2/22/14)
3-Point Attempts	
Season	10, at Ole Miss (2/22/14)
Career	10, at Ole Miss (2/22/14)
Free Throws	
Season	13, vs. Missouri (2/4/14)
Career	Same
Free Throw Attempts	
Season	16, vs. Missouri (2/4/14)
Career	Same
Assists	
Season	8, 2x, last at Mississippi State (1/30/14)
Career	10, 3x, last at Auburn (2/16/13)
Steals	
Season	5, vs. FSU (11/29/13)
Career	5, 2x, last vs. FSU (11/29/13)
Blocked Shots	
Season	---
Career	1, 5x, last vs. Ole Miss (2/2/13)
Minutes Played	
Season	38, 2x, last at Ole Miss (2/22/14)
Career	39, at Tennessee (2/26/13)

#10 DORIAN FINNEY-SMITH

SOPHOMORE (R) | FORWARD | 6-8 | 212 | PORTSMOUTH, VA | VIRGINIA TECH



Opponent	Date	gs	min	Total		3-Pointers		Free throws		Rebounds				pf	a	t/o	blk	stl	pts	avg
				fg-fga	pct	3fg-fga	pct	ft-fa	pct	off	def	tot	avg							
UALR	11/16/13	16	5-10	.500	3-4	.750	4-6	.667	5	4	9	9.0	1	0	1	0	0	17	17.0	
SOUTHERN U.	11/18/13	21	2-7	.286	1-3	.333	3-4	.750	2	5	7	8.0	5	2	0	0	0	8	12.5	
MIDDLE TENNESSEE	11/21/13	26	4-9	.444	0-2	.000	6-6	1.000	2	4	6	7.3	3	1	3	0	0	14	13.0	
at Jacksonville	11/25/13	25	4-9	.444	1-3	.333	5-8	.625	3	8	11	8.3	3	3	1	1	0	14	13.3	
FLORIDA STATE	11/29/13	31	2-12	.167	0-4	.000	2-4	.500	6	4	10	8.6	2	1	2	1	0	6	11.8	
at UConn	12/2/13	24	1-3	.333	0-1	.000	1-1	1.000	1	5	6	8.2	4	0	6	0	0	3	10.3	
KANSAS	12/10/13	30	5-13	.385	4-6	.667	1-2	.500	1	4	5	7.7	1	1	1	0	2	15	11.0	
vs Memphis	12/17/13	29	5-10	.500	2-6	.333	2-3	.667	2	4	6	7.5	1	3	4	1	0	14	11.4	
vs Fresno State	12/21/13	22	3-9	.333	0-3	.000	1-2	.500	1	4	5	7.2	3	2	1	0	0	7	10.9	
SAVANNAH STATE	12/29/13	16	2-6	.333	0-2	.000	4-7	.571	4	3	7	7.2	2	1	0	1	0	8	10.6	
RICHMOND	1/4/14	28	2-4	.500	1-2	.500	0-2	.000	5	8	13	7.7	2	1	3	0	0	5	10.1	
SOUTH CAROLINA	1/8/14	24	3-6	.500	0-2	.000	2-2	1.000	1	3	4	7.4	3	5	4	2	0	8	9.9	
at Arkansas	01/11/14	42	7-15	.467	3-7	.429	5-8	.625	9	6	15	8.0	2	3	3	0	3	22	10.8	
GEORGIA	1/14/14	25	4-9	.444	3-5	.600	3-6	.500	1	4	5	7.8	2	3	1	0	0	14	11.1	
at Auburn	01/18/14	20	3-6	.500	1-2	.500	0-0	.000	1	2	3	7.5	2	1	2	0	1	7	10.8	
at Alabama	1/23/14	31	2-8	.250	1-4	.250	1-4	.250	7	4	11	7.7	2	3	3	0	0	6	10.5	
TENNESSEE	1/25/14	25	4-9	.444	1-4	.250	0-0	.000	3	5	8	7.7	3	1	2	0	1	9	10.4	
at Mississippi State	01/30/14	29	3-9	.333	2-5	.400	0-0	.000	3	6	9	7.8	2	1	1	0	2	8	10.3	
TEXAS A&M	2/1/14	31	4-12	.333	0-4	.000	3-4	.750	3	6	9	7.8	1	3	1	2	1	11	10.3	
MISSOURI	2/4/14	21	1-6	.167	0-2	.000	1-3	.333	4	3	7	7.8	3	1	2	0	0	3	10.0	
ALABAMA	2/8/14	21	1-4	.250	0-2	.000	2-2	1.000	1	2	3	7.6	4	5	1	1	0	4	9.7	
at Tennessee	02/11/14	27	1-6	.167	0-3	.000	2-2	1.000	3	2	5	7.5	3	3	2	0	1	4	9.4	
at Kentucky	02/15/14	27	4-10	.400	0-3	.000	0-0	.000	3	2	5	7.3	3	1	0	0	0	8	9.3	
AUBURN	2/19/14	24	0-5	.000	0-4	.000	3-4	.750	1	1	2	7.1	2	1	2	0	0	3	9.1	
at Ole Miss	2/22/14	28	1-5	.200	1-5	.200	2-2	1.000	2	3	5	7.0	0	4	1	1	0	5	8.9	
Totals		2	643	73-202	.361	24-88	.273	53-82	.646	74	102	176	7.0	59	50	47	10	11	223	8.9

Games played: 25
 Minutes/game: 25.7
 Points/game: 8.9
 FG Pct: 36.1
 3FG Pct: 27.3
 FT Pct: 64.6

Rebounds/game: 7.0
 Assists/game: 2.0
 Turnovers/game: 1.9
 Assist/turnover ratio: 1.1
 Steals/game: 0.4
 Blocks/game: 0.4

Season	gp-gs	min/avg	Total		3-Point		F-Throws		Rebounds				Scoring							
			fg-fga	pct	fg-fga	pct	ft-fa	pct	off	def	tot	avg	pf	fo	ast	to	blk	stl	pts	avg
2013-14	25-2	643/25.7	73-202	.361	24-88	.273	53-82	.646	74	102	176	7.0	59	1	50	47	10	11	223	8.9
TOTAL	25-2	643/25.7	73-202	.361	24-88	.273	53-82	.646	74	102	176	7.0	59	1	50	47	10	11	223	8.9

Versatile player with size and athleticism to create matchup problems at any position...Enrolled at UF in Summer 2012... Averaged 6.3 points and 7.0 rebounds in 33 games and 30 starts during his freshman season at Virginia Tech, earning ACC All-Freshman honors.... AS A RS SOPHOMORE IN 2013-14...Had a strong showing in his Gator debut, putting up a career-high-tying 17 points against UALR, while going 3-4 from the 3-point line...Contributed eight points, seven rebounds and two assists, in a season-high 21 minutes vs. Southern, before fouling out of the game...Recorded 14 points, shooting a perfect 6-for-6 from the free-throw line, and grabbed a game-high-tying six rebounds in a season-high 26 minutes against MTSU...Recorded his first double-double as a Gator - and the fourth of his career - at Jacksonville tallying 14 points and 11 rebounds...Pulled down a game-high 10 boards against FSU in a season-long 31 minutes on the court, while hitting the game-winning free throw to seal the victory...Despite entering the game as the second sub versus Kansas, scored UF's first points of the game on a made 3-pointer and went on to score 15 total points on a career-high 4-for-6 from 3-point range in the win over the Jayhawks...Matched a season-high three assists and scored 14 points against Memphis...Made his first start donning the Orange and Blue in the 2013 Orange Bowl Classic vs Fresno State...Co-led the team with seven rebounds for a team-high fifth time this season in the win over Savannah State...Led the Gators in rebounding for the sixth time this season after notching a season-best performance of 13 boards versus Richmond...Dished out a career-high-tying five assists, while also recording a season-high two blocks, versus South Carolina in his first SEC contest...Recorded the first 20/15 performance by a Gator in an SEC road game during Donovan's tenure, totaling a personal-best 22 points in the OT-win over Arkansas...Became the third major conference player in the nation to record a 20/15 game in conference play, first to do so in a conference road game, in a career-long 42 minutes in Fayetteville... Pulled down 11 boards in the win over Alabama, with nine of them coming in the first half... Was one point and two rebounds shy of a double-double in the win over Tennessee...Put up 11 points against Texas A&M to tally his eighth double-figure scoring game this season and matched a season-best two blocks... With his seven rebounds in the win over Missouri, he's now led the Gators in boards a team-best 11 times this season...Led the Gators in assists for the third time this season with a career- and season-high-tying five against the Crimson Tide... Connected on his first three-pointer in 22 attempts in the victory at Ole Miss.

FINNEY-SMITH HIGHLIGHTS

- Tied a career-high in points with 17 in his collegiate debut for the Gators.
- Recorded the first 20/15 performance by a Gator in an SEC road game during Donovan's tenure, totaling a personal-best 22 points in the OT-win over Arkansas.

FINNEY-SMITH GAME HIGHS *at VT

Points	
Season	22, at Arkansas (1/11/14)
Career	Same
Rebounds	
Season	15, at Arkansas (1/11/14)
Career	16, vs. E. Tenn. St. (11/12/11)*
Field Goals	
Season	7, at Arkansas (1/11/14)
Career	7, 2x, last at Arkansas (1/11/14)
Field Goal Attempts	
Season	15, at Arkansas (1/11/14)
Career	Same
3-Pointers	
Season	4, vs. Kansas (12/10/13)
Career	Same
3-Point Attempts	
Season	7, at Arkansas (1/11/14)
Career	Same
Free Throws	
Season	6, vs. MTSU (11/21/13)
Career	6, 3x, last vs. MTSU (11/21/13)
Free Throw Attempts	
Season	8, 2x, last at Arkansas (1/11/14)
Career	8, 5x, last at Arkansas (1/11/14)
Assists	
Season	5, 2x, last vs. Alabama (2/8/14)
Career	5, 4x, last vs. Alabama (2/8/14)
Steals	
Season	3, at Arkansas (1/11/14)
Career	3, 2x, last at Arkansas (1/11/14)
Blocked Shots	
Season	2, 2x, last vs. Texas A&M (2/1/14)
Career	4, vs. E. Tenn. St. (11/12/11)*
Minutes Played	
Season	42, at Arkansas (1/11/14)
Career	Same


#11 LEXX EDWARDS

SOPHOMORE (R) | GUARD | 6-1 | 225 | ORLANDO, FLA. | JONES

Opponent	Date	gs	min	fg-fga	pct	3fg-fga	pct	ft-fa	pct	off	def	tot	avg	pf	a	t/o	blk	stl	pts	avg
UALR	11/16/13	2	0-0	.000	0-0	.000	0-0	.000	0	1	1	1.0	0	0	0	0	0	0	0	0.0
SOUTHERN U.	11/18/13	1	0-0	.000	0-0	.000	0-0	.000	0	0	0	0.5	1	0	0	0	0	0	0	0.0
MIDDLE TENNESSEE	11/21/13	1	0-0	.000	0-0	.000	0-0	.000	0	0	0	0.3	1	0	0	0	0	0	0	0.0
at Jacksonville	11/25/13	2	0-0	.000	0-0	.000	0-0	.000	0	1	1	0.5	0	0	0	0	0	0	0	0.0
vs Fresno State	12/21/13	2	0-0	.000	0-0	.000	0-0	.000	0	0	0	0.4	2	0	0	0	0	0	0	0.0
SOUTH CAROLINA	1/8/14	1	0-0	.000	0-0	.000	0-0	.000	0	0	0	0.3	0	0	0	0	0	0	0	0.0
GEORGIA	1/14/14	1	0-1	.000	0-0	.000	0-0	.000	0	0	0	0.3	0	0	1	0	0	0	0	0.0
TENNESSEE	1/25/14	1	0-0	.000	0-0	.000	0-0	.000	0	0	0	0.3	0	0	0	0	0	0	0	0.0
TEXAS A&M	2/1/14	3	0-0	.000	0-0	.000	0-0	.000	0	1	1	0.3	0	0	0	0	0	0	0	0.0
Totals		0	14	0-1	.000	0-0	.000	0-0	.000	0	3	3	0.3	4	0	1	0	0	0	0.0

Games played: 9
 Minutes/game: 1.6
 FG Pct: 0.0

Rebounds/game: 0.3
 Turnovers/game: 0.1



EDWARDS HIGHLIGHTS

- A walk-on in 2011-12 and 2013-14 who never made the dress roster his first season and did not participate in 2012-13.
- Made his collegiate debut for the Gators this season in the win over UALR.

Season	gp-gs	min/avg	Total		3-Point		F-Throws		Rebounds				Scoring								
			fg-fga	pct	fg-fga	pct	ft-fa	pct	off	def	tot	avg	pf	fo	ast	to	blk	stl	pts	avg	
2013-14	9-0	14/1.6	0-1	.000	0-0	.000	0-0	.000	0	3	3	0.3	4	0	0	1	0	0	0	0	0.0
TOTAL	9-0	14/1.6	0-1	.000	0-0	.000	0-0	.000	0	3	3	0.3	4	0	0	1	0	0	0	0	0.0

A walk-on guard who practiced but did not compete in 2011-12 or 2012-13...AS A RS SOPHOMORE IN 2013-14...Saw his first action in the Orange and Blue against UALR and recorded one rebound...Saw limited playing time versus Southern and MTSU...Pulled down his second board of the season at Jacksonville...Saw action against Fresno State in the Orange Bowl Classic...Attempted his first basket as a Gator in the final minute of the game vs. Georgia... Checked in for the final minute of the Tennessee game...Logged a career-long three minutes in the win over Texas A&M, grabbing one board.

EDWARDS GAME HIGHS

Points	
Season	---
Career	---
Rebounds	
Season	1, 3x last vs. Texas A&M (2/1/14)
Career	Same
Field Goals	
Season	---
Career	---
Field Goal Attempts	
Season	1, vs. Georgia (1/14/14)
Career	Same
3-Pointers	
Season	---
Career	---
3-Point Attempts	
Season	---
Career	---
Free Throws	
Season	---
Career	---
Free Throw Attempts	
Season	---
Career	---
Assists	
Season	---
Career	---
Steals	
Season	---
Career	---
Blocked Shots	
Season	---
Career	---
Minutes Played	
Season	3, vs. Texas A&M (2/1/14)
Career	Same

#15 WILL YEGUETE

SENIOR | FORWARD | 6-8 | 230 | BORDEAUX, FRANCE | FLORIDA AIR ACADEMY



Opponent	Date	gs	min	Total		3-Pointers		Free throws		Rebounds				pf	a	t/o	blk	stl	pts	avg	
				fg-fga	pct	3fg-fga	pct	ft-fga	pct	off	def	tot	avg								
NORTH FLORIDA	11/8/13	*	22	0-4	.000	0-1	.000	2-2	1.000	1	4	5	5.0	3	3	1	0	4	2	2.0	
at Wisconsin	11/12/13	*	25	3-3	1.000	0-0	.000	2-2	1.000	0	4	4	4.5	2	1	0	0	2	8	5.0	
UALR	11/16/13	*	25	2-5	.400	0-0	.000	2-2	1.000	0	3	3	4.0	0	1	4	1	0	6	5.3	
SOUTHERN U.	11/18/13	*	22	2-5	.400	1-1	1.000	0-0	.000	1	5	6	4.5	3	1	0	0	1	5	5.3	
MIDDLE TENNESSEE	11/21/13	*	24	4-5	.800	1-1	1.000	1-3	.333	1	4	5	4.6	3	1	2	0	1	10	6.2	
at Jacksonville	11/25/13	*	29	0-3	.000	0-0	.000	1-2	.500	3	4	7	5.0	2	2	2	0	0	1	5.3	
FLORIDA STATE	11/29/13	*	25	2-7	.286	1-2	.500	1-1	1.000	1	5	6	5.1	3	4	2	0	0	6	5.4	
at UConn	12/2/13	*	24	1-6	.167	0-0	.000	1-2	.500	2	0	2	4.8	2	0	0	0	1	3	5.1	
KANSAS	12/10/13	*	30	0-4	.000	0-1	.000	1-4	.250	3	3	6	4.9	2	0	1	0	1	1	4.7	
vs Memphis	12/17/13	*	25	2-4	.500	0-1	.000	0-1	.000	1	1	2	4.6	1	1	3	0	1	4	4.6	
vs Fresno State	12/21/13	*	28	2-4	.500	0-0	.000	5-6	.833	5	5	10	5.1	3	0	1	0	1	9	5.0	
SAVANNAH STATE	12/29/13	*	20	1-1	1.000	0-0	.000	3-4	.750	2	2	4	5.0	1	2	0	0	1	5	5.0	
RICHMOND	1/4/14	*	18	1-3	.333	0-0	.000	0-0	.000	1	6	7	5.2	0	1	3	1	1	2	4.8	
SOUTH CAROLINA	1/8/14	*	19	2-2	1.000	0-0	.000	4-7	.571	0	0	0	4.8	3	1	1	0	0	8	5.0	
at Arkansas	01/11/14	*	28	1-3	.333	0-1	.000	5-8	.625	1	4	5	4.8	2	0	1	0	1	7	5.1	
GEORGIA	1/14/14	*	25	5-6	.833	0-1	.000	2-2	1.000	1	5	6	4.9	3	0	4	0	1	12	5.6	
at Auburn	01/18/14	*	23	1-2	.500	0-0	.000	2-4	.500	2	4	6	4.9	3	2	1	1	5	4	5.5	
at Alabama	1/23/14	*	23	3-5	.600	0-0	.000	0-0	.000	3	8	11	5.3	2	0	1	0	0	6	5.5	
TENNESSEE	1/25/14	*	23	2-7	.286	0-1	.000	0-0	.000	0	4	4	5.2	3	1	0	0	1	4	5.4	
at Mississippi State	01/30/14	*	20	0-1	.000	0-0	.000	1-4	.250	0	4	4	5.2	0	1	0	0	1	1	5.2	
TEXAS A&M	2/1/14	*	23	2-5	.400	0-1	.000	1-2	.500	3	7	10	5.4	1	0	2	0	1	5	5.2	
MISSOURI	2/4/14	*	24	2-3	.667	0-0	.000	2-2	1.000	3	3	6	5.4	2	0	0	0	0	6	5.2	
ALABAMA	2/8/14	*	25	6-8	.750	0-0	.000	0-0	.000	1	2	3	5.3	4	4	2	0	2	12	5.5	
at Tennessee	02/11/14	*	25	2-3	.667	1-1	1.000	1-1	1.000	2	3	5	5.3	0	0	2	0	0	6	5.5	
at Kentucky	02/15/14	*	25	0-1	.000	0-1	.000	1-2	.500	0	4	4	5.2	3	2	0	1	2	1	5.4	
AUBURN	2/19/14	*	24	0-2	.000	0-0	.000	5-6	.833	4	4	8	5.3	3	2	1	0	0	5	5.3	
at Ole Miss	2/22/14	*	26	2-3	.667	0-1	.000	3-4	.750	2	3	5	5.3	3	1	1	0	0	7	5.4	
Totals			27	650	48-105	.457	4-14	.286	46-71	.648	43	101	144	5.3	57	31	35	5	27	146	5.4

Games played: 27
 Minutes/game: 24.1
 Points/game: 5.4
 FG Pct: 45.7
 3FG Pct: 28.6
 FT Pct: 64.8

Rebounds/game: 5.3
 Assists/game: 1.1
 Turnovers/game: 1.3
 Assist/turnover ratio: 0.9
 Steals/game: 1.0
 Blocks/game: 0.2

Season	gp-gs	min/avg	Total		3-Point		F-Throws		Rebounds				Scoring							
			fg-fga	pct	fg-fga	pct	ft-fga	pct	off	def	tot	avg	pts	avg						
2010-11	31-0	221/7.1	14-35	.400	0-0	.000	12-27	.444	37	44	81	2.6	27	0	7	19	2	13	40	1.3
2011-12	26-10	569/21.9	50-86	.581	0-0	.000	14-39	.359	60	103	163	6.3	62	0	27	19	10	31	114	4.4
2012-13	31-10	648/20.9	60-113	.531	1-4	.250	49-86	.570	60	121	181	5.8	58	0	31	41	9	36	170	5.5
2013-14	27-27	650/24.1	48-105	.457	4-14	.286	46-71	.648	43	101	144	5.3	57	0	31	35	5	27	146	5.4
TOTAL	115-47	2088/18.2	172-339	.507	5-18	.278	121-223	.543	200	369	569	4.9	204	0	96	114	26	107	470	4.1

Athletic blue-collar forward with a nose for the ball defensively that can play inside as well as on the perimeter...Key component of the Florida press...AS A JUNIOR IN 2012-13...Grabbed down five rebounds and dished three assists and grabbed four steals vs. UNF...Perfect from the free-throw line and in field goals, going 2-2 and 3-3 respectively, at Wisconsin...Made the second 3-pointer of his career, while tallying six rebounds, a steal and an assist, in the win over Southern... Made a 3-pointer vs. MTSU, his second 3-pointer of the season after hitting only one in his three previous seasons as a Gator. Tallied 10 points vs. MTSU, his first double-digit performance of the season...Played a season-long 29 minutes at Jacksonville, grabbing a season-high seven rebounds...Had six rebounds and a season-best four assists in the win over the Seminoles...Went a season-best 5-of-6 from the free-throw line in Florida's win over Fresno State in the 2013 Orange Bowl Classic...Shot a season-best 5-for-8 from the free-throw line at Arkansas...Put up a season-best 12 points in the win over the Georgia Bulldogs for his second double-figure scoring game of the season, going 5-6 from the floor and 2-2 from the charity stripe...Had a career-high five steals in the conference win over Auburn... Grabbed a season-high 11 rebounds in the win at Alabama...Recorded his third double-figure rebounding game this season in the win over Texas A&M with 10...Matched a season-high 12 points, behind a season-best 6-of-8 shooting, and dished out four assists in the win over Alabama...Made his fourth 3-pointer of the season, the fifth of his career, in the conference win at Tennessee... Hit 5-of-6 from the free-throw line and grabbed eight rebounds vs. Auburn.

YEGUETE HIGHLIGHTS

- Versatile defender with the ability to guard any position on the floor. A key component to the Florida press.
- Prototypical hustle player, provides defense, rebounding and energy.
- Has three career double-doubles.

YEGUETE GAME HIGHS

Points	
Season	12, 2x, last vs. Alabama (2/8/14)
Career	14, 2x, last at Yale (1/6/13)
Rebounds	
Season	11, at Alabama (1/23/14)
Career	15, vs. NC A&T (11/18/10)
Field Goals	
Season	6, vs. Alabama (2/8/14)
Career	6, 4x, last vs. Alabama (2/8/14)
Field Goal Attempts	
Season	8, vs. Alabama (2/8/14)
Career	9, vs. Stetson (11/28/11)
3-Pointers	
Season	1, 4x, last at Tennessee (2/11/14)
Career	1, 5x, at Tennessee (2/11/14)
3-Point Attempts	
Season	2, vs. FSU (11/29/13)
Career	2, 2x, last vs. FSU (11/29/13)
Free Throws	
Season	5, 3x, last vs. Auburn (2/19/14)
Career	6, vs. SE Louisiana (12/19/12)
Free Throw Attempts	
Season	8, at Arkansas (1/11/14)
Career	9, vs. Minnesota (3/24/13)
Assists	
Season	4, 2x, last vs. Alabama (2/8/14)
Career	5, 2x, last vs. Alabama State (11/11/12)
Steals	
Season	5, at Auburn (1/18/14)
Career	Same
Blocked Shots	
Season	1, 5x, last at Kentucky (2/15/14)
Career	2, vs. FGCU (3/29/13)
Minutes Played	
Season	30, vs. Kansas (12/10/13)
Career	33, vs. MTSU (11/18/12)

#20 MICHAEL FRAZIER II

SOPHOMORE | GUARD | 6-4 | 199 | TAMPA, FLA. | MONTVERDE ACADEMY



Opponent	Date	gs	min	Total		3-Pointers		Free throws		Rebounds				pf	a	t/o	blk	stl	pts	avg
				fg-fga	pct	3fg-fga	pct	ft-fa	pct	off	def	tot	avg							
NORTH FLORIDA	11/8/13	24	24	6-10	.600	1-3	.333	6-6	1.000	1	8	9	9.0	0	0	3	0	1	19	19.0
at Wisconsin	11/12/13	33	33	7-11	.636	5-7	.714	1-2	.500	0	2	2	5.5	1	0	0	0	2	20	19.5
UALR	11/16/13	26	26	2-9	.222	2-7	.286	0-0	.000	0	2	2	4.3	3	1	0	0	2	6	15.0
SOUTHERN U.	11/18/13	24	24	3-9	.333	3-7	.429	0-0	.000	2	2	4	4.3	3	2	0	2	9	13.5	
MIDDLE TENNESSEE	11/21/13	* 36	36	5-9	.556	1-3	.333	2-2	1.000	0	2	2	3.8	1	2	2	0	0	13	13.4
at Jacksonville	11/25/13	27	27	5-6	.833	5-6	.833	2-2	1.000	0	2	2	3.5	0	0	1	0	1	17	14.0
FLORIDA STATE	11/29/13	* 33	33	6-11	.545	5-8	.625	0-0	.000	0	2	2	3.3	1	0	1	1	0	17	14.4
at UConn	12/2/13	* 39	39	3-5	.600	1-3	.333	0-0	.000	0	5	5	3.5	1	2	0	0	2	7	13.5
KANSAS	12/10/13	* 25	25	1-4	.250	1-2	.500	0-0	.000	1	2	3	3.4	3	1	0	0	2	3	12.3
vs Memphis	12/17/13	* 30	30	3-7	.429	2-4	.500	3-3	1.000	0	3	3	3.4	0	1	2	0	2	11	12.2
vs Fresno State	12/21/13	* 26	26	1-5	.200	1-5	.200	1-2	.500	2	2	4	3.5	1	1	1	1	1	4	11.5
SAVANNAH STATE	12/29/13	* 25	25	3-5	.600	3-5	.600	2-2	1.000	0	4	4	3.5	3	0	4	2	1	11	11.4
RICHMOND	1/4/14	* 29	29	6-10	.600	3-7	.429	3-4	.750	1	3	4	3.5	3	0	1	0	0	18	11.9
SOUTH CAROLINA	1/8/14	* 29	29	3-8	.375	2-7	.286	0-0	.000	1	3	4	3.6	2	1	1	0	1	8	11.6
at Arkansas	01/11/14	* 29	29	4-7	.571	4-7	.571	3-4	.750	0	3	3	3.5	2	0	2	0	1	15	11.9
GEORGIA	1/14/14	* 31	31	7-16	.438	5-12	.417	2-2	1.000	1	3	4	3.6	0	2	0	0	1	21	12.4
at Auburn	01/18/14	* 19	19	0-2	.000	0-2	.000	0-0	.000	0	2	2	3.5	3	0	2	0	0	0	11.7
at Alabama	1/23/14	* 33	33	5-13	.385	5-13	.385	3-3	1.000	0	2	2	3.4	2	3	1	0	0	18	12.1
TENNESSEE	1/25/14	* 32	32	5-8	.625	3-6	.500	4-4	1.000	0	4	4	3.4	2	2	0	0	0	17	12.3
at Mississippi State	01/30/14	* 29	29	3-9	.333	3-9	.333	0-0	.000	0	2	2	3.4	4	0	0	0	2	9	12.2
TEXAS A&M	2/1/14	* 33	33	6-15	.400	3-11	.273	6-8	.750	4	4	8	3.6	1	2	1	0	1	21	12.6
MISSOURI	2/4/14	* 34	34	5-12	.417	4-11	.364	0-0	.000	1	2	3	3.5	0	2	0	1	1	14	12.6
ALABAMA	2/8/14	* 34	34	5-10	.500	3-8	.375	1-2	.500	0	2	2	3.5	2	3	3	1	1	14	12.7
at Tennessee	02/11/14	* 32	32	4-10	.400	3-8	.375	0-0	.000	1	1	2	3.4	2	0	0	1	2	11	12.6
at Kentucky	02/15/14	* 32	32	1-5	.200	1-4	.250	0-0	.000	0	4	4	3.4	1	1	0	0	0	3	12.2
AUBURN	2/19/14	* 33	33	3-10	.300	3-9	.333	0-0	.000	0	3	3	3.4	2	0	1	0	1	9	12.1
at Ole Miss	2/22/14	* 29	29	5-12	.417	5-10	.500	2-2	1.000	1	2	3	3.4	2	2	3	0	1	17	12.3
Totals		22	806	107-238	.450	77-182	.423	41-48	.854	16	76	92	3.4	45	29	31	7	28	332	12.3

Games played: 27
 Minutes/game: 29.9
 Points/game: 12.3
 FG Pct: 45.0
 3FG Pct: 42.3
 FT Pct: 85.4

Rebounds/game: 3.4
 Assists/game: 1.1
 Turnovers/game: 1.1
 Assist/turnover ratio: 0.9
 Steals/game: 1.0
 Blocks/game: 0.3

Season	gp-gs	min/avg	Total		3-Point		F-Throws		Rebounds				Scoring							
			fg-fga	pct	fg-fga	pct	ft-fa	pct	off	def	tot	avg	pf	fo	ast	to	blk	stl	pts	avg
2012-13	36-1	647/18.0	62-139	.446	52-111	.468	26-31	.839	16	97	113	3.1	53	0	34	30	1	20	202	5.6
2013-14	27-22	806/29.9	107-238	.450	77-182	.423	41-48	.854	16	76	92	3.4	45	0	29	31	7	28	332	12.3
TOTAL	63-23	1453/23.1	169-377	.448	129-293	.440	67-79	.848	32	173	205	3.3	98	0	63	61	8	48	534	8.5

A 2013 SEC All-Freshman performer who shot .468 from 3-point range in 2012-13...Has an impressive mid-range game and can also attack the basket on the drive...Brings a high basketball IQ and impressive leadership qualities and work ethic to the Gators...AS A SOPHOMORE IN 2013-14...Matched a personal best with nine rebounds in the season opener vs. UNF...Set a new career high of 20 points at Wisconsin, going 5-of-7 from 3-point range...Matched a career-best three assists against Southern...Contributed 13 points in a career-long 36 minutes in the win over Middle Tennessee...Went a stellar 5-for-6 from 3-point range in the win over Jacksonville, finishing with 17 points...In his fifth double-figure scoring game of the season, Frazier went 5-for-8 from 3-point range vs. FSU, blocking his first shot of the season...Tallied seven points, five rebounds, two assists and two steals in a tenacious 39 minutes at UConn...Scored 11 points vs Memphis in the Jimmy V. Classic...Blocked a career-high two shots vs. Savannah State...For the second time this year - and third in his career - Frazier led the Gators in scoring with 18 points in the win over the Richmond Spiders, including shooting 3-for-7 from the arc...Connected on five 3-pointers vs. Georgia for the fourth game this season and attempted a career-best 12 3-pointers to increase his streak to 16-consecutive games with a trey...Recorded five 3-pointers at Alabama for the fifth game this season - which is more than any UF player had last year - while also matching a career-best three assists and going a perfect 3-for-3 from the free-throw line... Scored a game-high 17 points in the win over Tennessee, hitting 5-for-8 from the field and 4-for-4 from the charity stripe...Recorded two takeaways at Mississippi State, matching a season-high...Put up a career-high-tying 21 points against Texas A&M, shooting 6-for-8 from the charity stripe...Earned his 14th double-figure scoring game with 14 points in the win over Missouri...Matched a personal-best three assists against Alabama...Despite shooting 3-for-9 from long range against Auburn, he hit when it mattered, connecting on a deep 3-pointer from the top of the key with 41 seconds remaining in the game to put the Gators up one... Drained five threes in the win at Ole Miss, marking the sixth time this season he has hit at least five in a game, more so than any other Gator combined last year.

FRAZIER HIGHLIGHTS

- Named to the 2013 SEC All-Freshman Team.
- Extremely accurate from long range, hit at a .468 clip beyond the arc as a freshman.

FRAZIER GAME HIGHS

Points	21, 2x, last vs. Texas A&M (2/1/14)
Career	Same
Rebounds	9, vs. UNF (11/08/13)
Career	9, 2x, last vs. UNF (11/08/13)
Field Goals	7, 2x, last vs. Georgia (1/14/14)
Career	Same
Field Goal Attempts	16, vs. Georgia (1/14/14)
Career	Same
3-Pointers	5, 6x, last at Ole Miss (2/22/14)
Career	6, at Auburn (2/16/13)
3-Point Attempts	13, at Alabama (1/23/14)
Career	Same
Free Throws	6, 2x, last vs. Texas A&M (2/1/14)
Career	Same
Free Throw Attempts	8, vs. Texas A&M (2/1/14)
Career	Same
Assists	3, 3x, last vs. Alabama (2/8/14)
Career	3, 5x, last vs. Alabama (2/8/14)
Steals	2, 8x, last at Tennessee (2/11/14)
Career	4, vs. UCF (11/23/12)
Blocked Shots	2, vs. Savannah State (12/29/13)
Career	Same
Minutes Played	39, at UConn (12/2/13)
Career	Same

#23 CHRIS WALKER

FRESHMAN | FORWARD | 6-10 | 220 | BONIFAY, FLA. | HOLMES COUNTY



Opponent	Date	gs	min	Total		3-Pointers		Free throws		Rebounds				pf	a	t/o	blk	stl	pts	avg
				fg-fga	pct	3fg-fga	pct	ft-fa	pct	off	def	tot	avg							
MISSOURI	2/4/14		7	2-2	1.000	0-0	.000	0-0	.000	0	2	2	2.0	2	0	0	2	0	4	4.0
ALABAMA	2/8/14		4	2-3	.667	0-0	.000	0-0	.000	0	1	1	1.5	2	0	0	0	0	4	4.0
at Tennessee	02/11/14		5	0-0	.000	0-0	.000	0-0	.000	1	2	3	2.0	2	0	2	0	0	2.7	
at Kentucky	02/15/14		2	0-1	.000	0-0	.000	0-0	.000	0	0	0	1.5	1	0	0	0	0	2.0	
AUBURN	2/19/14		4	0-1	.000	0-0	.000	0-0	.000	0	0	0	1.2	0	0	0	1	0	1.6	
at Ole Miss	2/22/14		6	1-1	1.000	0-0	.000	0-1	.000	1	0	1	1.2	0	0	0	0	2	1.7	
Totals		0	28	5-8	.625	0-0	.000	0-1	.000	2	5	7	1.2	7	0	2	3	0	10	1.7

Games played: 6
 Minutes/game: 4.7
 Points/game: 1.7
 FG Pct: 62.5
 FT Pct: 0.0

Rebounds/game: 1.2
 Turnovers/game: 0.3
 Blocks/game: 0.5

Season	gp-gs	min/avg	Total		3-Point		F-Throws		Rebounds				Scoring							
			fg-fga	pct	fg-fga	pct	ft-fa	pct	off	def	tot	avg	pf	fo	ast	to	blk	stl	pts	avg
2013-14	6-0	28/4.7	5-8	.625	0-0	.000	0-1	.000	2	5	7	1.2	7	0	0	2	3	0	10	1.7
TOTAL	6-0	28/4.7	5-8	.625	0-0	.000	0-1	.000	2	5	7	1.2	7	0	0	2	3	0	10	1.7

A McDonald's All-American who plays with energy, excels in the open floor and has the ability to finish around the rim and as a face-up shooter...An adept passer for his size who has the explosiveness to be a shot-blocker on or off the ball...Runs the floor extremely well and has game-changing athleticism...AS A FRESHMAN IN 2013-14...Made his highly anticipated collegiate debut on Feb. 4 against Missouri, recording two dunks on alley-oop passes from Kasey Hill in the first half and finishing the game with four points, one rebound and two blocked shots in seven minutes...Made his third appearance as a Gator and pulled down a personal-best three boards at Tennessee... Recorded one block - his third in four games - in only four minutes of playing time vs. Auburn.

C. WALKER HIGHLIGHTS

- McDonald's All-American big man who runs the floor exceptionally well with the ability to finish at the rim or get a shot facing the basket.
- Led Holmes County to the IA state championship during his senior season, tallying 30 points, 15 rebounds and seven blocks in the title game.

C. WALKER GAME HIGHS

Points

Season/Career 4, 2x, last vs. Alabama (2/8/14)

Rebounds

Season/Career 3, at Tennessee (2/11/14)

Field Goals

Season/Career 2, 2x, last vs. Alabama (2/8/14)

Field Goal Attempts

Season/Career 3, vs. Alabama (2/8/14)

3-Pointers

Season/Career ---

3-Point Attempts

Season/Career ---

Free Throws

Season/Career ---

Free Throw Attempts

Season/Career 1, at Ole Miss (2/22/14)

Assists

Season/Career ---

Steals

Season/Career ---

Blocked Shots


Season/Career 2, vs. Missouri (2/4/14)

Minutes Played

Season/Career 7, vs. Missouri (2/4/14)

#24 CASEY PRATHER

SENIOR | FORWARD | 6-6 | 212 | JACKSON, TENN. | NORTH SIDE



Opponent	Date	qs	min	Total		3-Pointers		Free throws		Rebounds				pf	a	t/o	blk	stl	pts	avg	
				fg-fga	pct	3fg-fga	pct	ft-fa	pct	off	def	tot	avg								
NORTH FLORIDA	11/8/13	*	34	10-15	.667	0-0	.000	8-11	.727	4	4	8	8.0	2	1	3	1	1	28	28.0	
at Wisconsin	11/12/13	*	35	5-11	.455	0-0	.000	2-3	.667	1	4	5	6.5	3	1	5	0	0	12	20.0	
UALR	11/16/13	*	31	10-11	.909	1-1	1.000	6-8	.750	2	3	5	6.0	2	5	2	1	1	27	22.3	
SOUTHERN U.	11/18/13	*	28	2-10	.200	0-1	.000	6-7	.857	6	3	9	6.8	4	4	2	1	1	10	19.3	
MIDDLE TENNESSEE	11/21/13	*	19	4-5	.800	0-0	.000	3-4	.750	0	4	4	6.2	2	2	3	0	2	11	17.6	
at Jacksonville	11/25/13	*	33	11-13	.846	0-0	.000	5-9	.556	1	4	5	6.0	1	3	2	1	0	27	19.2	
FLORIDA STATE	11/29/13	*	26	6-10	.600	0-1	.000	7-9	.778	3	1	4	5.7	4	1	0	0	0	19	19.1	
at UConn	12/2/13	*	37	8-13	.615	0-0	.000	3-5	.600	4	3	7	5.9	1	3	5	1	0	19	19.1	
KANSAS	12/10/13	*	30	1-5	.200	0-0	.000	10-12	.833	3	5	8	6.1	3	1	2	0	0	12	18.3	
vs Memphis	12/17/13	*	30	8-13	.615	0-0	.000	6-6	1.000	0	4	4	5.9	2	0	1	1	0	22	18.7	
vs Fresno State	12/21/13	*	30	8-11	.727	0-0	.000	0-0	.000	1	4	5	5.8	3	2	0	0	0	16	18.5	
SAVANNAH STATE	12/29/13	*	21	5-8	.625	0-0	.000	0-2	.000	3	1	4	5.7	2	1	5	1	1	10	17.8	
RICHMOND	1/4/14	*	30	5-11	.455	0-0	.000	2-5	.400	3	4	7	5.8	3	3	1	0	2	12	17.3	
SOUTH CAROLINA	1/8/14	*	18	5-5	1.000	0-0	.000	3-5	.600	0	2	2	5.5	2	3	2	1	2	13	17.0	
at Auburn	01/18/14		29	8-10	.800	0-0	.000	5-7	.714	2	4	6	5.5	2	1	1	0	1	21	17.3	
at Alabama	1/23/14	*	30	6-16	.375	0-0	.000	2-3	.667	2	4	6	5.6	4	0	0	3	0	14	17.1	
TENNESSEE	1/25/14	*	22	5-7	.714	0-0	.000	2-3	.667	0	3	3	5.4	4	0	1	0	0	12	16.8	
at Mississippi State	01/30/14	*	31	7-8	.875	0-0	.000	2-7	.286	3	4	7	5.5	0	0	3	1	0	16	16.7	
TEXAS A&M	2/1/14		21	3-5	.600	0-0	.000	1-2	.500	0	1	1	5.3	1	1	2	0	0	7	16.2	
MISSOURI	2/4/14	*	21	2-4	.500	0-0	.000	1-2	.500	1	2	3	5.2	2	0	0	0	0	5	15.7	
ALABAMA	2/8/14	*	33	7-11	.636	0-0	.000	1-1	1.000	3	3	6	5.2	3	3	0	0	0	15	15.6	
at Tennessee	02/11/14	*	25	2-7	.286	1-1	1.000	4-6	.667	3	5	8	5.3	2	1	4	1	0	9	15.3	
at Kentucky	02/15/14	*	33	8-9	.889	0-0	.000	8-12	.667	1	3	4	5.3	1	1	2	0	4	24	17.2	
AUBURN	2/19/14	*	31	6-8	.750	0-0	.000	4-5	.800	3	6	9	5.4	1	2	4	0	2	16	15.7	
at Ole Miss	2/22/14	*	27	3-10	.300	0-1	.000	1-2	.500	2	3	5	5.4	2	2	3	0	0	7	15.4	
Totals			23	705	145-236	.614	2-5	.400	92-136	.676	51	84	135	5.4	56	41	53	13	17	384	15.4

Games played: 25
 Minutes/game: 28.2
 Points/game: 15.4
 FG Pct: 61.4
 3FG Pct: 40.0
 FT Pct: 67.6

Rebounds/game: 5.4
 Assists/game: 1.6
 Turnovers/game: 2.1
 Assist/turnover ratio: 0.8
 Steals/game: 0.7
 Blocks/game: 0.5

Season	gp-gs	min/avg	Total		3-Point		F-Throws		Rebounds				Scoring							
			fg-fga	pct	fg-fga	pct	ft-fa	pct	off	def	tot	avg	pf	fo	ast	to	blk	stl	pts	avg
2010-11	33-2	222/6.7	17-39	.436	4-15	.267	0-0	.000	13	24	37	1.1	20	0	12	18	2	7	38	1.2
2011-12	28-0	266/9.5	22-60	.367	2-5	.400	11-28	.393	28	21	49	1.8	45	2	8	21	8	12	57	2.0
2012-13	29-2	497/17.1	79-127	.622	2-7	.286	21-36	.583	40	66	106	3.7	56	2	29	30	16	25	181	6.2
2013-14	25-23	705/28.2	145-236	.614	2-5	.400	92-136	.676	51	84	135	5.4	56	0	41	53	13	17	384	15.4
TOTAL	115-27	1690/14.7	263-462	.569	10-32	.313	124-200	.620	132	195	327	2.8	177	4	90	122	39	61	660	5.7

A hard-working athletic forward who loves physical play and rebounding on both ends of the floor...Able to easily navigate traffic with his ball-handing skills to generate scoring opportunities...AS A SENIOR IN 2013-14...Exploded for a career-best 28 points in UF's season opener vs. UNF...Played a career-high 35 minutes at Wisconsin...Went 10-for-11 from the field and set a new career-best five assists vs. UALR...Grabbed a team-high nine boards against Southern, matching a career-best, and led the team with four assists...With his 11 points against the MTSU Raiders, he has scored in double digits in every game this season, the only member of the team to do so...Shot 11-for-13 from the field at Jacksonville, finishing with 27 points, 5 rebounds, three assists and one block...Went 6-10 from the field and 7-9 from the charity stripe against Florida State...Recorded his eighth double-figure scoring game of the season, leading the Gators in scoring (19) for the fifth time this year in a career-long 37 minutes of play...Shot a career-best 10-for-12 from the free-throw line against Kansas...Finished the Jimmy V. Classic vs. Memphis with a game-high 22 points - his fourth 20+ point game of the season - shooting a perfect 6-for-6 from the free-throw line and scoring the team's final eight points of the game...Put up 16 points in the win over Fresno State to earn the 2013 Orange Bowl Classic MVP honor...Notched 13 points in the SEC-opening win over South Carolina - including 10 in the first half - to mark his 14th consecutive double-figure outing of the season...After sitting out two games due to a knee injury, made a strong return at Auburn, going 8-10 from the field and 5-7 from the free-throw line for a game-high 21 points...Attempted a career-high 16 shots from the field against Alabama and also recorded a career-best three blocks...Put up a game-high 16 points against the Mississippi State Bulldogs...Ended his streak of scoring in double digits in every game he's played, putting up seven against Texas A&M while playing limited minutes due to injury...Made his second trey of the season, the 10th of his career, in the big SEC win over Tennessee and led the Gators in rebounding for the sixth time this year...Scored a game-high 24 points for his sixth 20+ point game of the season, was 2-for-2 on three-point conversions, and recorded a personal-best four takeaways in the road win over Kentucky... Matched a career-best nine boards in the win over Auburn, coming up just one shy of a double-double after dropping 16 points and completing both of his three-point conversions for the second-consecutive game.

PRATHER HIGHLIGHTS


- Exploded for a career-high 28 points in the season opener vs. UNF on 10-for-15 shooting.
- Averaging a team-high 15.7 points per game.

PRATHER GAME HIGHS

Points	Season	28, vs. UNF (11/08/13)
	Career	Same
Rebounds	Season	9, 2x, last vs. Auburn (2/19/14)
	Career	9, 5x, last vs. Auburn (2/19/14)
Field Goals	Season	11, at Jacksonville (11/25/13)
	Career	Same
Field Goal Attempts	Season	16, at Alabama (1/23/14)
	Career	Same
3-Pointers	Season	1, 2x, last at Tennessee (2/11/14)
	Career	2, vs. NC A&T (11/18/10)
3-Point Attempts	Season	1, 4x, last at Tennessee (2/11/14)
	Career	4, vs. NC A&T (11/18/10)
Free Throws	Season	10, vs. Kansas (12/10/13)
	Career	Same
Free Throw Attempts	Season	12, 2x, last at Kentucky (2/15/14)
	Career	Same
Assists	Season	5, vs. UALR (11/16/13)
	Career	Same
Steals	Season	4, at Kentucky (2/15/14)
	Career	Same
Blocked Shots	Season	3, at Alabama (1/23/14)
	Career	Same
Minutes Played	Season	37, at UConn (12/2/13)
	Career	Same

#25 DEVON WALKER

SOPHOMORE | G/F | 6-6 | 191 | WINTER HAVEN, FLA. | WINTER HAVEN



Opponent	Date	gs	min	Total		3-Pointers		Free throws		Rebounds							pts	avg			
				fg-fga	pct	3fg-fga	pct	ft-fa	pct	off	def	tot	avg	pf	a	t/o			blk	stl	
NORTH FLORIDA	11/8/13	*	17	1-2	.500	0-0	.000	2-2	1.000	1	0	1	1.0	2	0	2	0	0	4	4.0	
at Wisconsin	11/12/13	*	17	0-3	.000	0-2	.000	0-0	.000	1	0	1	1.0	1	0	3	1	0	0	2.0	
UALR	11/16/13	*	27	0-4	.000	0-3	.000	0-0	.000	1	2	3	1.7	1	2	2	1	1	0	1.3	
SOUTHERN U.	11/18/13	*	29	4-9	.444	1-5	.200	1-2	.500	1	2	3	2.0	1	2	1	0	1	10	3.5	
MIDDLE TENNESSEE	11/21/13	*	32	2-5	.400	2-4	.500	4-4	1.000	0	1	1	1.8	2	1	0	0	2	10	4.8	
at Jacksonville	11/25/13	*	7	0-0	.000	0-0	.000	0-0	.000	0	0	0	1.5	0	1	0	0	0	0	4.0	
at UConn	12/2/13		2	0-0	.000	0-0	.000	0-0	.000	0	0	0	1.3	0	0	0	0	1	0	3.4	
vs Memphis	12/17/13		2	0-0	.000	0-0	.000	2-3	.667	0	0	0	1.1	0	0	1	0	0	2	3.3	
vs Fresno State	12/21/13		12	1-2	.500	1-1	1.000	1-2	.500	0	0	0	1.0	0	1	1	1	0	4	3.3	
SAVANNAH STATE	12/29/13		23	2-3	.667	1-2	.500	3-5	.600	0	7	7	1.6	2	1	1	1	0	8	3.8	
RICHMOND	1/4/14		9	1-2	.500	1-2	.500	0-0	.000	0	0	0	1.5	0	0	1	0	0	3	3.7	
SOUTH CAROLINA	1/8/14		19	1-2	.500	0-1	.000	0-0	.000	1	3	4	1.7	1	0	1	1	1	2	3.6	
at Arkansas	01/11/14	*	23	0-4	.000	0-4	.000	2-2	1.000	1	5	6	2.0	1	1	2	2	2	2	3.5	
GEORGIA	1/14/14		22	1-4	.250	1-2	.500	0-0	.000	1	1	2	2.0	2	2	0	2	0	3	3.4	
at Auburn	01/18/14		11	0-2	.000	0-2	.000	0-0	.000	0	1	1	1.9	1	0	0	0	0	0	3.2	
at Alabama	1/23/14		5	1-3	.333	1-3	.333	0-0	.000	0	0	0	1.8	1	1	0	0	0	3	3.2	
TENNESSEE	1/25/14		13	0-1	.000	0-1	.000	0-0	.000	0	0	0	1.7	0	0	0	1	0	0	3.0	
at Mississippi State	01/30/14		6	0-1	.000	0-1	.000	0-0	.000	0	1	1	1.7	1	0	0	0	0	0	2.8	
MISSOURI	2/4/14		6	0-2	.000	0-2	.000	0-0	.000	0	0	0	1.6	0	0	0	0	0	0	2.7	
ALABAMA	2/8/14		3	0-0	.000	0-0	.000	0-0	.000	0	0	0	1.5	1	0	0	0	0	0	2.6	
at Tennessee	02/11/14		8	2-2	1.000	2-2	1.000	0-0	.000	0	0	0	1.4	1	0	0	0	1	6	2.7	
at Kentucky	02/15/14		5	0-2	.000	0-1	.000	0-0	.000	0	1	1	1.4	2	1	1	0	0	0	2.6	
AUBURN	2/19/14		14	2-3	.667	2-3	.667	0-0	.000	0	1	1	1.4	2	2	0	0	0	6	2.7	
at Ole Miss	2/22/14		15	2-6	.333	2-6	.333	1-2	.500	1	0	1	1.4	0	1	0	0	2	7	2.9	
Totals			7	327	20-62	.323	14-47	.298	16-22	.727	8	25	33	1.4	22	16	16	10	11	70	2.9

Games played: 24
 Minutes/game: 13.6
 Points/game: 2.9
 FG Pct: 32.3
 3FG Pct: 29.8
 FT Pct: 72.7

Rebounds/game: 1.4
 Assists/game: 0.7
 Turnovers/game: 0.7
 Assist/turnover ratio: 1.0
 Steals/game: 0.5
 Blocks/game: 0.4

Season	gp-gs	min/avg	Total		3-Point		F-Throws		Rebounds				Scoring							
			fg-fga	pct	fg-fga	pct	ft-fa	pct	off	def	tot	avg	pf	fo	ast	to	blk	stl	pts	avg
2012-13	25-0	99/4.0	4-22	.182	1-7	.143	11-14	.786	6	11	17	0.7	10	0	2	3	4	2	20	0.8
2013-14	24-7	327/13.6	20-62	.323	14-47	.298	16-22	.727	8	25	33	1.4	22	0	16	16	10	11	70	2.9
TOTAL	49-7	426/8.7	24-84	.286	15-54	.278	27-36	.750	14	36	50	1.0	32	0	18	19	14	13	90	1.8

Appeared in 25 games as a freshman...Athletic and versatile wing player with the ability to contribute at three positions... AS A SOPHOMORE 2013-14...Made his first career start in the season opener vs. UNF...Had a career day against Southern, going 4-for-9 from the field, including his first 3-pointer of the season and second of his career...Made a career-best two 3-pointers vs. MTSU. Finished with 10 points, going a perfect 4-for-4 from the free-throw line, in 32 minutes against the Raiders - all career highs...Pulled down a personal-best seven boards against Savannah State, matching a team-high in the game...Notched a career-best two blocks and two takeaways at Arkansas...Tied a career-high in blocked shots and assists with two each in the win over Georgia...Shot a personal best 2-for-2 from beyond the arc at Tennessee... Matched a career best with two made 3-pointers in the win over Auburn... Matched a career-best by shooting 2-of-6 from long range at Ole Miss.

D. WALKER HIGHLIGHTS

- Saw time in 25 games as a freshman.
- Totaled a career-best 10 points in the wins over Southern and MTSU.

D. WALKER GAME HIGHS

Points	
Season	10, 2x, last vs. MTSU (11/21/13)
Career	Same
Rebounds	
Season	7, vs. Savannah State (12/29/13)
Career	Same
Field Goals	
Season	4, vs. Southern (11/18/13)
Career	Same
Field Goal Attempts	
Season	9, vs. Southern (11/18/13)
Career	Same
3-Pointers	
Season	2, 4x, last at Ole Miss (2/22/14)
Career	Same
3-Point Attempts	
Season	6, at Ole Miss (2/22/14)
Career	Same
Free Throws	
Season	4, vs. MTSU (11/21/13)
Career	Same
Free Throw Attempts	
Season	5, vs. Savannah State (12/29/13)
Career	Same
Assists	
Season	2, 4x, last vs. Auburn (2/19/14)
Career	Same
Steals	
Season	2, 2x, last at Arkansas (1/11/14)
Career	2, 3x, last at Arkansas (1/11/14)
Blocked Shots	
Season	2, 2x, last vs. Georgia (1/14/14)
Career	Same
Minutes Played	
Season	32, vs. MTSU (11/21/13)
Career	Same

#30 JACOB KURTZ

JUNIOR | FORWARD | 6-6 | 210 | OVIEDO, FLA. | HAGERTY



Opponent	Date	gs	min	Total		3-Pointers		Free throws		Rebounds				pf	a	t/o	blk	stl	pts	avg
				fg-fga	pct	3fg-fga	pct	ft-fa	pct	off	def	tot	avg							
NORTH FLORIDA	11/8/13	26	1-4	.250	0-0	.000	2-2	1.000	0	5	5	5.0	0	1	1	0	0	4	4.0	
at Wisconsin	11/12/13	21	0-1	.000	0-0	.000	1-2	.500	1	5	6	5.5	1	0	0	0	1	1	2.5	
UALR	11/16/13	12	3-3	1.000	0-0	.000	0-1	.000	1	2	3	4.7	1	0	0	0	1	6	3.7	
SOUTHERN U.	11/18/13	15	2-2	1.000	0-0	.000	1-2	.500	2	3	5	4.8	0	0	0	0	0	5	4.0	
MIDDLE TENNESSEE	11/21/13	27	1-4	.250	0-0	.000	1-1	1.000	1	1	2	4.2	2	0	0	0	1	3	3.8	
at Jacksonville	11/25/13	19	1-1	1.000	0-0	.000	0-0	.000	0	1	1	3.7	3	1	0	1	1	2	3.5	
FLORIDA STATE	11/29/13	18	3-4	.750	0-0	.000	2-3	.667	3	2	5	3.9	3	1	0	0	0	8	4.1	
at UConn	12/2/13	6	0-0	.000	0-0	.000	0-0	.000	0	0	0	3.4	1	0	1	0	0	0	3.6	
KANSAS	12/10/13	1	0-0	.000	0-0	.000	0-0	.000	0	0	0	3.0	0	0	0	0	0	0	3.2	
vs Memphis	12/17/13	1	0-0	.000	0-0	.000	0-0	.000	0	1	1	2.8	0	0	0	0	0	0	2.9	
vs Fresno State	12/21/13	2	0-1	.000	0-0	.000	0-2	.000	1	0	1	2.6	0	0	0	0	0	0	2.6	
SAVANNAH STATE	12/29/13	10	0-1	.000	0-0	.000	0-0	.000	1	2	3	2.7	0	0	1	0	1	0	2.4	
SOUTH CAROLINA	1/8/14	10	0-0	.000	0-0	.000	0-0	.000	0	0	0	2.5	0	0	2	0	0	0	2.2	
at Arkansas	01/11/14	10	2-2	1.000	0-0	.000	0-0	.000	0	1	1	2.4	1	1	1	0	0	4	2.4	
GEORGIA	1/14/14	10	1-1	1.000	0-0	.000	0-1	.000	0	0	0	2.2	0	0	0	0	0	2	2.3	
at Auburn	01/18/14	5	0-0	.000	0-0	.000	0-0	.000	0	0	0	2.1	0	1	1	0	1	0	2.2	
TENNESSEE	1/25/14	2	0-0	.000	0-0	.000	0-0	.000	1	0	1	2.0	0	0	0	0	0	0	2.1	
at Mississippi State	01/30/14	3	0-0	.000	0-0	.000	1-2	.500	1	1	2	2.0	0	0	0	0	0	1	2.0	
TEXAS A&M	2/1/14	6	2-2	1.000	0-0	.000	0-0	.000	0	1	1	1.9	0	1	1	0	0	4	2.1	
AUBURN	2/19/14	5	0-0	.000	0-0	.000	0-0	.000	0	0	0	1.9	1	0	0	0	0	0	2.0	
at Ole Miss	2/22/14	2	0-0	.000	0-0	.000	0-0	.000	0	0	0	1.8	0	1	0	0	0	0	1.9	
Totals		0	211	16-26	.615	0-0	.000	8-16	.500	12	25	37	1.8	13	7	8	1	6	40	1.9

Games played: 21
 Minutes/game: 10.0
 Points/game: 1.9
 FG Pct: 61.5
 FT Pct: 50.0

Rebounds/game: 1.8
 Assists/game: 0.3
 Turnovers/game: 0.4
 Assist/turnover ratio: 0.9
 Steals/game: 0.3
 Blocks/game: 0.0

Season	gp-gs	min/avg	Total		3-Point		F-Throws		Rebounds				Scoring							
			fg-fga	pct	fg-fga	pct	ft-fa	pct	off	def	tot	avg	pf	fo	ast	to	blk	stl	pts	avg
2011-12	4-0	8/2.0	0-0	.000	0-0	.000	2-2	1.000	0	1	1	0.3	0	0	0	0	0	2	0.5	
2012-13	20-0	40/2.0	5-8	.625	1-1	1.000	1-2	.500	4	7	11	0.6	5	0	2	0	0	12	0.6	
2013-14	21-0	211/10.0	16-26	.615	0-0	.000	8-16	.500	12	25	37	1.8	13	0	7	8	1	6	40	1.9
TOTAL	45-0	259/5.8	21-34	.618	1-1	1.000	11-20	.550	16	33	49	1.1	18	0	9	8	1	8	54	1.2

Has appeared in 24 career games in two seasons as a walk on...Scored five points in the Gators' home win over Georgia on Jan. 9, 2013...Earned a spot on the roster in Oct. 2011...Enrolled at UF in Fall 2010 and was a basketball manager during the 2010-11 season...AS A JUNIOR IN 2013-14...Saw his first extended action in UF's season opener vs. UNF, logging 26 minutes and posting four points and five rebounds...Grabbed a career-best six rebounds at Wisconsin...Totaled a career-high six points against the UALR Trojans, going 3-for-3 from the field...Converted his first career three-point play in a career-long 27 minutes in the win over Middle Tennessee...Blocked the first shot of his collegiate career in the win over Jacksonville...Scored a career-high eight points against the Seminoles and grabbed five rebounds...Saw limited playing time in the OT-win over the Razorbacks recording one assist...Had one takeaway and one assist in the win over the Auburn Tigers...Scored four points, on 2-of-2 shooting, in the paint against Texas A&M... Saw action for the first time in five games with an appearance against Auburn.

KURTZ HIGHLIGHTS


- Earned a spot on the roster as a walk-on in Oct. 2011 after serving as a manager during the 2010-11 season.
- Saw his first extended action in UF's season opener, logging 26 minutes and posting four points and five rebounds.

KURTZ GAME HIGHS

Points	8, vs. FSU (11/29/13)
Season	8, vs. FSU (11/29/13)
Career	Same
Rebounds	6, at Wisconsin (11/12/13)
Season	6, at Wisconsin (11/12/13)
Career	Same
Field Goals	3, 2x, last vs. FSU (11/29/13)
Season	3, 2x, last vs. FSU (11/29/13)
Career	Same
Field Goal Attempts	4, 3x, last vs. FSU (11/29/13)
Season	4, 3x, last vs. FSU (11/29/13)
Career	Same
3-Pointers	---
Season	---
Career	1, vs. Georgia (1/9/13)
3-Point Attempts	---
Season	---
Career	1, vs. Georgia (1/9/13)
Free Throws	2, 2x, last vs. FSU (11/29/13)
Season	2, 2x, last vs. FSU (11/29/13)
Career	2, 3x, last vs. FSU (11/29/13)
Free Throw Attempts	3, vs. FSU (11/29/13)
Season	3, vs. FSU (11/29/13)
Career	Same
Assists	1, 7x, last at Ole Miss (2/22/14)
Season	1, 7x, last at Ole Miss (2/22/14)
Career	1, 9x, last at Ole Miss (2/22/14)
Steals	1, 6x, last at Auburn (1/18/14)
Season	1, 6x, last at Auburn (1/18/14)
Career	1, 8x, last at Auburn (1/18/14)
Blocked Shots	1, at Jacksonville (11/25/13)
Season	1, at Jacksonville (11/25/13)
Career	Same
Minutes Played	27, vs. MTSU (11/21/13)
Season	27, vs. MTSU (11/21/13)
Career	Same

#42 BILLY DONOVAN

JUNIOR (R) | GUARD | 6-2 | 195 | GAINESVILLE, FLA. | CATHOLIC UNIVERSITY



Opponent	Date	gs	min	fg-fga	pct	3fg-fga	pct	ft-fa	pct	off	def	tot	avg	pf	a	t/o	blk	stl	pts	avg
NORTH FLORIDA	11/8/13		3	0-0	.000	0-0	.000	0-0	.000	0	0	0	0.0	0	0	0	0	0	0	0.0
UALR	11/16/13		2	0-1	.000	0-1	.000	0-0	.000	0	0	0	0.0	0	1	0	0	0	0	0.0
SOUTHERN U.	11/18/13		2	0-0	.000	0-0	.000	0-0	.000	0	0	0	0.0	0	0	0	0	0	0	0.0
MIDDLE TENNESSEE	11/21/13		7	0-2	.000	0-2	.000	2-2	1.000	0	0	0	0.0	0	0	0	0	1	2	0.5
at Jacksonville	11/25/13		5	0-1	.000	0-1	.000	0-0	.000	0	1	1	0.2	1	1	1	0	0	0	0.4
vs Fresno State	12/21/13		2	0-0	.000	0-0	.000	0-0	.000	0	0	0	0.2	0	0	0	0	0	0	0.3
SAVANNAH STATE	12/29/13		4	0-1	.000	0-0	.000	2-2	1.000	0	0	0	0.1	1	0	0	0	0	2	0.6
SOUTH CAROLINA	1/8/14		2	0-0	.000	0-0	.000	0-0	.000	0	0	0	0.1	2	1	0	0	0	0	0.5
GEORGIA	1/14/14		3	0-0	.000	0-0	.000	0-0	.000	0	0	0	0.1	2	0	1	0	1	0	0.4
at Auburn	01/18/14		0	0-0	.000	0-0	.000	0-0	.000	0	0	0	0.1	0	0	0	0	0	0	0.4
TENNESSEE	1/25/14		2	0-1	.000	0-1	.000	0-0	.000	0	0	0	0.1	0	0	0	0	0	0	0.4
TEXAS A&M	2/1/14		6	0-2	.000	0-2	.000	0-0	.000	0	2	2	0.3	0	0	0	0	0	0	0.3
Totals		0	38	0-8	.000	0-7	.000	4-4	1.000	0	3	3	0.3	6	3	2	0	2	4	0.3

Games played: 12
 Minutes/game: 3.2
 Points/game: 0.3
 FG Pct: 0.0
 3FG Pct: 0.0
 FT Pct: 100.0

Rebounds/game: 0.3
 Assists/game: 0.3
 Turnovers/game: 0.2
 Assist/turnover ratio: 1.5
 Steals/game: 0.2

DONOVAN HIGHLIGHTS

- Son of head coach Billy Donovan, sat out 2012-13 as a transfer redshirt from D-III Catholic University.
- Averaged 4.0 points and 1.7 rebounds in 46 games (19 starts) over two seasons at CUA.

Season	gp-gs	min/avg	Total		3-Point		F-Throws		Rebounds				Scoring							
			fg-fga	pct	fg-fga	pct	ft-fa	pct	off	def	tot	avg	pf	fo	ast	to	blk	stl	pts	avg
2010-11*	19-0	82/4.3	10-25	.400	4-13	.308	3-6	.500	2	7	9	0.5	10	0	6	10	0	2	27	1.4
2011-12*	27-19	496/18.4	46-132	.348	32-93	.344	34-48	.708	18	50	68	2.5	38	0	49	39	0	11	158	5.9
2013-14	12-0	38/3.2	0-8	.000	0-7	.000	4-4	1.000	0	3	3	0.3	6	0	3	2	0	2	4	0.3
TOTAL	12-0	38/3.2	0-8	.000	0-7	.000	4-4	1.000	0	3	3	0.3	6	0	3	2	0	2	4	0.3
All*	58-19	616/10.6	56-165	.339	36-113	.319	41-58	.707	20	60	80	1.4	54	0	58	51	0	15	189	3.3

Eligible to compete after sitting out 2012-13 as a transfer...Walk-on guard who will be part of Florida's scout team in practice...Son of head coach Billy Donovan...AS A JUNIOR IN 2013-14...Made his Gator debut in the season opener vs. UNF...Saw action in the win over UALR...Played seven minutes against the MTSU Raiders, shooting 2-for-2 from the free throw line to record his first points as a Gator...Grabbed his first board as a Gator in the win over the Jacksonville Dolphins...Shot a perfect 2-of-2 from the free-throw line in four minutes of playing time vs. Savannah State...Saw limited playing time against the Gamecocks and recorded one assist...Recorded a season-tying one takeaway against Georgia...Took a charge for the Gators in the final minutes of the Tennessee game...Clocked in against Texas A&M with six minutes left and pulled down two boards, a personal best donning the Orange and Blue.

DONOVAN GAME HIGHS

Category	Value	Opponent	Date
Points			
Season	2, 2x, last vs. Savannah State (12/29/13)		
Career	18, vs. Haverford (11/28/11)*		
Rebounds			
Season	2, vs. Texas A&M (2/1/14)		
Career	5, 2x, last vs. Gwynedd-Mercy (2/29/12)*		
Field Goals			
Season	---		
Career	5, 2x, last vs. Mt. Aloysius (12/12/11)*		
Field Goal Attempts			
Season	2, 2x, last vs. Texas A&M (2/1/14)		
Career	10, vs. Dickinson College (11/19/11)*		
3-Pointers			
Season	---		
Career	4, 2x, last vs. Haverford (11/19/11)*		
3-Point Attempts			
Season	2, 2x, last vs. Texas A&M (2/1/14)		
Career	7, vs. Dickinson College (11/19/11)*		
Free Throws			
Season	2, 2x, last vs. Savannah State (12/29/13)		
Career	5, at Richard Stockton (12/10/11)*		
Free Throw Attempts			
Season	2, 2x, last vs. Savannah State (12/29/13)		
Career	6, 2x, last at Richard Stockton (12/10/11)*		
Assists			
Season	1, 3x, last vs. South Carolina (1/8/14)		
Career	5, at Juniata College (2/10/12)*		
Steals			
Season	1, 2x, last vs. Georgia (1/14/14)		
Career	2, vs. DeSales (12/7/11)*		
Blocked Shots			
Season	---		
Career	---		
Minutes Played			
Season	7, vs. MTSU (11/21/13)		
Career	31, vs. Alvernia (3/4/12)*		

UNAVAILABLE FOR THE SEASON

#1 ELI CARTER

JUNIOR | GUARD | 6-2 | 200 | PATERSON, N.J. | RUTGERS



Opponent	Date	gs	min	fg-fga	pct	3fg-fga	pct	ft-fa	pct	off	def	tot	avg	pf	a	t/o	blk	stl	pts	avg
NORTH FLORIDA	11/8/13	19	1-6	.167	1-4	.250	0-0	.000	0	2	2	2.0	1	1	1	0	0	0	3	3.0
at Wisconsin	11/12/13	10	0-1	.000	0-1	.000	0-0	.000	0	0	0	1.0	2	0	0	0	0	0	0	1.5
UALR	11/16/13	6	0-2	.000	0-1	.000	0-0	.000	0	0	0	0.7	0	0	0	0	0	0	0	1.0
SOUTHERN U.	11/18/13	10	0-2	.000	0-2	.000	0-0	.000	0	0	0	0.5	0	0	1	0	0	0	0	0.8
MIDDLE TENNESSEE	11/21/13	3	0-2	.000	0-0	.000	0-0	.000	2	0	2	0.8	2	0	0	0	0	0	0	0.6
at Jacksonville	11/25/13	3	0-1	.000	0-1	.000	0-0	.000	0	0	0	0.7	0	1	0	0	0	0	0	0.5
FLORIDA STATE	11/29/13	2	0-0	.000	0-0	.000	0-2	.000	0	1	1	0.7	0	0	1	0	0	0	0	0.4
Totals		0	53	1-14	.071	1-9	.111	0-2	.000	2	3	5	0.7	5	2	3	0	0	3	0.4

Season	gp-gs	min/avg	Total		3-Point		F-Throws		Rebounds				Scoring							
			fg-fga	pct	fg-fga	pct	ft-fa	pct	off	def	tot	avg	pf	fo	ast	to	blk	stl	pts	avg
2011-12*	32-28	952/29.8	153-374	.409	55-156	.353	80-115	.696	16	82	98	3.1	81	2	68	88	3	42	441	13.8
2012-13*	24-18	692/28.8	112-292	.384	39-122	.320	95-110	.864	6	62	68	2.8	61	2	50	66	2	25	358	14.9
2013-14	7-0	53/7.6	1-14	.071	1-9	.111	0-2	.000	2	3	5	0.7	5	0	2	3	0	0	3	0.4
TOTAL	7-0	53/7.6	1-14	.071	1-9	.111	0-2	.000	2	3	5	0.7	5	0	2	3	0	0	3	0.4
All*	63-46	1697/26.9	266-680	.391	95-287	.331	175-227	.771	24	147	171	2.7	147	4	120	157	5	67	802	12.7

A skilled scorer who totaled 799 career points in two seasons at Rutgers...Enrolled at UF in summer 2013 and was granted an NCAA waiver to compete immediately...Averaged 14.3 points per game with the Scarlet Knights...Had a career game with 31 points in Rutgers' 2OT win over the Gators in 2011...AS A JUNIOR IN 2013-14...Made his UF debut vs. UNF, hitting a 3-pointer...Grabbed two offensive boards in the win over Middle Tennessee.

CARTER HIGHLIGHTS

- Skilled scorer who totaled 799 career points in two seasons at Rutgers.

#12 DILLON GRAHAM

SOPHOMORE | GUARD | 6-4 | 186 | ORLANDO, FLA. | FIRST ACADEMY



Opponent	Date	gs	min	fg-fga	pct	3fg-fga	pct	ft-fa	pct	off	def	tot	avg	pf	a	t/o	blk	stl	pts	avg
NORTH FLORIDA	11/8/13	8	0-2	.000	0-1	.000	0-0	.000	0	0	0	0.0	0	0	0	0	0	0	0	0.0
Totals		0	8	0-2	.000	0-1	.000	0-0	.000	0	0	0	0.0	0	0	0	0	0	0	0.0

Season	gp-gs	min/avg	Total		3-Point		F-Throws		Rebounds				Scoring							
			fg-fga	pct	fg-fga	pct	ft-fa	pct	off	def	tot	avg	pf	fo	ast	to	blk	stl	pts	avg
2012-13	23-0	81/3.5	5-19	.263	1-10	.100	0-0	.000	0	4	4	0.2	4	0	5	4	1	1	11	0.5
2013-14	1-0	8/8.0	0-2	.000	0-1	.000	0-0	.000	0	0	0	0.0	0	0	0	0	0	0	0	0.0
TOTAL	24-0	89/3.7	5-21	.238	1-11	.091	0-0	.000	0	4	4	0.2	4	0	5	4	1	1	11	0.5

A gifted shooter who can come off screens and get his own shot...An athlete who has the ability to finish at the rim...AS A SOPHOMORE IN 2013-14...Played one game before having his season end due to bone spurs in his hips.

GRAHAM HIGHLIGHTS

- Appeared in 23 games as a freshman.

#31 ALEX MURPHY

SOPHOMORE (R) | FORWARD | 6-8 | 220 | WAKEFIELD, R.I. | DUKE



A midseason transfer from Duke who will sit out until the Fall 2014 semester is complete, due to NCAA transfer regulations...Averaged 1.9 points and 1.0 rebounds in 36 career appearances for the Blue Devils...Scored a career-high 11 at Miami on Jan. 23, 2013...Brother of Gator great Erik Murphy, who is now with the Chicago Bulls.

2013-14 Florida Basketball
 Florida Combined Team Statistics (as of Feb 22, 2014)
 All games

RECORD:	OVERALL	HOME	AWAY	NEUTRAL
ALL GAMES	25-2	15-0	8-2	2-0
CONFERENCE	14-0	7-0	7-0	0-0
NON-CONFERENCE	11-2	8-0	1-2	2-0

##	Player	gp-gs	min	avg	Total		3-Point		F-Throw		Rebounds				pf	dq	a	to	blk	stl	pts	avg
					fg-fga	fg%	3fg-fga	3fg%	ft-fa	ft%	off	def	tot	avg								
24	Prather, Casey	25-23	705	28.2	145-236	.614	2-5	.400	92-136	.676	51	84	135	5.4	56	0	41	53	13	17	384	15.4
05	Wilbekin, Scottie	22-21	749	34.0	88-223	.395	41-105	.390	86-113	.761	5	54	59	2.7	39	0	84	41	0	33	303	13.8
20	Frazier, Michael	27-22	806	29.9	107-238	.450	77-182	.423	41-48	.854	16	76	92	3.4	45	0	29	31	7	28	332	12.3
04	Young, Patric	27-25	703	26.0	114-205	.556	0-0	.000	63-104	.606	75	95	170	6.3	76	3	25	31	26	19	291	10.8
10	Finney-Smith, Dorian	25-2	643	25.7	73-202	.361	24-88	.273	53-82	.646	74	102	176	7.0	59	1	50	47	10	11	223	8.9
00	Hill, Kasey	21-8	491	23.4	38-101	.376	5-33	.152	37-58	.638	4	34	38	1.8	44	2	65	33	4	24	118	5.6
15	Yeguete, Will	27-27	650	24.1	48-105	.457	4-14	.286	46-71	.648	43	101	144	5.3	57	0	31	35	4	27	146	5.4
25	Walker, DeVon	24-7	327	13.6	20-62	.323	14-47	.298	16-22	.727	8	25	33	1.4	22	0	16	16	10	11	70	2.9
30	Kurtz, Jacob	21-0	211	10.0	16-26	.615	0-0	.000	8-16	.500	12	25	37	1.8	13	0	7	8	1	6	40	1.9
23	Walker, Chris	6-0	28	4.7	5-8	.625	0-0	.000	0-1	.000	2	5	7	1.2	7	0	0	2	4	0	10	1.7
01	Carter, Eli	7-0	53	7.6	1-14	.071	1-9	.111	0-2	.000	2	3	5	0.7	5	0	2	3	0	0	3	0.4
42	Donovan, Billy	12-0	38	3.2	0-8	.000	0-7	.000	4-4	1.000	0	3	3	0.3	6	0	3	2	0	2	4	0.3
12	Graham, Dillon	1-0	8	8.0	0-2	.000	0-1	.000	0-0	.000	0	0	0	0.0	0	0	0	0	0	0	0	0.0
11	Edwards, Lexx	9-0	14	1.6	0-1	.000	0-0	.000	0-0	.000	0	3	3	0.3	4	0	0	1	0	0	0	0.0
Team											43	40	83				1					
Total.....		27	5426		655-1431	.458	168-491	.342	446-657	.679	335	650	985	36.5	433	6	353	304	79	178	1924	71.3
Opponents.....		27	5424		562-1404	.400	154-448	.344	308-453	.680	277	555	832	30.8	541	-	263	369	81	148	1586	58.7

TEAM STATISTICS	UF	OPP	Date	Opponent	Score	Att.	
SCORING	1924	1586	11/8/13	NORTH FLORIDA	w 77-69	10550	
Points per game	71.3	58.7	11/12/13	at Wisconsin	L 53-59	17249	
Scoring margin	+12.5	-	11/16/13	UALR	w 86-56	8843	
FIELD GOALS-ATT	655-1431	562-1404	11/18/13	SOUTHERN U.	w 67-53	8002	
Field goal pct	.458	.400	11/21/13	MIDDLE TENNESSEE	w 79-59	9020	
3 POINT FG-ATT	168-491	154-448	11/25/13	at Jacksonville	w 86-60	5625	
3-point FG pct	.342	.344	11/29/13	FLORIDA STATE	w 67-66	12306	
3-pt FG made per game	6.2	5.7	12/2/13	at UConn	L 64-65	10167	
FREE THROWS-ATT	446-657	308-453	12/10/13	KANSAS	w 67-61	12423	
Free throw pct	.679	.680	1	12/17/13	vs Memphis	w 77-75	8062
F-Throws made per game	16.5	11.4	2	12/21/13	vs Fresno State	w 66-49	11214
REBOUNDS	985	832	12/29/13	SAVANNAH STATE	w 76-34	10508	
Rebounds per game	36.5	30.8	1/4/14	RICHMOND	w 67-58	12012	
Rebounding margin	+5.7	-	*	1/8/14	SOUTH CAROLINA	w 74-58	12147
ASSISTS	353	263	*	1/11/14	at Arkansas	Wot 84-82	18040
Assists per game	13.1	9.7	*	1/14/14	GEORGIA	w 72-50	12051
TURNOVERS	304	369	*	1/18/14	at Auburn	w 68-61	8683
Turnovers per game	11.3	13.7	*	1/23/14	at Alabama	w 68-62	11892
Turnover margin	+2.4	-	*	1/25/14	TENNESSEE	w 67-41	12475
Assist/turnover ratio	1.2	0.7	*	1/30/14	at Mississippi State	w 62-51	7989
STEALS	178	148	*	2/1/14	TEXAS A&M	w 69-36	12426
Steals per game	6.6	5.5	*	2/4/14	MISSOURI	w 68-58	12123
BLOCKS	79	81	*	2/8/14	ALABAMA	w 78-69	12520
Blocks per game	2.9	3.0	*	2/11/14	at Tennessee	w 67-58	18009
ATTENDANCE	169820	149495	*	2/15/14	at Kentucky	w 69-59	24425
Home games-Avg/Game	15-11321	10-13022	*	2/19/14	AUBURN	w 71-66	12414
Neutral site-Avg/Game	-	2-9638	*	2/22/14	at Ole Miss	w 75-71	8140

Score by Periods	1st	2nd	OT	Totals
Florida	878	1028	18	1924
Opponents	733	837	16	1586

* = Conference game
 1 = Jimmy V Classic, New York
 2 = Orange Bowl Classic, Sunrise, Fla.

2013-14 Florida Basketball
 Florida Combined Team Statistics (as of Feb 22, 2014)
 Conference games

RECORD:	OVERALL	HOME	AWAY	NEUTRAL
ALL GAMES	14-0	7-0	7-0	0-0
CONFERENCE	14-0	7-0	7-0	0-0
NON-CONFERENCE	0-0	0-0	0-0	0-0

##	Player	gp-gs	min	avg	Total		3-Point		F-Throw		Rebounds				pf	dq	a	to	blk	stl	pts	avg		
					fg-fga	fg%	3fg-fga	3fg%	ft-fta	ft%	off	def	tot	avg										
05	Wilbekin, Scottie	14-13	477	34.1	53-133	.398	29-72	.403	74-91	.813	3	30	33	2.4	24	0	52	26	0	14	209	14.9		
24	Prather, Casey	12-10	321	26.8	62-100	.620	1-2	.500	34-55	.618	20	40	60	5.0	24	0	14	22	6	9	159	13.3		
20	Frazier, Michael	14-14	429	30.6	56-137	.409	44-115	.383	21-25	.840	9	37	46	3.3	25	0	18	14	3	12	177	12.6		
04	Young, Patric	14-13	361	25.8	59-99	.596	0-0	.000	33-48	.688	37	56	93	6.6	41	2	13	16	13	6	151	10.8		
10	Finney-Smith, Dorian	14-1	375	26.8	38-110	.345	12-52	.231	24-37	.649	42	49	91	6.5	32	0	35	25	6	9	112	8.0		
15	Yeguete, Will	14-14	333	23.8	28-51	.549	1-7	.143	27-42	.643	22	55	77	5.5	32	0	14	16	1	14	84	6.0		
00	Hill, Kasey	12-4	280	23.3	15-46	.326	2-17	.118	18-30	.600	3	20	23	1.9	27	1	35	20	1	14	50	4.2		
25	Walker, DeVon	13-1	150	11.5	9-32	.281	8-28	.286	3-4	.750	4	13	17	1.3	13	0	8	4	6	6	29	2.2		
23	Walker, Chris	6-0	28	4.7	5-8	.625	0-0	.000	0-1	.000	2	5	7	1.2	7	0	0	2	4	0	10	1.7		
30	Kurtz, Jacob	9-0	53	5.9	5-5	1.000	0-0	.000	1-3	.333	2	3	5	0.6	2	0	4	5	0	1	11	1.2		
42	Donovan, Billy	5-0	13	2.6	0-3	.000	0-3	.000	0-0	.000	0	2	2	0.4	4	0	1	1	0	1	0	0.0		
11	Edwards, Lexx	4-0	6	1.5	0-1	.000	0-0	.000	0-0	.000	0	1	1	0.3	0	0	0	1	0	0	0	0.0		
Team											21	23	44											
Total.....		14	2826		330-725	.455	97-296	.328	235-336	.699	165	334	499	35.6	231	3	194	153	40	86	992	70.9		
Opponents.....		14	2824		289-717	.403	78-223	.350	166-249	.667	146	289	435	31.1	274	-	134	182	35	75	822	58.7		

TEAM STATISTICS	UF	OPP	Date	Opponent	Score	Att.			
SCORING	992	822	*	1/8/14	SOUTH CAROLINA	w	74-58	12147	
Points per game	70.9	58.7	*	1/11/14	at Arkansas	wot	84-82	18040	
Scoring margin	+12.1	-	*	1/14/14	GEORGIA	w	72-50	12051	
FIELD GOALS-ATT	330-725	289-717	*	1/18/14	at Auburn	w	68-61	8683	
Field goal pct	.455	.403	*	1/23/14	at Alabama	w	68-62	11892	
3 POINT FG-ATT	97-296	78-223	*	1/25/14	TENNESSEE	w	67-41	12475	
3-point FG pct	.328	.350	*	1/30/14	at Mississippi State	w	62-51	7989	
3-pt FG made per game	6.9	5.6	*	2/1/14	TEXAS A&M	w	69-36	12426	
FREE THROWS-ATT	235-336	166-249	*	2/4/14	MISSOURI	w	68-58	12123	
Free throw pct	.699	.667	*	2/8/14	ALABAMA	w	78-69	12520	
F-Throws made per game	16.8	11.9	*	2/11/14	at Tennessee	w	67-58	18009	
REBOUNDS	499	435	*	2/15/14	at Kentucky	w	69-59	24425	
Rebounds per game	35.6	31.1	*	2/19/14	AUBURN	w	71-66	12414	
Rebounding margin	+4.6	-	*	2/22/14	at Ole Miss	w	75-71	8140	
ASSISTS	194	134							
Assists per game	13.9	9.6							
TURNOVERS	153	182							
Turnovers per game	10.9	13.0							
Turnover margin	+2.1	-							
Assist/turnover ratio	1.3	0.7							
STEALS	86	75							
Steals per game	6.1	5.4							
BLOCKS	40	35							
Blocks per game	2.9	2.5							
ATTENDANCE	86156	97178							
Home games-Avg/Game	7-12308	7-13883							
Neutral site-Avg/Game	-	0-0							

* = Conference game
 1 = Jimmy V Classic, New York
 2 = Orange Bowl Classic, Sunrise, Fla.

Score by Periods	1st	2nd	OT	Totals
Florida	452	522	18	992
Opponents	402	404	16	822

2013-14 Florida Basketball
 Florida Category Leaders (as of Feb 22, 2014)
 All games

Points	G	Pts	Pts/G
Prather, Casey	25	384	15.4
Frazier, Michael	27	332	12.3
Wilbekin, Scottie	22	303	13.8
Young, Patric	27	291	10.8
Finney-Smith, Dorian	25	223	8.9
Yeguete, Will	27	146	5.4
Hill, Kasey	21	118	5.6
Walker, DeVon	24	70	2.9
Kurtz, Jacob	21	40	1.9
Walker, Chris	6	10	1.7
Donovan, Billy	12	4	0.3
Carter, Eli	7	3	0.4

Scoring Average	G	Pts	Avg/G
Prather, Casey	25	384	15.4
Wilbekin, Scottie	22	303	13.8
Frazier, Michael	27	332	12.3
Young, Patric	27	291	10.8
Finney-Smith, Dorian	25	223	8.9
Hill, Kasey	21	118	5.6
Yeguete, Will	27	146	5.4
Walker, DeVon	24	70	2.9
Kurtz, Jacob	21	40	1.9
Walker, Chris	6	10	1.7
Carter, Eli	7	3	0.4
Donovan, Billy	12	4	0.3

FG Percentage	FG	Att	Pct
Walker, Chris	5	8	.625
Kurtz, Jacob	16	26	.615
Prather, Casey	145	236	.614
Young, Patric	114	205	.556
Yeguete, Will	48	105	.457
Frazier, Michael	107	238	.450
Wilbekin, Scottie	88	223	.395
Hill, Kasey	38	101	.376
Finney-Smith, Dorian	73	202	.361
Walker, DeVon	20	62	.323
Carter, Eli	1	14	.071
Donovan, Billy	0	8	.000
Graham, Dillon	0	2	.000
Edwards, Lexx	0	1	.000

Field Goal Attempts	G	Att	Att/G
Frazier, Michael	27	238	8.8
Prather, Casey	25	236	9.4
Wilbekin, Scottie	22	223	10.1
Young, Patric	27	205	7.6
Finney-Smith, Dorian	25	202	8.1

Field Goals Made	G	Made	Made/G
Prather, Casey	25	145	5.8
Young, Patric	27	114	4.2
Frazier, Michael	27	107	4.0
Wilbekin, Scottie	22	88	4.0
Finney-Smith, Dorian	25	73	2.9

3-Point Percentage	3FG	Att	Pct
Frazier, Michael	77	182	.423
Prather, Casey	2	5	.400
Wilbekin, Scottie	41	105	.390
Walker, DeVon	14	47	.298
Yeguete, Will	4	14	.286
Finney-Smith, Dorian	24	88	.273
Hill, Kasey	5	33	.152
Carter, Eli	1	9	.111
Graham, Dillon	0	1	.000
Donovan, Billy	0	7	.000

3-Point FG Attempts	G	Att	Att/G
Frazier, Michael	27	182	6.7
Wilbekin, Scottie	22	105	4.8
Finney-Smith, Dorian	25	88	3.5
Walker, DeVon	24	47	2.0
Hill, Kasey	21	33	1.6

3-Point FG Made	G	Made	Made/G
Frazier, Michael	27	77	2.9
Wilbekin, Scottie	22	41	1.9
Finney-Smith, Dorian	25	24	1.0
Walker, DeVon	24	14	0.6
Hill, Kasey	21	5	0.2

Free Throw Percent	FG	Att	Pct
Donovan, Billy	4	4	1.000
Frazier, Michael	41	48	.854
Wilbekin, Scottie	86	113	.761
Walker, DeVon	16	22	.727
Prather, Casey	92	136	.676
Yeguete, Will	46	71	.648
Finney-Smith, Dorian	53	82	.646
Hill, Kasey	37	58	.638
Young, Patric	63	104	.606
Kurtz, Jacob	8	16	.500
Walker, Chris	0	1	.000
Carter, Eli	0	2	.000

Free Throw Attempts	G	Att	Att/G
Prather, Casey	25	136	5.4
Wilbekin, Scottie	22	113	5.1
Young, Patric	27	104	3.9
Finney-Smith, Dorian	25	82	3.3
Yeguete, Will	27	71	2.6

Free Throws Made	G	Made	Made/G
Prather, Casey	25	92	3.7
Wilbekin, Scottie	22	86	3.9
Young, Patric	27	63	2.3
Finney-Smith, Dorian	25	53	2.1
Yeguete, Will	27	46	1.7

2013-14 Florida Basketball
 Florida Category Leaders (as of Feb 22, 2014)
 All games

<u>Rebounds</u>	<u>G</u>	<u>Reb</u>	<u>Reb/G</u>
Finney-Smith, Dorian	25	176	7.0
Young, Patric	27	170	6.3
Yeguete, Will	27	144	5.3
Prather, Casey	25	135	5.4
Frazier, Michael	27	92	3.4

<u>Assists</u>	<u>G</u>	<u>No.</u>	<u>Ast/G</u>
Wilbekin, Scottie	22	84	3.8
Hill, Kasey	21	65	3.1
Finney-Smith, Dorian	25	50	2.0
Prather, Casey	25	41	1.6
Yeguete, Will	27	31	1.1

<u>Rebound Average</u>	<u>G</u>	<u>Reb</u>	<u>Avg/G</u>
Finney-Smith, Dorian	25	176	7.0
Young, Patric	27	170	6.3
Prather, Casey	25	135	5.4
Yeguete, Will	27	144	5.3
Frazier, Michael	27	92	3.4

<u>Steals</u>	<u>G</u>	<u>No.</u>	<u>Stl/G</u>
Wilbekin, Scottie	22	33	1.5
Frazier, Michael	27	28	1.0
Yeguete, Will	27	27	1.0
Hill, Kasey	21	24	1.1
Young, Patric	27	19	0.7

<u>Offensive Rebounds</u>	<u>G</u>	<u>No.</u>	<u>Avg/G</u>
Young, Patric	27	75	2.8
Finney-Smith, Dorian	25	74	3.0
Prather, Casey	25	51	2.0
Yeguete, Will	27	43	1.6
Frazier, Michael	27	16	0.6

<u>Blocked Shots</u>	<u>G</u>	<u>No.</u>	<u>Blk/G</u>
Young, Patric	27	26	1.0
Prather, Casey	25	13	0.5
Walker, DeVon	24	10	0.4
Finney-Smith, Dorian	25	10	0.4
Frazier, Michael	27	7	0.3

<u>Defensive Rebounds</u>	<u>G</u>	<u>No.</u>	<u>Avg/G</u>
Finney-Smith, Dorian	25	102	4.1
Yeguete, Will	27	101	3.7
Young, Patric	27	95	3.5
Prather, Casey	25	84	3.4
Frazier, Michael	27	76	2.8

<u>Minutes</u>	<u>G</u>	<u>No.</u>	<u>Min/G</u>
Frazier, Michael	27	806	29.9
Wilbekin, Scottie	22	749	34.0
Prather, Casey	25	705	28.2
Young, Patric	27	703	26.0
Yeguete, Will	27	650	24.1

<u>Fouls</u>	<u>G</u>	<u>No.</u>	<u>Per/G</u>
Young, Patric	27	76	2.8
Finney-Smith, Dorian	25	59	2.4
Yeguete, Will	27	57	2.1
Prather, Casey	25	56	2.2
Frazier, Michael	27	45	1.7

<u>Turnovers</u>	<u>G</u>	<u>No.</u>	<u>TO/G</u>
Prather, Casey	25	53	2.1
Finney-Smith, Dorian	25	47	1.9
Wilbekin, Scottie	22	41	1.9
Yeguete, Will	27	35	1.3
Hill, Kasey	21	33	1.6

<u>Foulsouts</u>	<u>G</u>	<u>No.</u>
Young, Patric	27	3
Hill, Kasey	21	2
Finney-Smith, Dorian	25	1

2013-14 Florida Basketball
 Florida Team Game-by-Game Comparison (as of Feb 22, 2014)
 All games

Opponent	1st	2nd	Score	Mar	Total FG	FG Pct	3-Pointers	3FG Pct	Free Throws	FT Pct	Rebounds	Assist	T/Over	Block	Steal	Fouls
NORTH FLORIDA	37/31	40/38	77-69	+8	24-54/26-64	.444/.406	2-10/9-24	.200/.375	27-32/8-15	.844/.533	35/37 (2)	11/14	13/17	4/2	9/6	12/24
Wisconsin	26/29	27/30	53-59	(6)	19-47/21-48	.404/.438	5-14/9-20	.357/.450	10-17/8-14	.588/.571	28/31 (3)	7/11	11/14	1/2	6/3	18/17
UALR	27/27	59/29	86-56	+30	31-60/22-61	.517/.361	6-17/2-11	.353/.182	18-29/10-12	.621/.833	40/36 +4	16/6	9/18	6/3	11/4	12/21
SOUTHERN U.	35/19	32/34	67-53	+14	24-60/18-46	.400/.391	6-20/3-16	.300/.188	13-19/14-25	.684/.560	43/29 +14	15/7	9/12	4/5	7/4	20/18
MIDDLE TENNESSEE	34/26	45/33	79-59	+20	25-50/20-47	.500/.426	4-12/6-19	.333/.316	25-30/13-18	.833/.722	31/26 +5	10/8	12/16	0/4	9/6	18/25
Jacksonville	48/29	38/31	86-60	+26	31-52/23-61	.596/.377	8-13/5-14	.615/.357	16-28/9-17	.571/.529	37/33 +4	19/11	9/12	4/0	7/5	15/20
FLORIDA STATE	31/28	36/38	67-66	+1	23-60/22-52	.383/.423	6-16/2-10	.375/.200	15-24/20-23	.625/.870	38/37 +1	15/10	9/12	3/6	6/5	18/20
UConn	29/30	35/35	64-65	(1)	25-51/23-53	.490/.434	3-9/11-24	.333/.458	11-17/8-11	.647/.727	34/26 +8	8/10	16/14	2/3	8/6	14/18
KANSAS	36/21	31/40	67-61	+6	20-54/19-44	.370/.432	7-14/8-19	.500/.421	20-34/15-19	.588/.789	30/40 (10)	12/11	8/24	1/6	10/5	19/25
Memphis	41/38	36/37	77-75	+2	28-54/27-57	.519/.474	7-16/6-18	.438/.333	14-19/15-18	.737/.833	37/26 +11	13/17	17/8	2/8	3/9	16/17
Fresno State	23/19	43/30	66-49	+17	24-57/16-50	.421/.320	5-18/4-17	.278/.235	13-21/13-19	.619/.684	47/24 +23	12/6	11/8	3/2	3/7	17/18
SAVANNAH STATE	34/11	42/23	76-34	+42	25-51/12-49	.490/.245	7-17/2-8	.412/.250	19-32/8-10	.594/.800	42/30 +12	11/6	13/20	7/3	8/9	11/23
RICHMOND	25/23	42/35	67-58	+9	26-56/24-55	.464/.436	5-19/9-25	.263/.360	10-19/1-3	.526/.333	44/22 +22	10/12	14/12	2/2	5/4	12/21
SOUTH CAROLINA	34/21	40/37	74-58	+16	26-45/18-41	.578/.439	5-19/5-10	.263/.500	17-24/17-26	.708/.654	25/28 (3)	16/9	15/21	4/0	10/7	19/20
Arkansas	35/36	31/30	84-82	+2	25-59/27-72	.424/.375	9-25/10-24	.360/.417	25-34/18-27	.735/.667	44/45 (1)	13/12	17/11	2/3	9/7	20/24
GEORGIA	36/16	36/34	72-50	+22	25-54/16-48	.463/.333	11-26/3-9	.423/.333	11-20/15-21	.550/.714	34/34 -	18/6	8/15	3/3	7/5	15/14
Auburn	33/32	35/29	68-61	+7	21-39/20-46	.538/.435	3-9/7-13	.333/.538	23-33/14-22	.697/.636	31/23 +8	10/10	14/15	3/2	11/7	18/25
Alabama	33/26	35/36	68-62	+6	23-61/22-57	.377/.386	10-28/2-12	.357/.167	12-18/16-22	.667/.727	42/39 +3	15/10	9/7	4/4	3/6	18/17
TENNESSEE	26/19	41/22	67-41	+26	26-54/15-56	.481/.268	5-16/1-19	.313/.053	10-13/10-14	.769/.714	35/40 (5)	8/6	6/13	1/1	4/1	17/19
Mississippi State	27/26	35/25	62-51	+11	24-52/23-54	.462/.426	6-20/4-14	.300/.286	8-19/1-6	.421/.167	38/30 +8	14/7	9/12	4/0	7/4	12/16
TEXAS A&M	34/17	35/19	69-36	+33	23-56/14-54	.411/.259	5-25/4-20	.200/.200	18-29/4-9	.621/.444	57/27 +30	11/6	12/10	4/1	5/3	13/22
MISSOURI	25/28	43/30	68-58	+10	19-43/21-53	.442/.396	6-20/8-21	.300/.381	24-33/8-12	.727/.667	33/32 +1	15/10	10/12	4/0	2/4	16/26
ALABAMA	36/36	42/33	78-69	+9	31-50/22-40	.620/.550	6-17/6-11	.353/.545	10-16/19-22	.625/.864	23/20 +3	22/13	13/16	4/4	4/8	21/18
Tennessee	33/34	34/24	67-58	+9	21-58/22-48	.362/.458	8-21/5-14	.381/.357	17-22/9-17	.773/.529	39/32 +7	10/8	12/15	2/9	10/7	17/18
Kentucky	28/31	41/28	69-59	+10	22-50/20-42	.440/.476	3-13/5-12	.231/.417	22-28/14-23	.786/.609	28/31 (3)	9/11	5/13	1/3	7/2	16/17
AUBURN	30/38	41/28	71-66	+5	20-50/22-46	.400/.478	8-24/10-19	.333/.526	23-28/12-17	.821/.706	36/22 +14	14/11	9/9	3/2	3/4	17/22
Ole Miss	42/42	33/29	75-71	+4	24-54/27-60	.444/.450	12-33/8-25	.364/.320	15-19/9-11	.789/.818	34/32 +2	19/15	14/13	1/3	4/10	12/16

Note: Game totals are displayed in the format TEAM/OPPONENT for each category

2013-14 Florida Basketball
 Florida Team Game-by-Game (as of Feb 22, 2014)
 All games

TEAM STATISTICS

Opponent	Date	Score	W	Total		3-Pointers		Free throws		Rebounds				pf	a	t/o	blk	stl	pts	avg
				fg-fga	pct	3fg-fga	pct	ft-fa	pct	off	def	tot	avg							
NORTH FLORIDA	11/8/13	77-69	W	24-54	.444	2-10	.200	27-32	.844	8	27	35	35.0	12	11	13	4	9	77	77.0
at Wisconsin	11/12/13	53-59	L	19-47	.404	5-14	.357	10-17	.588	6	22	28	31.5	18	7	11	1	6	53	65.0
UALR	11/16/13	86-56	W	31-60	.517	6-17	.353	18-29	.621	12	28	40	34.3	12	16	9	6	11	86	72.0
SOUTHERN U.	11/18/13	67-53	W	24-60	.400	6-20	.300	13-19	.684	18	25	43	36.5	20	15	9	4	7	67	70.8
MIDDLE TENNESSEE	11/21/13	79-59	W	25-50	.500	4-12	.333	25-30	.833	10	21	31	35.4	18	10	12	0	9	79	72.4
at Jacksonville	11/25/13	86-60	W	31-52	.596	8-13	.615	16-28	.571	10	27	37	35.7	15	19	9	4	7	86	74.7
FLORIDA STATE	11/29/13	67-66	W	23-60	.383	6-16	.375	15-24	.625	20	18	38	36.0	18	15	9	3	6	67	73.6
at UConn	12/2/13	64-65	L	25-51	.490	3-9	.333	11-17	.647	11	23	34	35.8	14	8	16	2	8	64	72.4
KANSAS	12/10/13	67-61	W	20-54	.370	7-14	.500	20-34	.588	13	17	30	35.1	19	12	8	1	10	67	71.8
vs Memphis	12/17/13	77-75	W	28-54	.519	7-16	.438	14-19	.737	13	24	37	35.3	16	13	17	2	3	77	72.3
vs Fresno State	12/21/13	66-49	W	24-57	.421	5-18	.278	13-21	.619	20	27	47	36.4	17	12	11	3	3	66	71.7
SAVANNAH STATE	12/29/13	76-34	W	25-51	.490	7-17	.412	19-32	.594	14	28	42	36.8	11	11	13	7	8	76	72.1
RICHMOND	1/4/14	67-58	W	26-56	.464	5-19	.263	10-19	.526	15	29	44	37.4	12	10	14	2	5	67	71.7
SOUTH CAROLINA	1/8/14	74-58	W	26-45	.578	5-19	.263	17-24	.708	5	20	25	36.5	19	16	15	4	10	74	71.9
at Arkansas	1/11/14	84-82	Wot	25-59	.424	9-25	.360	25-34	.735	14	30	44	37.0	20	13	17	2	9	84	72.7
GEORGIA	1/14/14	72-50	W	25-54	.463	11-26	.423	11-20	.550	11	23	34	36.8	15	18	8	3	7	72	72.6
at Auburn	1/18/14	68-61	W	21-39	.538	3-9	.333	23-33	.697	7	24	31	36.5	18	10	14	3	11	68	72.4
at Alabama	1/23/14	68-62	W	23-61	.377	10-28	.357	12-18	.667	18	24	42	36.8	18	15	9	4	3	68	72.1
TENNESSEE	1/25/14	67-41	W	26-54	.481	5-16	.313	10-13	.769	7	28	35	36.7	17	8	6	1	4	67	71.8
at Mississippi State	1/30/14	62-51	W	24-52	.462	6-20	.300	8-19	.421	12	26	38	36.8	12	14	9	4	7	62	71.3
TEXAS A&M	2/1/14	69-36	W	23-56	.411	5-25	.200	18-29	.621	17	40	57	37.7	13	11	12	4	5	69	71.2
MISSOURI	2/4/14	68-58	W	19-43	.442	6-20	.300	24-33	.727	12	21	33	37.5	16	15	10	4	2	68	71.1
ALABAMA	2/8/14	78-69	W	31-50	.620	6-17	.353	10-16	.625	7	16	23	36.9	21	22	13	4	4	78	71.4
at Tennessee	2/11/14	67-58	W	21-58	.362	8-21	.381	17-22	.773	18	21	39	37.0	17	10	12	2	10	67	71.2
at Kentucky	2/15/14	69-59	W	22-50	.440	3-13	.231	22-28	.786	10	18	28	36.6	16	9	5	1	7	69	71.1
AUBURN	2/19/14	71-66	W	20-50	.400	8-24	.333	23-28	.821	12	24	36	36.6	17	14	9	3	3	71	71.1
at Ole Miss	2/22/14	75-71	W	24-54	.444	12-33	.364	15-19	.789	15	19	34	36.5	12	19	14	1	4	75	71.3
Florida		1924		655-1431	.458	168-491	.342	446-657	.679	335	650	985	36.5	433	353	304	79	178	1924	71.3
Opponents		1586		562-1404	.400	154-448	.344	308-453	.680	277	555	832	30.8	541	263	369	81	148	1586	58.7

Games played: 27
 Points/game: 71.3
 FG Pct: 45.8
 3FG Pct: 34.2
 FT Pct: 67.9

Rebounds/game: 36.5
 Assists/game: 13.1
 Turnovers/game: 11.3
 Assist/turnover ratio: 1.2
 Steals/game: 6.6
 Blocks/game: 2.9

2013-14 Florida Basketball
 Florida Opponent Game-by-Game (as of Feb 22, 2014)
 All games

OPPONENT STATISTICS

Opponent	Date	Score		Total		3-Pointers		Free throws		Rebounds				pf	a	t/o	blk	stl	pts	avg
				fg-fga	pct	3fg-fga	pct	ft-fa	pct	off	def	tot	avg							
NORTH FLORIDA	11/8/13	77-69	W	26-64	.406	9-24	.375	8-15	.533	13	24	37	37.0	24	14	17	2	6	69	69.0
at Wisconsin	11/12/13	53-59	L	21-48	.438	9-20	.450	8-14	.571	8	23	31	34.0	17	11	14	2	3	59	64.0
UALR	11/16/13	86-56	W	22-61	.361	2-11	.182	10-12	.833	12	24	36	34.7	21	6	18	3	4	56	61.3
SOUTHERN U.	11/18/13	67-53	W	18-46	.391	3-16	.188	14-25	.560	9	20	29	33.2	18	7	12	5	4	53	59.2
MIDDLE TENNESSEE	11/21/13	79-59	W	20-47	.426	6-19	.316	13-18	.722	8	18	26	31.8	25	8	16	4	6	59	59.2
at Jacksonville	11/25/13	86-60	W	23-61	.377	5-14	.357	9-17	.529	16	17	33	32.0	20	11	12	0	5	60	59.3
FLORIDA STATE	11/29/13	67-66	W	22-52	.423	2-10	.200	20-23	.870	15	22	37	32.7	20	10	12	6	5	66	60.3
at UConn	12/2/13	64-65	L	23-53	.434	11-24	.458	8-11	.727	8	18	26	31.9	18	10	14	3	6	65	60.9
KANSAS	12/10/13	67-61	W	19-44	.432	8-19	.421	15-19	.789	11	29	40	32.8	25	11	24	6	5	61	60.9
vs Memphis	12/17/13	77-75	W	27-57	.474	6-18	.333	15-18	.833	9	17	26	32.1	17	17	8	8	9	75	62.3
vs Fresno State	12/21/13	66-49	W	16-50	.320	4-17	.235	13-19	.684	9	15	24	31.4	18	6	8	2	7	49	61.1
SAVANNAH STATE	12/29/13	76-34	W	12-49	.245	2-8	.250	8-10	.800	10	20	30	31.3	23	6	20	3	9	34	58.8
RICHMOND	1/4/14	67-58	W	24-55	.436	9-25	.360	1-3	.333	3	19	22	30.5	21	12	12	2	4	58	58.8
SOUTH CAROLINA	1/8/14	74-58	W	18-41	.439	5-10	.500	17-26	.654	9	19	28	30.4	20	9	21	0	7	58	58.7
at Arkansas	1/11/14	84-82	Wot	27-72	.375	10-24	.417	18-27	.667	20	25	45	31.3	24	12	11	3	7	82	60.3
GEORGIA	1/14/14	72-50	W	16-48	.333	3-9	.333	15-21	.714	11	23	34	31.5	14	6	15	3	5	50	59.6
at Auburn	1/18/14	68-61	W	20-46	.435	7-13	.538	14-22	.636	7	16	23	31.0	25	10	15	2	7	61	59.7
at Alabama	1/23/14	68-62	W	22-57	.386	2-12	.167	16-22	.727	15	24	39	31.4	17	10	7	4	6	62	59.8
TENNESSEE	1/25/14	67-41	W	15-56	.268	1-19	.053	10-14	.714	16	24	40	31.9	19	6	13	1	1	41	58.8
at Mississippi State	1/30/14	62-51	W	23-54	.426	4-14	.286	1-6	.167	9	21	30	31.8	16	7	12	0	4	51	58.5
TEXAS A&M	2/1/14	69-36	W	14-54	.259	4-20	.200	4-9	.444	5	22	27	31.6	22	6	10	1	3	36	57.4
MISSOURI	2/4/14	68-58	W	21-53	.396	8-21	.381	8-12	.667	13	19	32	31.6	26	10	12	0	4	58	57.4
ALABAMA	2/8/14	78-69	W	22-40	.550	6-11	.545	19-22	.864	4	16	20	31.1	18	13	16	4	8	69	57.9
at Tennessee	2/11/14	67-58	W	22-48	.458	5-14	.357	9-17	.529	9	23	32	31.1	18	8	15	9	7	58	57.9
at Kentucky	2/15/14	69-59	W	20-42	.476	5-12	.417	14-23	.609	9	22	31	31.1	17	11	13	3	2	59	58.0
AUBURN	2/19/14	71-66	W	22-46	.478	10-19	.526	12-17	.706	4	18	22	30.8	22	11	9	2	4	66	58.3
at Ole Miss	2/22/14	75-71	W	27-60	.450	8-25	.320	9-11	.818	15	17	32	30.8	16	15	13	3	10	71	58.7
Opponents		1586		562-1404	.400	154-448	.344	308-453	.680	277	555	832	30.8	541	263	369	81	148	1586	58.7
Florida		1924		655-1431	.458	168-491	.342	446-657	.679	335	650	985	36.5	433	353	304	79	178	1924	71.3

Games played: 27
 Points/game: 58.7
 FG Pct: 40.0
 3FG Pct: 34.4
 FT Pct: 68.0

Rebounds/game: 30.8
 Assists/game: 9.7
 Turnovers/game: 13.7
 Assist/turnover ratio: 0.7
 Steals/game: 5.5
 Blocks/game: 3.0

2013-14 Florida Basketball
 Florida Points-Rebounds-Assists (as of Feb 22, 2014)
 All games

Opponent	Date	Score		00	01	04	05	10	11	12
				HILL,KASEY	CARTER,ELI	YOUNG,PATR	WILBEKIN,S	FINNEY-SMI	EDWARDS,LE	GRAHAM,DIL
NORTH FLORIDA	11/8/13	77-69	w	15-0-4	3-2-1	2-2-1	DNP	DNP	DNP	0-0-0
at Wisconsin	11/12/13	53-59	L	4-3-4	0-0-0	8-6-1	DNP	DNP	DNP	DNP
UALR	11/16/13	86-56	w	14-3-6	0-0-0	10-8-0	DNP	17-9-0	0-1-0	DNP
SOUTHERN U.	11/18/13	67-53	w	8-0-3	0-0-0	12-6-0	DNP	8-7-2	0-0-0	DNP
MIDDLE TENNESSEE	11/21/13	79-59	w	DNP	0-2-0	16-6-3	DNP	14-6-1	0-0-0	DNP
at Jacksonville	11/25/13	86-60	w	DNP	0-0-1	13-3-0	12-5-7	14-11-3	0-1-0	DNP
FLORIDA STATE	11/29/13	67-66	w	DNP	0-1-0	4-4-0	7-2-8	6-10-1	DNP	DNP
at UConn	12/2/13	64-65	L	DNP	DNP	17-7-1	15-3-2	3-6-0	DNP	DNP
KANSAS	12/10/13	67-61	w	6-2-3	DNP	12-6-0	18-0-6	15-5-1	DNP	DNP
vs Memphis	12/17/13	77-75	w	5-2-3	DNP	8-8-2	11-5-3	14-6-3	DNP	DNP
vs Fresno State	12/21/13	66-49	w	7-1-1	DNP	8-9-2	11-6-3	7-5-2	0-0-0	DNP
SAVANNAH STATE	12/29/13	76-34	w	7-2-5	DNP	15-6-0	10-3-1	8-7-1	DNP	DNP
RICHMOND	1/4/14	67-58	w	2-2-1	DNP	15-6-2	10-2-2	5-13-1	DNP	DNP
SOUTH CAROLINA	1/8/14	74-58	w	5-2-2	DNP	13-7-0	17-1-3	8-4-5	0-0-0	DNP
at Arkansas	1/11/14	84-82	w	6-4-5	DNP	10-7-1	18-2-2	22-15-3	DNP	DNP
GEORGIA	1/14/14	72-50	w	3-0-5	DNP	10-9-1	7-2-5	14-5-3	0-0-0	DNP
at Auburn	1/18/14	68-61	w	7-2-3	DNP	13-6-1	16-3-1	7-3-1	DNP	DNP
at Alabama	1/23/14	68-62	w	6-1-2	DNP	5-6-2	10-2-4	6-11-3	DNP	DNP
TENNESSEE	1/25/14	67-41	w	2-3-3	DNP	10-5-0	13-3-1	9-8-1	0-0-0	DNP
at Mississippi State	1/30/14	62-51	w	7-3-3	DNP	12-8-1	8-2-8	8-9-1	DNP	DNP
TEXAS A&M	2/1/14	69-36	w	4-3-2	DNP	9-14-0	8-4-2	11-9-3	0-1-0	DNP
MISSOURI	2/4/14	68-58	w	4-3-6	DNP	13-6-2	19-1-4	3-7-1	DNP	DNP
ALABAMA	2/8/14	78-69	w	2-1-3	DNP	11-2-1	16-4-3	4-3-5	DNP	DNP
at Tennessee	2/11/14	67-58	w	4-0-0	DNP	6-6-0	21-3-6	4-5-3	DNP	DNP
at Kentucky	2/15/14	69-59	w	0-1-1	DNP	10-5-0	23-3-2	8-5-1	DNP	DNP
AUBURN	2/19/14	71-66	w	DNP	DNP	17-7-3	15-1-4	3-2-1	DNP	DNP
at Ole Miss	2/22/14	75-71	w	DNP	DNP	12-5-1	18-2-7	5-5-4	DNP	DNP

Opponent	Date	Score		15	20	23	24	25	30	42
				YEGUETE,WI	FRAZIER,MI	WALKER,CHR	PRATHER,CA	WALKER,DEV	KURTZ,JACO	DONOVAN,BI
NORTH FLORIDA	11/8/13	77-69	w	2-5-3	19-9-0	DNP	28-8-1	4-1-0	4-5-1	0-0-0
at Wisconsin	11/12/13	53-59	L	8-4-1	20-2-0	DNP	12-5-1	0-1-0	1-6-0	DNP
UALR	11/16/13	86-56	w	6-3-1	6-2-1	DNP	27-5-5	0-3-2	6-3-0	0-0-1
SOUTHERN U.	11/18/13	67-53	w	5-6-1	9-4-3	DNP	10-9-4	10-3-2	5-5-0	0-0-0
MIDDLE TENNESSEE	11/21/13	79-59	w	10-5-1	13-2-2	DNP	11-4-2	10-1-1	3-2-0	2-0-0
at Jacksonville	11/25/13	86-60	w	1-7-2	17-2-0	DNP	27-5-3	0-0-1	2-1-1	0-1-1
FLORIDA STATE	11/29/13	67-66	w	6-6-4	17-2-0	DNP	19-4-1	DNP	8-5-1	DNP
at UConn	12/2/13	64-65	L	3-2-0	7-5-2	DNP	19-7-3	0-0-0	0-0-0	DNP
KANSAS	12/10/13	67-61	w	1-6-0	3-3-1	DNP	12-8-1	DNP	0-0-0	DNP
vs Memphis	12/17/13	77-75	w	4-2-1	11-3-1	DNP	22-4-0	2-0-0	0-1-0	DNP
vs Fresno State	12/21/13	66-49	w	9-10-0	4-4-1	DNP	16-5-2	4-0-1	0-1-0	0-0-0
SAVANNAH STATE	12/29/13	76-34	w	5-4-2	11-4-0	DNP	10-4-1	8-7-1	0-3-0	2-0-0
RICHMOND	1/4/14	67-58	w	2-7-1	18-4-0	DNP	12-7-3	3-0-0	DNP	DNP
SOUTH CAROLINA	1/8/14	74-58	w	8-0-1	8-4-1	DNP	13-2-3	2-4-0	0-0-0	0-0-1
at Arkansas	1/11/14	84-82	w	7-5-0	15-3-0	DNP	DNP	2-6-1	4-1-1	DNP
GEORGIA	1/14/14	72-50	w	12-6-0	21-4-2	DNP	DNP	3-2-2	2-0-0	0-0-0
at Auburn	1/18/14	68-61	w	4-6-2	0-2-0	DNP	21-6-1	0-1-0	0-0-1	0-0-0
at Alabama	1/23/14	68-62	w	6-11-0	18-2-3	DNP	14-6-0	3-0-1	DNP	DNP
TENNESSEE	1/25/14	67-41	w	4-4-1	17-4-2	DNP	12-3-0	0-0-0	0-1-0	0-0-0
at Mississippi State	1/30/14	62-51	w	1-4-1	9-2-0	DNP	16-7-0	0-1-0	1-2-0	DNP
TEXAS A&M	2/1/14	69-36	w	5-10-0	21-8-2	DNP	7-1-1	DNP	4-1-1	0-2-0
MISSOURI	2/4/14	68-58	w	6-6-0	14-3-2	4-2-0	5-3-0	0-0-0	DNP	DNP
ALABAMA	2/8/14	78-69	w	12-3-4	14-2-3	4-1-0	15-6-3	0-0-0	DNP	DNP
at Tennessee	2/11/14	67-58	w	6-5-0	11-2-0	0-3-0	9-8-1	6-0-0	DNP	DNP
at Kentucky	2/15/14	69-59	w	1-4-2	3-4-1	0-0-0	24-4-1	0-1-1	DNP	DNP
AUBURN	2/19/14	71-66	w	5-8-2	9-3-0	0-0-0	16-9-2	6-1-2	0-0-0	DNP
at Ole Miss	2/22/14	75-71	w	7-5-1	17-3-2	2-1-0	7-5-2	7-1-1	0-0-1	DNP