



GEORGIA

BULLDOGS



UGA UNDER HEAD COACH MARK FOX: 4 20-WIN SEASONS • 5 POSTSEASON BIDS • 30 UGA GRADUATES • 3 NBA DRAFT PICKS

2017-18 SCHEDULE

OVERALL RECORD: 16-14
HOME: 11-4 • ROAD: 4-9 • NEUTRAL: 1-1
SEC RECORD: 7-11
HOME: 5-4 • ROAD: 2-7

OCTOBER

Sun. 29 Exh.-vs. 2 Michigan State L 68-80

NOVEMBER

Thur. 2 Exh.-Valdosta State (SECN+) W 112-74

Fri. 10 Bryant (SECN+) W 79-54

Tues. 14 USC Upstate (SECN+) W 74-65

Sun. 19 Texas A&M-CC (SECN+) W 68-65

Thur. 23 ^ at Cal State Fullerton (ESNP) W 64-57

Fri. 24 ^ vs. San Diego State (ESPNU) L 68-75

Sun. 26 ^ vs. 21 Saint Mary's (ESPNU) W OT-83-81

DECEMBER

Sat. 2 at Marquette (CBSSN) W 73-66

Tues. 5 Winthrop (SECN) W 87-82

Sat. 16 at Massachusetts (NBCSN) L 62-72

Tues. 19 Georgia Tech (ESPNU) W 80-59

Fri. 22 Temple (SECN) W 84-66

Sun. 31 * at 16/15 Kentucky (ESPN) L 61-66

JANUARY

Wed. 3 * Ole Miss (SECN) W 71-60

Sat. 6 * Alabama (SECN) W 65-46

Wed. 10 * at Missouri (ESPNU) L 56-68

Sat. 13 * South Carolina (SECN) L 57-64

Tues. 16 * at LSU (ESPNU) W 61-60

Sat. 20 * at 17/20 Auburn (SECN) L 65-79

Tues. 23 * Arkansas (SECN) L 207-77-80

Sat. 27 # at Kansas State (ESPNU) L 51-56

Tues. 30 * 23/24 Florida (SECN) W 72-60

FEBRUARY

Sat. 3 * at Miss. State (ESPNU) L 57-72

Wed. 7 * at Vanderbilt (SECN) L 66-81

Sat. 10 * 8/9 Auburn (SECN) L 61-78

Wed. 14 * at Florida (SECN) W OT-72-69

Sat. 17 * 18/17 Tennessee (SECN) W 73-62

Wed. 21 * at South Carolina (SECN) L 57-66

Sat. 24 * LSU (ESPNU) W 93-82

Wed. 28 * Texas A&M (SECN) L 60-61

MARCH

Sat. 3 * at 16/17 Tennessee (SECN) L 61-66

Wed. 7 & vs. Vanderbilt (SECN) 7:00

^ - Wooden Legacy ♦ * - SEC Games ♦ # - SEC/Big 12 Challenge
& - SEC Tournament (St. Louis) ♦ Rankings, if different, are AP/USA Today

GEORGIA: 16-14, 7-11

vs. VANDERBILT: 12-19, 6-12



DATE: Wednesday, March 7
TIPOFF: 7:00 p.m. ET
ARENA: Scottrade Center (20,948)
LOCATION: St. Louis, Mo.

GAME
31



COACH: Mark Fox

161-132 in 9th season at UGA
284-175 in 14th season overall

COACH: Bryce Drew

31-35 in 2nd season at VU
155-84 in 7th season overall

MOST RECENT STARTERS

NO.	NAME	PPG	RPG		NO.	NAME	PPG	RPG
0	TURTLE JACKSON (6-4; 185; Jr.; Athens, Ga.)	8.7	2.2	G	13	RILEY LACHANCE (6-2; 185; Sr.; Brookfield, Wis.)	14.0	3.1
3	JUWAN PARKER (6-4; 205; R-Sr.; Tulsa, Okla.)	8.7	3.7	G	0	SABEN LEE (6-2; 174; Fr.; Phoenix, Ariz.)	10.5	2.8
20	RAYSHAUN HAMMONDS (6-8; 227; Fr.; Norcross, Ga.)	6.6	5.0	F • G	10	MAXWELL EVANS (6-2; 186; Fr.; Houston, Texas)	4.0	1.9
1	YANTE MATEN (6-8; 243; Sr.; Pontiac, Mich.)	19.4	8.8	F	11	JEFF ROBERSON (6-6; 220; Sr.; Houston, Texas)	17.0	7.2
34	DEREK OGBEIDE (6-8; 245; Jr.; Atlanta, Ga.)	7.3	6.0	F	50	EJIKE OBINNA (6-10; 234; Fr.; Enugu, Nigeria)	2.8	2.1

OFF THE BENCH

33	NICOLAS CLAXTON (6-11; 215; Fr.; Greenville, S.C.)	3.8	3.6	F	2	JOE TOYE (6-7; 206; Soph.; Chicago, Ill.)	5.8	2.0
4	TYREE CRUMP (6-1; 182; Soph.; Bainbridge, Ga.)	6.1	1.1	G	1	PAYTON WILLIS (6-4; 182; Soph.; Fayetteville, Ark.)	5.1	2.0
10	TESHAUN HIGHTOWER (6-4; 180; Fr.; Lithonia, Ga.)	3.0	1.3	G • F	15	CLEVEN BROWN (6-8; 233; Soph.; San Antonio, Texas)	3.7	3.1
5	PAPE DIATTA (6-7; 220; Sr.; Dakar, Senegal)	1.3	1.3	F • C	12	DJERY BAPTISTE (6-10; 235; R-Soph.; Gonaives, Haiti)	3.2	3.7
32	MIKE EDWARDS (6-9; 225; Jr.; Westland, Mich.)	1.9	1.9	F • G	3	LARRY AUSTIN JR. (6-2; 182; R-Jr.; Springfield, Ill.)	2.6	1.5

TALE OF THE TAPE

UGA	STAT	VU	UGA	STAT	VU
68.6	Points per game	72.7	70.3	FT pct.	74.3
+1.3	Scoring margin	-1.2	15.7	FTs per game	15.1
42.5	FG pct.	43.8	+5.5	Rebound Margin	+0.5
39.4	FG defense	46.6	12.5	Assists per game	12.3
31.8	3FG pct.	35.3	0.95	Assists-to-TOs	1.04
32.2	3FG defense	37.6	4.7	Blocks per game	3.4
6.1	3FGs per game	9.1	3.9	Steals per game	4.9

TEAM LEADERS

UGA	STAT	VU
Maten - 19.4	Scoring	17.2 - Roberson
Maten - 8.8	Rebounding	7.2 - Roberson
Ogbeide - 61.0	FG Pct.	48.2 - Roberson
Jackson - 3.8	Assists	3.2 - LaChance
Maten - 1.4	Blocks	1.3 - Brown
Jackson - 0.7	Steals	1.2 - Lee
Maten - 34.4	Minutes	34.3 - Roberson

THE STARTING 5...

Yante Maten is UGA's first 3-time All-SEC pick in more than 25 years (since L. Green '90-92).

UGA leads the SEC and is ranked No. 6 nationally in FG percentage defense at .394.

UGA has 8 combined "Q1" & "Q2" wins, more than 47 teams ahead of UGA in the RPI.

Juwan Parker, the only DI MBB player with a master's, is 3rd on UGA's career FT pct. leaders list.

Nicolas Claxton started at Vandy, becoming the 9th current Bulldog to start as a freshman.

► MEDIA COVERAGE

WATCH: SEC NETWORK
Tom Hart (pbp);
Jimmy Dykes (analyst);
Molly McGrath (sideline)

LISTEN: GEORGIA NETWORK
Scott Howard (pbp);
Chuck Dowdle (color);
Tony Schiavone (producer)
Flagship: WSB AM 750 (Atlanta);

► UGA QUICK FACTS

LOCATION Athens, Ga.
ENROLLMENT 37,606
FOUNDED 1785
CONFERENCE Southeastern
NICKNAME Bulldogs
MASCOT Uga X
COLORS Red & Black
PRESIDENT

..... Jere W. Morehead (UGA J.D. '80)
FACULTY ATHLETICS REPRESENTATIVE
 David Shipley (Oberlin '72)
J. REID PARKER DIRECTOR OF ATHLETICS
 Greg McGarity (Georgia '76)

UGA: FIRST & STILL FOREMOST

- UGA was chartered on Jan. 27, 1785, and – as the first state-chartered university in America – serves as the birthplace of public higher education in the U.S.
- UGA's was chartered two years before the U.S. Constitution was signed and four years prior to George Washington's inauguration as our first President.
- UGA has been ranked among the nation's top-25 public universities by *U.S. News & World Report* every year since 2000. UGA was No. 16 in the most recent rankings released in September 2017.

PRO-NUN-SEE-Ā-SHUN GUY'D

- 1 **YANTE** (Yahn-tay) **MATEN** (May-tin)
- 3 **JUWAN** (Jah-wahn) Parker
- 4 **TYREE** (Tie-ree) Crump
- 5 **PAPE** (Pop) Diatta (G-ah-tuh)
- 10 **TESHAUN** (Tee-shawn) Hightower
- 13 **E'TORRION** (Ee-tore-ee-un) Wilridge
- 30 Isaac **KANTE** (Kahn-tay)
- 34 Derek **OGBEIDE** (Owhg-BAY-DAY)

BULLDOGS BEGIN SEC TOURNAMENT ACTION WITH OUTING VERSUS VANDY

Georgia will face Vanderbilt on Wednesday in the opening round of the SEC Tournament at the Scottrade Center in St. Louis, Mo. The Bulldogs and Commodores will christen the 2017 tourney with a 7:00 p.m. ET tipoff.

Georgia wrapped up the regular season with a 16-14 overall record and at 7-11 in the SEC. The Bulldogs dropped two gut-wrenching setbacks last week, falling 61-60 to Texas A&M in Athens on Wednesday and 66-61 at No. 16 Tennessee on Saturday.

Georgia is led by Yante Maten, the SEC's scoring leader both overall and in conference action. Maten's overall average of 19.4 ppg paces league leaguers by more than a full point per game (Alabama's Collin Sexton is second at 18.3 ppg).

Maten also leads the league in double-doubles (13) and ranks among the SEC's top 10 in rebounding (No. 2), minutes played (No. 2), field goal percentage (No. 7), free throw percentage (No. 8) and blocked shots (No. 10).

Maten has been a picture of consistency for the Bulldogs. In 30 games this season, he has 29 double-figure outings, with 15 20-point performances and 13 double-doubles.

Over 93 games since the start of his sophomore year, Maten has 85 double-digit scoring performances, with 37 20-point and five 30-point outings, and 28 double-doubles.

Turtle Jackson and Juwan Parker are the Bulldogs' second-leading scorers at 8.7 ppg each. Jackson is second on the team with 15 double-digit outings. Parker averaged 9.3 ppg in SEC action, a considerable jump from the 7.4 ppg he put up prior to league play.

Vanderbilt is 12-19 overall and finished 6-12 in league games.

Jeff Roberson averages team highs of 17.0 ppg and 7.2 rpg. Riley LaChance and Saben Lee also sport double-figure scoring averages at 14.0 ppg and 10.5 ppg, respectively.

► KEEPING AN EYE ON

ENTERING TODAY'S GAME:

AMONG UGA'S CAREER LEADERS

YANTE MATEN IS...

- 280 points from No. 1 Litterial Green
- 22 rebounds from No. 3 Alec Kessler
- 25 FGs from No. 5 Bob Leinhard
- 47 FGAs from No. 4 Dominique Wilkins
- 47 FTs from No. 3 Litterial Green
- 58 FTAs from No. 3 Alec Kessler
- 55 blocks from No. 2 Charles Claxton

DEREK OGBEIDE IS...

- 42 rebounds from No. 16 Ray Jeffords

AMONG UGA'S SEASON LEADERS

YANTE MATEN IS...

- 2 points from No. 13 Willie Anderson ('88)
- 7 points from No. 12 Jacky Dorsey ('76)
- 8 points from No. 11 Zippy Morocco ('53)
- 9 points from No. 10 Kentavious Caldwell-Pope ('13)
- 13 points from co-No. 8s Bob Lienhard ('69) & Vern Fleming ('84)
- 15 points from No. 7 Alec Kessler ('89)
- 29 points from No. 6 Alec Kessler ('90)
- 32 points from No. 5 Walter Daniels ('79)
- 6 rebounds from No. 13 Terry Fair ('80)
- 8 rebounds from No. 12 Yante Maten ('16)
- 19 rebounds from No. 11 Jumaine Jones ('99)
- 31 rebounds from No. 10 Jacky Dorsey ('75)
- 11 FTs from No. 4 J.J. Frazier ('17)
- 19 FTs from No. 3 Charles Mann ('14)
- 23 FTs from No. 2 Alec Kessler ('90)
- 34 FTs from No. 1 Zippy Morocco ('53)
- 3 FTAs from No. 7 Charles Mann ('15)
- 5 FTAs from No. 6 Murphy McManus ('55)
- 11 FTAs from No. 5 Charles Mann ('15)
- 23 FTAs from No. 4 Murphy McManus ('55)

SERIES HISTORY WITH THE DORES

Vanderbilt currently possesses a 91-52 lead in the all-time series between UGA and VU, including a 6-1 mark in SEC Tourney action.

Earlier this season on Feb. 7 in Nashville, Vanderbilt defeated Georgia, 81-66, at Memorial Gymnasium despite a game-high 20 points from Yante Maten.

2017-18 GEORGIA BULLDOG ROSTER

NO.	NAME	HT.	WT.	CL.	POS.	HOMETOWN	PPG	RPG	NOTES
0	WILLIAM JACKSON II	6-4	185	Jr.	G	Athens, Ga.	8.7	2.2	Career-high points tally in four of first five games (11, 13, 16 & 17)
1	YANTE MATEN	6-8	243	Sr.	F	Pontiac, Mich.	19.4	8.8	SEC's active career leaders in points, rebounds and blocks
2	JORDAN HARRIS	6-4	190	Soph.	G	Iron City, Ga.	3.5	2.1	Started 12 games in '16-17; 3rd in assists & 4th in steals for UGA
3	JUWAN PARKER	6-4	205	R-Sr.	G	Tulsa, Okla.	8.7	3.7	Only MBB D-I active player who has already earned a master's
4	TYREE CRUMP	6-1	182	Soph.	G	Bainbridge, Ga.	6.1	1.1	Career-high 17 points – all in 2nd half and OT– vs. Saint Mary's
5	PAPE DIATTA	6-7	220	Sr.	F	Dakar, Senegal	1.3	1.3	Averaged 14.2 mpg over final 5 games of '16-17 schedule
10	TESHAUN HIGHTOWER	6-4	180	Fr.	G	Lithonia, Ga.	3.0	1.3	Averaged 19.6 ppg, 7.0 apg & 6.2 rpg at Mt. Zion Prep in '16-17
11	CHRISTIAN HARRISON	6-4	200	R-Jr.	G	Atlanta, Ga.	0.0	1.0	Walk-on who is touted as one of the team's best dunkers
13	E'TORRION WILRIDGE	6-6	220	Jr.	F	Beaumont, Texas	1.2	1.0	9.3 mpg in first 25 games of '16-17...31.6 mpg in final 9 contests
20	RAYSHAUN HAMMONDS	6-8	227	Fr.	F	Norcross, Ga.	6.6	5.0	1st UGA freshman to start opener since KCP in '11-12
24	CONNOR O'NEILL	6-6	220	Jr.	F	Roswell, Ga.	0.5	2.0	Deuces wild in exhib. vs. Valdosta St. – 2 points, 2 board, 2 assists
30	ISAAC KANTE	6-8	236	Fr.	F	Brooklyn, N.Y.	1.1	0.3	MVP of the 2017 Power 5 Conference Tournament
32	MIKE EDWARDS	6-9	225	Jr.	F	Westland, Mich.	1.9	1.9	First career DNP vs. San Diego State due to stomach bug
33	NICOLAS CLAXTON	6-1	215	Fr.	F	Greenville, S.C.	3.8	3.6	Son of Charles Claxton, an All-SEC center for UGA from '92-95
34	DEREK OGBEIDE	6-8	245	Jr.	F	Atlanta, Ga.	7.3	6.0	20 double-digit outings in '16-17 – 12 on boards and 8 in points

A box score from that contest – Game 23 this season – can be found on Page 22 of these Game Notes.

The Commodores scored the game's first nine points during the opening 3:18 and never trailed the rest of the way.

Vanderbilt led 48-38 with 15:58 remaining before the Bulldogs mounted a comeback. Maten and Turtle Jackson scored all the points in a 9-0 surge that closed the gap with 48-47 at the 13:20 mark.

The Bulldogs gained possession down 53-51, but Maten missed a 3-pointer that would have given Georgia the lead and Joe Toye converted a three-point play on the Commodores' next possession.

During the contest, Maten ascended two spots – from No. 6 to No. 4 – among the Bulldogs' career scoring leaders. He passed Walter Daniels at No. 5 and hall-of-famer Dominique Wilkins at No. 4.

Georgia and Vanderbilt last met in the SEC Tournament in 2012. The 11th-seeded Bulldogs upset sixth-seeded Mississippi State, 71-61, before falling to third-seeded Vanderbilt, 63-41, in the quarterfinals.

Georgia led that contest 25-24 at halftime before the Commodores outscored the Bulldogs 39-16 in the second stanza.

A complete box score from that contest – as well as game-by-game results from UGA vs. VU in the SEC Tournament and for the last 10 matchups – can be found in the column to the right.

LAST TIME OUT

Tennessee rallied in the waning moments to surge past Georgia en route to a 66-61 victory in both teams' regular-season finale last Saturday.

The Bulldogs led by four points with 3:10 remaining following a Yante Maten 3-pointer but could not hold off the Vols.

All told, Georgia led for 31:14 of game, including an 11-point margin twice late in the first half.

Tennessee closed the gap to one at 45-44 with 13:44 remaining, but did not take the lead until a Lamonté Turner 3-pointer that made it 55-53 with 6:23 remaining.

That was the first three ties and three lead changes the rest of the way. The Vols took the lead for good with 1:01 left.

GEORGIA'S SEC TOURNEY HISTORY

Georgia sports a 45-55 all-time record in 57 editions of the SEC Tournament.

The Bulldogs have compiled a 36-36 record in SEC Tournament action since the event resumed competition in 1979 following a 27-year hiatus from 1953-79.

The Bulldogs won the 1983 and 2008 SEC Tournaments and finished as runners-up in 1940, 1981, 1988 and 1997. Georgia has reached the semifinals 15 times, including three straight seasons from 2014-16.

UGA's year-by-year SEC Tourney results can be found on Page 8 of these Game Notes.

MATEN, PARKER EARN SEC HONORS

Yante Maten was named first-team All-SEC and Juwan Parker was voted the SEC's Scholar-Athlete of the Year for men's basketball in balloting by league coaches announced on Tuesday, March 6.

Maten was voted All-SEC by coaches for the third-straight season. He also was a first-team choice a year ago after earning second-team honors as a sophomore.

Maten becomes Georgia's first three-time All-SEC honoree in more than 25 years (since Litterial Green from 1990-92) and just the sixth in program history.

Parker, a fifth-year senior, is the only active Division I men's basketball player who has already earned a master's degree. He secured his bachelor's in Management from UGA in two and a half years in Dec. 2015 and received his master's in Sport Management in August 2017. Parker is currently pursuing a second master's in Family Financial Planning.

Parker is Georgia's second Scholar-Athlete of the Year since the award's inception in 2004, following Dave Bliss in 2008.

MATEN, ROBERSON AMONG BEST BIGS

Georgia's Yante Maten and Vanderbilt's Jeff Roberson are among the SEC's most productive power players – both this season and among the league's active career leaders.

SERIES HISTORY

VU LEADS OVERALL:..... 91-52

VU LEADS IN SEC TOURNEY:..... 6-1

VU LEADS LAST 10 MEETINGS:..... 7-3

SEC TOURNAMENT MEETINGS

2/24/34	L	QF	at Atlanta	29-46
3/1/51	L	QF	at Louisville	60-70
2/28/52	L	1st	at Louisville	49-61
3/9/90	L	QF	at Orlando	OT-74-78
3/8/91	W	QF	at Nashville	80-72
3/12/10	L	QF	at Nashville	66-78
3/9/12	L	QF	at New Orleans	41-63

LAST 10 MEETINGS

1/14/12	L	at Nashville	66-77
2/19/12	L	Athens	52-61
3/9/12	L %	Athens	41-63
2/27/13	L	at Nashville	62-63
1/29/14	L	Athens	54-59
1/10/15	W	at Nashville	70-67
1/27/15	W	Athens	70-62
2/20/16	L	at Nashville	67-80
1/17/17	W	Athens	76-68
2/7/18	L	at Nashville	66-81

% – NIT Game

LAST TIME IN SECT

32

Vanderbilt 63,
Georgia 41

3/9/12 • New Orleans, La.

GEORGIA (15-17)

Player	FGs	3FGs	FTs	Rb	Pf	Pts	A	T	B	S	MP
D. Williams	0-1	0-0	1-2	1	5	1	0	1	0	0	12
Djurisic	3-8	0-1	1-2	3	1	7	0	5	1	0	30
Thornton	0-0	0-0	2-4	1	4	2	0	1	0	0	6
Caldwell-Pope	1-6	0-2	0-0	4	2	2	1	2	1	1	24
Robinson	1-6	0-2	1-2	4	0	3	1	1	0	0	32
Ware	4-11	2-9	0-0	2	0	10	2	2	0	0	32
Dixon	0-0	0-0	0-0	2	1	0	0	1	0	0	4
Long	0-0	0-0	0-0	0	0	0	0	0	0	0	1
V. Williams	0-0	0-0	0-0	1	0	0	1	3	0	0	11
M. Bucklin	0-2	0-1	0-0	0	0	0	0	0	0	0	2
Nolte	1-3	0-2	0-2	3	1	2	0	0	0	0	6
Brantley	1-2	0-0	0-0	4	0	2	0	0	0	0	16
Florveus	2-3	0-0	0-0	3	1	4	1	0	1	0	11
Rome	1-2	0-0	0-1	0	0	2	0	1	0	1	2
Cannon	1-3	0-0	4-4	2	1	6	1	0	0	1	11
Team				5							
Totals	15-47	2-17	9-16	36	16	41	7	17	3	3	200

VANDERBILT (22-10)

Player	FGs	3FGs	FTs	Rb	Pf	Pts	A	T	B	S	MP
Goulbourne	3-8	1-2	3-4	6	2	10	2	2	0	2	20
Taylor	2-10	1-6	1-2	3	2	6	1	2	0	2	28
Ezeli	5-6	0-0	0-2	4	2	10	1	1	0	0	21
Tinsley	5-7	1-2	1-1	4	2	12	3	2	0	1	26
Jenkins	6-13	3-9	0-0	1	1	15	1	0	0	1	30
Johnson	2-6	0-3	2-2	1	1	6	1	0	0	2	16
Smart	1-1	0-0	0-0	1	0	2	0	0	0	0	2
Noll	0-0	0-0	0-0	0	0	0	0	0	0	0	1
Parker	0-0	0-0	0-0	3	0	0	1	0	0	0	14
Tchiengang	0-1	0-1	0-0	4	2	0	0	0	0	0	13
Moats	0-1	0-1	0-0	1	0	0	0	1	0	0	2
Siakam	0-1	0-0	0-0	0	0	0	0	0	1	0	3
Henderson	0-0	0-0	0-0	2	1	0	0	0	0	0	2
Odom	1-3	0-1	0-0	2	1	2	1	0	0	0	22

TEAM

TOTALS 25-57 6-25 7-11 32 14 63 11 8 1 8 200

Score by Periods	1st	2nd	Tot.	Deadball	Rebs.	Total
Georgia	25	16	41	Georgia		5
Vanderbilt	24	39	63	Vanderbilt		2

Officials: Anthony Jordan, Pat Evans, Gary Maxwell. Att: 10,526

	UGA	VU
Points in the paint	20	28
Points off turnovers	6	14
2nd chance points	10	8
Bench points	26	10

CAREER STATS IN SEC TOURNEY

No.	Name	G-GS	FGs	Pct.	3FGs	Pct.	FTs	Pct.	PPG	RPG	A	B	S
0	Turtle Jackson	4-1	4-11	.364	3-6	.500	4-6	.667	3.8	0.8	5	3	2
1	Yante Maten	7-4	34-72	.472	4-6	.667	25-34	.735	13.9	7.1	5	11	2
3	Juwan Parker	5-2	6-12	.500	0-2	.000	11-14	.786	4.6	1.8	4	0	4
4	Tyree Crump	2-0	3-11	.273	1-6	.167	0-0	.000	3.5	0.0	2	0	1
5	Pape Diatta	2-0	4-7	.571	2-3	.667	2-3	.667	6.0	2.0	0	0	0
13	E'Torrian Wilridge	5-2	4-5	.800	3-3	1.000	1-2	.500	2.4	1.8	4	2	2
24	Connor O'Neill	0-0											
32	Mike Edwards	5-0	7-17	.412	0-0	.000	3-8	.375	3.4	2.4	0	2	1
34	Derek Ogbeide	5-5	7-17	.412	0-0	.000	2-6	.333	3.2	6.4	0	1	

► BY THE NUMBERS

GEORGIA'S RECORD IS...

	Overall	SEC
Currently.....	16-14	7-11
at Stegeman Coliseum:	10-4	5-4
on the road:	4-9	2-7
at a neutral site:	1-1	0-0
Day Games:	6-8	2-5
Night Games:	10-6	5-6
In November:	5-1	0-0
In December:	4-2	0-1
In January:	4-5	4-4
In February:	3-5	3-5
In March:	0-1	0-1
On Sunday:	2-1	0-1
On Monday:	0-0	0-0
On Tuesday:	5-1	2-1
On Wednesday:	2-4	2-4
On Thursday:	1-0	0-0
On Friday:	2-1	0-0
On Saturday:	4-7	3-5

GEORGIA'S RECORD WHEN...

	Overall	SEC
Leading at the half:	12-6	5-5
Trailing (or tied) at the half:	4-8	2-6
Shooting 50% or better:	3-0	0-0
Shooting less than 50%:	13-14	7-11
Opp. shooting 50% or better:	2-4	0-3
Opp. shooting 50% or less:	14-10	7-8
UGA outrebounds opponent:	14-5	8-4
Opponent outrebounds UGA:	2-9	1-7
Teams tied in rebounds:	0-0	0-0
UGA shooting 70% or better FTs:	12-8	4-5
UGA shooting 70% or less FTs:	4-6	3-6
Game is decided by 1-4 points:	4-2	2-2
Game is decided by 5-10 points:	4-7	0-4
Game is decided by >10 pts:	8-5	5-5
Scoring less than 59 points:	0-5	0-4
Scoring 60-69 points:	4-8	2-6
Scoring 70-79 points:	7-1	4-1
Scoring 80-89 points:	4-0	0-0
Scoring 90-99 points:	1-0	1-0
Scoring > 100 points:	0-0	0-0
Allowing less than 50 points:	2-0	1-0
Allowing 50-59 points:	2-1	0-0
Allowing 60-69 points:	9-6	5-6
Allowing 70-79 points:	0-5	0-3
Allowing 80-89 points:	3-2	1-2
Allowing 90 or more points:	0-0	0-0
One player in double digits:	0-0	0-0
2 players in double digits:	5-5	2-4
3 players in double digits:	5-9	1-7
4 or more players in double digits:	6-0	4-0
UGA bench outscored opp. bench:	13-6	5-3
Playing overtime:	2-1	1-1

► SPECIALTY STATS

	IN PT.	OFF TO	2ND CH	BENCH
Georgia	716	283	353	598
Opponent	722	427	311	534
Difference	-6	-144	+42	+64

Game-by-game breakdown on Page 12.

Maten and Roberson are the only two players ranked among the SEC's top-10 leaders in scoring, rebounding, field goal percentage and free throw percentage. In fact, only eight players – including Maten doing so in 2015-16 – have ranked among the league's top 10 in each of those categories in the last 10 seasons as outlined below.

In stats for SEC games only, Maten and Roberson finished 1-2 in scoring. Maten averaged 19.2 ppg in league action, while Roberson scored at an 18.5 ppg clip.

Among SEC active career leaders, Maten leads the league in points (1,831), rebounds (871), blocks (193) and double-doubles (29). Roberson is No. 3 in points (1,357) and No. 2 in boards (750) and double-doubles (17).

SEC TOP-10 IN PPG, RPG, FG PCT. & FT PCT.

Player, season	PPG	RPG	FG	FT
Y. MATEN (UGA), '17-18	1	2	7	8
J. ROBERSON (VU), '17-18	5	5	4	2
Y. Maten (UGA), '15-16	9	6	5	10
K. Caldwell-Pope (UGA), '12-13	2	7	6	6
A. Moultrie (MSU), '11-12	2	1	2	9
T. Thompkins (UGA), '09-10	2	4	7	8
P. Patterson (UK), '08-09	5	3	1	7
A.J. Ogilvy (VU), '07-08	8	9	4	4
P. Patterson (UK), '01-08	9	7	5	8

BULLDOGS' 'D' REAPPEARS

For much of the season, Georgia has been one of the nation's best defensive teams.

Entering their Feb. 3 game at Mississippi State, the Bulldogs led the SEC and ranked No. 6 nationally in field goal percentage defense at .386. UGA was holding league opponents to an even more impressive .373.

At that point, only three opponents had shot 50.0 percent or better against Georgia in 21 games.

Over the next three outings, State, Vanderbilt and Auburn all shot better than 50 percent....a combined 83-of-159 (.522).

The Bulldogs' defense was much more solid in the last six outings.

Georgia held Florida, Tennessee (twice), South Carolina, LSU and Texas A&M to a combined 138-of-376 shooting performance from the floor, .367.

After slipping to No. 19 nationally in FG defense following those games, the last six outings have lifted the Bulldogs back to the top of the SEC and No. 6 in Monday's edition of NCAA statistics at .394.

MATEN 5TH BULLDOG TO LEAD SEC

Yante Maten is well on his way to becoming the fifth Georgia Bulldog to earn the SEC scoring title.

Maten tops the league in scoring by more than a full point per game at 19.4 ppg. Alabama's Collin Sexton is second in the league stats at 18.3 ppg. Even if Maten went scoreless against Vandy, Sexton would need to score 33 points to match his scoring average.

Georgia's previous scoring champions during the SEC's 86 years of basketball competition were Dominique Wilkins in 1980-81 (23.6 ppg), Vern Fleming in 1983-84 (19.8 ppg), Jumaime Jones in 1998-99 (18.8 ppg) and Jarvis Hayes in 2001-02 (18.6 ppg).

BULLDOGS' BENCH PRODUCING

Last season, Georgia's bench outscored its opponents' just nine times in 34 total games.

This season, the Bulldogs' non-starters have produced more points than their counterparts in 19 of 30 outings.

Georgia's bench finished 2016-17 with a -.95 scoring margin.

This year, the Bulldogs are +64, a relatively massive swing of 159 points from a year ago.

BULLDOGS SHUFFLE STARTERS

With last Wednesday's Senior Night lineup including Pape Diatta, Georgia has now used 10 Bulldogs to comprise nine different starting fives during the 2017-18 campaign.

Yante Maten and Turtle Jackson are the only Bulldogs who have started every game.

CAREER STATS VS. VANDERBILT

No.	Name	G-GS	FGs	Pct.	3FGs	Pct.	FTs	Pct.	PPG	RPG	A	B	S
0	Turtle Jackson	3-1	2-6	.333	1-3	.333	1-2	.500	1.0	1.0	6	0	1
1	Yante Maten	4-3	23-57	.404	3-7	.429	14-19	.737	15.8	5.8	4	1	1
3	Juwan Parker	3-3	10-32	.313	2-9	.222	8-10	.800	10.0	5.3	4	2	3
4	Tyree Crump	2-1	0-0	.000	0-0	.000	0-0	.000	0.0	1.0	2	0	0
5	Pape Diatta	2-0	0-2	.000	0-0	.000	3-5	.600	1.5	0.5	2	0	2
10	Teshaun Hightower	1-0	2-5	.400	0-1	.000	1-3	.333	5.0	1.0	1	0	1
11	Christian Harrison	0-0											
13	E'Torrior Wilridge	3-0	0-0	.000	0-0	.000	0-2	.000	0.0	1.3	1	2	1
20	Rayshaun Hammonds	1-0	0-5	.000	0-0	.000	0-1	.000	0.0	5.0	1	0	0
24	Connor O'Neill	0-0											
30	Isaac Kante	1-0	1-1	1.000	0-0	.000	0-0	.000	2.0	1.0	0	0	0
32	Mike Edwards	3-0	1-7	.143	0-0	.000	3-5	.600	1.7	2.7	0	0	0
33	Nicolas Claxton	1-1	1-3	.333	0-2	.000	0-1	.000	2.0	2.0	0	1	1
34	Derek Ogbeide	3-2	17-25	.680	0-0	.000	4-7	.571	12.7	3.3	0	3	0

GEORGIA SPORTS "Q"UALITY WINS

Georgia was No. 82 in Monday's NCAA RPI. The Bulldogs own a combined eight "Q1" and "Q2" victories. That's more than 42 of the teams ahead of UGA.

The Bulldogs also are 3-4 against ranked opponents, with wins over No. 21 Saint Mary's, No. 23 Florida (in Athens) and No. 18 Tennessee (in Athens).

HE LEADS NOW & HISTORICALLY

Yante Maten's status as the SEC's most statistically productive player – both this season and during his career – can not be debated.

Maten currently leads the SEC in scoring, both overall and in league games only, and also has produced an SEC-high 13 double-doubles this season.

Among stats for active career leaders, Maten is the league's leading scorer by 372 points, leading rebounding by 121 boards, leading shot blocker by 20 swats and leader in double-doubles by 12 such outings.

DOGS DRAWING AT HOME

Georgia hosted five sellout crowds at Stegeman Coliseum during 2017-18.

The Bulldogs averaged 8,214 fans over 15 games, their highest since averaging 8,250 during the 2010-11 campaign.

Georgia topped an average of 8,000 fans for the ninth time in program history and the sixth occasion in the 2000s.

HAMMONDS HIGH MOST BY A UGA FRESHMAN IN SIX YEARS

Rayshaun Hammonds' 21-point outburst against LSU on Feb. 24 represented the most productive performance by a Georgia freshman in more than six years.

To find a higher output by a first-year Bulldog you have to go back to Kentavious Caldwell-Pope's 25 points against Ole Miss on Jan. 21, 2012.

BULLDOGS BALANCED IN Ws

Five Bulldogs reached double figures in the scoring column during Georgia's wins over Florida and No. 18 Tennessee, while four did so in a victory over LSU.

At Florida on Feb. 14, Yante Maten scored 23 points and grabbed 10 rebounds. Derek Ogbeide also notched a double-double with 10 points and 10 boards. Tyree Crump chipped in 13 points to go along with career-high tallies of five rebounds and five assists. Rayshaun Hammonds and Juwan Parker also scored 10 points apiece.

Versus Tennessee on Feb. 17, Maten led the Bulldogs with 19 points, the 22nd time he's paced Georgia offensively this season. Ogbeide produced his second-straight double-double with a season-high 16 points and 11 rebounds. Crump added 11 points, and

Turtle Jackson and Juwan Parker chipped in 10 points each.

Against LSU on Feb. 24, Maten's double-double of 27 points and 11 boards, as well as his career-high six blocks, led Georgia. Ogbeide notched another double-double with 10 points and 10 boards, Hammonds poured in a career-most 12 points and Juwan Parker contributed 15 points.

CLAXTON JOINS FRESHMAN STARTERS

Nicolas Claxton earned his first career start at Vanderbilt on Feb. 7.

Claxton, the son of former Bulldog and All-SEC center Charles Claxton, became the ninth of Georgia's 13 scholarship players on the 2017-18 roster to start at least one game as a freshman.

Claxton joined seniors Yante Maten and Juwan Parker, juniors Mike Edwards and Derek Ogbeide, sophomores Tyree Crump and Jordan Harris and freshmen Rayshaun Hammonds and Teshawn Hightower as the Bulldogs' freshman starters.

DOGS WIN THRILLA IN GAINESVILLE

We loved the way Georgia defeated Florida at Exactech Arena on Feb. 14.

A pair of Yante Maten 3-pointers in the final 16 seconds helped the Bulldogs rally from a six-point deficit to tie the game at 59-59 and force overtime. Georgia eased to a 72-69 win.

The victory was Georgia's first over the Florida in Gainesville since 2002 and, combined with their win in Athens 15 days earlier, provided the Bulldogs with their first season sweep of Florida since 1997.

MATEN TABBED TO TOP-10 LISTS

Yante Maten was named a top-10 candidate for both the Senior CLASS Award and the Karl Malone Award on Feb. 8.

The Senior CLASS Award is given to a student-athlete who makes a positive impact as a community leader. The Karl Malone Award honors the top power forward in the nation.

An acronym for Celebrating Loyalty and Achievement for Staying in School, the Senior CLASS Award focuses on the total student-athlete and encourages students to use their athletic platforms to make a positive impact as leaders. The recipient will be announced during the Final Four.

The other finalists are: Shawn Anderson, Navy; Vladimir Brodziansky, TCU; Jevon Carter, West Virginia; Angel Delgado, Seton Hall; Rob Gray, Houston; A.J. Jacobson, North Dakota St.; Justin Johnson, WKU; Luke Morrison, Army; and Johnathan Williams, Gonzaga.

The Karl Malone Award, named after Hall of Famer and two-time NBA Most Valuable Player, is one of five position player of the year honors administered by the Naismith Memorial Basketball Hall of Fame. The winner

MARK FOX FACTS



HEAD COACH
MARK FOX

GEORGIA HIGHLIGHTS:

- Only coach to lead UGA to three-straight 20-win finishes in 112 seasons of basketball.
- School-record four 20-win campaigns (in seven seasons), tying Hugh Durham's total (in 17 seasons).
- 51 SEC wins since 2012-13, the winningest five-year stretch in program history.
- Three NBA Draft picks – Travis Leslie and Trey Thompkins in 2011 and Kentavious Caldwell-Pope in 2013.
- All told 30 Bulldogs – Juwan Parker and 25 of Fox's former Dogs and four players from before his arrival (including former NBA players Jarvis Hayes and Damien Wilkins & 2004 SEC Defensive Player of the Year Rashad Wright) have graduated from UGA during his tenure.

COACHING CAREER HIGHLIGHTS:

- Nine 20-win campaigns in 13 seasons as a head coach.
- Average of 20.6 wins per season.
- 10 post-season appearances – five NCAA Tournament, three NIT and two CBI.
- Established what was then a record for best winning percentage in first three seasons as a DI MBB head coach (81-18=.818).
- Three-time WAC Don Haskins Coach of the Year (2005, 2006, 2007).
- 5 conference Player of the Year honorees – four WAC and one SEC.
- 12 players who have gone on to play in the NBA, including first-round draft picks Kirk Snyder in 2004, JaVale McGee in 2008, Luke Babbitt in 2010 and Kentavious Caldwell-Pope in 2013.

SEASON-BY-SEASON RESULTS

NEVADA:.....123-43 (.741)			
SEASON	OVERALL	WAC	POST
2004-05	25-7	16-2 (1st)	NCAA
2005-06	27-6	13-3 (1st)	NCAA
2006-07	29-5	14-2 (1st)	NCAA
2007-08	21-12	12-4 (t-1st)	CBI
2008-09	21-13	11-5 (2nd)	CBI
GEORGIA:.....161-132 (.549)			
SEASON	OVERALL	SEC	POST
2009-10	14-17	5-11 (6th)	
2010-11	21-12	9-7 (t-3rd)	NCAA
2011-12	15-17	5-11 (11th)	
2012-13	15-17	9-9 (t-8th)	
2013-14	20-14	12-6 (t-2nd)	NIT
2014-15	21-12	11-7 (t-3rd)	NCAA
2015-16	20-14	10-8 (t-6th)	NIT
2016-17	19-15	9-9 (8th)	NIT
2017-18	16-14	7-11	
OVERALL:.....284-175 (.618)			

▶ **DOUBLE-DIGIT DOGS****POINTS**

	SEASON	CAREER
Yante Maten	29	91
Turtle Jackson	15	17
Juwan Parker	14	29
Rayshaun Hammonds	12	12
Derek Ogbeide	10	19
Tyree Crump	5	9
Mike Edwards	1	5
Jordan Harris	1	3
Pape Diatta	1	2
Nicolas Claxton	1	1
Teshaun Hightower	1	1

REBOUNDS

	SEASON	CAREER
Yante Maten	13	30
Derek Ogbeide	4	17
Juwan Parker	1	2
Rayshaun Hammonds	1	1

DOUBLE-DOUBLES

	SEASON	CAREER
Yante Maten	13	29
Derek Ogbeide	3	6
Juwan Parker	1	1

20-POINT GAMES

	SEASON	CAREER
Yante Maten	15	37
Rayshaun Hammonds	1	1

30-POINT GAMES

	SEASON	CAREER
Yante Maten	1	5

▶ **LEADING THE DOGS****GAMES LEADING**

	PT.	REB.	AST.	BLK.	STL.
Nicolas Claxton	0	1	0	15	3
Tyree Crump	3	0	2	1	5
Pape Diatta	0	0	0	0	2
Mike Edwards	0	0	0	2	1
Rayshaun Hammonds	0	4	3	2	3
Jordan Harris	0	0	1	2	3
Christian Harrison	0	0	0	0	0
Teshaun Hightower	0	0	1	0	4
Turtle Jackson	4	0	21	3	8
Yante Maten	25	21	1	16	6
Connor O'Neill	0	0	0	0	0
Derek Ogbeide	0	7	0	12	4
Juwan Parker	1	1	1	3	7
E'Torrion Wilridge	0	0	2	1	0

* – Includes when tied for team-high

will be honored at ESPN's College Basketball Awards in Los Angeles on April 6.

Joining Maten in the top 10 candidates for the Malone Award are: DeAndre Ayton, Arizona; Gary Clark Jr., Cincinnati; Marvin Bailey III, Duke; Wendell Carter Jr., Duke; Nick King, MTSU; Jordan Murphy, Minnesota; Luke Maye, N. Carolina; Mike Daum, South Dakota St.; and Robert Williams, Texas A&M.

RATIN' MATEN A POPULAR TASK

Preseason recognition was consistent and plentiful for Yante Maten.

Maten was ranked as one of the nation's top-25 players by three different online preseason ledgers. CBSsports.com put him No. 22, ESPN.com listed him No. 23 (info below) and NBCsports.com tabbed him No. 24.

Maten was tabbed preseason SEC Play-

**23. Yante Maten, Georgia Bulldogs**

Last seen scoring 33 points in just 31 minutes in UGA's 80-68 exhibition loss to Michigan State, Maten is going to be a problem for opposing defenses all season. The 6-8 senior is a box score stuffer par excellence.

er of the Year by the Blue Ribbon College Basketball Yearbook and a panel of SEC and national media. The media named Maten, Texas A&M's Robert Williams and Missouri's Michael Porter, Jr. as co-player of the year.

Maten was included on watch lists for the Wooden Award, Oscar Robertson Trophy, Naismith Trophy and Senior CLASS Award.

Maten also received a good bit of preseason All-America recognition, including first-team status from Jay Bilas.

DIATTA RETURNS TO ROTATION

A significant ankle sprain last summer stymied Pape Diatta's senior season. He practiced and played with a brace through the New Year and spent the next month strengthening the ankle.

After seeing action in just six contests and failing to score in Georgia's first 21 games, Diatta put 12 points at Mississippi State on Feb. 3.

Diatta logged a combined 36 minutes during the first 21 outings of the season but then recorded 37 combined MP in back-to-back contests against State and Vanderbilt.

THIS TURTLE STARTED QUICKLY

William "Turtle" Jackson entered the season with two double-digit scoring performances in 66 games played at Georgia.

He had nine double-figure outputs in the first 11 contests this season.

Jackson produced a quartet of career-high scoring outputs in the first five games (from 10 points entering the season to 11 to 13 to 16 to 17). In fact, he reached double figures in the scoring column in the first half alone of the first two games.

Jackson had 11 points – all in the first half – against Bryant. Against USC Upstate, he scored first-half 10 points and added three more following the break.

That mark lasted two games until Jackson put up 16 points versus Cal State Fullerton... and then topped that with 17 points less than 24 hours later against San Diego State.

MATEN EARNS SEC POTW

Yante Maten was named the SEC Player of the Week on Dec. 26, after leading Georgia to decisive home victories over Georgia Tech and Temple. He averaged 27.0 points and 9.0 rebounds while making 56.7 percent of his shots from the floor in those contests.

Those performances had historic implications for Bulldog Basketball. Maten joined Georgia's top-10 career rebounding leaders in the outing against Tech and then ascended into the Bulldogs' top-10 career scoring leaders versus the Owls. He is one of only four Dogs included on both top 10s.

The SEC Player of the Week

honor was Maten's second.

CRUMP'S CAREER NIGHT LIFTS DOGS

Tyree Crump's career-high 17 points against No. 21 Saint Mary's all came during the second half and overtime.

Crump knocked down back-to-back 3s in a 37-second span early in the second half and went on to connect on 6-of-10 shots overall and 4-of-6 3-pointers the rest of the way.

Crump has done most of his scoring from 3-point range. This season, 39 of his 52 makes (75.0 percent) have been 3-pointers, and 58-of-85 career field goals (68.2 percent) have come from behind the arc.

BULLDOGS ARE HOMEGROWN

More than half of Georgia's roster – eight of 15 to be exact – played high school hoops in the Peach State. That includes Tyree Crump (Bainbridge High School), Rayshaun Hammonds (Norcross High School), Jordan Harris (Seminole County High School), Christian Harrison (Woodward Academy), Teshaun Hightower (Collins Hill High School), William "Turtle" Jackson (Athens Christian), Connor O'Neill (Blessed Trinity High School) and Derek Ogbeide (Pebblebrook High School).

MORE IN-STATE DOGS ON THE WAY

Amanze Ngumezi and JoJo Toppin, a pair of premier in-state prospects, signed letters-of-intent to play for Georgia, Mark Fox announced on Thursday, Nov. 16.

Ngumezi (whose name is pronounced "Uh-mahn-zay In-goo-meh-zay), a 6-9, 235-pound power forward from Savannah, averaged a double-double of 12.8 points and 11.6 rebounds as a junior.



DOGS DEBUT RENEWED ARENA

Stegeman has undergone thorough renovations in the last few years, receiving a 21st Century face lift of at a cost of more than \$20-million.

This summer, the arena received a massive center-hung scoreboard, new black seats, an improved LED lighting system, a state-of-the-art sound system and graphics above the horseshoe end celebrating past teams and retired jerseys. All told, the Coliseum went from having roughly 1,000-square feet of HD/LED signage to more than 4,000-square feet as broken out below.

The renovations in 2017 followed work in the summer of 2016 which provided a dramatic mural covering the Coliseum's distinctive end wall.

"Obviously, we're extremely excited about Stegeman not only for our fans, but also for our players," head coach Mark Fox said. "This is going to have a tremendous impact on our program and our university. It's beautiful inside. It's very well done. I have to compliment the architects and the construction companies. They did a terrific job. I think it will change the energy in the building because we have more tools to create atmosphere. I was in there with Dominique Wilkins and his statement was pretty good. This is now an arena, and it feels like an arena."

In 2010, Stegeman's concourses received a similar makeover, upgrading the graphics, enhancing spectator access to concessions and restrooms and adding 5,000-square feet of concourse space on each side of the arena. That work won awards from the American Institute of Architects and the Illuminating Engineering Society of North America.

Center-hung scoreboard

- 1008 square feet of HD video
- 1054 square feet of LED sections

Additional LED features

- 800 square feet on 3 ribbon boards
- 500 square feet over the 12 entry portals
- 50 square feet over 2 tunnels
- 375 square feet on 1 auxiliary board

Additional HD video

- 275 square feet on pre-existing board

Toppin, a 6-6, 180-pound small forward from Norcross, posted averages of 10.0 points, 7.0 rebounds and 2.0 steals per game as a junior at Norcross High. Toppin – and current Bulldog freshman Rayshaun Hammonds – helped lead the Blue Devils to a runner-up showing in the 7A State Tournament.

DOGS GO VIRAL...IN A BAD WAY

Georgia played through a stomach bug that hit 11 of the Bulldogs' 15 players at the Wooden Legacy in California over the Thanksgiving holiday.

The illness originally hit around 2:00 a.m. PT on Nov. 24, hours after a win over Cal State Fullerton. About half the team, including multiple starters, became sick. Even more became ill after the San Diego State game.

Georgia began its game with Saint Mary's with five unaffected players; however, Turtle Jackson, one of those, became ill in the first half and was forced to the locker room.

Still, the Bulldogs battled through to force overtime and eventually defeat the No. 21-ranked Gaels.

"It was a team win," Mark Fox said. "We've had a tough couple of days. We had 10 guys get the stomach flu up until tip time today, and we turn around in the first half and our point guard, who hadn't had it, gets sick. To battle through that the last couple of days and to compete tonight like a unit like we did and beat a very good Saint Mary's team, I'm extremely proud of our players."

HAMMONDS GETS NOD FOR OPENER

Rayshaun Hammonds became the first freshman to start the opener for Georgia since Kentavious Caldwell-Pope in 2011-12.

Hammonds scored 17 points – on 7-of-9 shooting from the field – against Bryant on Nov. 10, the highest output by a UGA freshman in an opener in a decade – since Jeremy Price put up 18 vs. Jacksonville State one decade and one day earlier on Nov. 9, 2007.

FYI, Caldwell-Pope, who went on to win SEC Player of the Year honors in 2013, had 15 points in his debut vs. Wofford. KCP signed an \$18-million contract to play with the Los Angeles Lakers this season.

FOXES DONATE ALMOST \$20K

Mark Fox and his wife Cindy donated \$1 to charity for every fan who attended the Bulldogs' three November home games.

When society has issues or college hoops has issues - we have an obligation to try & make things better. Debating how to do so is healthy but complaining because people are trying doesn't make a great deal of sense to me. I feel we should invest in our communities and the young people in them. So Cindy and I have decided to give \$1 for every fan that attends any of our 3 November home games to local organizations that hope to make the next generation better. The money will be split between the Clarke County Mentoring program and the Athens Boys and Girls Club. I hope to see you in Stegeman in November.

Mark Fox

@markfox

Like right? I had a \$1 for all the complaining I hear... So we only \$1 ended up with this @Clarkecountymen

WendellGCH

10/28/17 10:18 AM

10/28/17 10:18 AM

The amount was split between the Boys and Girls Club of Athens and the Clarke County Mentor Program.

The Foxes contributed \$18,976 (\$9,488 to each).

Mark Fox announced the effort in an Oct. 12 tweet (to the left).

Georgia drew 7,387 fans for the opener against

Bryant – UGA's biggest crowd for a season opener in a decade – as well as 5,369 for the Upstate date and 6,220 against Texas A&M-Corpus Christi.

Cindy Fox is on the board for Clarke Mentors, which recruits community volunteers to mentor children who attend Clarke County Schools. Derrick Floyd, director of operations for the Athens Boys and Girls Club, was a Bulldog letterwinner from 1980-83 and is now official scorer for Georgia basketball games and the SEC Tournament.

"Those groups are working to try and make the next generation better and to make society better," Mark Fox said. "If we can give them a little help, that's great."

HOMECOMING WITH A CAUSE

Georgia's October 29 exhibition game against No. 2-ranked Michigan State was a homecoming for Yante Maten and Mike Edwards. Maten and Edwards are from Pontiac and Westland, respectively.

The Spartans topped the Bulldogs 80-68, a Van Andel Arena in Grand Rapids, Mich., but the real winner was the Red Cross.

While Michigan State hosted the game, the two teams split the proceeds evenly to donate to their charities of choice – Georgia to the American Red Cross of Georgia and Michigan to the Red Cross – International Services.

A pregame presentation included a check for \$339,447 for Hurricane Irma relief efforts. That amount grew to \$368,111.61, and Georgia held a second presentation for its proceeds at the season opener against Bryant.

The contest came together in less than a week when the NCAA approved a waiver to allow teams to play an extra exhibition game for a charitable cause.

Maten was the 2014 Gatorade Player of the Year at Bloomfield Hills High. Edwards was captain of the Detroit Free Press' Class A All-State team in 2015 for John Glenn High.

▶ **GEORGIA'S ALL-TIME SEC TOURNAMENT RESULTS****1933 - ATLANTA (7 SEED)**

2/24 1st L Tulane 46, Georgia 22

1934 - ATLANTA (9 SEED)2/23 1st W Georgia 33, Georgia Tech 19
2/24 QF L Vanderbilt 46, Georgia 29**1936 - KNOXVILLE (10 SEED)**

2/28 1st L Auburn 43, Georgia 26

1937 - KNOXVILLE (6 SEED)

2/26 1st L Tennessee 35, Georgia 11

1938 - BATON ROUGE (9 SEED)

3/3 1st L Tulane 47, Georgia 36

1939 - KNOXVILLE (2 SEED)

3/2 QF L LSU 50, Georgia 28

1940 - KNOXVILLE (3 SEED)2/28 1st W Georgia 48, Auburn 41
2/29 QF W Georgia 45, Ole Miss 28
3/1 SF W Georgia 30, Alabama 28
3/2 F L Kentucky 51, Georgia 43**1941 - LOUISVILLE (9 SEED)**

2/28 QF L Tennessee 41, Georgia 39

1942 - LOUISVILLE (7 SEED)

2/26 1st L Tennessee 62, Georgia 50

1943 - LOUISVILLE (10 SEED)2/25 1st W Georgia 36, Ole Miss 27
2/26 QF L Kentucky 59, Georgia 30**1944 - LOUISVILLE (3 SEED)**

2/24 1st L Kentucky 57, Georgia 29

1945 - LOUISVILLE (11 SEED)

2/28 1st L Ga.Tech 68, Georgia 49

1946 - LOUISVILLE (6 SEED)2/28 1st W Georgia 36, Ga. Tech 30
3/1 QF W Georgia 45, Mississippi State 44
3/2 SF L LSU 60, Georgia 41**1947 - LOUISVILLE (10 SEED)**

2/27 1st L Tennessee 58, Georgia 45

1948 - LOUISVILLE (6 SEED)

3/5 QF L Ga. Tech 60, Georgia 57

1949 - LOUISVILLE (8 SEED)

3/4 QF L Tulane 92, Georgia 62

1950 - LOUISVILLE (6 SEED)3/2 1st W Georgia 59, Ole Miss 58
3/3 QF W Georgia 52, Alabama 51 (OT)
3/4 SF L Kentucky 79, Georgia 63**1951 - LOUISVILLE (7 SEED)**

3/1 QF L Vanderbilt 70, Georgia 60

1952 - LOUISVILLE (11 SEED)

2/28 1st L Vanderbilt 61, Georgia 49

1979 - BIRMINGHAM (7 SEED)2/28 1st W Georgia 75, Mississippi State 72
3/1 QF L Auburn 95, Georgia 91 (4OT)**1980 - BIRMINGHAM (8 SEED)**

2/27 1st L Auburn 79, Georgia 71

1981 - BIRMINGHAM (5 SEED)3/4 QF W Georgia 88, Alabama 80
3/5 SF W Georgia 68, LSU 60
3/6 F L Ole Miss 66, Georgia 62**1982 - LEXINGTON (6 SEED)**

3/6 QF L Alabama 85, Georgia 74

CHAMPIONS**1983 - BIRMINGHAM (6 SEED)**3/11 QF W Georgia 69, Ole Miss 55
3/12 SF W Georgia 79, Tennessee 60
3/13 F W Georgia 86, Alabama 71**1984 - NASHVILLE (8 SEED)**3/7 QF W Georgia 52, Mississippi State 49
3/8 SF L Kentucky 92, Georgia 79**1985 - BIRMINGHAM (2 SEED)**3/7 QF W Georgia 67, Tennessee 61
3/8 SF L Alabama 74, Georgia 53**1986 - LEXINGTON (6 SEED)**

3/6 QF L Alabama 79, Georgia 59

1987 - ATLANTA (3 SEED)3/6 QF W Georgia 65, Ole Miss 63
3/7 SF L LSU 89, Georgia 88 (2OT)**1988 - BATON ROUGE (7 SEED)**3/10 1st W Georgia 64, Mississippi State 43
3/11 QF W Georgia 65, Auburn 60
3/12 SF W Georgia 72, Florida 70
3/13 F L Kentucky 62, Georgia 57**1989 - KNOXVILLE (9 SEED)**3/9 1st W Georgia 83, Mississippi State 68
3/10 QF L Florida 62, Georgia 61**1990 - ORLANDO (1 SEED)**

3/9 QF L Vanderbilt 78, Georgia 74 (OT)

1991 - NASHVILLE (5 SEED)3/8 QF W Georgia 80, Vanderbilt 72
3/9 SF L Tennessee 85, Georgia 65**1992 - BIRMINGHAM (E4 SEED)**3/12 1st W Georgia 85, Ole Miss 66
3/13 QF L Arkansas 73, Georgia 60**1993 - LEXINGTON (E4 SEED)**3/11 1st W Georgia 87, Mississippi State 56
3/12 QF L Arkansas 65, Georgia 60**1994 - MEMPHIS (E4 SEED)**3/10 1st W Georgia 83, LSU 70
3/11 QF L Arkansas 95, Georgia 83**1995 - ATLANTA (E4 SEED)**

3/10 QF L Alabama 68, Georgia 57

1996 - NEW ORLEANS (E2 SEED)3/8 QF W Georgia 74, Tennessee 63
3/9 F L Mississippi State 86, Georgia 68**1997 - MEMPHIS (E3 SEED)**3/6 1st W Georgia 75, LSU 54
3/7 QF W Georgia 65, Arkansas 63
3/8 SF W Georgia 78, South Carolina 63
3/9 F L Kentucky 95, Georgia 68**1998 - ATLANTA (E4 SEED)**3/5 1st W Georgia 79, Mississippi State 76
3/6 QF L Ole Miss 72, Georgia 67**1999 - ATLANTA (E4 SEED)**

3/4 1st L Alabama 65, Georgia 58

2000 - ATLANTA (E6 SEED)

3/9 1st L Arkansas 71, Georgia 64

2001 - NASHVILLE (E3 SEED)

3/8 1st L LSU 63, Georgia 62

2002 - ATLANTA (E1 SEED)

3/8 QF L LSU 78, Georgia 76

2003 - NEW ORLEANS

Georgia did not participate

2004 - ATLANTA (E5 SEED)3/11 1st W Georgia 73, Auburn 59
3/12 QF L Kentucky 69, Georgia 60**2005 - ATLANTA (E6 SEED)**

3/10 1st L Mississippi State 76, Georgia 65

2006 - NASHVILLE (E6 SEED)

3/9 1st L Arkansas 80, Georgia 67

2007 - ATLANTA (E5 SEED)3/8 1st W Georgia 80, Auburn 65
3/9 QF L Florida 74, Georgia 57**CHAMPIONS****2008 - ATLANTA (E6 SEED)**3/13 1st W Georgia 97, Ole Miss 95 (OT)
3/15 QF W Georgia 60, Kentucky 56 (OT)
3/15 SF W Georgia 64, Mississippi State 60
3/16 F W Georgia 66, Arkansas 57**2009 - TAMPA (E6 SEED)**

3/12 1st L Mississippi State 79, Georgia 60

2010 - NASHVILLE (E6 SEED)3/11 1st W Georgia 77, Arkansas 64
3/12 QF L Vanderbilt 78, Georgia 66**2011 - ATLANTA (E4 SEED)**3/10 1st W Georgia 69, Auburn 51
3/11 QF L Alabama 65, Georgia 59 (OT)**2012 - NEW ORLEANS (11 SEED)**3/8 1st W Georgia 71, Mississippi State 61
3/9 QF L Vanderbilt 63, Georgia 41**2013 - NASHVILLE (8 SEED)**

3/14 2nd L LSU 68, Georgia 63

2014 - ATLANTA (3 SEED)3/14 QF W Georgia 75, Ole Miss 73
3/15 SF L Kentucky 70, Georgia 58**2015 - NASHVILLE (3 SEED)**3/13 QF W Georgia 74, South Carolina 62
3/14 SF L Arkansas 60, Georgia 49**2016 - NASHVILLE (6 SEED)**3/10 2nd W Georgia 79, Mississippi State 69
3/11 QF W Georgia 65, South Carolina 64
3/12 SF L Kentucky 93, Georgia 80**2017 - NASHVILLE (8 SEED)**3/9 2nd W Georgia 59, Tennessee 57
3/10 QF L Kentucky 71, Georgia 60

► UP-TO-DATE GEORGIA SEASON RECORDS...

POINTS

Rk.	No.	Player	Season	G
1.	732	Dominique Wilkins	1981	31
2.	659	Dominique Wilkins	1982	31
3.	646	Jacky Dorsey	1975	25
4.	640	J.J. Frazier	2017	34
5.	613	Walter Daniels	1979	28
6.	610	Alec Kessler	1990	29
7.	596	Alec Kessler	1989	31
8.	594	Bob Lienhard	1969	25
	594	Vern Fleming	1984	30
10.	591	K. Caldwell-Pope	2013	32
11.	590	Zippy Morocco	1953	25
12.	588	Jacky Dorsey	1976	27
13.	583	Willie Anderson	1988	35
14.	583	YANTE MATEN	2018	30
15.	576	Litterial Green	1991	28
16.	575	Vern Fleming	1983	34
17.	573	J.J. Frazier	2016	34
18.	564	Litterial Green	1992	29
	564	Jumaine Jones	1999	30
20.	562	YANTE MATEN	2016	34
21.	551	Toney Mack	1988	36
22.	550	D.A. Layne	2000	30
23.	549	Trey Thompkins	2010	31
24.	538	Jarvis Hayes	2002	29
25.	533	Bob Lienhard	1968	25
	533	Ronnie Hogue	1972	26

REBOUNDS

Rk.	No.	Player	Season	G
1.	396	Bob Lienhard	1969	25
2.	373	Bob Lienhard	1968	25
3.	368	Tim Bassett	1973	26
4.	356	Jerry Waller	1964	26
5.	347	Bob Lienhard	1970	25
6.	337	Tim Bassett	1972	26
7.	301	Alec Kessler	1989	31
8.	300	Alec Kessler	1990	29
9.	299	Jumaine Jones	1998	35
10.	296	Jacky Dorsey	1975	25
11.	284	Jumaine Jones	1999	30
12.	273	YANTE MATEN	2016	34
13.	271	Terry Fair	1980	27
14.	265	YANTE MATEN	2018	30
15.	261	John Johnson	1961	26
	261	Anthony Evans	2000	30
17.	260	Phillip Simpson	1961	26
18.	259	DEREK OGBEIDE	2017	34
19.	258	Jerry Waller	1965	24
	258	Trey Thompkins	2010	31
21.	256	Chris Daniels	2002	32
22.	255	Phillip Simpson	1960	25
23.	254	Jacky Dorsey	1976	27
24.	253	Jerry Waller	1966	25
25.	250	Dominique Wilkins	1982	31

FREE THROW MAKES

Rk.	No.	Player	Season	FTA
1.	210	Zippy Morocco	1953	303
2.	199	Alec Kessler	1990	263
3.	195	Charles Mann	2014	277
4.	187	J.J. Frazier	2017	211
5.	176	Alec Kessler	1989	232
	176	YANTE MATEN	2018	217
7.	169	Murphy McManus	1955	222
8.	159	J.J. Frazier	2016	193
	159	Charles Mann	2016	228
10.	149	YANTE MATEN	2017	208
11.	147	Charles Mann	2015	220
12.	146	Litterial Green	1991	188
13.	145	Litterial Green	1989	187
14.	144	Alec Kessler	1988	183
15.	136	Litterial Green	1992	198
16.	135	Kentavious Caldwell-Pope	2013	169
17.	130	YANTE MATEN	2016	166
19.	127	Jimmy Pitts	1964	156
19.	124	Bob Lienhard	1969	163
20.	122	Jumaine Jones	1999	168

FREE THROW ATTEMPTS

Rk.	No.	Player	Season	FTs
1.	303	Zippy Morocco	1953	210
2.	277	Charles Mann	2014	195
3.	263	Alec Kessler	1990	199
4.	232	Alec Kessler	1989	176
5.	228	Charles Mann	2016	159
6.	222	Murphy McManus	1955	169
7.	220	Charles Mann	2015	147
8.	217	YANTE MATEN	2018	176
9.	211	J.J. Frazier	2017	187
10.	208	YANTE MATEN	2017	149
11.	193	J.J. Frazier	2016	159
12.	188	Litterial Green	1991	146
	188	Litterial Green	1992	136
14.	187	Litterial Green	1989	145
15.	183	Alec Kessler	1988	144
16.	180	Sundiata Gaines	2008	109
17.	175	Terry Fair	1983	116
18.	171	Litterial Green	1990	121
19.	170	Charles Mann	2013	117
20.	169	Kentavious Caldwell-Pope	2013	135
	169	Earl Davis	1949	97
	169	Vern Fleming	1983	121

FREE THROW PERCENTAGE

(Minimum 50 FTs made)

Rk.	No.	Player	Season	FT
1.	.910	Channing Toney	2005	61-67
2.	.902	Joe Ward	1984	55-61
3.	.886	J.J. Frazier	2017	187-211
4.	.864	Lanny Taylor	1970	70-81
5.	.858	Jerry Epling	1969	91-106
6.	.856	JUWAN PARKER	2017	77-90
7.	.855	JUWAN PARKER	2018	71-83
8.	.854	John Fraley	1972	105-123
9.	.839	Terrance Woodbury	2009	78-93
10.	.838	Marshall Wilson	1991	83-99
11.	.837	Dick McIntosh	1967	72-86
12.	.836	Levi Stukes	2007	51-61
13.	.831	Billy Humphrey	2008	69-83
14.	.827	J.J. Frazier	2015	86-104
15.	.826	Horace McMillan	1986	57-69
16.	.824	Katu Davis	1995	75-91
	.824	J.J. Frazier	2016	159-193
18.	.822	Dustin Ware	2010	60-73
19.	.820	Barry Cohen	1971	73-89
20.	.817	D.A. Layne	2000	107-131

BLOCKED SHOTS

Rk.	No.	Player	Season	G
1.	94	Charles Claxton	1995	28
2.	91	Richard Corhen	1984	30
3.	88	Lavon Mercer	1977	27
4.	83	Terrell Bell	1996	31
5.	76	Lavon Mercer	1980	27
6.	61	YANTE MATEN	2016	34
7.	60	Antonio Harvey	1991	29
8.	58	Charles Claxton	1994	30
9.	56	Lavon Mercer	1979	25
10.	51	Donte' Williams	2012	32
11.	50	Trey Thompkins	2011	30
12.	49	Willie Anderson	1987	29
	49	Willie Anderson	1988	35
14.	48	Charles Claxton	1992	29
15.	47	Charles Claxton	1993	29
16.	45	Terry Fair	1983	34
	45	Marcus Thornton	2014	34
	45	YANTE MATEN	2015	32
19.	44	Younes Idrissi	2006	30
20.	43	Rashaad Singleton	2006	29
	43	YANTE MATEN	2017	29
	43	YANTE MATEN	2018	29

▶ UP-TO-DATE GEORGIA CAREER RECORDS...

POINTS

Rk.	No.	Player	Seasons	G
1.	2111	Litterial Green	1989-92	116
2.	1831	YANTE MATEN	2015-18	125
3.	1788	Alec Kessler	1987-90	123
4.	1777	Vern Fleming	1981-84	125
5.	1688	Dominique Wilkins	1980-82	78
6.	1679	Walter Daniels	1976-79	101
7.	1659	Bob Lienhard	1968-70	75
8.	1628	J.J. Frazier	2014-17	130
9.	1517	Shandon Anderson	1993-96	118
10.	1492	Terry Fair	1980-83	123
11.	1469	Sundiata Gaines	2004-08	123
12.	1451	D.A. Layne	1999-2001	91
13.	1430	James Banks	1981-84	125
14.	1414	Carlos Strong	1993-96	118
15.	1411	Charles Mann	2013-16	132
16.	1396	Trey Thompkins	2009-11	89
17.	1383	Levi Stukes	2004-07	115
18.	1367	Ronnie Hogue	1971-73	77
19.	1349	Ezra Williams	2001-03	90
20.	1348	Willie Anderson	1985-88	107
21.	1324	Kenny Gaines	2013-16	126
22.	1274	Charles Claxton	1992-95	116
23.	1261	Eric Marbury	1979-82	110
24.	1259	Bob Healey	1947-50	100
25.	1253	Lavon Mercer	1977-80	106

REBOUNDS

Rk.	No.	Player	Seasons	G
1.	1116	Bob Lienhard	1968-70	75
2.	923	Terry Fair	1980-83	123
3.	893	Alec Kessler	1987-90	123
4.	871	YANTE MATEN	2015-18	125
5.	867	Jerry Waller	1964-66	75
6.	840	Charles Claxton	1992-95	116
7.	838	Lavon Mercer	1977-80	106
8.	763	Chris Daniels	2000-04	119
9.	739	Carlos Strong	1993-96	118
10.	705	Tim Bassett	1972-73	52
11.	693	Trey Thompkins	2009-11	89
13.	684	John Johnson	1959-61	77
13.	674	Sundiata Gaines	2004-08	123
14.	664	Marcus Thornton	2011-15	133
15.	654	James Banks	1981-84	125
16.	633	Ray Jeffords	1966-68	76
17.	591	DEREK OGBEIDE	2016-18	93
18.	588	Dominique Wilkins	1980-82	78
19.	587	Shandon Anderson	1993-96	118
20.	583	Jumaine Jones	1998-99	65
21.	581	Nemanja Djuricic	2012-15	131
22.	554	Michael Chadwick	1996-99	129
23.	551	Travis Leslie	2009-11	90
24.	550	Jacky Dorsey	1975-76	52
25.	543	Dave Bliss	2005-08	124

FIELD GOAL MAKES

Rk.	No.	Player	Seasons	FGA
1.	723	Dominique Wilkins	1980-82	1365
2.	721	Walter Daniels	1976-79	1506
3.	700	Vern Fleming	1981-84	1378
4.	678	Litterial Green	1989-92	1611
5.	663	Bob Lienhard	1968-70	1110
6.	633	YANTE MATEN	2015-18	1303
7.	612	Alec Kessler	1987-90	1223
8.	583	Terry Fair	1980-83	1087
9.	581	Shandon Anderson	1993-96	1167
10.	578	Ronnie Hogue	1971-73	1186

FIELD GOAL ATTEMPTS

Rk.	No.	Player	Seasons	FG
1.	1611	Litterial Green	1989-92	678
2.	1506	Walter Daniels	1976-79	721
3.	1378	Vern Fleming	1981-84	700
4.	1365	Dominique Wilkins	1980-82	723
5.	1303	YANTE MATEN	2015-18	633
6.	1230	Sundiata Gaines	2005-08	506
7.	1223	Alec Kessler	1987-90	612
8.	1212	J.J. Frazier	2014-17	487
9.	1186	Ronnie Hogue	1971-73	578
10.	1168	Carlos Strong	1993-96	546

FREE THROW MAKES

Rk.	No.	Player	Seasons	FTA
1.	618	Charles Mann	2013-16	896
2.	549	Alec Kessler	1986-90	720
3.	548	Litterial Green	1988-92	744
4.	501	YANTE MATEN	2015-18	662
5.	450	J.J. Frazier	2014-17	535
6.	377	Vern Fleming	1981-84	535
7.	344	Jimmy Pitts	1963-65	428
8.	336	Sundiata Gaines	2005-08	569
9.	333	Bob Lienhard	1968-70	487
10.	326	Terry Fair	1980-83	478

FREE THROW ATTEMPTS

Rk.	No.	Player	Seasons	FTs
1.	896	Charles Mann	2013-16	618
2.	744	Litterial Green	1989-92	548
3.	720	Alec Kessler	1987-90	549
4.	662	YANTE MATEN	2015-18	501
5.	569	Sundiata Gaines	2005-08	336
6.	558	Charles Claxton	1992-95	275
7.	535	Vern Fleming	1981-84	377
	535	J.J. Frazier	2014-17	450
9.	494	Bill Ensley	1954-58	237
10.	488	Carlos Strong	1993-96	308

FREE THROW PERCENTAGE

(Minimum 125 FTs made)

Rk.	No.	Player	Seasons	FT
1.	.841	J.J. Frazier	2014-17	450-533
2.	.831	Dick McIntosh	1966-68	162-195
3.	.827	JUWAN PARKER	2014-18	225-272
4.	.822	Jerry Epling	1968-70	221-269
5.	.804	Jimmy Pitts	1963-65	344-428
	.804	Dustin Ware	2009-12	201-250
7.	.791	D.A. Layne	1999-01	246-311
8.	.787	Joe Ward	1984-86	159-202
9.	.784	Willie Anderson	1985-88	221-282
10.	.777	Terrance Woodbury	2006-09	161-207
11.	.775	Jarvis Hayes	2002-03	134-173
12.	.763	Alec Kessler	1987-90	549-720
13.	.757	YANTE MATEN	2015-18	501-662
14.	.752	Ezra Williams	2001-03	200-266
	.752	K. Caldwell-Pope	2012-13	188-250
16.	.751	Ray Harrison	1996-99	263-350
	.751	Jumaine Jones	1998-99	217-289
18.	.743	Travis Leslie	2009-11	246-331
19.	.741	Kenny Gaines	2013-16	223-301
20.	.740	Levi Stukes	2004-07	202-273

BLOCKED SHOTS

Rk.	No.	Player	Seasons	G
1.	302	Lavon Mercer	1977-80	106
2.	247	Charles Claxton	1992-95	116
3.	192	YANTE MATEN	2015-18	125
4.	168	Terrell Bell	1993-96	102
5.	142	Dominique Wilkins	1980-82	78
6.	136	Donte' Williams	2011-14	125
7.	125	Richard Corhen	1982-85	120
8.	122	Willie Anderson	1985-88	107
9.	120	Marcus Thornton	2011-15	133
10.	119	Chris Daniels	2001-04	119

► 2017-18 OVERALL STATS (16-14) (HOME: 11-4; AWAY: 4-9; NEUTRAL: 1-1)

NO. PLAYER	G-GS	MP-Avg.	FG-FGA	Pct.	3FG-FGA	Pct.	FT-FTA	Pct.	OR	DR	Tot.-Avg.	PF-DQ	A	TO	B	S	Pts.-Avg
01 Yante Maten	30-30	1031-34.4	190-409	.465	25-75	.333	176-217	.811	107	158	265-8.8	69-1	48	65	43	13	581-19.4
00 William Jackson II	30-30	906-30.2	87-240	.363	50-150	.333	37-49	.755	8	58	66-2.2	59-2	113	57	5	22	261-8.7
03 Juwan Parker	30-19	759-25.3	82-207	.396	25-69	.362	71-83	.855	18	94	112-3.7	50-0	38	41	5	13	260-8.7
34 Derek Ogbeide	30-25	665-22.2	97-159	.610	0-1	.000	25-53	.472	51	129	180-6.0	57-0	19	36	27	11	219-7.3
20 Rayshaun Hammonds	30-23	716-23.9	73-180	.406	15-54	.278	38-52	.731	44	105	149-5.0	74-1	43	40	5	13	199-6.6
04 Tyree Crump	28-2	390-13.9	52-147	.354	39-111	.351	29-40	.725	0	30	30-1.1	22-0	33	34	2	9	172-6.1
33 Nicolas Claxton	30-5	415-13.8	38-84	.452	7-19	.368	32-58	.552	46	62	108-3.6	53-1	5	20	38	5	115-3.8
02 Jordan Harris	18-0	285-15.8	21-52	.404	6-22	.273	15-23	.652	5	32	37-2.1	29-1	15	15	3	8	63-3.5
10 Tashaun Hightower	26-3	261-10.0	26-72	.361	8-32	.250	17-42	.405	1	32	33-1.3	23-0	30	27	2	8	77-3.0
32 Mike Edwards	27-0	266-9.9	18-46	.391	0-0	.000	16-26	.615	18	33	51-1.9	32-0	6	13	5	5	52-1.9
05 Pape Diatta	14-1	119-8.5	5-14	.357	4-8	.500	4-8	.500	4	14	18-1.3	14-1	5	6	1	4	18-1.3
13 E'Torrion Wilridge	26-12	256-9.8	9-33	.273	3-24	.125	9-16	.563	5	22	27-1.0	7-0	21	17	4	4	30-1.2
30 Isaac Kante	9-0	22-2.4	4-5	.800	0-0	.000	2-2	1.000	1	2	3-0.3	2-0	0	2	1	0	10-1.1
24 Connor O'Neill	2-0	7-3.5	0-5	.000	0-0	.000	1-2	.500	4	0	4-2.0	0-0	0	2	0	1	1-0.5
11 Christian Harrison	1-0	3-3.0	0-0	.000	0-0	.000	0-0	.000	0	1	1-1.0	0-0	0	0	0	0	0-0.0
TM TEAM									52	41	93-3.1	0		21			
Total	30		702-1653	.425	182-565	.322	472-671	.703	364	813	1177-39.2	491-7	376	396	141	116	2058-68.6
Opponents	30		707-1793	.394	226-678	.333	378-514	.735	329	683	1012-33.7	608-19	312	295	98	184	2018-67.3

BY PERIOD	1st	2nd	1OT	2OT	Total	DEADBALL REBOUNDS TOTAL
Georgia	966	1053	31	8	2058	Georgia 109
Opponents	933	1048	26	11	2018	Opponents 74

TEAM STATISTICS

	UGA	OPP
SCORING	2058	2018
Points per game	68.6	67.3
Scoring margin	+1.3	-
FIELD GOALS-ATT	702-1653	707-1793
Field goal pct	.425	.394
3 POINT FG-ATT	182-565	226-678
3-point FG pct	.322	.333
3-pt FG made per game	6.1	7.5
FREE THROWS-ATT	472-671	378-514
Free throw pct	.703	.735
F-Throws made per game	15.7	12.6
REBOUNDS	1177	1012
Rebounds per game	39.2	33.7
Rebounding margin	+5.5	-
ASSISTS	376	312
Assists per game	12.5	10.4
TURNOVERS	396	295
Turnovers per game	13.2	9.8
Turnover margin	-3.4	-
Assist/turnover ratio	0.9	1.1
STEALS	116	184
Steals per game	3.9	6.1
BLOCKS	141	98
Blocks per game	4.7	3.3
ATTENDANCE	123207	150023
Home games-Avg/Game	15-8214	13-11214
Neutral site-Avg/Game	-	2-2123

▶ 2017-18 GAME-BY-GAME RESULTS

DATE	OPPONENT	SCORE	UGA POINTS	UGA BOARDS	OPP POINTS	OPP. BOARDS
10/29	Exh.-vs. 2 Michigan St.	L 68-80	33 - Maten	7 - Ogbeide	21 - Bridges	10 - Bridges
11/2	Valdosta State	W 112-74	24 - Maten	11 - Hammonds	25 - Sam	4 - 3 Players
11/10	Bryant	W 79-54	21 - Maten	12 - Maten	24 - Grant	7 - Layman
11/14	USC Upstate	W 74-65	22 - Maten	14 - Maten	16 - Cunningham, Moore	6 - Holmes, Thompkins
11/19	Texas A&M-CC	W 68-65	19 - Maten	13 - Maten	22 - Kilgore	5 - Smith
11/23	^ at Cal State Fullerton	W 64-57	16 - Jackson	12 - Hammonds	34 - Allman	4 - Rowe
11/24	^ vs. San Diego State	L 68-75	17 - Jackson, Maten	7 - 3 Players	16 - Watson	9 - Kell
11/26	^ vs. 21 Saint Mary's	W OT-83-81	17 - Crump	9 - Ogbeide	33 - Landale	12 - Landale
12/2	at Marquette	W 73-66	13 - Maten	8 - Hammonds	29 - Howard	9 - Hauser
12/5	Winthrop	W 87-82	25 - Maten	11 - Maten	31 - Cooks	5 - Awad, Cooks
12/16	at Massachusetts	L 62-72	20 - Maten	9 - Maten	17 - Pipkins	8 - Anderson
12/19	Georgia Tech	W 80-59	24 - Maten	6 - Maten	21 - Okogie	8 - Lammers
12/22	Temple	W 84-66	30 - Maten	12 - Maten	27 - Enechionya	8 - Rose
12/31	* at 16/15 Kentucky	L 61-66	17 - Maten	12 - Maten	21 - Gilgeous-Alexander	10 - Diallo, Gabriel
1/3	* Ole Miss	W 71-60	18 - Parker	11 - Parker	17 - Tyree	7 - Olejniczak
1/6	* Alabama	W 65-46	26 - Maten	11 - Maten	23 - Sexton	6 - Hall
1/10	* at Missouri	L 56-68	10 - Crump, Jackson	6 - Hammonds	15 - Porter, Robertson	10 - Porter
1/13	* South Carolina	L 57-64	25 - Maten	10 - Ogbeide	17 - Booker	9 - Silva
1/16	* at LSU	W 61-60	21 - Maten	12 - Maten	17 - Sampson	7 - Mays
1/20	* at 17/20 Auburn	L 56-79	17 - Maten	9 - Maten	28 - Brown	8 - McLemore
1/23	* Arkansas	L 20T-77-80	26 - Maten	15 - Maten	25 - Macon	4 - Beard, Thompson
1/27	# at Kansas State	L 51-56	14 - Maten	8 - Ogbeide	20 - Wade	8 - Wade
1/30	* 23/24 Florida	W 72-60	20 - Maten	8 - Claxton	15 - Chiozza	7 - Koulechov
2/3	* at Miss. State	L 57-72	13 - Crump, Maten	7 - Maten	20 - Peters	8 - Holman, Q. W'spoon
2/7	* at Vanderbilt	L 66-81	20 - Maten	6 - Maten	19 - LaChance, Lee	7 - Roberson
2/10	* 8/9 Auburn	L 61-78	20 - Maten	5 - 3 Players	24 - Harper	7 - Murray
2/14	* at Florida	W OT-72-69	23 - Maten	10 - Maten, Ogbeide	19 - Allen, Koulechov	7 - Hayes
2/17	* 18/17 Tennessee	W 73-62	19 - Maten	11 - Ogbeide	14 - Turner	13 - Alexander
2/21	* at South Carolina	L 57-66	14 - Jackson	10 - Maten	15 - Myers, Silva	9 - Kotsar
2/24	* LSU	W 93-82	27 - Maten	11 - Maten	25 - Waters	6 - Sampson
2/28	* Texas A&M	L 60-61	16 - Maten	12 - Maten	15 - Starks	7 - Davis, Starks
3/3	* at 16/17 Tennessee	L 61-66	18 - Maten	9 - Maten	23 - Schofield	9 - Alexander
3/7-11	SEC Tournament (St. Louis, Mo.)					

Michigan State exhibition in Grand Rapids, Mich., raised \$368,111.61 for the Red Cross

^ Wooden Legacy (Fullerton, Calif.)

* Denotes SEC games

SEC-Big 12 Challenge

► 2017-18 SEC ONLY STATISTICS (7-11) (HOME: 5-4; AWAY: 2-7)

NO. PLAYER	G-GS	MP-Avg.	FG-FGA	Pct.	3FG-FGA	Pct.	FT-FTA	Pct.	OR	DR	Tot.-Avg.	PF-DQ	A	TO	B	S	Pts.-Avg
01 Yante Maten	18-18	642-35.7	111-257	.432	14-47	.298	109-139	.784	61	97	158-8.8	40-1	27	38	29	5	345-19.2
03 Juwan Parker	18-13	502-27.9	53-137	.387	21-48	.438	41-48	.854	12	62	74-4.1	31-0	23	24	5	9	168-9.3
34 Derek Ogbeide	18-13	420-23.3	60-98	.612	0-0	.000	18-41	.439	38	74	112-6.2	39-0	11	24	16	3	138-7.7
00 William Jackson II	18-18	544-30.2	43-138	.312	26-90	.289	12-17	.706	5	35	40-2.2	39-2	64	31	2	17	124-6.9
20 Rayshaun Hammonds	18-11	400-22.2	40-110	.364	7-31	.226	23-31	.742	25	63	88-4.9	44-1	21	27	3	4	110-6.1
04 Tyree Crump	17-2	237-13.9	30-85	.353	23-67	.343	17-25	.680	0	19	19-1.1	15-0	20	20	1	4	100-5.9
02 Jordan Harris	9-0	179-19.9	12-30	.400	4-16	.250	12-17	.706	3	21	24-2.7	18-1	11	10	0	2	40-4.4
33 Nicolas Claxton	18-5	258-14.3	23-49	.469	4-11	.364	15-25	.600	24	32	56-3.1	35-0	4	12	23	5	65-3.6
10 Teshaun Hightower	16-3	162-10.1	16-41	.390	7-21	.333	7-20	.350	1	16	17-1.1	14-0	16	16	2	5	46-2.9
05 Pape Diatta	11-1	90-8.2	5-12	.417	4-8	.500	4-8	.500	3	7	10-0.9	9-1	3	3	1	3	18-1.6
30 Isaac Kante	5-0	8-1.6	3-3	1.000	0-0	.000	1-1	1.000	1	0	1-0.2	0-0	0	0	0	0	7-1.4
13 E'Torrion Wilridge	14-6	117-8.4	4-16	.250	2-12	.167	1-1	1.000	2	7	9-0.6	1-0	6	7	1	0	11-0.8
32 Mike E'Torrion	17-0	115-6.8	4-18	.222	0-0	.000	5-8	.625	11	11	22-1.3	16-0	1	6	2	2	13-0.8
24 Connor O'Neill	1-0	1-1.0	0-0	.000	0-0	.000	0-0	.000	0	0	0-0.0	0-0	0	0	0	0	0-0.0
TM TEAM									34	29	63-3.5			18			
Total	18		404-994	.406	112-351	.319	265-381	.696	220	473	693-38.5	301-6	207	236	85	59	1185-65.8
Opponents	18		419-1066	.393	143-420	.340	239-320	.747	204	424	628-34.9	362-11	179	170	64	114	1220-67.8

BY PERIOD	1st	2nd	1OT	2OT	Total	DEADBALL REBOUNDS TOTAL
Georgia	576	582	19	8	1185	Georgia 66
Opponents	581	612	16	11	1220	Opponents 47

TEAM STATISTICS

	UGA	OPP
SCORING	1185	1220
Points per game	65.8	67.8
Scoring margin	-1.9	-
FIELD GOALS-ATT	404-994	419-1066
Field goal pct	.406	.393
3 POINT FG-ATT	112-351	143-420
3-point FG pct	.319	.340
3-pt FG made per game	6.2	7.9
FREE THROWS-ATT	265-381	239-320
Free throw pct	.696	.747
F-Throws made per game	14.7	13.3
REBOUNDS	693	628
Rebounds per game	38.5	34.9
Rebounding margin	+3.6	-
ASSISTS	207	179
Assists per game	11.5	9.9
TURNOVERS	236	170
Turnovers per game	13.1	9.4
Turnover margin	-3.7	-
Assist/turnover ratio	0.9	1.1
STEALS	59	114
Steals per game	3.3	6.3
BLOCKS	85	64
Blocks per game	4.7	3.6
ATTENDANCE	79496	115112
Home games-Avg/Game	9-8833	9-12790
Neutral site-Avg/Game	-	0-0

► 2017-18 INDIVIDUAL SINGLE-GAME SUPERLATIVES

GEORGIA	CATEGORY	OPPONENT
30 by Yante Maten vs. Temple	POINTS	34 by Kyle Allman (Cal State Fullerton)
15 by Yante Maten vs. Arkansas	REBOUNDS	13 by Kyle Alexander (Tennessee)
10 by Yante Maten vs. LSU-2	FIELD GOALS	16 by Jock Landale (Saint Mary's)
20 by Yante Maten vs. LSU-1	FIELD GOAL ATTEMPTS	25 by Jock Landale (Saint Mary's)
1.000 by Derek Ogbeide (5-5) vs. LSU-1	FIELD GOAL PERCENTAGE	.667 by Rashaan Holloway (6-9) (Massachusetts)
5 by Turtle Jackson vs. Arkansas	3-POINT GOALS	7 by Obi Enechionya (Temple)
10 by Tyree Crump vs. Auburn-2	3-POINT GOAL ATTEMPTS	13 by Tremont Waters (LSU-2)
1.000 by Pape Diatta (4-4) vs. Miss. St. 1.000 by Juwan Parker (4-4) vs. Ole Miss	3-POINT GOAL PERCENTAGE	.778 by Obi Enechionya (7-9) (Temple)
13 by Yante Maten vs. Arkansas	FREE THROWS	13 by Kyle Allman (Cal State Fullerton)
17 by Yante Maten vs. Temple	FREE THROW ATTEMPTS	15 by Kyle Allman (Cal State Fullerton)
1.000 by Yante Maten vs. seven opponents, 1.000 by Turtle Jackson (6-6) vs. Florida-1	FREE THROW PERCENTAGE	1.000 by Williams (Tennessee-2) (8-8), Lee (Vanderbilt) 6-6, Macon (6-6) (Arkansas), Kilgore (5-5) (Texas A&M-CC), Grant (5-5) (Bryant)
8 by Turtle Jackson vs. Tennessee-2, LSU-2	ASSISTS	9 by Emmett Naar (Saint Mary's)
6 by Yante Maten vs. LSU-2	BLOCKS	3 by Williams (Texas A&M), Williams (Tennessee-1) McLemore (Auburn-1) Epps (LSU-1), Porter (Missouri), Giddens (Alabama)
4 by Turtle Jackson vs. Alabama	STEALS	6 by Sylar Mays (LSU-2)
46 by Yante Maten vs. Arkansas	MINUTES	45 by Emmett Naar (Saint Mary's)

► 2017-18 TEAM SINGLE-GAME SUPERLATIVES

UGA HIGH	UGA LOW	CATEGORY	OPP HIGH	OPP LOW
93 vs. LSU-2	51 vs. Kansas State	POINTS	82 by LSU-2, Winthrop	46 by Alabama
45 vs. LSU-2	21 vs. Miss. St., Cal St. Fullerton	1ST HALF POINTS	43 by Massachusetts	16 by Texas A&M-CC
48 vs. LSU-2	19 vs. Tennessee-2	2ND HALF POINTS	53 by Auburn-1	22 by Alabama
59 vs. Bryant	20 vs. Miss. St.	REBOUNDS	48 by San Diego St.	21 by Cal St. Fullerton
33 vs. Saint Mary's	16 vs. Cal St. Fullerton	FGs	37 by Saint Mary's	16 by S. Carolina-1, Cal St. Fullerton
65 vs. Saint Mary's	45 vs. Cal St. Fullerton, Texas A&M-CC	FGAs	73 by Saint Mary's, San Diego St.	45 by Cal St. Fullerton
.580 vs. Ga. Tech	.328 vs. Texas A&M	FG Pct.	.551 by Vanderbilt	.258 by Bryant
9 vs. Miss. St., Arkansas, Alabama, Ga. Tech	2 vs. Vanderbilt, Kansas State, Kentucky	3-FGs	13 by S. Carolina-2	2 by Ga. Tech
29 vs. Alabama	9 vs. Vanderbilt	3-FGAs	36 by USC Upstate	13 by Ga. Tech
.522 vs. Winthrop	.085 vs. Kentucky	3-FG PCT.	.545 by Massachusetts	.154 by Ga. Tech
28 vs. LSU-2, Temple	5 vs. Missouri	FTs	27 by Kentucky	3 by San Diego St.
45 vs. LSU-2	5 vs. Missouri	FTAs	38 by Kentucky	6 by Florida-1, Ole Miss, San Diego St.
100 vs. Missouri	.563 vs. LSU-1	FT Pct.	100 by Vanderbilt	.308 by Temple
19 vs. LSU-2	7 vs. S. Carolina-2, Auburn-1, LSU-1	ASSISTS	21 by Massachusetts	5 by Ga. Tech
24 vs. Texas A&M-CC	6 vs. Massachusetts	TURNOVERS	19 by Texas A&M-CC	4 by Tennessee-2
10 vs. Bryant	0 vs. Auburn-2	BLOCKS	6 by Auburn-1, Alabama, Kentucky	1 by Temple, San Diego St.
9 vs. Texas A&M-CC	1 vs. Tennessee-2, S. Carolina-2, Miss. St., Florida-1, Missouri, Saint Mary's, Cal St. Fullerton	STEALS	16 by Texas A&M-CC	1 by Tennessee-2, Florida-1
26 vs. Kentucky	11 vs. Auburn-2, Temple, Saint Mary's, Texas A&M-CC	PERSONAL FOULS	31 by LSU-2	10 by Missouri

► 2017-18 GAME-BY-GAME TEAM STATISTICS

Game	FGs	Pct.	3FGs	Pct.	FTs	Pct.	O+D=T Reb.	A	TO	BL	ST	PF	(1/2/OT) PTS	In Paint	Off T/O	2nd Ch.	Bench Pts.
Bryant	17-66	.258	8-31	.258	12-20	.600	14+21=35	7	14	2	5	26	17-37=54	12	8	22	20
Georgia	26-60	.433	8-20	.400	19-32	.594	19+40=59	14	17	10	8	19	40-39=79	32	15	15	27
USC Upstate	25-68	.368	10-36	.278	5-9	.556	10+24=34	12	11	4	7	19	30-35=65	26	16	8	15
Georgia	26-57	.456	5-22	.227	17-24	.708	9+36=45	17	15	2	6	15	34-40=74	32	13	11	14
Texas A&M-CC	24-56	.429	5-14	.357	12-14	.857	9+18=27	8	19	3	16	25	16-49=65	24	28	9	4
Georgia	21-45	.467	5-21	.238	21-29	.724	12+24=36	12	24	8	9	11	30-38=68	28	21	9	21
Cal State Fullerton	16-45	.356	5-18	.278	20-28	.714	5+16=21	8	9	2	2	23	27-30=57	14	13	2	10
Georgia	19-45	.422	4-12	.333	22-29	.759	12+27=39	9	15	3	1	21	21-43=64	16	9	13	25
San Diego State	25-73	.342	3-19	.158	22-27	.819	18+30=48	12	5	2	2	16	33-42=75	34	17	15	20
Georgia	24-63	.381	8-24	.333	12-17	.706	11+33=44	12	12	6	3	22	34-34=68	18	2	9	23
Saint Mary's	37-73	.507	4-13	.308	3-6	.500	13+24=37	17	6	1	2	12	34-37-10=81	58	8	17	7
Georgia	33-65	.508	7-17	.412	10-13	.769	9+25=34	28	2	14	28	11	35-36-12=83	28	2	14	28
Marquette	22-62	.355	11-33	.333	11-14	.786	11+23=34	11	12	4	4	23	31-35=66	20	3	9	23
Georgia	24-50	.480	4-14	.286	21-30	.700	8+29=37	18	10	2	7	15	31-42=73	32	10	8	25
Winthrop	30-60	.500	8-19	.421	14-19	.737	8+16=24	11	8	4	4	26	38-44=82	40	22	13	26
Georgia	28-53	.529	8-15	.533	23-32	.719	16+24=40	17	16	3	3	21	40-47=87	34	7	19	19
Massachusetts	27-54	.500	12-22	.545	6-8	.750	10+29=39	21	14	5	4	18	43-29=72	22	8	14	30
Georgia	22-62	.355	6-17	.353	12-15	.800	13+16=29	15	6	3	5	12	24-38=62	22	19	15	16
Ga. Tech	22-60	.367	2-13	.154	13-17	.765	11+17=28	5	11	2	12	19	34-25=59	30	14	5	1
Georgia	29-50	.580	9-19	.474	13-18	.722	7+28=35	17	16	4	6	16	36-44=80	24	15	6	18
Temple	25-63	.397	12-26	.462	4-13	.308	12+18=30	14	10	1	5	26	23-43=66	22	4	13	15
Georgia	26-55	.473	4-15	.267	28-39	.718	16+32=48	14	9	6	6	11	42-42=84	34	13	17	31
Kentucky	17-54	.315	5-16	.313	27-38	.711	15+27=42	10	9	6	8	23	26-40=66	22	19	14	8
Georgia	23-58	.397	2-21	.095	13-21	.619	14+24=38	10	15	3	2	26	27-34=61	34	13	16	14
Ole Miss	25-70	.357	6-26	.231	4-6	.667	18+24=42	6	10	3	6	23	31-29=60	30	11	11	27
Georgia	24-57	.421	7-19	.368	16-22	.727	12+29=41	16	12	6	4	12	39-32=71	28	10	8	36
Alabama	17-57	.298	4-23	.174	8-11	.727	6+25=31	7	12	6	8	18	24-22+46	16	16	4	8
Georgia	20-58	.345	9-29	.310	16-21	.762	14+35=49	15	13	5	8	16	44-21=65	20	4	10	17
Missouri	24-58	.414	5-20	.250	15-17	.882	12+35=37	10	6	5	8	10	20-48=68	32	16	14	11
Georgia	22-59	.373	7-21	.333	5-5	1.000	12+24=36	8	12	6	1	15	23-33=56	20	2	15	24
S. Carolina	16-59	.271	6-24	.250	26-35	.743	18+28=46	9	7	3	3	24	37-27=64	12	9	14	32
Georgia	18-51	.353	3-12	.250	18-28	.643	12+30=42	8	14	9	4	23	29-28=57	16	6	10	20
LSU	23-53	.434	7-21	.333	7-10	.700	6+21=27	8	5	5	5	15	34-26=60	26	13	5	9
Georgia	24-55	.436	4-16	.250	9-16	.563	13+25=38	7	10	3	3	12	24-37=61	24	10	17	7
Auburn	24-57	.421	10-26	.385	21-23	.913	9+18=27	12	9	6	14	21	26-53=79	26	27	8	12
Georgia	20-49	.408	6-16	.375	19-21	.905	10+24=34	7	19	2	5	20	40-25=65	24	9	8	19
Arkansas	29-60	.483	11-23	.478	11-14	.786	9+19=28	10	15	2	8	22	28-35-6-11=80	24	23	10	41
Georgia	24-55	.436	9-22	.409	20-26	.769	13+25=38	17	17	7	3	15	33-30=6=8=77	18	16	21	19
Kansas State	18-47	.383	3-14	.214	17-19	.895	4+23=27	7	6	4	7	13	26-30=56	24	4	9	0
Georgia	20-54	.370	2-18	.111	9-12	.750	12+26=38	10	11	3	2	16	23-28=51	20	2	8	9
Florida	23-63	.365	9-26	.346	5-6	.833	12+23=35	8	7	3	1	20	32-28=60	26	14	12	13
Georgia	23-58	.397	8-25	.320	18-22	.818	15+29=44	11	8	4	1	14	37-35=72	22	11	16	20
Miss. State	27-53	.509	5-22	.227	13-16	.813	12+25=37	7	12	2	8	17	37-35=72	34	13	13	5
Georgia	20-49	.408	9-21	.429	8-14	.571	6+14=20	12	12	4	1	16	21-36=57	20	13	8	20
Vanderbilt	27-49	.551	11-24	.458	16-16	1.000	6+23=29	10	15	2	6	19	39-42=81	28	11	6	28
Georgia	26-60	.433	2-9	.222	12-19	.632	14+14=28	11	10	2	7	16	31-35=66	30	6	12	26
Auburn	29-57	.509	11-25	.440	9-15	.600	8+23=31	11	9	3	5	16	49-38=78	30	25	15	17
Georgia	22-49	.449	7-25	.280	10-13	.769	5+22=27	26	9	6	10	11	31-30=61	26	9	6	10
Florida	22-58	.379	9-22	.409	16-27	.593	11+26=37	10	10	2	6	24	34-25-10=69	24	15	13	35
Georgia	24-57	.421	6-18	.333	18-27	.667	13+31=44	9	14	5	3	22	27-32-13=72	22	11	11	24
Tennessee	22-63	.349	8-25	.320	10-15	.667	14+19=33	12	11	4	5	27	26-36=62	20	16	8	19
Georgia	20-47	.426	6-14	.429	27-38	.711	12+28=40	10	13	3	4	15	28-45=73	28	13	19	29
South Carolina	21-68	.309	13-31	.419	11-14	.786	16+21=37	12	5	4	5	19	42-24=66	10	18	18	41
Georgia	21-55	.382	6-19	.316	9-12	.750	14+29=43	7	17	6	1	18	27-30=57	18	4	8	7
LSU	28-69	.406	10-31	.323	16-23	.696	11+23=34	13	13	2	8	31	34-48=82	34	20	16	22
Georgia	30-61	.492	5-22	.227	28-45	.622	16+33=49	19	16	9	4	19	45-48=93	19	16	9	4
Texas A&M	24-64	.375	10-29	.345	7-16	.438	14+33=47	9	11	4	6	16	37-24=61	34	6	9	8
Georgia	21-64	.328	8-24	.333	10-16	.625	13+31=44	12	10	8	4	12	28-32=60	16	9	9	28
Tennessee	21-54	.389	7-18	.389	17-18	.944	7+21=28	15	4	2	4	17	34-32=66	26	13	7	15
Georgia	22-52	.423	8-18	.444	9-15	.600	12+26=38	13	11	3	1	19	42-19=61	20	2	12	13

▶ THE LAST TIME GEORGIA...

SCORING

Scored 30 points: Yante Maten (30) vs. Temple, 12/22/17
 Scored 35 points: J.J. Frazier (36) vs. Kentucky, 2/18/17
 Scored 40 points: Vern2 Fleming (44) vs. Vanderbilt, 2/27/84
 Scored 20 points/half: J.J. Frazier (21), 2nd vs. Auburn, 3/1/17
 Scored 20 points in three consecutive games: Yante Maten (20 vs. Vanderbilt, 20 vs. Auburn, 23 vs. Florida) 2/7/18-2/14/18
 Scored 20 points in four consecutive games: Yante Maten (25 vs. Winthrop, 20 vs. Massachusetts, 24 vs. Ga. Tech, 30 vs. Temple) 12/5/17-12/22/17
 Scored 20 points in five consecutive games: J.J. Frazier (26 vs. Kentucky, 28 vs. Alabama, 29 vs. LSU, 31 vs. Auburn, 24 vs. Arkansas) 2/18/17-3/4/17
 Three players scored 20 points: Rashad Wright (25), Damien Wilkins (24) and Jonas Hayes (20) vs. Florida Atlantic, 11/25/03
 Two players scored 25 points: Yante Maten (31) and J.J. Frazier (27) vs. Auburn, 12/29/16
 Zero players in double figures: vs. Kentucky, 1/18/09
 Five players in double figures: Yante Maten (19), Derek Ogbeide (16), Tyree Crump (11), Turtle Jackson (10) and Juwan Parker (10) vs. Tennessee, 2/17/18
 Six players in double figures: Steve Thomas (18), Ezra Williams (13), Chris Daniels (12), Jarvis Hayes (11), Rashad Wright (11) and Jonas Hayes (10), vs. Appalachian State, 12/22/02
 UGA scored 60 points/half: 60 vs. Jacksonville State, 11/9/07
 UGA scored 50 points/half: 51 vs. Miss. State, 2/14/17
 UGA scored 100 points/SEC game: 101 at Florida, 2/22/95
 UGA scored 100 points/non-SEC game: 107 vs. Jacksonville State, 11/9/07
 UGA scored less than 20 points/half: 19 vs. Tennessee, 2nd, 3/3/18
 UGA scored less than 50 points/game: 48 vs. Kentucky, 2nd, 2/9/16

FIELD GOAL SHOOTING

Made 10 field goals: 10 by Yante Maten vs. LSU, 2/24/18
 Attempted 20 field goals: 20 by Yante Maten vs. LSU, 1/16/18
 UGA shot 60 percent/half: 62.5 (15x24) vs. LSU, 2/24/18
 UGA shot 70 percent/half: 71.4 (15x21) vs. Ga. Tech, 12/19/17
 UGA shot 60 percent/both halves: 60.0 (15x25) and 66.7 (16x24) vs. Chattanooga, 12/2/14
 UGA shot 60 percent/game: 63.3 (31x49) vs. Chattanooga, 12/2/14
 UGA shot under 20 percent/half: 18.5 (5x27), 2nd vs. Alabama, 1/6/18
 UGA shot under 30 percent/half: 29.2 (8x18), 2nd vs. Tennessee, 3/3/18
 UGA shot under 30 percent/game: 22.0 (11x50) vs. Kentucky, 2/9/16

3-POINTERS

Made 5 3-pointers: Turtle Jackson vs. Arkansas, 1/23/18
 Made 6 3-pointers: Kenny Gaines vs. Auburn, 2/24/16
 Made 7 3-pointers: Kenny Gaines vs. Murray St., 11/20/15
 Made 8 3-pointers: Levi Stukes vs. Fresno State, 3/14/07
 Attempted 10 3-pointers: 10 by Tyree Crump vs. Auburn, 2/10/18
 UGA made 10-14 3-pointers: 10 vs. Auburn, 3/1/17
 UGA made 15 3-pointers: 17 vs. N.C. A&T, 12/28/08
 UGA did not make a 3-pointer: vs. Ole Miss (0x6), 2/2/02 (518 games ago)
 UGA attempted 30 3-pointers: 30 vs. Southern Miss, 1/15/12
 UGA shot 60 percent 3FGs (min. 10 attempts): 60.0 (6x10) vs. Kentucky, 1/31/17
 UGA shot 50 percent 3FGs (min. 10 attempts): 53.3 (8x15) vs. Winthrop, 12/5/17

GEORGIA FREE THROWS

Made 10x10 or better: 13x13 by J.J. Frazier vs. Arkansas, 3/4/17
 Made at least 10 free throws: 13 by Yante Maten (16 att.) vs. Arkansas, 1/23/18
 UGA shot 90 percent free throws (min. 10 atts): 90.5 (19x21) vs. Auburn, 1/20/18
 UGA shot 100 percent free throws (min. 10 atts.): 12x12 vs. Vanderbilt, 1/14/89
 UGA shot under 50 percent free throws: 45.5 (5x11) vs. Miss. State, 2/11/12
 UGA made fewer than five or fewer free throws: 5 (5 att.) vs. Missouri, 1/10/18
 UGA did not score from the FT line: vs. East Tennessee State (0x1), 11/23/12
 UGA attempted 50 free throws: 50 (made 33) vs. South Carolina, 1/22/14
 UGA attempted five or fewer free throws: 5 vs. Missouri (5x5), 1/10/18

REBOUNDS

Had 15-19 rebounds: Yante Maten (15) vs. Arkansas, 1/23/18
 Had 20-29 rebounds: Tim Bassett (25) vs. Miss. State, 1/29/73
 Had 30 or more rebounds: Bob Lienhard (32) vs. Sewanee, 12/3/68
 Two players had double-figure rebounds: Yante Maten (11) and Derek Ogbeide (11) vs. LSU, 2/24/18
 UGA had 50 rebounds: 59 vs. Bryant, 11/10/17
 UGA had 60 rebounds: 68 vs. Long Island, 12/6/91, in Boulder, Colo.

ASSISTS

Had 10 assists: 11 by J.J. Frazier vs. Baylor, 1/30/16
 UGA had 30 assists: 32 vs. South Carolina State, 11/21/06
 UGA had 5 or fewer assists: 4 vs. Alabama, 2/23/17

BLOCKED SHOTS

Blocked 5 shots: 6 by Yante Maten vs. LSU, 2/24/18
 UGA blocked 10 shots: 10 vs. Bryant, 11/10/17

STEALS

Had 5 steals: 5 by J.J. Frazier vs. Missouri, 1/7/17
 UGA had 20 steals: 20 vs. USC Upstate, 11/14/08

DOUBLE FIGURES

Points & rebounds: Yante Maten (16 pts., 12 rebs.) vs. Texas A&M, 2/28/18
 Points & rebounds in consecutive games: see below
 Points & rebounds in three consecutive games: Yante Maten vs. S. Carolina (13 pts., 10 rebs.), 2/21/18; LSU (27 pts., 11 rebs.), 2/24/18; and Texas A&M (16 pts., 12 rebs.) vs. Texas A&M, 2/24/18
 Points & assists: J.J. Frazier (21 pts., 11 asts.) vs. Baylor, 1/30/16
 Two players had double-doubles: Yante Maten (27 pts., 11 rebs.) and Derek Ogbeide (10 pts., 10 rebs.) vs. LSU, 2/24/18

GEORGIA TURNOVERS

UGA committed 20-24 turnovers: 24 vs. Texas A&M-CC, 11/19/17
 UGA committed 25 or more turnovers: 25 vs. George Washington, 1/4/13
 UGA committed 5 or fewer turnovers: 4 vs. Miss. State, 2/11/12
 UGA committed 10 or fewer turnovers: 10 vs. Texas A&M, 2/28/18

MISCELLANEOUS

Led UGA in points, rebounds and assists: Yante Maten (17 pts., 9 rebs., 3 asts) vs. Auburn, 1/20/18
 Led UGA in points, rebounds, assists and steals: J.J. Frazier (28 pts., 8 rebs., 4 asts. & 3 stls.) vs. Tennessee 1/13/16
 Hit a last-second shot to win a game: Jeremy Price vs. St. Louis, 11/20/10
 Played every minute: Sundiata Gaines vs. Tennessee, 2/16/08
 Played 50 minutes: Charles Mann vs. Mercer, 12/27/14
 Incurred a technical foul: Charles Claxton vs. Tennessee (9:06 of 1st half), 3/3/18

OVERTIME

UGA won an overtime game: vs. Florida (72-69), 2/14/18
 UGA won an overtime game at home: vs. Arkansas (76-73), 1/23/16
 UGA won an overtime game on the road: vs. Florida (72-69), 2/14/18
 UGA lost an overtime game: vs. Arkansas (77-80), 1/23/18
 UGA played two overtimes: vs. Arkansas (77-80), 1/23/18
 UGA played three overtimes: vs. Mercer (86-77), 12/27/14
 UGA played four overtimes: vs. Auburn (91-95), 3/1/79

RANKINGS

Was ranked in the AP poll: January 10, 2011 (24th)
 Played the No. 1 team in the AP poll: vs. Kentucky, 3/3/15, Lost, 64-72
 Beat a team ranked in the AP Top 10 at home: 1/8/11, 77-70 over No. 10 Kentucky
 Beat a team ranked in the AP Top 10 on the road: 1/17/04, 65-57 over No. 5 Kentucky
 Beat a team ranked 11-25 by the AP: 11/26/17, 83-81 (OT) over No. 21 Saint Mary's
 Beat a team ranked 11-25 by the AP at home: 2/17/18, 73-62 over No. 18 Tennessee
 Beat a team ranked 11-25 by the AP on the road: 1/8/14, 70-64 (OT) over No. 21 Missouri

ODDITIES

Won two games in one day: March 15, 2008...defeated Kentucky and Mississippi State
 Had a game postponed by weather: March 14, 2008...SEC Tournament second round game vs. Kentucky postponed because of damage to Georgia Dome caused by a category F2 tornado.

▶ THE LAST TIME AN OPPONENT...

SCORING

Player scored 30 points: 31 by Xavier Cooks, Winthrop, 12/5/7

Player scored 35 points: 37 by Malik Monk, Kentucky, 1/31/17

Player scored 40 points: 44 by Kevin Martin, Western Carolina, 11/21/03

Two players with 20 points: Admiral Schofield (23) and Grant Williams (22), Tennessee, 3/3/18

Three players with 20 points: Kay Felder (23), Jalen Hayes (23) and Max Hooper (21) of Oakland, 12/1/15

Six players with double-figure points: Bryce Brown (15), Mustapha Heron (13), Danjel Purifoy (12), T.J. Dunans (10), TJ Lang (10) and Austin Wiley (10) of Auburn, 3/1/17

No players with double-figure points: Miss. State, 3/5/14

Scored 100 points: 104 by Florida, 1/25/11 (2OT game)

Scored 100 points in regulation game: 101 by Vanderbilt, 3/1/00 (VU won, 101-89)

Non-SEC team to score 100 points: 107 by Texas, 1/23/94 (UT won, 107-96)

Scored 50 points in a half: 53 by Auburn, 2nd, 1/20/18 (AU won, 79-65)

Scored less than 20 points in a half: 16 by Texas A&M-Corpus Christi (UGA won, 68-65)

Scored less than 10 points in a half: 9 by South Carolina, 1st, 2/12/11 (UGA won, 60-56)

Scored less than 50 points in a game: 46 by Alabama, 1/6/18

FIELD GOAL SHOOTING

Player made 10-15 field goals: 10 by Jaylen Barford, Arkansas, 1/23/18

Player made 15 field goals: 16 by Jock Landale, Saint Mary's, 11/26/17

Player attempted 20-24 field goals: 20 by Tremont Waters, LSU, 2/24/18

Player attempted 25 field goals: 25 by Jock Landale, Saint Mary's, 11/26/17

Shot 60 percent/game: see below

Shot 70 percent/game: 74.4 (29x39) by Iowa St., 3/17/04

Shot 50 percent/both halves: 52.0 (13x25) and 58.3 (14x24) by Vanderbilt, 2/7/18

Shot 60 percent/half: 60.9 (14x23), 2nd by Arkansas, 1/23/18

Shot 70 percent/half: 81.0 (17x21), 2nd by Iowa State, 3/17/04

Shot under 20 percent/half: 17.6 (6x34), 1st by Bryant, 11/10/17

Shot under 30 percent/both halves: 26.3 (25.9 in 1st, 26.7 in 2nd) by Auburn, 2/6/16

Shot under 30 percent/game: 27.1 (16x59) by S. Carolina, 1/13/18

3-POINTERS

Player made 6 3-pointers: see below

Player made 7 3-pointers: Obi Enechionya, Temple, 12/22/17

Player made 8 3-pointers: Jordan McRae, Tennessee, 3/2/13

Player attempted 10 3-pointers: 13 by Tremont Waters, LSU, 2/24/18

Opponent made 10-14 3-pointers: 10 by LSU, 2/24/18

Opponent made 15 3-pointers: 15 by Kentucky, 3/1/12

Opponent did not make a 3-pointer: Miss. State (0x15), 3/5/14 (139 games ago)

Opponent attempted more than 30-34 3-pointers: 31 by LSU, 2/24/18

Opponent attempted 35 or more 3-pointers: 36 by USC Upstate, 11/14/17

FREE THROWS

Player made 10-14 free throws: 12 by Shai Gilgeous-Alexander, Kentucky, 12/13/17

Player made 15 or more free throws: 15 by Stefan Moody, Ole Miss, 1/9/16

Player attempted 10-14 free throws: 11 by Tremont Waters, LSU, 2/24/18

Player attempted 15 or more free throws: 15 by Kyle Allman, Cal State Fullerton, 11/23/17

Player shot 100 percent free throws (min. 8 atts): Stefan Moody, Ole Miss, (10x10) 1/20/15

Team shot 100 percent free throws (min. 10 atts.): 16x16 by Vanderbilt, 2/7/18

Shot under 50 percent free throws: .308 (4x13) by Temple, 12/22/17

REBOUNDING

Player had 15 rebounds: 18 by Bryce Washington, UL Lafayette, 12/14/16

Player had 16-20 rebounds: see above

Two players with double figure rebounds: Hamidou Diallo (10) and Wenyen Gabriel (10) of Kentucky, 12/31/17

Three players with double figure rebounds: Rasheed Brooks (10), Martavious Newby (10) and Sebastian Saiz (10), Ole Miss, 1/9/16

Opponent had 50 rebounds: 51 by Auburn, 2/18/09

DOUBLE-DOUBLES

Double-double, points & rebounds: Kyle Alexander (16 pts., 13 rebs.), Tennessee, 2/17/18

Double-double, points & assists: Anthony Collins (17 pts., 10 asts.), USF, 11/30/12

Two players with double-doubles: Bryce Washington (11 pts., 18 rebs.) and Frank Bartley IV (11 pts., 11 rebs.), UL Lafayette, 12/14/16

Triple-double: Nick Calathes (20 pts., 13 rebs., 10 asts.), Florida, 1/28/09

ASSISTS

Player had 10 assists: 10 by Anthony Collins, USF, 11/30/12

Player had 15 assists: 15 by Fred Jenkins, at Tennessee, 2/28/87

Opponent had 25 assists: 25 by Missouri, 1/2/10

Opponent had 30 assists: never

TURNOVERS

Opponent committed 25 turnovers: 25 by Texas A&M-Corpus Christi, 12/22/08

Opponent committed 30 turnovers: 30 by Valdosta State, 11/18/06

Opponent committed 5 or fewer turnovers: 5 by South Carolina, 2/21/18

BLOCKS

Player blocked 5 shots: 5 by Jimmie Taylor, Alabama, 3/5/16

Player blocked 10 shots: 10 by Jarvis Varnado, Miss. State, 1/12/08

Opponent blocked 10 shots: 10 by Florida, 2/16/16

STEALS

Player had 5 steals: 6 by Skylar Mays, LSU, 2/24/18

Opponent had 20 steals: 20 at Kentucky, 2/27/94

EXH**Michigan State 80,
Georgia 68**

10/29/17 • Grand Rapids, Mich.

GEORGIA

Player	FGs	3FGs	FTs	Rb	Pf	Pt	A	T	B	S	MP
Hammonds	1-1	0-0	0-0	1	3	2	2	1	0	0	17
Maten	9-19	2-5	13-14	4	2	33	1	3	0	0	31
Ogbeide	3-3	0-0	0-0	7	4	6	0	2	0	1	15
Wilridge	0-1	0-0	0-0	2	3	0	4	2	1	0	26
Jackson	0-7	0-4	0-0	0	0	0	4	2	0	1	25
Parker	1-4	0-1	4-4	2	3	6	2	3	0	0	16
Crump	2-8	1-6	2-2	1	2	7	2	1	1	0	22
Hightower	1-4	1-2	0-0	3	1	3	2	2	0	1	14
Kante	0-0	0-0	0-0	0	0	0	0	0	0	0	2
Edwards	0-0	0-0	2-2	4	4	2	0	0	0	0	17
Claxton	4-5	0-0	1-2	4	1	9	0	0	1	1	14
TEAM				1							
Totals	21-52	4-18	22-24	29	23	68	17	16	3	4	200

MICHIGAN STATE

Player	FGs	3FGs	FTs	Rb	Pf	Pt	A	T	B	S	MP
Bridges	6-14	1-4	8-10	10	1	21	3	0	0	1	36
Jackson	0-2	0-2	4-4	4	5	4	0	0	0	1	16
Ward	4-6	0-0	5-6	3	4	13	1	1	1	0	16
Langford	5-8	1-3	0-0	1	1	11	3	1	0	0	32
Winston	3-6	2-4	1-1	1	1	9	10	4	0	1	25
Nairn	1-1	0-0	0-0	0	1	2	0	1	0	0	16
Carter	0-1	0-0	0-0	0	0	0	0	1	0	0	2
McQuaid	2-6	2-5	0-0	0	2	6	1	2	0	0	19
Tillman	0-1	0-0	2-4	4	2	2	0	1	1	0	10
Goins	3-5	0-2	0-0	2	2	6	1	1	0	3	17
Schilling	2-2	0-0	2-3	2	3	6	0	2	1	2	11
TEAM				4							
Totals	26-52	6-20	22-28	31	22	80	19	14	3	8	200

Score by Periods	1st	2nd	Total	Deadball	Rebounds	Total
Georgia	31	37	68	Georgia		2
Michigan State	40	40	80	Michigan State		3

Officials: Terry Oglesby, Keith Kimble, John Floyd. Att: 10,699. Technicals: Maten, UGA (7:59, 2nd)

	UGA	MSU
Points in the paint	24	24
Points off turnovers	15	20
2nd chance points	14	13
Bench points	27	22

EXH**Georgia 112,
Valdosta State 74**

11/27/17 • Athens, Ga.

VALDOSTA STATE

Player	FGs	3FGs	FTs	Rb	Pf	Pt	A	T	B	S	MP
Justice	5-11	4-10	0-0	2	2	14	2	1	0	0	24
Kodet	2-6	2-5	0-0	3	4	6	0	1	1	1	17
James	0-6	0-3	0-0	3	4	0	0	5	0	0	21
Guillozet	1-7	0-4	0-0	0	2	2	2	1	0	2	24
Johnson	1-6	1-6	0-0	2	0	3	1	1	0	0	17
Morgan	3-5	3-5	2-3	0	4	11	6	0	0	1	23
Sam	10-21	2-5	3-4	5	3	25	0	2	0	2	28
Jones	0-0	0-0	0-0	0	0	0	0	0	0	0	2
Smith	4-8	2-5	1-2	2	3	11	0	0	0	0	21
Zuppas	1-3	0-0	0-0	5	2	2	0	1	0	2	15
TEAM				5							
Totals	27-73	14-43	6-9	27	24	74	11	13	1	8	200

GEORGIA

Player	FGs	3FGs	FTs	Rb	Pf	Pt	A	T	B	S	MP
Hammonds	7-7	1-1	2-3	11	0	17	2	1	0	1	22
Maten	10-12	0-2	4-5	10	1	24	1	0	1	0	22
Ogbeide	8-13	0-0	1-2	8	0	17	2	0	1	0	22
Wilridge	1-6	1-5	0-0	0	2	3	0	3	1	0	17
Jackson	3-5	2-4	2-2	1	1	10	7	1	0	1	21
Parker	1-5	0-1	2-2	1	2	4	2	0	0	0	10
Crump	5-9	1-4	3-4	3	3	14	1	0	0	0	19
Diatia	1-2	0-1	0-0	2	1	2	1	0	0	0	11
Hightower	2-4	1-2	1-2	0	1	6	5	3	0	0	15
Harrison	1-2	0-1	1-2	1	0	3	0	1	1	2	4
O'Neill	1-1	0-0	0-0	2	0	2	2	2	0	0	6
Kante	1-1	0-0	3-6	4	1	5	0	0	0	1	14
Claxton	2-3	1-2	0-2	4	1	5	3	1	3	0	17
TEAM				4							
Totals	43-70	7-23	19-30	51	13	112	26	12	7	5	200

Score by Periods	1st	2nd	Total	Deadball	Rebounds	Total
Valdosta State	34	40	74	Valdosta State		3
Georgia	31	37	68	Georgia		6

Officials: Joe Lindsay, Terry Moore, Peter Juzenas. Att: 3,752.

	VSU	UGA
Points in the paint	18	70
Points off turnovers	14	22
2nd chance points	9	28
Bench points	49	41

1**Georgia 79,
Bryant 54**

11/10/17 • Athens, Ga.

BRYANT (0-1)

Player	FGs	3FGs	FTs	Rb	Pf	Pt	A	T	B	S	MP
Riley	0-1	0-1	0-0	2	4	0	1	0	0	0	15
Ndugba	1-9	0-4	2-4	3	4	4	2	3	0	2	24
Ware	2-6	1-2	1-2	3	4	6	0	2	0	1	28
Kostur	0-8	0-3	0-0	5	4	0	0	3	0	1	26
Grant	8-18	3-7	5-5	4	1	24	0	2	0	0	38
Carroll	0-2	0-0	1-2	1	4	1	0	1	0	0	9
Layman	4-13	3-10	1-2	7	3	12	1	3	1	1	28
McHugh	1-7	1-4	0-0	3	1	3	3	0	1	0	26
Urmilevicius	1-2	0-0	2-5	5	1	4	0	0	0	0	6
TEAM				2							
Totals	17-66	8-31	12-20	35	26	54	7	14	2	5	200

GEORGIA (1-0)

Player	FGs	3FGs	FTs	Rb	Pf	Pt	A	T	B	S	MP
Hammonds	7-9	1-3	2-4	7	2	17	2	0	0	0	20
Maten	7-11	1-4	6-6	12	3	21	2	2	4	0	23
Ogbeide	1-2	0-0	0-0	4	2	2	0	1	2	2	13
Wilridge	0-0	0-0	1-4	4	1	1	3	2	0	1	19
Jackson	4-11	3-7	0-0	1	0	11	1	1	0	1	22
Parker	0-3	0-0	1-2	4	2	1	1	1	0	1	15
Crump	2-3	2-3	2-4	1	0	8	2	1	0	0	16
Diatia	0-1	0-0	0-0	5	1	0	0	1	0	1	9
Hightower	2-6	1-2	1-4	2	2	6	2	4	0	1	16
Harrison	0-0	0-0	0-0	1	0	0	0	0	0	0	3
O'Neill	0-5	0-0	1-2	4	0	1	0	2	0	1	6
Kante	1-1	0-0	1-1	2	2	3	0	1	1	0	9
Edwards	1-4	0-0	0-0	3	2	2	1	0	0	0	15
Claxton	1-4	0-1	4-5	8	2	6	0	1	3	0	14
TEAM				1							
Totals	26-60	8-20	19-32	59	19	79	14	17	10	8	200

Score by Periods	1st	2nd	Total	Deadball	Rebounds	Total
Bryant	17	37	54	Bryant		3
Georgia	40	39	79	Georgia		7

Officials: Vladimir Voyard-Tadal, Bart Lenox, Owen Shortt. Att: 7387.

	BU	UGA
Points in the paint	12	32
Points off turnovers	8	15
2nd chance points	22	15
Bench points	20	27

2**Georgia 74,
USC Upstate 65**

11/14/17 • Athens, Ga.

USC UPSTATE (1-2)

Player	FGs	3FGs	FTs	Rb	Pf	Pt	A	T	B	S	MP
Moore	6-15	1-6	3-5	3	2	16	2	2	1	2	34
Thompkins	1-7	1-7	0-0	6	5	3	1	0	0	0	29
Smith	1-3	0-1	0-0	1	0	2	0	1	0	0	9
Cunningham	6-16	3-11	1-2	2	2	16	4	2	1	1	35
Span	5-9	2-4	1-2	3	2	13	3	0	0	1	35
Diggs	1-2	1-1	0-0	4	5	3	0	1	2	2	15
Holmes	4-12	2-6	0-0	6	0	10	1	4	0	1	27
Anderson	0-3	0-0	0-0	4	3	0	1	0	0	0	11
Welch	0-0	0-0	0-0	0	0	0	0	0	0	0	3
Booker	1-1	0-0	0-0	0	0	2	0	1	0	0	2
TEAM				5							
Totals	25-68	10-36	5-9	34	19	65	12	11	4	7	200

GEORGIA (2-0)

Player	FGs	3FGs	FTs	Rb	Pf	Pt	A	T	B	S	MP
Hammonds	6-9	1-3	0-0	7	2	13	1	2	0	2	29
Maten	6-14	1-2	9-9	14	2	22	3	2	1	1	31
Ogbeide	3-4	0-0	1-2	6	1	7	1	0	0	0	19
Wilridge	2-6	0-4	1-2	2	1	5	5	3	0	1	22
Jackson	4-8	2-5	3-4	4	2	13	4	0	0	1	34
Parker	1-4	0-2	2-2	1	0	4	1	2	0	0	11
Crump	1-3	1-3	0-0	0	1	3	0	0	1	0	11
Hightower	1-4	0-3	0-2	1	2	2	2	3	0	0	15
Edwards	1-2	0-0	1-3	7	4	3	0	2	0	1	23
Claxton	1-3	0-0	0-0	2	0	2	0	1	0	0	5
TEAM				1							
Totals	26-57	5-22	17-24	45	15	74	17	15	2	6	200

Score by Periods	1st	2nd	Total	Deadball	Rebounds	Total
------------------	-----	-----	-------	----------	----------	-------

5

San Diego State 75, Georgia 68

11/24/17 • Fullerton, Calif.

GEORGIA (4-1)

Player	FGs	3FGs	FTs	Rb	Pf	Pt	A	T	B	S	MP
Hammonds	1-5	0-2	0-0	5	2	2	0	1	0	0	20
Maten	4-15	1-5	8-8	7	3	17	0	5	1	2	32
Ogbeide	2-6	0-0	3-4	7	3	7	2	0	0	0	17
Wilridge	1-2	0-1	0-0	1	2	2	1	0	1	1	10
Jackson	6-13	4-7	1-2	3	2	17	4	0	1	0	34
Harris	0-0	0-0	0-0	1	1	0	1	1	0	0	2
Parker	2-3	1-2	0-0	3	2	5	0	0	0	0	18
Crump	3-7	1-5	0-0	1	3	7	1	2	0	0	23
Diatta	0-1	0-0	0-0	3	1	0	1	1	0	0	12
Hightower	2-4	0-0	0-0	3	1	0	4	2	0	0	8
Claxton	3-7	1-2	0-3	7	2	7	0	2	3	0	24
TEAM				3							
Totals	24-63	8-24	12-17	44	22	68	12	12	6	3	200

SAN DIEGO STATE (5-1)

Player	FGs	3FGs	FTs	Rb	Pf	Pt	A	T	B	S	MP
Mitchell	4-11	1-5	4-4	2	3	13	0	2	0	0	27
Pope	4-12	0-2	1-2	7	4	9	1	1	2	0	19
Rooks	2-5	0-0	0-2	6	3	4	1	0	0	0	20
Watson	5-12	1-4	5-5	4	0	16	4	1	0	0	36
Kell	5-17	0-4	3-4	9	0	13	5	0	0	1	38
McDaniels	2-6	0-0	7-8	8	2	11	0	0	0	1	26
Schakel	1-2	1-2	0-0	3	3	3	1	1	0	0	15
Narain	0-0	0-0	0-0	0	0	0	0	0	0	0	1
Hemslley	2-8	0-2	2-2	1	1	6	0	0	0	0	18
TEAM				8							
Totals	25-73	3-19	22-27	48	16	75	12	5	2	2	200

Score by Periods	1st	2nd	Total	Deadball	Rebounds	Total
Georgia	34	34	68	Georgia		2
San Diego State	33	42	75	San Diego State		3

Officials: Mike Greenstein, Chance Moore, Ken Ditty. Att: 2,513. Technicals: Pope, SDSU (15:11, 1st); Maten, UGA (5:11, 1st)

Points in the paint	UGA	SDSU
18	34	
Points off turnovers	2	17
2nd chance points	9	15
Bench points	23	20

6

Georgia 83, No. 21 Saint Mary's 81

11/26/17 • Fullerton, Calif. • OT

SAINT MARY'S (5-2)

Player	FGs	3FGs	FTs	Rb	Pf	Pt	A	T	B	S	MP
Hermanson	2-3	0-1	0-0	7	1	4	3	1	0	1	38
Fitzner	5-15	4-9	0-0	3	1	14	0	0	1	1	42
Landale	16-25	0-1	1-2	12	4	33	4	4	0	0	40
Ford	1-3	0-0	0-0	2	1	2	0	0	0	0	21
Naar	10-20	0-0	1-2	2	1	21	9	0	0	0	45
Krebs	2-3	0-1	0-0	1	0	4	1	0	0	0	18
Hunter	1-1	0-0	0-0	3	2	2	0	0	0	0	8
Neal	0-3	0-1	1-2	3	2	1	0	1	0	0	13
TEAM				4							
Totals	37-73	4-13	3-6	37	12	81	17	6	1	2	225

GEORGIA (5-1)

Player	FGs	3FGs	FTs	Rb	Pf	Pt	A	T	B	S	MP
Hammonds	0-2	0-1	0-0	1	1	0	5	1	0	0	25
Maten	7-16	0-0	2-2	7	4	16	2	0	1	1	38
Ogbeide	5-8	0-0	0-0	9	0	10	0	2	3	0	24
Parker	5-8	0-2	4-4	2	2	14	1	2	0	0	36
Jackson	5-10	2-5	3-3	3	1	15	2	3	0	0	29
Crump	6-13	4-7	1-1	2	0	17	1	0	0	0	21
Hightower	2-3	0-1	0-3	1	1	4	2	0	0	0	14
Wilridge	0-0	0-0	0-0	1	0	0	1	0	0	0	10
Kante	0-0	0-0	0-0	0	0	0	0	0	0	0	1
Edwards	2-4	0-0	0-0	2	0	4	0	0	0	0	7
Claxton	1-3	1-1	0-0	3	2	3	0	1	2	0	20
TEAM				3							
Totals	33-65	7-17	10-13	34	11	83	14	9	6	1	225

Score by Periods	1st	2nd	OT	Total	Deadball	Rebounds	Total
Saint Mary's	34	37	10	81	Saint Mary's		1
Georgia	35	36	12	83	Georgia		2

Officials: Lamont Simpson, Rick Batsell, DJ Carstensen. Att: 1,733.

Points in the paint	SMC	UGA
58	28	
Points off turnovers	8	2
2nd chance points	17	14
Bench points	7	28

7

Georgia 73, Marquette 66

12/2/17 • Milwaukee, Wis.

GEORGIA (6-1)

Player	FGs	3FGs	FTs	Rb	Pf	Pt	A	T	B	S	MP
Hammonds	3-7	0-0	2-2	8	3	8	0	1	0	3	30
Maten	5-8	0-0	3-7	7	1	13	3	1	1	0	35
Ogbeide	4-6	0-0	0-0	2	1	8	2	1	1	0	20
Parker	2-7	0-2	4-4	6	2	8	3	0	0	0	23
Jackson	3-9	0-4	5-6	3	3	11	7	4	0	2	33
Harris	0-0	0-0	0-1	1	1	0	0	0	0	0	7
Crump	3-6	3-6	0-0	1	1	9	1	2	0	1	10
Hightower	1-4	0-1	3-4	3	1	5	2	1	0	1	13
Wilridge	0-0	0-0	1-2	1	0	1	0	0	0	0	3
Edwards	2-2	0-0	1-2	1	1	5	0	0	0	0	18
Claxton	1-1	1-1	2-2	2	1	5	0	0	0	0	8
TEAM				2							
Totals	24-50	4-14	21-30	37	15	73	18	10	2	7	200

MARQUETTE (5-3)

Player	FGs	3FGs	FTs	Rb	Pf	Pt	A	T	B	S	MP
Anim	0-1	0-1	2-4	3	1	2	1	1	0	0	20
Hauser	3-10	2-7	0-0	9	3	8	1	1	1	0	37
Heldt	0-6	0-0	0-0	7	3	0	1	0	1	0	32
Elliott	1-3	0-1	2-2	3	4	4	1	2	1	2	26
Howard	11-22	4-12	3-3	3	3	29	1	1	0	0	20
John	0-1	0-0	0-0	1	4	0	0	0	0	0	6
Cain	3-4	2-3	0-0	1	2	8	0	0	0	1	25
Rowsey	4-15	3-9	4-5	3	3	15	6	6	1	1	34
TEAM				4							
Totals	22-62	11-33	11-14	34	23	66	11	12	4	4	200

Score by Periods	1st	2nd	Total	Deadball	Rebounds	Total
Georgia	31	42	73	Georgia		5
Marquette	31	35	66	Marquette		2

Officials: James Breeding, Jeff Clark, Brent Hampton. Att: 13476.

Points in the paint	UGA	MU
32	20	
Points off turnovers	10	3
2nd chance points	8	9
Bench points	25	23

8

Georgia 87, Winthrop 82

12/5/17 • Athens, Ga.

WINTHROP (5-4)

Player	FGs	3FGs	FTs	Rb	Pf	Pt	A	T	B	S	MP
Zunic	4-9	0-2	0-0	1	1	8	3	1	0	0	30
Cooks	11-24	1-3	8-10	5	4	31	3	1	1	1	31
Ukaegbu	0-0	0-0	0-0	4	5	0	1	0	0	0	14
A. Broman	4-6	3-4	0-0	4	11	0	1	0	0	0	26
B. Broman	2-3	2-2	0-1	0	0	6	2	3	0	1	26
Smith	4-6	1-2	3-4	0	4	12	0	0	0	0	17
Pupavac	0-0	0-0	0-0	0	0	0	0	0	0	0	0+
Pickett	2-2	0-0	2-2	0	1	6	0	0	1	0	7
Awad	1-6	1-5	0-0	5	3	3	0	0	0	1	21
Ferguson	2-4	0-1	1-2	3	4	5	2	2	2	1	29
TEAM				6							
Totals	30-60	8-19	14-19	24	26	82	11	8	4	4	200

GEORGIA (7-1)

Player	FGs	3FGs	FTs	Rb	Pf	Pt	A	T	B	S	MP
Hammonds	3-5	2-3	2-2	3	4	10	0	1	0	0	30
Maten	9-17	3-4	4-5	11	4	25	1	3	1	0	29
Ogbeide	5-8	0-0	0-0	6	2	10	0	1	0	1	24
Parker	2-5	0-1	5-6	2	2	9	3	1	0	1	25
Jackson	4-6	3-5	3-6	3	3	14	7	2	1	0	2
Harris	0-0	0-0	0-0	0	1	0	0	2	0	0	8
Crump	0-1	0-1	1-2	0	0	1	1	1	0	0	9
Hightower	2-4	0-0	3-5	2	0	7	2	0	0	1	13
Wilridge	0-0	0-0	0-0	1	0	0	0	2	0	0	7
Kante	0-1	0-0	0-0	0	0	0	0	0	0	0	2
Edwards	3-5	0-0	5-6	5	2	11	2	1	0	0	2
Claxton	0-1	0-1	0-0	1	2	0	1	2	1	0	3
TEAM				7							
Totals	28-53	8-15	23-32	40	21	87	17	16	3	3	200

Score by Periods	1st	2nd	Total	Deadball	Rebounds	Total
Winthrop	38	44	82	Winthrop		3
Georgia	40	47	87	Georgia		2

Officials: Joe Lindsay, Jerry Heater, Josue Nieves. Att: 6,405.

Points in the paint	WU	UGA
40	34	
Points off turnovers	22	7
2nd chance points	13	19
Bench points	26	19

9

Massachusetts 72, Georgia 62

12/16/17 • Amherst, Mass.

GEORGIA (7-2)

Player	FGs	3FGs	FTs	Rb	Pf	Pt	A	T	B	S	MP
Hammonds	0-1	0-0	0-0	2	4	0	2	0	0	0	20
Maten	9-16	0-3	2-2	9	1	20	3	0	1	1	37
Ogbeide	0-2	0-0	2-2	0	1	2	1	0	1	0	11
Parker	4-10	0-2	2-3	3	0	10	1	2	0	0	28
Jackson	5-10	4-5	0-0	1	2	14	5	2	0	0	31
Harris	0-7	0-1	0-0	3	2	0	2	0	1	2	25
Crump	2-4	2-3	2-2	2	0	8	0	1	0	2	10
Hightower	0-1	0-1	0-0	1	0	0	0	0	0	0	1
Wilridge	0-1	0-1	0-0	0	0	0	0	0	0	0	4
Edwards	2-5	0-0	4-6	3	2	8	1	0	0	0	23
Claxton	0-5	0-1	0-0	1	0	0	0	0	0	0	10
TEAM				4				1			

11

Georgia 84,
Temple 66

11/22/17 • Athens, Ga.

TEMPLE (7-4)

Player	FGs	3FGs	FTs	Rb	Pf	Pt	A	T	B	S	MP
Rose	5-16	2-5	1-2	8	3	13	5	3	0	2	32
Enechionya	9-15	7-9	2-2	6	2	27	0	0	1	0	34
Aflakpui	2-3	0-0	0-1	2	5	4	0	1	0	0	17
Brown	2-6	1-2	0-0	0	5	5	4	3	0	1	24
Alston	1-9	0-5	0-0	3	3	2	4	1	0	1	30
A. Moore	3-5	2-3	1-2	1	1	9	1	1	0	0	24
Moorman	0-1	0-1	0-2	1	1	0	0	1	0	0	6
Pierre-Louis	2-4	0-1	0-0	3	0	4	0	0	0	0	6
Hamilton	0-1	0-0	0-0	1	0	0	0	0	0	0	1
Perry	1-1	0-0	0-2	2	5	2	0	0	0	1	12
D. Moore	0-2	0-0	0-2	1	1	0	0	0	0	0	12
Leonard	0-0	0-0	0-0	0	0	0	0	0	0	0	1
Carvalho	0-0	0-0	0-0	0	0	0	0	0	0	0	1
TEAM				2							
Totals	25-63	12-26	4-13	30	26	66	14	10	1	5	200

GEORGIA (9-2)

Player	FGs	3FGs	FTs	Rb	Pf	Pt	A	T	B	S	MP
Hammonds	1-5	0-1	1-2	3	2	3	3	2	0	2	29
Maten	8-17	2-4	12-17	12	2	30	2	2	2	0	34
Ogbeide	4-9	0-0	0-0	8	0	8	1	1	0	1	20
Wilridge	0-1	0-1	2-2	2	0	2	3	0	0	0	16
Jackson	3-6	2-4	2-2	2	2	10	4	3	0	0	30
Harris	4-7	0-3	0-0	3	0	8	1	0	2	3	25
Parker	2-3	0-1	2-2	3	2	6	0	0	0	0	11
Hightower	0-2	0-1	3-4	3	1	3	0	0	0	0	10
Edwards	0-0	0-0	0-0	2	1	0	0	1	0	0	7
Claxton	4-5	0-0	6-10	9	1	14	0	0	2	0	18
TEAM				1							
Totals	26-55	4-15	28-39	48	11	84	14	9	6	6	200

Score by Periods	1st	2nd	Total	Deadball Rebounds	Total
Temple	23	43	66	Temple	3
Georgia	42	42	84	Georgia	6

Officials: Tony Greene, Ted Valentine, Mike Nance. Att: 8,282.

	TU	UGA
Points in the paint	22	34
Points off turnovers	4	13
2nd chance points	13	17
Bench points	15	31

12

No. 16/15 Kentucky 66,
Georgia 61

12/31/17 • Lexington, Ky.

GEORGIA (9-3, 0-1)

Player	FGs	3FGs	FTs	Rb	Pf	Pt	A	T	B	S	MP
Hammonds	5-7	0-1	2-5	5	3	12	1	1	0	0	31
Maten	5-15	1-4	6-8	12	3	17	2	1	1	0	36
Ogbeide	6-7	0-0	1-3	6	4	13	0	4	0	0	28
Wilridge	0-1	0-1	0-0	0	0	0	1	1	0	0	11
Jackson	2-6	1-5	0-0	2	5	5	1	0	1	0	23
Harris	1-4	0-2	0-0	3	3	2	2	2	0	0	21
Parker	2-4	0-0	1-1	2	2	5	0	1	1	1	17
Crump	1-9	0-6	2-2	2	3	4	3	2	0	0	12
Hightower	0-2	0-0	0-0	0	2	0	0	1	0	1	5
Edwards	0-1	0-0	1-2	3	0	1	0	0	0	0	10
Claxton	1-2	0-0	0-0	1	1	2	0	0	0	0	6
TEAM				2							
Totals	23-58	2-21	13-21	38	26	61	10	15	3	2	200

KENTUCKY (11-2, 1-0)

Player	FGs	3FGs	FTs	Rb	Pf	Pt	A	T	B	S	MP
Knox	2-10	1-4	2-3	4	3	7	3	1	0	1	28
Richards	0-1	0-0	0-0	0	2	0	0	1	0	0	3
Washington	2-5	0-1	3-6	2	5	7	1	0	2	1	15
Diallo	3-8	0-1	4-8	10	3	10	0	0	0	1	34
Green	4-10	1-4	6-8	4	2	15	1	2	0	0	25
Killea-Jones	0-1	0-0	0-0	2	3	0	1	1	1	0	21
Wynyard	0-1	0-0	0-0	1	1	0	0	0	0	1	7
Gilgeous-Alexander	4-9	1-1	12-13	5	0	21	4	1	2	3	33
Gabriel	2-9	2-5	0-0	10	4	6	0	3	1	1	34
TEAM				4							
Totals	17-54	5-16	27-38	42	23	66	10	9	6	8	200

Score by Periods	1st	2nd	Total	Deadball Rebounds	Total
Georgia	27	24	61	Georgia	4
Kentucky	26	40	66	Kentucky	7

Officials: Tony Greene, Tony Henderson, Ron Groover. Technicals: UGA Bench, 12.2, 1st half. Att: 22,862.

	UGA	UK
Points in the paint	34	22
Points off turnovers	13	19
2nd chance points	16	14
Bench points	14	27

13

Georgia 71,
Ole Miss 60

1/3/18 • Athens, Ga.

OLE MISS (8-6, 1-1)

Player	FGs	3FGs	FTs	Rb	Pf	Pt	A	T	B	S	MP
Crawford	2-9	1-5	4-5	6	3	9	1	1	0	0	31
Furmanavicius	1-3	1-1	0-0	5	3	3	0	0	2	0	21
Olejniczak	3-5	0-0	0-0	7	3	6	0	1	0	0	24
Shuler	5-11	1-5	0-0	3	1	11	1	1	0	0	22
Burnett	2-7	0-3	0-0	2	2	4	3	3	0	0	21
Hymon	1-4	0-0	0-0	5	3	2	0	0	0	0	16
Davis	2-11	0-6	0-0	3	2	4	1	0	0	0	20
Tyree	7-15	3-4	0-0	3	1	17	0	2	0	2	26
Stevens	2-5	0-2	0-1	3	5	4	0	2	1	0	19
TEAM				5							
Totals	25-70	6-26	4-6	42	23	60	6	10	3	6	200

GEORGIA (10-3, 1-1)

Player	FGs	3FGs	FTs	Rb	Pf	Pt	A	T	B	S	MP
Hammonds	0-2	0-0	0-0	2	5	0	0	0	0	1	8
Maten	5-13	0-2	5-7	7	3	15	1	3	2	0	35
Ogbeide	6-8	0-0	2-4	8	2	14	0	1	0	0	25
Wilridge	1-3	0-2	1-1	1	0	3	2	1	0	0	15
Jackson	1-9	1-6	0-0	5	0	3	5	1	0	2	35
Harris	5-6	2-3	0-0	1	0	12	2	2	0	0	28
Parker	4-11	4-4	6-7	11	0	18	3	1	1	1	26
Crump	0-0	0-0	0-0	0	0	0	0	0	0	0	3
Hightower	0-1	0-1	0-0	1	0	0	2	0	0	0	5
Edwards	0-0	0-0	0-0	1	0	0	0	0	1	0	3
Claxton	2-4	0-1	2-3	3	1	6	1	2	2	0	17
TEAM				2							
Totals	24-57	7-19	16-22	41	12	71	16	12	6	4	200

Score by Periods	1st	2nd	Total	Deadball Rebounds	Total
Ole Miss	31	29	60	Ole Miss	0
Georgia	39	32	71	Georgia	3

Officials: Doug Simmons, Olandis Poole, James Breeding. Att: 7,515.

	OM	UGA
Points in the paint	30	28
Points off turnovers	11	10
2nd chance points	11	8
Bench points	36	27

14

Georgia 65,
Alabama 46

1/6/18 • Athens, Ga.

ALABAMA (9-6, 1-2)

Player	FGs	3FGs	FTs	Rb	Pf	Pt	A	T	B	S	MP
Jones	2-7	0-3	0-0	4	2	4	0	3	2	1	29
Key	0-7	0-4	1-2	5	1	1	1	1	0	0	20
Hall	3-6	0-0	1-1	6	1	7	0	0	0	1	16
Petty	1-8	1-7	0-0	0	0	3	1	0	1	1	29
Sexton	9-16	1-3	4-6	2	3	23	3	3	0	1	33
Reese	0-1	0-1	0-0	3	1	0	0	0	0	0	8
Giddens	0-1	0-0	0-0	3	4	0	1	0	3	1	22
Johnson	2-7	2-5	2-2	1	2	8	1	1	0	2	22
Schaffer	0-0	0-0	0-0	0	0	0	0	2	0	1	3
Smith	0-4	0-0	0-0	3	4	0	0	2	0	0	18
TEAM				4							
Totals	17-57	4-23	8-11	31	18	46	7	12	6	8	200

GEORGIA (11-3, 2-1)

Player	FGs	3FGs	FTs	Rb	Pf	Pt	A	T	B	S	MP
Hammonds	4-10	2-4	3-3	8	2	13	1	2	0	2	31
Maten	9-19	4-7	4-6	11	1	26	3	0	1	0	35
Ogbeide	3-5	0-0	2-2	8	3	8	0	3	3	1	27
Wilridge	0-2	0-1	0-0	2	0	0	3	0	1	0	12
Jackson	0-8	0-8	1-2	3	3	1	5	1	0	4	28
Harris	1-4	1-4	2-2	6	2	5	1	3	0	1	27
Parker	0-3	0-2	2-2	2	1	2	0	0	0	0	8
Crump	0-1	0-1	1-2	0	0	1	0	0	0	0	1
Diatto	0-0	0-0	0-0	0	0	0	0	0	0	0	1
Hightower	1-3	1-1	0-0	2	1	3	2	2	0	0	12
O'Neill	0-0	0-0	0-0	0	0	0	0	0	0	0	1
Kante	0-0	0-0	0-0	0	0	0	0	0	0	0	1
Edwards	0-0	0-0	0-0	0	0	0	0	0	0	0	1
Claxton	2-3	1-1	1-2	4	3	6	0	0	0	0	15
TEAM				3							
Totals	20-58	9-29	16-21	49	16	65	15	13	5	8	200

Score by Periods	1st	2nd	Total	Deadball Rebounds	Total
Alabama	24	22	46	Alabama	1
Georgia	44	21	65	Georgia	5

Officials: Pat Adams, Wil Howard, Vladimir Voyard-Tadal. Att: 10,523.

	UA	UGA
Points in the paint	16	20
Points off turnovers	16	4
2nd chance points	4	10
Bench points	8	17

15

Missouri 68,
Georgia 56

1/10/18 • Columbia, Mo.

GEORGIA (11-4, 2-2)

Player	FGs	3FGs	FTs	Rb	Pf
--------	-----	------	-----	----	----

17

Georgia 61,
LSU 60

1/16/18 • Baton Rouge, La.

GEORGIA (12-5, 3-3)

Player	FGs	3FGs	FTs	Rb	Pf	Pt	A	T	B	S	MP
Parker	4-7	1-3	0-0	8	3	9	0	1	0	0	30
Maten	7-20	0-1	7-7	12	1	21	0	2	3	0	38
Ogbeide	5-5	0-0	1-3	2	2	11	0	2	0	0	30
Jackson	2-5	1-1	0-0	6	1	5	5	0	0	0	37
Hightower	3-8	1-6	1-6	3	1	8	1	2	0	2	27
Harris	2-3	1-2	0-0	0	0	5	0	0	0	0	10
Crump	0-2	0-2	0-0	0	0	0	0	0	0	0	2
Hammonds	0-3	0-1	0-0	4	2	0	1	2	0	1	14
Edwards	0-1	0-0	0-0	0	1	0	0	0	0	0	8
Claxton	1-1	0-0	0-0	1	1	2	0	0	0	0	4
TEAM				2							
Totals	24-55	4-16	9-16	38	12	61	7	10	3	3	200

LSU (12-6, 2-3)

Player	FGs	3FGs	FTs	Rb	Pf	Pt	A	T	B	S	MP
Sampson	6-11	3-5	2-2	3	2	17	0	0	0	0	26
Epps	2-5	1-3	0-0	6	3	5	0	0	3	0	32
Reath	5-11	1-2	1-4	3	3	12	0	0	1	0	26
Waters	3-7	0-2	0-0	2	1	6	5	2	0	0	29
Mays	4-10	1-5	2-2	7	2	11	2	1	0	1	34
Rachal	0-0	0-0	0-0	1	2	0	0	0	0	1	6
Edwards	2-5	1-4	0-0	1	0	5	0	0	0	0	14
Onwuasor	1-3	0-0	2-2	0	0	4	1	1	0	2	18
Sims	0-1	0-0	0-0	3	2	0	0	1	1	1	15
TEAM				1							
Totals	23-53	7-21	7-10	27	15	60	8	5	5	5	200

Score by Periods	1st	2nd	Total	Deadball	Rebounds	Total
Georgia	24	37	61	Georgia		4
LSU	34	26	60	LSU		2

Officials: Pat Adams, Don Daily, Tony Henderson. Att: 8,269.

	UGA	LSU
Points in the paint	24	26
Points off turnovers	10	13
2nd chance points	17	5
Bench points	7	9

18

No. 17/20 Auburn 79,
Georgia 65

1/20/18 • Auburn, Ala.

GEORGIA (12-6, 3-4)

Player	FGs	3FGs	FTs	Rb	Pf	Pt	A	T	B	S	MP
Parker	6-12	4-6	0-0	1	3	16	2	3	0	0	31
Maten	3-7	0-2	11-12	9	3	17	3	6	1	1	37
Ogbeide	3-8	0-0	0-0	6	2	6	0	3	1	1	26
Jackson	2-8	0-3	0-0	1	4	4	0	1	0	2	32
Hightower	1-2	1-1	0-0	0	2	3	0	3	0	0	15
Harris	0-1	0-1	1-2	2	2	1	1	1	0	0	13
Crump	2-5	1-3	0-0	2	1	5	1	0	0	0	8
Diatte	0-1	0-0	0-0	0	0	0	0	0	0	0	3
Wilridge	0-0	0-0	0-0	0	0	0	0	0	0	0	2
Hammonds	2-3	0-0	6-6	6	2	10	0	2	0	0	22
Kante	1-1	0-0	1-1	0	0	3	0	0	0	0	1
Edwards	0-1	0-0	0-0	1	1	0	0	0	0	1	8
Claxton	0-0	0-0	0-0	1	0	0	0	0	0	0	2
TEAM				5							
Totals	20-49	6-16	19-21	34	20	65	7	19	2	5	200

AUBURN (17-2, 5-1)

Player	FGs	3FGs	FTs	Rb	Pf	Pt	A	T	B	S	MP
Heron	5-11	1-2	3-3	1	3	14	1	1	0	3	21
Murray	0-4	0-2	2-2	1	5	2	2	2	0	1	21
McLemore	3-7	2-4	2-2	8	2	10	0	0	3	1	22
Brown	9-15	5-9	5-6	1	1	28	0	1	0	2	30
Harper	2-9	1-6	8-9	2	0	13	6	2	0	2	32
Spencer	2-2	0-0	0-0	3	2	4	0	1	1	1	18
Okeke	1-3	0-1	0-0	4	2	0	0	1	1	2	15
Mitchell	1-2	1-1	0-0	2	0	3	3	1	0	1	16
Williams	0-0	0-0	0-0	0	0	0	0	0	0	0	1
Dunbar	1-4	0-1	1-1	2	3	3	0	0	1	1	20
Keim	0-0	0-0	0-0	0	0	0	0	0	0	0	1
Macy	0-0	0-0	0-0	0	0	0	0	0	0	0	1
Easterling	0-0	0-0	0-0	0	0	0	0	0	0	0	1
Blackstock	0-0	0-0	0-0	0	1	0	0	0	0	0	1
TEAM				3							
Totals	24-57	10-26	21-23	27	21	79	12	9	6	14	200

Score by Periods	1st	2nd	Total	Deadball	Rebounds	Total
Georgia	40	25	65	Georgia		2
Auburn	26	53	79	Auburn		3

Officials: Joe Lindsay, K.B. Burdett, Jr.; Rob Rorke. Att: 9,121.

	UGA	AU
Points in the paint	24	26
Points off turnovers	9	27
2nd chance points	8	8
Bench points	19	12

19

Arkansas 80,
Georgia 77

1/23/18 • Athens, Ga. • 2OT

ARKANSAS (14-6, 4-4)

Player	FGs	3FGs	FTs	Rb	Pf	Pt	A	T	B	S	MP
Bailey	0-0	0-0	0-0	2	1	0	0	0	0	0	9
Hall	3-5	1-1	0-0	3	0	7	0	0	1	0	23
Gafford	0-3	0-0	0-0	3	3	0	1	0	0	1	27
Barford	10-20	3-7	1-2	2	3	24	2	1	0	3	42
Beard	3-6	1-3	1-1	4	4	8	4	1	0	0	38
Thompson	1-3	0-0	1-2	4	2	3	2	1	2	2	29
Macon	7-14	5-10	6-6	3	3	25	1	5	0	0	33
Cook	0-1	0-0	0-0	3	1	0	0	1	0	0	6
Thomas	4-5	0-0	0-1	1	4	8	0	3	0	2	29
Jones	1-3	1-2	2-2	1	1	5	0	0	0	0	14
TEAM				2							
Totals	29-60	11-23	11-14	28	22	80	10	15	2	8	250

GEORGIA (12-7, 3-5)

Player	FGs	3FGs	FTs	Rb	Pf	Pt	A	T	B	S	MP
Hammonds	0-3	0-3	0-0	2	2	0	3	0	0	0	16
Maten	6-16	1-2	13-16	15	1	26	3	3	2	1	46
Ogbeide	2-6	0-0	1-2	5	2	5	3	2	1	0	22
Parker	5-12	1-5	1-1	3	1	12	2	2	2	1	44
Jackson	5-8	5-8	0-0	5	3	15	5	4	1	1	45
Harris	1-1	0-0	3-4	3	2	5	1	1	0	0	21
Hightower	0-1	0-0	0-0	0	1	0	0	0	0	0	5
Wilridge	2-4	1-3	0-0	0	1	5	0	1	0	0	20
Edwards	0-0	0-0	0-0	2	0	0	0	0	0	0	4
Claxton	3-4	1-1	2-3	2	2	9	0	1	1	0	27
TEAM				1							
Totals	24-55	9-22	20-26	38	15	77	17	17	7	3	250

Score by Periods	1st	2nd	1OT	2OT	Total	Deadball	Rebs	Total
Arkansas	28	35	6	11	80	Arkansas		0
Georgia	33	30	6	8	77	Georgia		5

Officials: Michael Stephens, Tony Henderson, Jeffrey Anderson. Att: 6,405.

	ARK	UGA
Points in the paint	24	18
Points off turnovers	23	16
2nd chance points	10	21
Bench points	41	19

20

Kansas State 56,
Georgia 51

1/27/18 • Manhattan, Kan.

GEORGIA (12-8)

Player	FGs	3FGs	FTs	Rb	Pf	Pt	A	T	B	S	MP
Maten	6-11	0-1	2-2	5	3	14	1	1	1	0	37
Hammonds	1-7	0-3	1-2	5	3	3	2	2	0	1	28
Ogbeide	5-7	0-0	0-0	8	1	10	0	1	1	0	28
Jackson	1-10	0-5	2-2	1	1	4	4	1	0	0	31
Parker	4-9	1-6	2-2	6	3	11	1	4	0	1	33
Harris	0-2	0-0	0-0	2	2	0	0	0	0	0	12
Crump	1-5	1-2	0-0	0	0	3	2	1	0	0	9
Wilridge	0-1	0-1	0-0	1	1	0	0	0	0	0	6
Claxton	2-2	0-0	2-4	6	2	6	0	1	1	0	16
TEAM				4							
Totals	20-54	2-18	9-12	38	16	51	10	11	3	2	200

KANSAS STATE (16-5)

Player	FGs	3FGs	FTs	Rb	Pf	Pt	A	T	B	S	MP
Sneed	2-9	2-8	3-3	4	2	9	0	0	1	2	37
Wade	7-17	1-2	5-6	8	2	20	0	0	0	1	38
Mawien	3-4	0-0	0-0	1	3	6	0	0	2	1	30
Diarra	4-7	0-3	4-4	3	2	12	5	3	1	1	36
Brown	2-9	0-1	5-6	5	3	9	2	2	0	1	40
Sallah	0-0	0-0	0-0	0	0	0	0	0	0	0	2
Patrick	0-0	0-0	0-0	0	0	0	0	0	0	0	5
Wainright	0-0	0-0	0-0	0	0	0	0	0	0	1	4
Stockard	0-1	0-0	0-0	1	1	0	0	1	0	0	8
TEAM				5							
Totals	18-47	3-14	17-19	27	13	56	7	6	4	7	200

Score by Periods	1st	2nd	Total	Deadball	Rebounds	Total
Georgia	23	28	51	Georgia		2
Kansas State	26	30	56	Kansas State		1

Officials: Mike Stuart, Kelly Self, Tony Padilla. Att: 10,314.

	UGA	KSU
Points in the paint	20	24
Points off turnovers	2	9
2nd chance points	8	4
Bench points	9	0

21

Georgia 72,
No. 23/24 Florida 60

1/30/18 • Athens, Ga.

FLORIDA (15-7, 6-3)

Player	FGs	3FGs	FTs
--------	-----	------	-----

23
**Vanderbilt 81,
Georgia 66**
2/7/18 • Nashville, Tenn.
GEORGIA (13-10, 4-7)

Player	FGs	3FGs	FTs	Rb	Pf	Pt	A	T	B	S	MP
Parker	5-12	1-2	2-2	4	3	13	3	0	1	2	32
Maten	8-18	0-2	4-5	6	3	20	1	1	0	0	28
Claxton	1-3	0-2	0-1	2	2	2	0	2	1	1	18
Jackson	2-3	1-2	0-0	1	2	5	4	2	0	1	34
Crump	0-0	0-0	0-0	0	1	0	0	2	0	0	6
Diatta	0-2	0-0	3-5	1	2	3	1	0	0	2	19
Hightower	2-5	0-1	1-3	1	1	5	1	1	0	1	20
Wilridge	0-0	0-0	0-0	0	0	0	0	0	0	0	5
Hammonds	0-5	0-0	0-1	5	0	0	0	1	1	0	4
Kante	1-1	0-0	0-0	1	0	2	0	0	0	0	1
Edwards	0-1	0-0	0-0	1	1	0	0	0	0	0	9
Ogbeide	7-10	0-0	2-2	3	1	16	0	1	0	0	24
TEAM				3							
Totals	26-60	2-9	12-19	28	16	66	11	10	2	7	200

VANDERBILT (9-15, 3-8)

Player	FGs	3FGs	FTs	Rb	Pf	Pt	A	T	B	S	MP
Evans	0-2	0-2	0-0	2	2	0	0	1	0	1	16
Roberson	3-8	1-2	4-4	7	1	11	2	1	0	1	34
Obinna	2-2	0-0	0-0	3	5	4	0	1	0	0	13
Lee	5-7	3-5	6-6	2	0	19	4	3	0	3	28
LaChance	7-13	2-6	3-3	1	2	19	4	2	0	1	38
Willis	4-8	3-7	2-2	5	1	13	0	3	0	0	23
Toye	5-6	1-1	1-1	2	4	12	0	2	0	0	15
Baptiste	0-0	0-0	0-0	2	1	0	0	0	0	0	10
Brown	1-3	1-1	0-0	3	3	3	0	2	2	0	23
TEAM				2							
Totals	27-49	11-24	16-16	29	19	81	10	15	2	6	200

Score by Periods	1st	2nd	Total	Deadball	Rebounds	Total
Georgia	31	35	66	Georgia		4
Vanderbilt	39	42	81	Vanderbilt		2

Officials: Tony Greene, Ted Valentine, Lee Cassell. Att: 8,761.

	UGA	VU
Points in the paint	30	28
Points off turnovers	6	11
2nd chance points	12	6
Bench points	26	28

24
**No. 8/9 Auburn 78,
Georgia 61**
2/10/18 • Athens, Ga.
AUBURN (22-3, 10-2)

Player	FGs	3FGs	FTs	Rb	Pf	Pt	A	T	B	S	MP
Heron	8-14	2-4	1-1	2	3	19	0	1	0	0	32
Murray	2-6	1-3	0-0	7	1	5	0	1	1	0	15
McLemore	2-2	0-0	2-2	3	4	6	1	0	1	1	17
Harper	8-13	4-7	4-7	3	1	24	7	2	0	2	38
Dunbar	2-7	2-5	1-4	6	2	7	0	2	0	0	26
Spencer	2-4	0-0	0-0	6	3	4	0	1	0	0	21
Okeke	2-5	1-2	1-1	3	0	6	1	0	1	1	27
Mitchell	3-6	1-4	0-0	0	2	7	2	1	0	1	24
TEAM				1							
Totals	29-57	11-25	9-15	31	16	78	11	9	3	5	200

GEORGIA (13-11, 4-8)

Player	FGs	3FGs	FTs	Rb	Pf	Pt	A	T	B	S	MP
Hammonds	6-10	1-3	1-2	5	1	14	3	2	0	0	34
Maten	8-10	0-2	4-4	5	1	20	2	1	0	0	39
Claxton	0-3	0-1	0-0	0	2	0	0	1	0	1	22
Parker	4-8	2-3	4-5	4	3	14	3	3	0	1	34
Jackson	1-6	1-5	0-0	1	4	3	4	2	0	0	17
Crump	3-11	3-10	0-0	1	0	9	1	2	0	1	24
Diatta	0-0	0-0	0-0	1	0	0	0	1	0	0	3
Hightower	0-1	0-1	0-0	0	0	0	0	0	0	0	3
Wilridge	0-0	0-0	0-0	0	0	0	0	0	0	0	4
Edwards	0-0	0-0	1-2	1	0	1	0	0	0	0	5
Ogbeide	0-0	0-0	0-0	5	0	0	2	1	0	0	15
TEAM				4							
Totals	22-49	7-25	10-13	27	11	61	15	13	0	3	200

Score by Periods	1st	2nd	Total	Deadball	Rebounds	Total
Auburn	40	38	78	Auburn		4
Georgia	31	30	61	Georgia		2

Officials: Don Daily, Glenn Tuitt, Jason Baker. Technicals: UGA-Jackson 12:35, 2nd half; AU-Dunbar, 12:35, 2nd half. Att: 10,523.

	AU	UGA
Points in the paint	30	26
Points off turnovers	25	9
2nd chance points	15	6
Bench points	17	10

25
**Georgia 72,
Florida 69**
2/14/18 • Gainesville, Fla. • OT
GEORGIA (14-11, 5-8)

Player	FGs	3FGs	FTs	Rb	Pf	Pt	A	T	B	S	MP
Hammonds	3-8	0-1	4-5	3	4	10	0	2	2	0	27
Maten	8-17	2-3	5-6	10	3	23	1	3	1	0	41
Claxton	1-1	0-0	0-0	3	2	2	0	1	0	1	14
Parker	3-11	0-2	4-5	4	4	10	0	1	0	0	39
Jackson	1-2	1-2	0-0	1	1	3	1	3	0	1	22
Crump	3-7	3-7	4-5	5	2	13	5	1	0	0	26
Diatta	0-3	0-3	1-3	4	0	1	1	1	1	1	23
Hightower	0-0	0-0	0-0	1	0	0	0	0	0	0	4
Edwards	0-1	0-0	0-0	1	2	0	0	0	0	0	7
Ogbeide	5-7	0-0	0-3	10	4	10	1	1	1	0	22
TEAM				2							
Totals	24-57	6-18	18-27	44	22	72	9	14	5	3	225

FLORIDA (17-9, 8-5)

Player	FGs	3FGs	FTs	Rb	Pf	Pt	A	T	B	S	MP
Koulechov	5-8	3-5	6-7	6	3	19	1	0	0	2	37
Stone	2-7	0-3	3-4	6	3	7	0	1	0	0	31
Hayes	1-2	0-0	1-4	7	4	3	0	3	2	1	28
Hudson	0-3	0-2	0-2	4	5	0	2	2	0	0	22
Chiozza	2-14	1-3	0-2	5	4	5	5	1	0	1	35
Okauru	5-6	2-3	2-4	0	1	14	0	1	0	2	14
Allen	6-14	3-5	4-4	0	0	19	2	0	0	0	39
Gak	1-2	0-0	0-0	3	1	2	0	0	0	0	7
Bassett	0-0	0-0	0-0	2	3	0	0	1	0	0	10
Ballard	0-2	0-1	0-0	0	0	0	0	0	0	0	2
TEAM				4							
Totals	22-58	9-22	16-27	37	24	69	10	10	2	6	225

Score by Periods	1st	2nd	OT	Total	Deadball	Rebounds	Total
Georgia	27	32	13	72	Georgia		3
Florida	34	25	10	69	Florida		5

Officials: Ron Groover, Byron Jarrett, Chuck Jones. Att: 9,497.

	UGA	UF
Points in the paint	22	24
Points off turnovers	11	15
2nd chance points	11	13
Bench points	24	35

26
**Georgia 73,
No. 18/17 Tennessee 62**
2/17/18 • Athens, Ga.
TENNESSEE (19-7, 9-5)

Player	FGs	3FGs	FTs	Rb	Pf	Pt	A	T	B	S	MP
Schofield	5-13	1-5	0-0	4	4	11	1	0	0	1	31
Williams	1-8	0-0	3-6	4	5	5	0	2	3	1	25
Alexander	5-7	0-0	0-0	13	3	10	0	3	1	2	27
Bone	1-5	0-1	2-2	0	2	4	7	0	0	0	19
Bowden	4-11	2-7	3-5	2	4	13	0	1	0	0	36
Turner	4-12	4-8	2-2	3	5	14	2	1	0	0	26
Daniel	1-5	1-4	0-0	2	1	3	2	3	0	1	20
Fulkerson	1-1	0-0	0-0	0	1	2	0	0	0	0	8
Walker	0-1	0-0	0-0	0	2	0	0	1	0	0	5
Pons	0-0	0-0	0-0	1	0	0	0	0	0	0	3
TEAM				4							
Totals	22-63	8-25	10-15	33	27	62	12	11	4	5	200

GEORGIA (15-11, 6-8)

Player	FGs	3FGs	FTs	Rb	Pf	Pt	A	T	B	S	MP
Hammonds	1-6	0-1	0-0	6	2	2	2	2	0	0	23
Maten	5-14	1-2	8-12	5	2	19	0	1	1	0	30
Claxton	0-1	0-0	3-4	3	1	3	1	0	2	0	21
Parker	2-5	1-1	5-6	7	2	10	0	3	0	2	31
Jackson	3-7	2-6	2-2	0	1	10	4	1	0	2	32
Crump	2-5	2-4	5-7	2	3	11	2	2	0	0	22
Diatta	1-1	0-0	0-0	1	0	2	0	0	0	0	8
Hightower	0-1	0-0	0-0	1	1	0	1	0	0	0	4
Edwards	0-0	0-0	0-0	0	0	0	0	1	0	0	2
Ogbeide	6-7	0-0	4-7	11	3	16	0	0	0	0	27
TEAM				4							
Totals	20-47	6-14	27-38	40	15	73	10	13	3	4	200

Score by Periods	1st	2nd	Total	Deadball	Rebounds	Total
Tennessee	26	36	62	Tennessee		4
Georgia	28	45	73	Georgia		7

Officials: Anthony Jordan, K.B. Burdett Jr., Rob Rorke. Att: 10,028.

	UT	UGA
Points in the paint	20	28
Points off turnovers	16	13
2nd chance points	8	19
Bench points	19	29

27
**South Carolina 66,
Georgia 57**
2/21/18 • Columbia, S.C.
GEORGIA (15-12, 6-9)

Player	FGs	3FGs	FTs	Rb	Pf	Pt	A	T	B	S	MP
Hammonds	3-7	1-3	0-0	5	2	7	0	3	0	0	23
Maten	5-13	0-2	3-3	10	2	13	2	1	2	0	36
Claxton	1-2	0-0	1-2	7	4	3	0	2	2	0	10
Parker	1-7	0-2	1-2	6	0	3	1	1	0	0	29
Jackson	5-11	3-6	1-2	1	1	14	3	3	0	0	35
Crump	3-5	2-3	1-1	1	2	9	0	4	0	1	20
Diatla	0-1	0-1	0-0	1	2	0	0	1	0	0	8
Hightower	1-2	0-1	0-0	0	0	2	1	0	0	0	6
Wilridge	0-1	0-1	0-0	0	0	0	0	0	0	0	3
Kante	1-1	0-0	0-0	0	0	2	0	0	0	0	2
Edwards	0-1	0-0	2-2	1	1	2	0	0	0	0	7
Osbeide	1-4	0-0	0-0	8	4	2	0	2	2	0	21
TEAM				3							
Totals	21-55	6-19	9-12	43	18	57	7	17	6	1	200

29

**Texas A&M 61,
Georgia 60**
2/28/18 • Athens, Ga.

TEXAS A&M (19-11, 8-9)

Player	FGs	3FGs	FTs	Rb	Pf	Pt	A	T	B	S	MP
Hogg	4-10	1-4	2-5	5	0	11	1	4	0	0	31
Williams	1-4	0-0	1-2	4	5	3	1	0	3	2	19
Davis	6-14	0-0	1-2	7	4	13	1	1	1	0	31
Starks	7-17	1-5	0-3	7	0	15	4	4	0	0	32
Gilder	4-9	3-4	0-0	6	2	11	1	1	0	2	35
Chandler	0-3	0-1	0-0	0	0	0	0	0	0	0	11
Flagg	2-4	1-2	2-2	6	1	7	1	1	0	0	12
Trocha-Morelos	0-3	0-1	1-2	6	4	1	0	0	0	1	27
Jasey	0-0	0-0	0-0	0	0	0	0	0	0	1	2
TEAM											6
Totals	24-64	6-17	7-16	47	16	61	9	11	4	6	200

GEORGIA (16-13, 7-10)

Player	FGs	3FGs	FTs	Rb	Pf	Pt	A	T	B	S	MP
Diatta	0-0	0-0	0-0	0	0	0	0	0	0	0	3
Maten	5-18	2-3	4-8	12	3	16	1	2	2	0	37
Ogbeide	4-7	0-0	0-0	7	2	8	1	0	2	0	28
Jackson	0-5	0-3	0-0	1	0	0	0	1	0	2	14
Parker	3-8	0-4	2-2	4	0	8	3	0	0	1	28
Crump	3-6	3-6	0-0	1	0	9	1	1	0	0	15
Hightower	4-8	2-4	1-2	5	2	11	4	3	1	0	22
Wilridge	1-2	1-2	0-0	0	0	3	0	0	0	0	13
Hammonds	0-6	0-2	0-0	6	2	0	2	1	0	0	24
Edwards	0-0	0-0	0-0	0	1	0	0	1	0	0	2
Claxton	1-4	0-0	3-4	4	2	5	0	0	3	1	14
TEAM				4							1
Totals	21-64	8-24	10-16	44	12	60	12	10	8	4	200

Score by Periods	1st	2nd	Total	Deadball	Rebounds	Total
Texas A&M	37	24	61	Texas A&M		4
Georgia	28	32	60	Georgia		3

Officials: Tony Greene, Doug Sirmons, Byron Jarrett. Officials: Claxton, UGA, 8:18, 2nd; Davis, TAMU, 8:18, 2nd. Att: 6,417.

	A&M	UGA
Points in the paint	34	16
Points off turnovers	6	9
2nd chance points	9	9
Bench points	8	28

30

**No. 16/17 Tennessee 66,
Georgia 61**
3/3/18 • Knoxville, Tenn.

GEORGIA (16-14, 7-11)

Player	FGs	3FGs	FTs	Rb	Pf	Pt	A	T	B	S	MP
Hammonds	5-8	2-3	0-0	4	3	12	0	2	0	0	36
Maten	5-15	1-3	7-9	9	5	18	2	4	0	0	36
Ogbeide	1-3	0-0	1-3	7	3	3	1	0	1	0	16
Parker	2-5	1-2	0-0	0	1	5	1	2	0	0	18
Jackson	4-10	2-6	0-1	2	1	10	8	0	0	0	38
Crump	3-6	2-4	0-0	1	1	8	0	2	0	0	23
Diatta	0-0	0-0	0-0	0	0	0	0	0	0	0	1
Hightower	0-1	0-0	0-0	0	0	0	0	0	0	0	1
Wilridge	0-0	0-0	0-0	1	0	0	0	0	0	0	6
Kante	0-0	0-0	0-0	0	0	0	0	0	0	0	3
Edwards	0-1	0-0	0-0	2	1	0	0	0	0	0	4
Claxton	2-3	0-0	1-2	7	4	5	1	0	2	1	18
TEAM				5							1
Totals	22-52	8-18	9-15	38	19	61	13	11	3	1	200

TENNESSEE (23-7, 13-5)

Player	FGs	3FGs	FTs	Rb	Pf	Pt	A	T	B	S	MP
Schofield	8-16	2-7	5-6	3	2	23	2	0	0	0	33
Williams	7-17	0-1	8-8	3	5	22	0	1	1	0	27
Alexander	1-4	0-0	0-0	9	1	2	0	0	1	2	29
James	0-1	0-1	0-0	1	2	0	4	1	0	1	21
Bowden	0-5	0-2	4-4	2	2	4	7	0	0	0	31
Bone	2-3	2-2	0-0	2	1	6	0	1	0	0	19
Turner	3-7	3-5	0-0	3	2	9	2	0	0	1	29
Fulkerson	0-0	0-0	0-0	1	0	0	0	0	0	0	1
Walker	0-1	0-0	0-0	0	2	0	0	1	0	0	6
Pons	0-0	0-0	0-0	1	0	0	0	0	0	0	4
TEAM				3							
Totals	21-54	7-18	17-18	28	17	66	15	4	2	4	200

Score by Periods	1st	2nd	Total	Deadball	Rebounds	Total
Georgia	42	19	61	Georgia		3
Tennessee	34	32	66	Tennessee		1

Officials: Karl Hess, Patrick Evans, Brian Shey. Officials: Claxton, UGA, 9:06, 1st; Schofield, UT, 9:06, 1st. Att: 22,237.

	UGA	UT
Points in the paint	20	26
Points off turnovers	2	13
2nd chance points	12	7
Bench points	13	15



WILLIAM JACKSON

6-4 • 185 • JUNIOR • GUARD
ATHENS, GA. • ATHENS CHRISTIAN SCHOOL

SEASON & CAREER HIGHS

SEASON		CAREER
17 San Diego St. (11/24/17)	POINTS	17 San Diego St. (11/24/17)
6 LSU (1/16/18)	REBOUNDS	6 LSU (1/16/18)
8 Tennessee (3/3/18)	ASSISTS	8 Tennessee (3/3/18)
8 LSU (2/24/18)		8 LSU (2/24/18)
1 Five times, last vs. Arkansas (1/23/18)	BLOCKS	2 Robert Morris (12/29/15)
4 Alabama (1/6/18)	STEALS	4 Alabama (1/6/18)
45 Arkansas (1/23/18)	MINUTES	45 Arkansas (1/23/18)
6 San Diego St. (11/24/17)	FGs MADE	6 San Diego St. (11/24/17)
15 S. Carolina (1/13/18)	FG ATTEMPTS	15 S. Carolina (1/13/18)
5 Arkansas (1/23/18)	3FGs MADE	5 Arkansas (1/23/18)
8 Florida (1/30/18)	3FG ATTEMPTS	8 Florida (1/30/18)
8 Arkansas (1/23/18)		8 Arkansas (1/23/18)
8 Alabama (1/6/18)		8 Alabama (1/6/18)
6 Florida (1/30/18)	FTs MADE	6 Florida (1/30/18)
6 Florida (1/30/18)	FT ATTEMPTS	6 Florida (1/30/18)
6 Winthrop (12/15/17)		6 Winthrop (12/15/17)
6 Marquette (12/2/17)		6 Marquette (12/2/17)

2017-18 HIGHLIGHTS:

- ◇ After scoring in double digits twice in 66 games entering the season, did so in 9 of the first 11 outings of '17-18.
- ◇ Put up double-digit points in the first two games...**by halftime**. Scored 11 first-half points against both Bryant and 10 versus USC Upstate.
- ◇ Upped his career-high scoring output in four of the first five outings, from 10 points to 11 to 13 to 16 to 17.
- ◇ Connected on driving layup with 10 seconds left in regulation to force OT against No. 21 Saint Mary's.
- ◇ Dished out a career-high eight assists two of the last three regular-season games...LSU and Tennessee.
- ◇ With 50-of-87 FGs this season being 3-pointers, now 58.1 percent (86-of-148) of his made shots from the floor at UGA are from behind the arc.

CAREER HIGHLIGHTS:

- ◇ **AS A SOPHOMORE IN 2016-17**, named the team's Most Outstanding Defensive Player in balloting of staff and teammates.
- ◇ Started 16 games, including six of 18 SEC regular-season outings and two of three postseason contests.

- ◇ **AS A FRESHMAN IN 2015-16**, logged PT in 32 of 34 games.

- ◇ Of his made field goals, 76.9 percent (10 of 13) were 3-pointers.

- ◇ **PRIOR TO UGA**, coached by the late Ron Link at Athens Christian, where he was a four-time All-State performer and scored 2,275 points and set 10 school records while helping ACS compile a 108-14 record from 2012-15.

PERSONAL:

- ◇ Born March 26, 1997 in Amherst, N.Y., Turtle is majoring in Agribusiness.

- ◇ Georgia's first signee from Athens since Carlos Strong and Terrell Bell from Cedar Shoals High signed with the Bulldogs as part of the Class of 1992.

▶ GAME-BY-GAME LINESCORES

Opponent	FGs	3FGs	FTs	OR	DR	RB	PF	PT	A	TO	B	S	MP
BRYANT	* 4-11	3-7	0-0	0	1	1	0	11	1	1	0	1	22
USC UPSTATE	* 4-8	2-5	3-4	0	4	4	2	13	4	0	0	1	34
TEXAS A&M-CC	* 1-4	1-4	0-1	0	2	2	0	3	4	3	0	1	24
at Cal St. Fullerton	* 5-9	2-5	4-4	0	1	1	2	16	3	4	1	0	33
vs. San Diego State	* 6-13	4-7	1-2	0	3	3	2	17	4	0	1	0	34
vs. Saint Mary's	* 5-10	2-5	3-3	1	2	3	1	15	2	3	0	0	29
at Marquette	* 3-9	0-4	5-6	0	3	3	3	11	7	4	0	2	33
WINTHROP	* 4-6	3-5	3-6	0	3	3	3	14	7	2	1	0	29
at Massachusetts	* 5-10	4-5	0-0	1	0	1	2	14	5	2	0	0	31
GA. TECH	* 3-6	1-4	2-2	1	1	2	2	9	4	3	0	0	33
TEMPLE	* 3-6	2-4	2-2	0	2	2	2	10	4	3	0	0	30
at Kentucky	* 2-6	1-5	0-0	1	1	2	5	5	1	0	1	0	23
OLE MISS	* 1-9	1-6	0-0	0	5	5	0	3	5	1	0	2	35
ALABAMA	* 0-8	0-8	1-2	1	2	3	3	1	5	1	0	4	28
at Missouri	* 4-8	2-4	0-0	0	2	2	2	10	1	4	0	0	28
S. CAROLINA	* 3-15	1-7	2-4	0	2	2	3	9	2	5	0	0	35
at LSU	* 2-5	1-1	0-0	0	6	6	1	5	5	0	0	0	37
at Auburn	* 2-8	0-3	0-0	0	1	1	4	4	0	1	0	2	32
ARKANSAS	* 5-8	5-8	0-0	0	5	5	3	15	5	4	1	1	45
at Kansas State	* 1-10	0-5	2-2	0	1	1	1	4	4	1	0	0	31
FLORIDA	* 4-10	2-8	6-6	2	1	3	2	16	1	0	0	1	27
at Miss. State	* 2-9	1-4	0-0	0	1	1	1	5	7	2	0	0	36
at Vanderbilt	* 2-3	1-2	0-0	0	1	1	2	5	4	2	0	1	34
AUBURN	* 1-6	1-5	0-0	0	1	1	4	3	4	2	0	0	17
at Florida	* 1-2	1-2	0-0	0	1	1	1	3	1	3	0	1	22
TENNESSEE	* 3-7	2-6	2-2	0	0	0	1	10	4	1	0	2	32
at S. Carolina	* 5-11	3-6	1-2	1	0	1	1	14	3	3	0	0	35
LSU	* 2-8	2-6	0-0	0	3	3	5	6	8	1	0	1	26
TEXAS A&M	* 0-5	0-3	0-0	0	1	1	0	0	0	1	0	2	14
at Tennessee	* 4-10	2-6	0-1	0	2	2	1	10	8	0	0	0	38

▶ OVERALL CAREER STATISTICS

	GP-GS	MP-Avg.	FGs	Pct.	3FGs	Pct.	FTs	Pct.	O+R=Tot.-Avg.	PF-D	A	TO	BL	ST	Pts.-Avg.
2015-16	32-0	227-7.1	13-46	.283	10-30	.333	9-12	.750	6+11=17-0.5	22-0	18	18	6	12	45-1.4
2016-17	34-16	594-17.5	48-135	.356	26-76	.342	17-24	.708	7+33=40-1.2	40-0	37	26	7	14	139-4.1
2017-18	30-30	906-30.2	87-240	.363	50-150	.333	37-49	.755	8+58=66-2.2	59-2	113	57	5	22	261-8.7
TOTALS	96-46	1727-18.0	148-421	.352	86-256	.336	63-85	.741	21+102=123-1.3	121-2	168	101	18	48	445-4.6

▶ SEC CAREER STATISTICS

	GP-GS	MP-Avg.	FGs	Pct.	3FGs	Pct.	FTs	Pct.	O+R=Tot.-Avg.	PF-D	A	TO	BL	ST	Pts.-Avg.
2015-16	17-0	88-5.2	3-18	.167	3-11	.273	4-6	.667	2+2=4-0.2	8-0	6	10	1	2	13-0.8
2016-17	18-6	286-15.9	23-70	.329	10-35	.286	6-10	.600	3+17=20-1.1	17-0	18	12	3	5	62-3.4
2017-18	18-18	544-30.2	43-138	.312	26-90	.289	12-17	.706	5+35=40-2.2	39-2	64	31	2	17	124-6.9
TOTALS	53-24	918-17.3	69-226	.305	39-136	.287	22-33	.667	10+54=64-1.2	64-2	88	53	6	24	199-3.8

MISCELLANEOUS STATS

	SEA.	CAR.
DOUBLE-DIGIT POINTS:	15	17
DOUBLE-DIGIT REBOUNDS:	0	0
DOUBLE-DOUBLES:	0	0



YANTE MATEN

6-8 • 243 • SENIOR • FORWARD
PONTIAC, MICH. • BLOOMFIELD HILLS HIGH SCHOOL

SEASON & CAREER HIGHS

SEASON		CAREER
30 Temple (12/22/17)	POINTS	33 Belmont (3/16/16)
15 Arkansas (1/23/18)	REBOUNDS	15 Arkansas (1/23/18) 15 Louisiana (12/14/16)
3 Six times, last vs. Arkansas (1/23/18)	ASSISTS	5 Kentucky (1/31/17)
6 LSU (2/24/18)	BLOCKS	6 LSU (2/24/18) 6 Missouri (1/20/16) 6 Chattanooga (12/2/14)
2 S. Carolina (1/13/18) 2 San Diego St. (11/24/17) 2 Texas A&M-CC (11/19/17)	STEALS	3 Alabama (1/25/17)
46 Arkansas (1/23/18)	MINUTES	46 Arkansas (1/23/18)
10 LSU (2/24/18)	FGs MADE	14 Belmont (3/16/16)
20 LSU (1/16/18)	FG ATTEMPTS	23 Kansas (11/22/16)
4 Alabama (1/6/18)	3FGs MADE	4 Alabama (1/6/18)
7 Alabama (1/6/18)	3FG ATTEMPTS	7 Alabama (1/6/18)
13 Arkansas (1/23/18)	FTs MADE	13 Arkansas (1/23/18)
17 Temple (12/22/17)	FT ATTEMPTS	17 Temple (12/22/17)

2017-18 HIGHLIGHTS:

- ♦ Rated as one of the nation's top-25 players by CBSSports.com (No. 22), ESPN.com (No. 23) and NBCSports.com (No. 24).
- ♦ Tabbed preseason All-America by several organizations, including a first-team nod by ESPN analyst Jay Bilas.
- ♦ Voted preseason first-team All-SEC by media and coaches.
- ♦ Put up 33 points (in 31 MP) in an Oct. 29 exhibition vs. No. 2 Michigan State.
- ♦ The first Bulldog to begin a season with three double-doubles since 1987-88.
- ♦ Named SEC Player of the Week on Dec. 26 after averaging 27.0 ppg and 9.0 rpg in wins over Ga. Tech and Temple. Climbed into UGA's top-10 career leaders in boards versus Tech and the top-10 career scoring leaders against Temple. One of four Bulldogs included in both top-10 ledgers.
- ♦ Named a top-10 candidate for the Senior CLASS and the Karl Malone Awards.

CAREER HIGHLIGHTS:

- ♦ AS A JUNIOR IN 2016-17, one of 10 on the final Watch List for the Kareem

Abdul-Jabbar Award...after being on the preseason Karl Malone Award list.

- ♦ A consensus All-SEC pick, earning first-team honors from coaches and second-team recognition from the AP, and also named All-District by both the NABC and the USBWA.
- ♦ Reached double figures in 26 GP, with 10 20-point and three 30-point outings.
- ♦ AS A SOPHOMORE IN 2015-16, one of two Bulldogs to start every game and named second-team All-SEC by coaches, as well as third team by the AP.
- ♦ Only player ranked among the SEC's top-10 in scoring, rebounding, FG pct. and FT pct.
- ♦ AS A FRESHMAN IN 2014-15, saw action in 32 of 33 games, starting vs. Seton Hall and at South Carolina.
- ♦ PRIOR TO UGA, coached by Duane Graves in high school – at Bloomfield Hills High as a senior and at Lahser High for three seasons. Lahser and Andover High Schools merged prior to his senior year to form Bloomfield Hills.
- ♦ Tabbed 2014 Michigan Gatorade Player of the Year and named to the All-State "Dream Team."

OVERALL CAREER STATISTICS

	GP-GS	MP-Avg.	FGs	Pct.	3FGs	Pct.	FTs	Pct.	O+R=Tot.-Avg.	PF-D	A TO	BL	ST	Pts.-Avg.
2014-15	32-2	583-18.2	57-137	.416	0-1	.000	46-71	.648	56-80=136-4.3	67-2	8 30	45	10	160-5.0
2015-16	34-34	1024-30.1	212-427	.496	8-15	.533	130-166	.783	89+184=273-8.0	92-3	27 74	61	9	562-16.5
2016-17	29-28	842-29.0	179-345	.519	21-43	.488	149-208	.716	72+125=197-6.8	79-5	43 72	43	21	528-18.2
2017-18	30-30	1031-34.4	190-409	.465	25-75	.333	176-217	.811	107+158=265-8.8	69-1	48 65	43	13	581-19.4
TOTALS	125-94	3480-27.8	638-1318	.484	54-134	.403	501-662	.757	324+547=871-7.0	307-11	126 241	192	53	1831-14.6

SEC CAREER STATISTICS

	GP-GS	MP-Avg.	FGs	Pct.	3FGs	Pct.	FTs	Pct.	O+R=Tot.-Avg.	PF-D	A TO	BL	ST	Pts.-Avg.
2014-15	17-1	322-18.9	30-76	.395	0-1	.000	31-45	.689	30+44=74-4.4	39-2	5 14	16	6	91-5.4
2015-16	18-18	547-30.4	106-238	.445	3-6	.500	64-83	.771	48+101=149-8.3	44-2	14 40	33	4	279-15.5
2016-17	14-14	391-27.9	78-161	.484	10-19	.526	80-107	.748	30+50=80-5.7	43-3	21 38	19	10	246-17.6
2017-18	18-18	642-35.7	111-257	.432	14-47	.298	109-139	.784	61+97=158-8.8	40-1	27 38	29	5	345-19.2
TOTALS	67-51	1902-28.4	325-732	.444	27-73	.370	284-374	.759	169+292=461-6.9	166-8	67 130	97	25	961-14.3

GAME-BY-GAME LINESCORES

Opponent	FGs	3FGs	FTs	OR	DR	RB	PF	PT	A TO	B	S	MP
BRYANT	* 7-11	1-4	6-6	7	5	12	3	21	2	2	4	0 23
USC UPSTATE	* 6-14	1-2	9-9	4	10	14	2	22	3	2	1	1 31
TEXAS A&M-CC	* 5-8	1-2	8-8	6	7	13	0	19	2	7	0	2 31
at Cal St. Fullerton	* 4-6	1-2	6-7	1	3	4	3	15	0	3	0	0 27
vs. San Diego State	* 4-15	1-5	8-8	3	4	7	3	17	0	5	1	2 32
vs. Saint Mary's	* 7-16	0-0	2-2	3	4	7	4	16	2	0	1	1 38
at Marquette	* 5-8	0-0	3-7	1	6	7	1	13	3	1	1	0 35
WINTHROP	* 9-17	3-4	4-5	6	5	11	4	25	1	3	1	0 29
at Massachusetts	* 9-16	0-3	2-2	5	4	9	1	20	3	0	1	1 37
GA. TECH	* 9-13	1-1	5-5	3	3	6	3	24	2	1	1	1 35
TEMPLE	* 8-17	2-4	12-17	6	6	12	2	30	2	2	2	0 34
at Kentucky	* 5-15	1-4	6-8	5	7	12	3	17	2	1	1	0 36
OLE MISS	* 5-13	0-2	5-7	5	2	7	3	15	1	3	2	0 35
ALABAMA	* 9-19	4-7	4-6	4	7	11	1	26	3	0	1	0 35
at Missouri	* 2-8	0-2	5-5	0	2	2	3	9	1	1	1	0 27
S. CAROLINA	* 8-14	1-3	8-10	4	4	8	2	25	1	1	4	2 38
at LSU	* 7-20	0-1	7-7	6	6	12	1	21	0	2	3	0 38
at Auburn	* 3-7	0-2	11-12	1	8	9	3	17	3	6	1	1 37
ARKANSAS	* 6-16	1-2	13-16	7	8	15	1	26	3	3	2	1 46
at Kansas State	* 6-11	0-1	2-2	1	4	5	3	14	1	1	1	0 37
FLORIDA	* 7-14	1-3	5-5	3	4	7	2	20	2	4	1	0 31
at Miss. State	* 5-12	0-2	3-6	2	5	7	1	13	1	2	1	1 36
at Vanderbilt	* 8-18	0-2	4-5	3	3	6	3	20	1	1	0	0 28
AUBURN	* 8-10	0-2	4-4	1	4	5	1	20	2	1	0	0 39
at Florida	* 8-17	2-3	5-6	5	5	10	3	23	1	3	1	0 41
TENNESSEE	* 5-14	1-2	8-12	1	4	5	2	19	0	1	1	0 30
at S. Carolina	* 5-13	0-2	3-3	4	6	10	2	13	2	1	2	0 36
LSU	* 10-14	0-2	7-10	3	8	11	1	27	1	2	6	0 36
TEXAS A&M	* 5-18	2-3	4-8	3	9	12	3	16	1	2	2	0 37
at Tennessee	* 5-15	1-3	7-9	4	5	9	5	18	2	4	0	0 36

PERSONAL:

- ♦ Born August 14, 1996 in Pontiac, Mich., Yante is majoring in Fisheries & Wildlife.

MISCELLANEOUS STATS

	SEA.	CAR.
DOUBLE-DIGIT POINTS:	29	91
DOUBLE-DIGIT REBOUNDS:	13	30
DOUBLE-DOUBLES:	13	29
20-POINT GAMES:	14	37
30-POINT GAMES:	1	5



2 JORDAN HARRIS

6-4 • 190 • SOPHOMORE • GUARD
IRON CITY, GA. • SEMINOLE COUNTY SCHOOL

SEASON & CAREER HIGHS

SEASON		CAREER
12 Ole Miss (1/3/18)	POINTS	12 Ole Miss (1/3/18) 12 Auburn (12/29/16)
6 Alabama (1/6/18)	REBOUNDS	6 Alabama (1/6/18)
2 Missouri (1/10/18) 2 Ole Miss (1/3/18) 2 Kentucky (12/13/17) 2 Massachusetts (12/16/17)	ASSISTS	5 Ga. Tech (12/20/16)
2 Temple (12/22/17)	BLOCKS	2 Temple (12/22/17) 2 Ole Miss (1/11/17)
3 Temple (12/22/17)	STEALS	3 Temple (12/22/17) 3 Ole Miss (1/11/17)
28 Ole Miss (1/3/18)	MINUTES	36 Florida (1/14/17)
5 Ole Miss (1/3/18)	FGs MADE	5 Ole Miss (1/3/18)
7 Temple (12/22/17) 7 Massachusetts (12/16/17)	FG ATTEMPTS	10 Florida (1/14/17)
2 Ole Miss (1/3/18) 2 Ga. Tech (12/19/17)	3FGs MADE	2 10 times, last vs. Ole Miss (1/3/18)
4 Alabama (1/6/18)	3FG ATTEMPTS	4 Alabama (1/6/18) 4 Ole Miss (1/11/17) 4 Ga. Tech (12/20/16)
5 Florida (1/30/18)	FTs MADE	5 Florida (1/30/18)
6 Florida (1/30/18)	FT ATTEMPTS	6 Florida (1/30/18)

shooting 55.3 percent from the field, 43.7 percent from 3-point range and 72.9 percent from the line.

PERSONAL:

♦ Born October 9, 1997 in Blakely, Ga., Jordan is majoring in Sport Management.

▶ GAME-BY-GAME LINESCORES

Opponent	FGs	3FGs	FTs	OR	DR	RB	PF	PT	A	TO	B	S	MP
BRYANT	DNP												
USC UPSTATE	DNP												
TEXAS A&M-CC	2-2	0-0	3-5	0	1	1	1	7	0	0	0	0	11
at Cal St. Fullerton	0-0	0-0	0-0	0	1	1	1	0	0	2	0	1	3
vs. San Diego State	0-0	0-0	0-0	1	0	1	1	0	1	1	0	0	2
vs. Saint Mary's	DNP												
at Marquette	0-0	0-0	0-1	0	1	1	1	0	0	0	0	0	7
WINTHROP	0-0	0-0	0-0	0	0	0	1	0	0	2	0	0	8
at Massachusetts	0-7	0-1	0-0	1	2	3	2	0	2	0	1	2	25
GA. TECH	3-4	2-2	0-0	0	1	1	2	8	0	0	0	0	13
TEMPLE	4-7	0-3	0-0	0	3	3	0	8	1	0	2	3	25
at Kentucky	1-4	0-2	0-0	0	3	3	3	2	2	2	0	0	21
OLE MISS	5-6	2-3	0-0	0	1	1	0	12	2	2	0	0	28
ALABAMA	1-4	1-4	2-2	1	5	6	2	5	1	3	0	1	27
at Missouri	0-4	0-2	0-0	0	2	2	0	0	2	0	0	0	20
S. CAROLINA	1-5	0-1	1-3	1	1	2	5	3	1	1	0	1	16
at LSU	2-3	1-2	0-0	0	0	0	0	5	0	0	0	0	10
at Auburn	0-1	0-1	1-2	0	2	2	2	1	1	1	0	0	13
ARKANSAS	1-1	0-0	3-4	1	2	3	2	5	1	1	0	0	21
at Kansas State	0-2	0-0	0-0	0	2	2	2	0	0	0	0	0	12
FLORIDA	1-2	0-1	5-6	0	5	5	4	7	1	0	0	0	23
at Miss. State	DNP												
at Vanderbilt	DNP												
AUBURN	DNP												
at Florida	DNP												
TENNESSEE	DNP												
at S. Carolina	DNP												
LSU	DNP												
TEXAS A&M	DNP												
at Tennessee	DNP												

2017-18 HIGHLIGHTS:

- ♦ Seven points in his season debut against Texas A&M-Corpus Christi...two buckets after being fouled driving to the hoop – one that became a three-point play – a pair of FTs with seven seconds left.
- ♦ Averaged 10.6 ppg while shooting 70.6 percent (12-of-17) from the field and 50.0 (4-of-8) percent from 3-point range in home outings against Tech, Temple and Ole Miss
- ♦ Grabbed a career-high six rebounds against Alabama.
- ♦ Hit two free throws with five seconds left in regulation to force overtime against Arkansas.

CAREER HIGHLIGHTS:

- ♦ AS A FRESHMAN IN 2016-17, recorded action in 30 games, with a dozen starts including eight of 18 SEC regular-season outings.
- ♦ Finished third on the team in assists and fourth in steals.
- ♦ Notched double-digit scoring performances against Morehouse and Auburn.
- ♦ PRIOR TO UGA, coached by Kevin Godwin at Seminole County High School, where he was tabbed Georgia's 2A Player of the Year after leading the Indians to the state championship in 2015.
- ♦ A first-team All-Georgia selection as a junior by USA Today, the publication's all-class all-state team, and a four-time All-State pick (for Class A in 2014 and in Class 2A in 2015 and 2016).
- ♦ Over his final two seasons at Seminole County, poured in 1,502 points which

▶ OVERALL CAREER STATISTICS

	GP-GS	MP-Avg.	FGs	Pct.	3FGs	Pct.	FTs	Pct.	O+R=Tot.-Avg.	PF-D	A	TO	BL	ST	Pts.-Avg.
2016-17	30-12	494-16.5	46-106	.434	22-49	.449	27-37	.730	7+35=42-1.4	47-2	45	56	6	16	141-4.7
2017-18	18-0	285-15.8	21-52	.404	6-22	.273	15-23	.652	5+32=37-2.1	29-1	15	15	3	8	63-3.5
TOTALS	48-12	779-16.2	67-158	.424	28-71	.394	42-60	.700	12+67=79-1.6	76-3	60	71	9	24	204-4.3

▶ SEC CAREER STATISTICS

	GP-GS	MP-Avg.	FGs	Pct.	3FGs	Pct.	FTs	Pct.	O+R=Tot.-Avg.	PF-D	A	TO	BL	ST	Pts.-Avg.
2016-17	15-8	287-19.1	22-59	.373	10-28	.357	18-23	.783	3+23=26-1.7	31-2	21	33	3	5	72-4.8
2017-18	9-0	179-19.9	12-30	.400	4-16	.250	12-17	.706	3+21=24-2.7	18-1	11	10	0	2	40-4.4
TOTALS	24-8	466-19.4	34-89	.382	14-44	.318	30-40	.750	6+44=50-2.1	49-3	32	43	3	7	112-4.7

MISCELLANEOUS STATS

	SEA.	CAR.
DOUBLE-DIGIT POINTS:	1	3
DOUBLE-DIGIT REBOUNDS:	0	0
DOUBLE-DOUBLES:	0	0



3 JUWAN PARKER

6-4 • 205 • R-SENIOR • GUARD
TULSA, OKLA. • BOOKER T. WASHINGTON HIGH SCHOOL

SEASON & CAREER HIGHS

SEASON		CAREER
18 Ole Miss (1/3/18)	POINTS	18 Ole Miss (1/3/18)
11 Ole Miss (1/3/18)	REBOUNDS	11 Ole Miss (1/3/18) 11 G. Washington (11/21/16)
3 Eight times, last vs. Texas A&M (2/28/18)	ASSISTS	5 G. Washington (11/21/16)
2 Arkansas (1/23/18)	BLOCKS	2 Arkansas (1/23/18)
2 Tennessee (12/17/18) 2 Vanderbilt (2/7/18)	STEALS	3 Gardner-Webb (12/19/13)
44 Arkansas (1/23/18)	MINUTES	44 Arkansas (1/23/18)
6 Auburn (1/20/18)	FGs MADE	7 Louisiana (12/14/16)
12 Vanderbilt (2/7/18) 12 Arkansas (1/23/18) 12 Auburn (1/20/18)	FG ATTEMPTS	15 Louisiana (12/14/16)
4 Auburn (1/20/18) 4 Ole Miss (1/3/18)	3FGs MADE	4 Auburn (1/20/18) 4 Ole Miss (1/3/18)
6 Kansas State (1/27/18) 6 Auburn (1/20/18)	3FG ATTEMPTS	6 Kansas State (1/27/18) 6 Auburn (1/20/18)
7 LSU (2/24/18) 6 Cal St. Fullerton (11/23/17)	FTs MADE	8 Mississippi St. (2/14/17)
9 LSU (2/24/18)	FT ATTEMPTS	9 LSU (2/24/18)

2017-18 HIGHLIGHTS:

- ♦ America's most educated college basketball player – the only active D-I MBB player who began the season with a master's.
- ♦ Very solid in all three outings at the Wooden Legacy, averaging 10.7 ppg.
- ♦ Posted career-high outputs of 18 points and 11 boards against Ole Miss...for his first career double-double.
- ♦ After beginning the season at No. 4 among UGA's career FT percentage leaders, has ascended to No. 3 at 82.7 (225-of-272).
- ♦ A career 18.2 percent 3-point shooter at the start of SEC play...shooting 43.8 percent (21-of-48) from behind the arc in league games.

CAREER HIGHLIGHTS:

- ♦ AS A REDSHIRT JUNIOR IN 2016-17, started 31 of 32 games played, every game he saw action in except at Tennessee.
- ♦ Named to the CoSIDA Academic All-America District 4 team.
- ♦ Averaged 9.3 ppg, 5.3 rpg and 1.8 apg, considerably higher than his career averages of 4.9 ppg, 3.7 rpg and 0.9 apg entering the 2016-17 season.
- ♦ Posted his career-high scoring output – 17 points – in back-to-back outings against Florida and Vanderbilt.

- ♦ AS A JUNIOR IN 2015-16, missed the entire regular season due to pain in his left Achilles following surgery in the summer of 2015.
- ♦ Did see "action" in Stegeman on Dec. 18, 2015...when he received his bachelor's degree in Management.
- ♦ AS A SOPHOMORE IN 2014-15, a starter for the first 14 games before Achilles injury forced him to miss all but four of the final 19 contests.
- ♦ Established season highs of 11 points and seven rebounds in SEC opener vs. No. 23 Arkansas. Aggravated his Achilles in the next outing on Jan. 10 at LSU. DNP at Vanderbilt on Jan. 14 and logged six minutes versus Florida on Jan. 17 before posting 10 consecutive DNPs.
- ♦ AS A FRESHMAN IN 2013-14, recorded significant playing time as a reserve, playing in 33 of 34 games.
- ♦ PRIOR TO UGA, coached by Shea Seals for three seasons at BTWHS and by Joe Redmond as a senior.
- ♦ Helped Booker T. Washington to back-to-back Oklahoma 5A state titles in 2010 and 2011.

▶ GAME-BY-GAME LINESCORES

Opponent	FGs	3FGs	FTs	OR	DR	RB	PF	PT	A	TO	B	S	MP
BRYANT	0-3	0-0	1-2	2	2	4	2	1	1	1	0	1	15
USC UPSTATE	1-4	0-2	2-2	1	0	1	0	4	1	2	0	0	11
TEXAS A&M-CC	1-3	0-0	0-0	0	0	0	0	2	0	0	0	1	10
at Cal St. Fullerton	3-8	1-1	6-8	0	5	5	3	13	1	2	0	0	25
vs. San Diego State	2-3	1-2	0-0	0	3	3	2	5	0	0	0	0	18
vs. Saint Mary's	* 5-8	0-2	4-4	0	2	2	2	14	1	2	0	0	36
at Marquette	* 2-7	0-2	4-4	1	5	6	2	8	3	0	0	0	23
WINTHROP	* 2-5	0-1	5-6	1	1	2	2	9	3	1	0	1	25
at Massachusetts	* 4-10	0-2	2-3	0	3	3	0	10	1	2	0	0	28
GA. TECH	* 3-7	1-2	2-2	0	3	3	1	9	3	3	0	0	22
TEMPLE	2-3	0-1	2-2	1	2	3	2	6	0	0	0	0	11
at Kentucky	2-4	0-0	1-1	0	2	2	2	5	0	1	1	1	17
OLE MISS	4-11	4-4	6-7	3	8	11	0	18	3	1	1	1	26
ALABAMA	0-3	0-2	2-2	0	2	2	1	2	0	0	0	0	8
at Missouri	1-5	0-1	0-0	0	3	3	0	2	0	0	0	0	16
S. CAROLINA	3-6	1-1	4-4	0	1	1	1	11	0	1	0	0	25
at LSU	* 4-7	1-3	0-0	2	6	8	3	9	0	1	0	0	30
at Auburn	* 6-12	4-6	0-0	0	1	1	3	16	2	3	0	0	31
ARKANSAS	* 5-12	1-5	1-1	0	3	3	1	12	2	2	2	1	44
at Kansas State	* 4-9	1-6	2-2	0	6	6	3	11	1	4	0	1	33
FLORIDA	* 4-10	2-5	2-2	0	3	3	1	12	3	0	0	0	33
at Miss. State	* 1-6	1-3	0-0	0	2	2	3	3	0	2	0	0	31
at Vanderbilt	* 5-12	1-2	2-2	0	4	4	3	13	3	0	1	2	32
AUBURN	* 4-8	2-3	4-5	0	4	4	3	14	3	3	0	1	34
at Florida	* 3-11	0-2	4-5	0	4	4	4	10	0	1	0	0	39
TENNESSEE	* 2-5	1-1	5-6	3	4	7	2	10	0	3	0	2	31
at S. Carolina	* 1-7	0-2	1-2	1	5	6	0	3	1	1	0	0	29
LSU	* 3-5	2-2	7-9	3	6	9	3	15	2	3	0	0	30
TEXAS A&M	* 3-8	0-4	2-2	0	4	4	0	8	3	0	0	1	28
at Tennessee	* 2-5	1-2	0-0	0	0	0	1	5	1	2	0	0	18

PERSONAL:

- ♦ Born September 7, 1994 in Tulsa, Okla., Juwan received his bachelor's in Management in 2015 and his master's in Sport Management in 2017. Now working on a second master's in Family Financial Planning.

MISCELLANEOUS STATS

	SEA.	CAR.
DOUBLE-DIGIT POINTS:	14	29
DOUBLE-DIGIT REBOUNDS:	1	2
DOUBLE-DOUBLES:	1	1

▶ OVERALL CAREER STATISTICS

	GP-GS	MP-Avg.	FGs	Pct.	3FGs	Pct.	FTs	Pct.	O+R=Tot.-Avg.	PF-D	A	TO	BL	ST	Pts.-Avg.
2013-14	33-3	579-17.5	38-130	.292	8-42	.190	50-63	.794	19-80=99-3.0	43-0	38	25	4	19	134-4.1
2014-15	18-14	364-20.2	28-73	.384	5-24	.208	27-36	.750	16-51=67-3.7	31-0	15	21	2	11	88-4.9
2016-17	32-31	857-26.8	106-277	.383	8-51	.157	77-90	.856	35+136=171-5.3	71-3	57	54	2	19	297-9.3
2017-18	30-19	759-25.3	82-207	.396	25-69	.362	71-83	.855	18+94=112-3.7	50-0	38	41	5	13	260-8.7
TOTALS	113-67	2559-22.6	254-687	.370	46-186	.247	225-272	.827	88+361=449-4.0	195-3	148	141	13	62	779-6.9

▶ SEC CAREER STATISTICS

	GP-GS	MP-Avg.	FGs	Pct.	3FGs	Pct.	FTs	Pct.	O+R=Tot.-Avg.	PF-D	A	TO	BL	ST	Pts.-Avg.
2013-14	17-1	274-16.1	16-70	.229	4-25	.160	26-33	.788	13+36=49-2.92	22-0	22	11	4	1	62-3.6
2014-15	5-2	62-12.4	6-17	.353	1-6	.167	6-11	.545	2+11=13-2.6	7-0	1	4	1	1	19-3.8
2016-17	18-17	506-28.1	65-160	.406	6-31	.194	52-60	.867	20+79=99-5.5	44-3	27	34	0	12	188-10.4
2017-18	18-13	502-27.9	53-137	.387	21-48	.438	41-48	.854	12+62=74-4.1	31-0	23	24	5	9	168-9.3
TOTALS	58-33	1344-23.2	140-384	.365	32-110	.291	125-152	.822	47+188=235-4.1	104-3	73	73	10	34	437-7.5



4 TYREE CRUMP

6-1 • 182 • SOPHOMORE • GUARD
BAINBRIDGE, GA. • BAINBRIDGE HIGH SCHOOL

SEASON & CAREER HIGHS

SEASON		CAREER
17 Saint Mary's (11/26/17)	POINTS	17 Saint Mary's (11/26/17)
5 Florida (2/14/18)	REBOUNDS	5 Florida (2/14/18)
5 Florida (2/14/18)	ASSISTS	5 Florida (2/14/18)
1 Miss. State (2/13/18)	BLOCKS	1 Miss. State (2/13/18)
1 USC Upstate (11/14/17)		1 USC Upstate (11/14/17)
2 LSU (2/24/18)	STEALS	2 LSU (2/24/18)
2 Ga. Tech (12/19/17)		2 Ga. Tech (12/19/17)
2 Massachusetts (12/16/17)		2 Massachusetts (12/16/17)
31 Miss. State (2/13/18)	MINUTES	31 Miss. State (2/13/18)
6 Saint Mary's (11/26/17)	FGs MADE	6 Saint Mary's (11/26/17)
13 Saint Mary's (11/26/17)	FG ATTEMPTS	13 Saint Mary's (11/26/17)
4 Saint Mary's (11/26/17)	3FGs MADE	4 Saint Mary's (11/26/17)
10 Auburn (2/10/18)	3FG ATTEMPTS	10 Auburn (2/10/18)
5 Tennessee (12/17/18)	FTs MADE	6 Morehouse (11/30/16)
7 Tennessee (12/17/18)	FT ATTEMPTS	7 Tennessee (12/17/18)

2017-18 HIGHLIGHTS:

- ♦ Popped for 14 points in exhibition outing against Valdosta State.
- ♦ Exploded for a career-high 17 points against No. 21 Saint Mary's. Scored all of those in second half and OT when he was 6-of-10 on FGs and 4-of-6 from 3-point range.
- ♦ Knocked down a pair of momentum-changing 3s in the first half against Florida, which trimmed a six-point deficit to one...and ignited what became a 15-2 run.
- ♦ Notched his second career start at Mississippi State.
- ♦ Perhaps best outing of career against Florida in Gainesville, 13 points plus career highs for assists (5) and rebounds (5).
- ♦ Averaged 3.9 ppg and 9.0 mpg – with a DNP – in UGA's first 11 SEC games. Averaged 8.7 ppg and 21.0 mpg in last seven.
- ♦ With 75.0 percent (39-of-52) of his FGs this season being 3-pointers, now 68.2 percent (58-of-85) of his made field goals at UGA are from behind the arc.

CAREER HIGHLIGHTS:

- ♦ **AS A FRESHMAN IN 2016-17**, selected as the team's 6th Man of the Year by staff and teammates.
- ♦ Posted four double-digit scoring outputs, three of those in the final 10 games.
- ♦ At Tennessee, became the 11th Georgia freshman – of now 13 – over the past to earn a starting nod over the past seven seasons. Scored 13 points in Knoxville, including five in 17 seconds that pushed UGA's lead from one to six with 2:26 left.
- ♦ **PRIOR TO UGA**, coached by Rickey McCullough at Bainbridge High School, where he was a second-team All-Georgia pick by USA Today in both 2015 and 2016.
- ♦ Finished his four-year prep career with 2,209 points, 469 boards, 271 assists and 192 steals, which equates to averages of 20.3 ppg, 4.3 rpg, 2.5 apg and 1.8 spg.
- ♦ All told, scored in double figures in 101 of 109 games played at Bainbridge, with 53 20-point outings, 13 30-point performances, two 40-point contests and one 50-point outburst.

PERSONAL:

- ♦ Both September 12, 1997 in Bainbridge, Ga., Tyree is majoring in Sport Management.

▶ GAME-BY-GAME LINESCORES

Opponent	FGs	3FGs	FTs	OR	DR	RB	PF	PT	A	TO	B	S	MP
BRYANT	2-3	2-3	2-4	0	1	1	0	8	2	1	0	0	16
USC UPSTATE	1-3	1-3	0-0	0	0	0	1	3	0	0	1	0	11
TEXAS A&M-CC	2-10	1-8	4-4	0	1	1	1	9	3	2	0	0	23
at Cal St. Fullerton	0-6	0-4	2-2	0	1	1	1	2	1	1	0	0	11
vs. San Diego State	3-7	1-5	0-0	0	1	1	3	7	1	2	0	0	23
vs. Saint Mary's	6-13	4-7	1-1	0	2	2	0	17	1	0	0	0	21
at Marquette	3-6	3-6	0-0	0	1	1	1	9	1	2	0	1	10
WINTHROP	0-1	0-1	1-2	0	0	0	0	1	1	1	0	0	9
at Massachusetts	2-4	2-3	2-2	0	2	2	0	8	0	1	0	2	10
GA. TECH	2-4	1-2	0-0	0	2	2	0	5	1	3	0	2	10
TEMPLE	DNP												
at Kentucky	1-9	0-6	2-2	0	2	2	3	4	3	2	0	0	12
OLE MISS	0-0	0-0	0-0	0	0	0	0	0	0	0	0	0	3
ALABAMA	0-1	0-1	1-2	0	0	0	0	1	0	0	0	0	1
at Missouri	4-7	2-4	0-0	0	0	0	0	10	1	0	0	0	13
S. CAROLINA	0-0	0-0	0-0	0	0	0	1	0	1	0	0	0	1
at LSU	0-2	0-2	0-0	0	0	0	0	0	0	0	0	0	2
at Auburn	2-5	1-3	0-0	0	2	2	1	5	1	0	0	0	8
ARKANSAS	DNP												
at Kansas State	1-5	1-2	0-0	0	0	0	0	3	2	1	0	0	9
FLORIDA	2-5	2-4	0-0	0	2	2	0	6	2	0	0	0	13
at Miss. State	* 4-9	3-7	2-4	0	2	2	1	13	2	1	1	0	31
at Vanderbilt	* 0-0	0-0	0-0	0	0	0	1	0	0	2	0	0	6
AUBURN	3-11	3-10	0-0	0	1	1	0	9	1	2	0	1	24
at Florida	3-7	3-7	4-5	0	5	5	2	13	5	1	0	0	26
TENNESSEE	2-5	2-4	5-7	0	2	2	3	11	2	2	0	0	22
at S. Carolina	3-5	2-3	1-1	0	1	1	2	9	0	4	0	1	20
LSU	0-7	0-6	2-4	0	0	0	0	2	1	3	0	2	17
TEXAS A&M	3-6	3-6	0-0	0	1	1	0	9	1	1	0	0	15
at Tennessee	3-6	2-4	0-0	0	1	1	1	8	0	2	0	0	23

▶ OVERALL CAREER STATISTICS

	GP-GS	MP-Avg.	FGs	Pct.	3FGs	Pct.	FTs	Pct.	O+R=Tot.-Avg.	PF-D	A	TO	BL	ST	Pts.-Avg.
2016-17	29-1	207-7.1	33-95	.347	19-58	.328	16-18	.889	3+16=19-0.7	10-0	13	14	0	3	101-3.5
2017-18	28-2	390-13.9	52-147	.354	39-111	.351	29-40	.725	0+30=30-1.1	22-0	33	34	2	9	172-6.1
TOTALS	57-3	597-10.5	85-242	.351	58-169	.343	45-58	.776	3+46=49-0.9	32-0	46	48	2	12	273-4.8

▶ SEC CAREER STATISTICS

	GP-GS	MP-Avg.	FGs	Pct.	3FGs	Pct.	FTs	Pct.	O+R=Tot.-Avg.	PF-D	A	TO	BL	ST	Pts.-Avg.
2016-17	15-1	97-6.5	19-46	.413	14-33	.424	7-8	.875	0+12=12-0.8	7-0	7	6	0	0	59-3.9
2017-18	17-2	237-13.9	30-85	.353	23-67	.343	17-25	.680	0+19=19-1.1	15-0	20	20	1	4	100-5.9
TOTALS	32-3	334-10.4	49-131	.374	37-100	.370	24-33	.727	0+31=31-1.0	22-0	27	26	1	4	159-5.0

MISCELLANEOUS STATS

	SEA.	CAR.
DOUBLE-DIGIT POINTS:	5	9
DOUBLE-DIGIT REBOUNDS:	0	0
DOUBLE-DOUBLES:	0	0



5 PAPE DIATTA

6-7 • 220 • SENIOR • FORWARD
DAKAR, SENEGAL • COLLEGE OF SOUTHERN IDAHO

SEASON & CAREER HIGHS

SEASON		CAREER
12 Miss. State (2/13/18)	POINTS	12 Miss. State (2/13/18) 12 Missouri (1/7/17)
5 Bryant (11/10/17)	REBOUNDS	6 Gardner-Webb (11/25/16)
1 Florida (2/14/18)	ASSISTS	3 Texas (1/28/17)
1 Vanderbilt (2/7/18)		3 Charleston So. (12/17/16)
1 Miss. State (2/13/18)		
1 San Diego St. (11/24/17)		
1 Texas A&M-CC (11/19/17)		
1 Florida (2/14/18)	BLOCKS	1 Florida (2/14/18)
		1 Belmont (3/15/17)
		1 Missouri (1/7/17)
		1 Morehouse (11/30/16)
		1 Kansas (1/22/16)
2 Vanderbilt (2/7/18)	STEALS	2 Vanderbilt (2/7/18)
		2 Auburn (3/1/17)
23 Florida (2/14/18)	MINUTES	27 Missouri (1/7/17)
4 Miss. State (2/13/18)	FGs MADE	4 Miss. State (2/13/18)
4 Miss. State (2/13/18)	FG ATTEMPTS	6 Kentucky (2/18/17)
4 Miss. State (2/13/18)	3FGs MADE	4 Miss. State (2/13/18)
4 Miss. State (2/13/18)	3FG ATTEMPTS	4 Miss. State (2/13/18)
3 Vanderbilt (2/7/18)	FTs MADE	5 Missouri (1/7/17)
5 Vanderbilt (2/7/18)	FT ATTEMPTS	6 Missouri (1/7/17)

2017-18 HIGHLIGHTS:

- ◊ Slowed during the summer and preseason by a sprained ankle suffered while playing pick-up.
- ◊ Grabbed five boards – one shy of his career high – in just nine minutes of action against Bryant.
- ◊ Came off the bench to score a career-high 12 points in just 18 minutes of action at Mississippi State.
- ◊ After playing 36 minutes in six of the first 22 games, logged 37 minutes in next two outings against Mississippi State and Vanderbilt.

CAREER HIGHLIGHTS:

- ◊ **AS A JUNIOR IN 2016-17**, played in 33 of 34 games (only DNP was SEC opener at Auburn), with a start against Morehouse.
- ◊ Scored 12 second-half points against Missouri – his first double-digit output.
- ◊ **IN 2014-15 AND 2015-16 AT CSI**, coached by Jared Phay at CSI, where he was a two-year starter.
- ◊ **AS A SOPHOMORE**, averaged 13.0 points, 8.3 rebounds and 2.0 assists en route to earning first-team All-Region 18 honors for the 22-9 Golden Eagles.
- ◊ **AS A FRESHMAN**, started 29 of 34 games played and averaged 7.5 points and 5.9 rebounds per game for CSI, which finished 31-3 and reached the “Sweet 16” round of the NJCAA Tournament.
- ◊ **IN HIGH SCHOOL**, coached by Justin Harden at The Rock School in Gainesville, Fla., where he earned first-team All-Area and third-team All-

State honors (for independent schools) as a senior.

- ◊ **MEMBER OF SENEGAL’S U16 AND U18 NATIONAL TEAMS IN 2008 AND 2012, RESPECTIVELY.**

- ◊ Helped lead Senegal to its first-ever gold medal at the U18 African Championships in 2012.

- ◊ Represented Senegal at the 2013 U19 World Championships in Prague, averaging a team-high 14.3 points per game, which was also the 10th-best scoring average of all players in the 16-team field.

- ◊ Individual highs at the U19 Worlds included 24 points against Australia and 10 rebounds versus Serbia.

OVERALL CAREER STATISTICS

	GP-GS	MP-Avg.	FGs	Pct.	3FGs	Pct.	FTs	Pct.	O+R=Tot.-Avg.	PF-D	A	TO	BL	ST	Pts.-Avg.
2016-17	33-1	357-10.8	28-69	.406	8-27	.296	23-31	.742	9+53=62-1.9	39-0	18	25	4	5	87-2.6
2017-18	14-1	119-8.5	5-14	.357	4-8	.500	4-8	.500	4+14=18-1.3	14-1	5	6	1	4	18-1.3
TOTALS	47-2	476-10.1	33-83	.398	12-35	.343	27-39	.692	13+67=80-1.7	53-1	23	31	5	9	105-2.2

SEC CAREER STATISTICS

	GP-GS	MP-Avg.	FGs	Pct.	3FGs	Pct.	FTs	Pct.	O+R=Tot.-Avg.	PF-D	A	TO	BL	ST	Pts.-Avg.
2016-17	17-0	179-10.5	13-32	.406	3-12	.250	16-19	.842	4+22=26-1.5	25-0	10	13a	1	2	45-2.6
2017-18	11-1	90-8.2	5-12	.417	4-8	.500	4-8	.500	3+7=10-0.9	9-1	3	3	1	3	18-1.6
TOTALS	28-1	269-9.6	18-44	.409	7-20	.350	20-27	.741	7+29=36-1.3	34-1	13	16	2	5	63-2.3

GAME-BY-GAME LINESCORES

Opponent	FGs	3FGs	FTs	OR	DR	RB	PF	PT	A	TO	B	S	MP
BRYANT	0-1	0-0	0-0	0	5	5	1	0	0	1	0	1	9
USC UPSTATE	DNP												
TEXAS A&M-CC	0-0	0-0	0-0	0	0	0	3	0	1	1	0	0	8
at Cal St. Fullerton	DNP												
vs. San Diego State	0-1	0-0	0-0	1	2	3	1	0	1	1	0	0	12
vs. Saint Mary's	DNP												
at Marquette	DNP												
WINTHROP	DNP												
at Massachusetts	DNP												
GA. TECH	DNP												
TEMPLE	DNP												
at Kentucky	DNP												
OLE MISS	DNP												
ALABAMA	0-0	0-0	0-0	0	0	0	0	0	0	0	0	0	1
at Missouri	0-0	0-0	0-0	0	1	1	0	0	0	0	0	0	3
S. CAROLINA	DNP												
at LSU	DNP												
at Auburn	0-1	0-0	0-0	0	0	0	0	0	0	0	0	0	3
ARKANSAS	DNP												
at Kansas State	DNP												
FLORIDA	DNP												
at Miss. State	4-4	4-4	0-0	0	1	1	5	12	1	0	0	0	18
at Vanderbilt	0-2	0-0	3-5	0	1	1	2	3	1	0	0	2	19
AUBURN	0-0	0-0	0-0	0	1	1	0	0	0	1	0	0	3
at Florida	0-3	0-3	1-3	2	2	4	0	1	1	1	1	1	23
TENNESSEE	1-1	0-0	0-0	1	0	1	0	2	0	0	0	0	8
at S. Carolina	0-1	0-1	0-0	0	1	1	2	0	0	1	0	0	8
LSU	DNP												
TEXAS A&M	* 0-0	0-0	0-0	0	0	0	0	0	0	0	0	0	3
at Tennessee	0-0	0-0	0-0	0	0	0	0	0	0	0	0	0	1

PERSONAL:

- ◊ Born July 27, 1994 in Dakar, Senegal, Pape is majoring in International Affairs.

MISCELLANEOUS STATS

	SEA.	CAR.
DOUBLE-DIGIT POINTS:	2	2
DOUBLE-DIGIT REBOUNDS:	0	0
DOUBLE-DOUBLES:	0	0



10 TASHAUN HIGHTOWER

6-4 • 180 • FRESHMAN • GUARD
LITHONIA, GA. • MT. ZION (MD.) PREP SCHOOL

SEASON & CAREER HIGHS

SEASON		CAREER
11 Texas A&M (2/28/18)	POINTS	11 Texas A&M (2/28/18)
5 Texas A&M (2/28/18)	REBOUNDS	5 Texas A&M (2/28/18)
4 Texas A&M (2/28/18)	ASSISTS	4 Texas A&M (2/28/18)
1 Texas A&M (2/28/18) 1 LSU (2/24/18)	BLOCKS	1 Texas A&M (2/28/18) 1 LSU (2/24/18)
2 LSU (1/16/18)	STEALS	2 LSU (1/16/18)
27 LSU (1/16/18)	MINUTES	27 LSU (1/16/18)
4 Texas A&M (2/28/18)	FGs MADE	4 Texas A&M (2/28/18)
8 Texas A&M (2/28/18) 8 LSU (1/16/18)	FG ATTEMPTS	8 Texas A&M (2/28/18) 8 LSU (1/16/18)
2 Texas A&M (2/28/18)	3FGs MADE	2 Texas A&M (2/28/18)
6 LSU (1/16/18)	3FG ATTEMPTS	6 LSU (1/16/18)
3 LSU (2/24/18) 3 Temple (12/22/17) 3 Winthrop (12/15/17) 3 Marquette (12/2/17)	FTs MADE	3 LSU (2/24/18) 3 Temple (12/22/17) 3 Winthrop (12/15/17) 3 Marquette (12/2/17)
7 LSU (2/24/18)	FT ATTEMPTS	7 LSU (2/24/18)

2017-18 HIGHLIGHTS:

- ♦ Solid linescore of three points, three boards, two assists and a steal in exhibition vs. No. 2 Michigan State.
- ♦ Active linescore against San Diego State with four points, three boards and two assists in just eight minutes.
- ♦ Scored all five of his points at Marquette in the game's final 3:09. Entered the contest 1-of-9 from the FT line on the season but hit 3-of-4 in a pair of one-and-one situations and knocked down a free throw line jumper in the closing 189 seconds.
- ♦ Provided two assists in nine of the first 14 games.
- ♦ Posted DNPs at Kansas State, Florida and Mississippi State due to the flu.
- ♦ Productive in a pair of starts vs. LSU, with eight points in each outing. Also, three boards and two steals in Baton Rouge and three assists in Athens.
- ♦ Best game to date came against Texas A&M, with 11 points, five boards and four assists against the Aggies.

▶ GAME-BY-GAME LINESCORES

Opponent	FGs	3FGs	FTs	OR	DR	RB	PF	PT	A	TO	B	S	MP
BRYANT	2-6	1-2	1-4	0	2	2	2	6	2	4	0	1	16
USC UPSTATE	1-4	0-3	0-2	0	1	1	2	2	2	3	0	0	15
TEXAS A&M-CC	0-1	0-0	0-0	0	0	0	1	0	0	1	0	0	3
at Cal St. Fullerton	DNP												
vs. San Diego State	2-4	0-0	0-0	0	3	3	1	4	2	0	0	0	8
vs. Saint Mary's	2-3	0-1	0-3	0	1	1	1	4	2	0	0	0	14
at Marquette	1-4	0-1	3-4	0	3	3	1	5	2	1	0	1	13
WINTHROP	2-4	0-0	3-5	0	2	2	0	7	2	0	0	1	13
at Massachusetts	0-1	0-1	0-0	0	1	1	0	0	0	0	0	0	1
GA. TECH	0-2	0-2	0-0	0	0	0	0	0	2	2	0	0	6
TEMPLE	0-2	0-1	3-4	0	3	3	1	3	0	0	0	0	10
at Kentucky	0-2	0-2	0-0	0	0	0	2	0	0	1	0	1	5
OLE MISS	0-1	0-1	0-0	0	1	1	0	0	2	0	0	0	5
ALABAMA	1-3	1-1	0-0	0	2	2	1	3	2	2	0	0	12
at Missouri	1-2	1-1	0-0	0	1	1	1	3	0	0	0	1	7
S. CAROLINA	1-1	0-0	1-2	0	1	1	1	3	1	1	0	0	6
at LSU	* 3-8	1-6	1-6	0	3	3	1	8	1	2	0	2	27
at Auburn	* 1-2	1-1	0-0	0	0	0	2	3	0	3	0	0	15
ARKANSAS	0-1	0-0	0-0	0	0	0	1	0	0	0	0	0	5
at Kansas State	DNP												
FLORIDA	DNP												
at Miss. State	DNP												
at Vanderbilt	2-5	0-1	1-3	0	1	1	1	5	1	1	0	1	20
AUBURN	0-1	0-1	0-0	0	0	0	0	0	0	0	0	0	3
at Florida	0-0	0-0	0-0	0	1	1	0	0	0	0	0	0	4
TENNESSEE	0-1	0-0	0-0	0	1	1	0	1	0	0	0	0	4
at S. Carolina	1-2	0-1	0-0	0	0	0	0	2	1	0	0	0	6
LSU	* 2-3	1-2	3-7	0	1	1	1	8	3	3	1	0	20
TEXAS A&M	4-8	2-4	1-2	1	4	5	2	11	4	3	1	0	22
at Tennessee	0-1	0-0	0-0	0	0	0	0	0	0	0	0	0	1

CAREER HIGHLIGHTS:

- ♦ AT MOUNT ZION PREP IN 2016-17, coached by Rodrick Harrison at the Baltimore, Md., school.
- ♦ Named Mt. Zion's MVP after averaging 19.6 points, 6.2 rebounds and 7.0 assists for the Warriors.
- ♦ AT COLLINS HILL HIGH SCHOOL, coached by Ty Baumgardner and named first-team All-Gwinnett County – along with Georgia teammate Rayshaun Hammonds – by both the Gwinnett Daily Post and the Gwinnett Tipoff Club following his senior campaign with the Eagles.
- ♦ As a senior, averaged 14.3 points, 3.0 rebounds and 3.8 assists for the Eagles, who finished 25-5 and reached the "Sweet 16" round of the Class 6A state tournament.
- ♦ Exploded for a game-high 26 points in Collins Hill's 56-51 upset of Norcross in the 2016 Region 7AAAAAA championship game.
- ♦ Scored 19 points to help the North team in a 137-133 loss in the 2015 Gwinnett Senior All-Star Game.

▶ OVERALL CAREER STATISTICS

	GP-GS	MP-Avg.	FGs	Pct.	3FGs	Pct.	FTs	Pct.	O+R=Tot.-Avg.	PF-D	A	TO	BL	ST	Pts.-Avg.
2017-18	26-3	261-10.0	26-72	.361	8-32	.250	17-42	.405	1+32=33-1.3	23-0	30	27	2	8	77-3.0
TOTALS	26-3	261-10.0	26-72	.361	8-32	.250	17-42	.405	1+32=33-1.3	23-0	30	27	2	8	77-3.0

▶ SEC CAREER STATISTICS

	GP-GS	MP-Avg.	FGs	Pct.	3FGs	Pct.	FTs	Pct.	O+R=Tot.-Avg.	PF-D	A	TO	BL	ST	Pts.-Avg.
2017-18	16-3	162-10.1	16-41	.390	7-21	.333	7-20	.350	1+16=17-1.1	14-0	16	16	2	5	46-2.9
TOTALS	16-3	162-10.1	16-41	.390	7-21	.333	7-20	.350	1+16=17-1.1	14-0	16	16	2	5	46-2.9

MISCELLANEOUS STATS

	SEA.	CAR.
DOUBLE-DIGIT POINTS:	1	1
DOUBLE-DIGIT REBOUNDS:	0	0
DOUBLE-DOUBLES:	0	0



11 CHRISTIAN HARRISON

6-4 • 200 • R-JUNIOR • GUARD
ATLANTA, GA. • TR.-TROY UNIVERSITY

SEASON & CAREER HIGHS

SEASON	CAREER
-	POINTS 4 Ark.-Little Rock (2/21/15)
1 Bryant (11/10/17)	REBOUNDS 5 Arkansas St. (1/24/15)
-	ASSISTS 1 Ark.-Little Rock (2/21/15) 1 Ga. Southern (1/17/15)
-	BLOCKS 1 Ark.-Little Rock (2/21/15) 1 Ga. Southern (2/19/15) 1 Georgia (11/21/14)
-	STEALS 3 Reinhardt (11/15/15) 3 Ark.-Little Rock (2/21/15)
3 Bryant (11/10/17)	MINUTES 13 Ga. State (2/28/15)
-	FGs MADE 1 Six times, last vs. S. Alabama (3/7/15)
-	FG ATTEMPTS 2 Ga. State (2/28/15) 2 Arkansas St. (1/24/15) 2 Ga. State (1/10/15) 2 UT-Arlington (1/5/15)
-	3FGs MADE 1 Ga. State (2/28/15)
-	3FG ATTEMPTS 2 Ga. State (2/28/15)
-	FTs MADE 4 Ark.-Little Rock (2/21/15)
-	FT ATTEMPTS 6 Ark.-Little Rock (2/21/15)

2017-18 HIGHLIGHTS:

- ◇ Delivered a double-pump dunk and collected a pair of steals during four minutes of action in exhibition win over Valdosta State.

CAREER HIGHLIGHTS:

- ◇ Joined the Bulldogs in the fall of 2016 as a walk on after being a scholarship player at Troy for two seasons.
- ◇ Per NCAA rules, practiced but did not participate in games during the season.
- ◇ **AS A SOPHOMORE AT TROY IN 2015-16**, saw action against Reinhardt in the second game of the season.
- ◇ Received a medical redshirt for the 2015-16 season to retain his sophomore year.
- ◇ **AS A FRESHMAN AT TROY IN 2014-15**, logged playing time in 22 contests and averaged 5.3 minutes.
- ◇ First points were the first time he touched the ball...on a dunk against Brewton-Parker.
- ◇ Saw double-digit minutes in three of the final five outings.
- ◇ **PRIOR TO TROY**, coached by Anthony Thomas at Woodward Academy, where as a senior he averaged 11.0 ppg, 8.0 rpg, 4.0 apg and 2.0 bpg per game.
- ◇ Helped Woodward to the Georgia 3A State Tournament as a junior and a senior. In 2015, the War Eagles finished 19-10 and lost to eventual state champion Morgan County, 58-43, in the first round. In 2014, Woodward was

26-6 and reached the quarterfinals of the state tourney.

- ◇ Also a standout in track and field, winning Region titles in the high jump and triple jump as a sophomore.

PERSONAL:

- ◇ Born March 6, 1996 in Atlanta, Ga., Christian is majoring in Finance.

▶ GAME-BY-GAME LINESCORES

Opponent	FGs	3FGs	FTs	OR	DR	RB	PF	PT	A	TO	B	S	MP
BRYANT	0-0	0-0	0-0	0	1	1	0	0	0	0	0	0	3
USC UPSTATE	DNP												
TEXAS A&M-CC	DNP												
at Cal St. Fullerton	DNP												
vs. San Diego State	DNP												
vs. Saint Mary's	DNP												
at Marquette	DNP												
WINTHROP	DNP												
at Massachusetts	DNP												
GA. TECH	DNP												
TEMPLE	DNP												
at Kentucky	DNP												
OLE MISS	DNP												
ALABAMA	DNP												
at Missouri	DNP												
S. CAROLINA	DNP												
at LSU	DNP												
at Auburn	DNP												
ARKANSAS	DNP												
at Kansas State	DNP												
FLORIDA	DNP												
at Miss. State	DNP												
at Vanderbilt	DNP												
AUBURN	DNP												
at Florida	DNP												
TENNESSEE	DNP												
at S. Carolina	DNP												
LSU	DNP												
TEXAS A&M	DNP												
at Tennessee	DNP												

▶ OVERALL CAREER STATISTICS

	GP-GS	MP-Avg.	FGs	Pct.	3FGs	Pct.	FTs	Pct.	O+R=Tot.-Avg.	PF-D	A	TO	BL	ST	Pts.-Avg.
2015-16	22-0	116-5.3	6-14	.429	1-3	.333	6-10	.600	10+13=23-1.0	14-0	2	4	3	6	19-0.9
2016-17	1-0	8-8.0	0-0	.000	0-0	.000	0-0	.000	0+0=0-0.0	2-0	0	1	0	3	0-0.0
2017-18	1-0	3-3.0	0-0	.000	0-0	.000	0-0	.000	0+1=1-1.0	0-0	0	0	0	0	0-0.0
TOTALS	23-0	124-5.4	6-14	.429	1-3	.333	6-10	.600	10+13=23-1.0	16-0	2	5	3	9	19-0.8

▶ SEC CAREER STATISTICS

	GP-GS	MP-Avg.	FGs	Pct.	3FGs	Pct.	FTs	Pct.	O+R=Tot.-Avg.	PF-D	A	TO	BL	ST	Pts.-Avg.
2017-18	-														
TOTALS															

MISCELLANEOUS STATS

	SEA.	CAR.
DOUBLE-DIGIT POINTS:	0	0
DOUBLE-DIGIT REBOUNDS:	0	0
DOUBLE-DOUBLES:	0	0



13 E'TORRION WILRIDGE

6-6 • 220 • JUNIOR • FORWARD

BEAUMONT, TEXAS • CENTRAL MEDICAL MAGNET HIGH SCHOOL

SEASON & CAREER HIGHS

SEASON		CAREER
5 Arkansas (1/23/18)	POINTS	8 LSU (2/25/17)
5 Ga. Tech (12/19/17)		8 Chattanooga (11/13/15)
5 USC Upstate (11/14/17) 2		
4 Bryant (11/10/17)	REBOUNDS	8 High Point (11/25/15)
5 USC Upstate (11/14/17)	ASSISTS	5 USC Upstate (11/14/17)
1 Alabama (1/6/18)	BLOCKS	2 Five times, last
1 Ga. Tech (12/19/17)		vs. Auburn (3/1/17)
1 San Diego St. (11/24/17)		
1 Texas A&M-CC (11/19/17)		
1 San Diego St. (11/24/17)	STEALS	2 Kansas St. (12/4/15)
1 Texas A&M-CC (11/19/17)		
1 USC Upstate (11/14/17)		
1 Bryant (11/10/17)		
22 USC Upstate (11/14/17)	MINUTES	36 Alabama (2/23/17)
2 Arkansas (1/23/18)	FGs MADE	3 LSU (2/25/17)
2 Ga. Tech (12/19/17)		3 Morehouse (11/30/16)
2 USC Upstate (11/14/17)		3 Chattanooga (11/13/15)
6 USC Upstate (11/14/17)	FG ATTEMPTS	6 USC Upstate (11/14/17)
		6 LSU (2/25/17)
1 Texas A&M (2/28/18)	3FGs MADE	2 Kentucky (3/10/17)
1 Arkansas (1/23/18)		2 LSU (2/25/17)
1 Ga. Tech (12/19/17)		
4 USC Upstate (11/14/17)	3FG ATTEMPTS	5 LSU (2/25/17)
2 Temple (12/22/17)	FTs MADE	2 Eight times, last
2 Texas A&M-CC (11/19/17)		Temple (12/22/17)
4 Bryant (11/10/17)	FT ATTEMPTS	6 Chattanooga (11/13/15)

rebounds as a senior; 22.3 points and 12.1 rebounds as a junior; and 14.8 points and 13.0 rebounds as a sophomore.

PERSONAL:

♦ Born October 24, 1996 in Beaumont, Texas, E'Torrion is majoring in Sport Management.

♦ Both his parent played college basketball. His father, Errol, at Southwestern University and Cameron University and his mother, Cicely, at Odessa Junior College.

▶ GAME-BY-GAME LINESCORES

Opponent	FGs	3FGs	FTs	OR	DR	RB	PF	PT	A	TO	B	S	MP
BRYANT	* 0-0	0-0	1-4	0	4	4	1	1	3	2	0	1	19
USC UPSTATE	* 2-6	0-4	1-2	0	2	2	1	5	5	3	0	1	22
TEXAS A&M-CC	* 0-2	0-2	2-2	0	1	1	0	2	0	2	1	1	17
at Cal St. Fullerton	* 0-1	0-0	1-2	1	1	2	0	1	1	1	0	0	13
vs. San Diego State	* 1-2	0-1	0-0	0	1	1	2	2	1	0	1	1	10
vs. Saint Mary's	0-0	0-0	0-0	1	0	1	0	0	1	0	0	0	10
at Marquette	0-0	0-0	1-2	0	1	1	0	1	0	0	0	0	3
WINTHROP	0-0	0-0	0-0	0	0	0	1	0	0	2	0	0	7
at Massachusetts	0-1	0-1	0-0	0	0	0	0	0	0	0	0	0	4
GA. TECH	2-3	1-2	0-1	1	2	3	0	5	1	0	1	0	12
TEMPLE	* 0-1	0-1	2-2	0	2	2	0	2	3	0	0	0	16
at Kentucky	* 0-1	0-1	0-0	0	0	0	0	0	1	1	0	0	11
OLE MISS	* 1-3	0-2	1-1	0	1	1	0	3	2	1	0	0	15
ALABAMA	* 0-2	0-1	0-0	1	1	2	0	0	3	0	1	0	12
at Missouri	* 0-2	0-1	0-0	1	2	3	0	0	0	1	0	0	8
S. CAROLINA	* 0-0	0-0	0-0	0	0	0	0	0	0	1	0	0	2
at LSU	DNP												
at Auburn	0-0	0-0	0-0	0	0	0	0	0	0	0	0	0	2
ARKANSAS	2-4	1-3	0-0	0	0	0	1	5	0	1	0	0	20
at Kansas State	0-1	0-1	0-0	0	1	1	1	0	0	0	0	0	6
FLORIDA	* 0-1	0-1	0-0	0	2	2	0	0	0	1	0	0	15
at Miss. State	0-0	0-0	0-0	0	0	0	0	0	0	1	0	0	1
at Vanderbilt	0-0	0-0	0-0	0	0	0	0	0	0	0	0	0	5
AUBURN	0-0	0-0	0-0	0	0	0	0	0	0	0	0	0	4
at Florida	DNP												
TENNESSEE	DNP												
at S. Carolina	0-1	0-1	0-0	0	0	0	0	0	0	0	0	0	3
LSU	DNP												
TEXAS A&M	1-2	1-2	0-0	0	0	0	0	3	0	0	0	0	13
at Tennessee	0-0	0-0	0-0	0	1	1	0	0	0	0	0	0	6

2017-18 HIGHLIGHTS:

- ♦ Scored consecutive buckets against USC Upstate – the second on an emphatic dunk in transition – to thwart a 17-3 Spartan.
- ♦ Georgia's assist leader in each of the first two games, with eight baskets-to-be.
- ♦ Starter for the first five games and 12 of the first 21 outings. All told, started 20 of 31 contests dating to the end of 2016-17.

CAREER HIGHLIGHTS:

- ♦ **AS A SOPHOMORE IN 2016-17**, voted the team's Most Improved Player in balloting of staff and teammates.
- ♦ Saw a considerable jump in his playing time – and contributions – during the last nine games. After averaging 1.3 ppg, 0.6 apg and 9.3 mpg off the bench in first 25 contests, started eight of the last nine and averaged 3.8 ppg, 2.0 apg and 31.6 mpg.
- ♦ Established career-most minutes marks in three consecutive February games – 29 vs. Mississippi State, 32 vs. Kentucky and 36 at Alabama.
- ♦ **AS A FRESHMAN IN 2015-16**, played in 33 games, most of any Bulldog not to start at least one game during the season, and averaged 1.3 points, 1.4 rebounds and 9.1 minutes per game.
- ♦ Though a small sample size in relation to other members of the roster, produced the best field goal percentage on the Georgia roster (.552).
- ♦ **PRIOR TO UGA**, coached by Robert Lee at Central Medical Magnet, where he was a two-time first-team All-State honoree and named to the second-team All-Texas in 2015 by USA Today, its all-class, all-state squad.
- ♦ Averaged a double-double during his last three years – 19.5 points and 12.0

▶ OVERALL CAREER STATISTICS

	GP-GS	MP-Avg.	FGs	Pct.	3FGs	Pct.	FTs	Pct.	O+R=Tot.-Avg.	PF-D	A	TO	BL	ST	Pts.-Avg.
2015-16	33-0	300-9.1	16-29	.552	3-10	.300	8-18	.444	6+39=45-1.4	18-0	20	21	12	2	43-1.3
2016-17	29-8	470-16.2	22-48	.458	9-27	.333	7-17	.412	5+42=47-1.6	26-0	34	18	12	11	60-2.1
2017-18	26-12	256-9.8	9-33	.273	3-24	.125	9-16	.563	5+22=27-1.0	7-0	21	17	4	4	30-1.2
TOTALS	88-20	1026-11.7	47-110	.427	15-61	.246	24-51	.471	16+103=119-1.4	51-0	75	56	28	17	133-1.5

▶ SEC CAREER STATISTICS

	GP-GS	MP-Avg.	FGs	Pct.	3FGs	Pct.	FTs	Pct.	O+R=Tot.-Avg.	PF-D	A	TO	BL	ST	Pts.-Avg.
2015-16	17-0	116-6.8	4-10	.400	2-4	.500	2-4	.500	3+18=21-1.2	5-0	9	10	4	0	12-0.7
2016-17	15-5	261-17.4	11-24	.458	5-14	.357	4-10	.400	3+25=28-1.9	16-0	17	11	9	4	31-2.1
2017-18	14-6	117-8.4	4-16	.250	2-12	.167	1-1	1.000	2+7=9-0.6	1-0	6	7	1	0	11-0.8
TOTALS	46-11	494-10.7	19-50	.380	9-30	.300	7-15	.467	8+50=58-1.3	22-0	32	28	14	4	54-1.2

MISCELLANEOUS STATS

	SEA.	CAR.
DOUBLE-DIGIT POINTS:	0	0
DOUBLE-DIGIT REBOUNDS:	0	0
DOUBLE-DOUBLES:	0	0



20 RAYSHAUN HAMMONDS

6-8 • 227 • FRESHMAN • FORWARD
NORCROSS, GA. • NORCROSS HIGH SCHOOL

SEASON & CAREER HIGHS

SEASON		CAREER
21 LSU (2/24/18)	POINTS	21 LSU (2/24/18)
12 Cal St. Fullerton (11/23/17)	REBOUNDS	12 Cal St. Fullerton (11/23/17)
5 Saint Mary's (11/26/17)	ASSISTS	5 Saint Mary's (11/26/17)
2 Florida (2/14/18)	BLOCKS	2 Florida (2/14/18)
3 Marquette (12/2/17)	STEALS	3 Marquette (12/2/17)
36 Tennessee (3/3/18)	MINUTES	36 Tennessee (3/3/18)
36 S. Carolina (1/13/18)		36 S. Carolina (1/13/18)
36 Cal St. Fullerton (11/23/17)		36 Cal St. Fullerton (11/23/17)
7 LSU (2/24/18)	FGs MADE	7 LSU (2/24/18)
7 Bryant (11/10/17)		7 Bryant (11/10/17)
12 LSU (2/24/18)	FG ATTEMPTS	12 LSU (2/24/18)
2 Tennessee (3/3/18)	3FGs MADE	2 Tennessee (3/3/18)
2 Alabama (1/6/18)		2 Alabama (1/6/18)
2 Ga. Tech (12/19/17)		2 Ga. Tech (12/19/17)
2 Winthrop (12/15/17)		2 Winthrop (12/15/17)
2 Texas A&M-CC (11/19/17)		2 Texas A&M-CC (11/19/17)
4 Missouri (1/10/18)	3FG ATTEMPTS	4 Missouri (1/10/18)
4 Alabama (1/6/18)		4 Alabama (1/6/18)
4 Texas A&M-CC (11/19/17)		4 Texas A&M-CC (11/19/17)
7 LSU (2/24/18)	FTs MADE	7 LSU (2/24/18)
9 LSU (2/24/18)	FT ATTEMPTS	9 LSU (2/24/18)

2017-18 HIGHLIGHTS:

- ◆ Became the first UGA freshman to start a season opener since Kentavious Caldwell-Pope in 2011-12.
- ◆ Joined a list of seven current Bulldogs who started for Georgia as freshmen.
- ◆ Notched 17 points against Bryant, the most by a Georgia freshman in a season opener since Jeremy Price put up 18 vs. Jacksonville State in 2007.
- ◆ First Bulldog to start his career with three-straight double-figure outings since KCP had 10-straight in 2011-12.
- ◆ Grabbed a game-high 12 boards at Cal State Fullerton.
- ◆ Poured in 21 points against LSU, the most since KCP's 25 against Ole Miss in 2012.
- ◆ Double-digit scorer in seven SEC games, including four of six contests vs. ranked league opponents.

CAREER HIGHLIGHTS:

- ◆ **PRIOR TO UGA**, coached by Jesse McMillan at Norcross.
- ◆ Named first-team All-State in both 2016 (Class 6A) and 2017 (Class 7A).
- ◆ During three seasons at Norcross, the Blue Devils compiled a 79-17 record while he recorded 1,371 points, 824 rebounds, 132 blocks and 128 assists.
- ◆ In 85 career games, notched 62 double-digit scoring outputs (29 20-point tallies) 39 double-figure rebound counts and 36 double-doubles.

- ◆ As a senior, averaged 17.5 points, 11.0 rebounds, 1.7 assists, 1.3 steals and 1.0 blocks while leading Norcross to a 26-6 finish and a runner-up effort in the Georgia Class 7A state tourney.
- ◆ As a junior, averaged 16.7 points, 10.0 rebounds, 2.0 blocks, 1.7 assists and 1.2 steals per game for the Blue Devils, who finished 26-4 and advanced to the "Sweet 16" round of the Class 6A state tourney.
- ◆ As a sophomore, averaged 14.1 points, 7.8 boards and 1.9 blocks for Norcross, which finished 27-7 and reached the 6A state tourney quarterfinals.

PERSONAL:

- ◆ Born November 10, 1998, in Augusta, Ga., Rayshaun is undecided on a major.

▶ GAME-BY-GAME LINESCORES

Opponent	FGs	3FGs	FTs	OR	DR	RB	PF	PT	A	TO	B	S	MP
BRYANT	* 7-9	1-3	2-4	4	3	7	2	17	2	0	0	0	20
USC UPSTATE	* 6-9	1-3	0-0	1	6	7	2	13	1	2	0	2	29
TEXAS A&M-CC	* 5-7	2-4	3-4	1	2	3	2	15	2	2	1	0	25
at Cal St. Fullerton	* 3-8	0-0	1-1	6	6	12	1	7	3	0	0	0	36
vs. San Diego State	* 1-5	0-2	0-0	0	5	5	2	2	0	1	0	0	20
vs. Saint Mary's	* 0-2	0-1	0-0	0	1	1	1	0	5	1	0	0	25
at Marquette	* 3-7	0-0	2-2	2	6	8	3	8	0	1	0	3	30
WINTHROP	* 3-5	2-3	2-2	0	3	3	4	10	0	1	0	0	30
at Massachusetts	* 0-1	0-0	0-0	0	2	2	4	0	2	0	0	0	20
GA. TECH	* 3-5	2-3	3-4	1	4	5	4	11	2	1	1	1	24
TEMPLE	* 1-5	0-1	1-2	2	1	3	2	3	3	2	0	2	29
at Kentucky	* 5-7	0-1	2-5	3	2	5	3	12	1	1	0	0	31
OLE MISS	* 0-2	0-0	0-0	0	2	2	5	0	0	0	0	1	8
ALABAMA	* 4-10	2-4	3-3	2	6	8	2	13	1	2	0	2	31
at Missouri	* 3-9	1-4	0-0	1	5	6	4	7	2	1	0	0	30
S. CAROLINA	* 0-4	0-0	0-0	1	6	7	3	0	1	2	1	0	36
at LSU	0-3	0-1	0-0	1	3	4	2	0	1	2	0	1	14
at Auburn	2-3	0-0	6-6	1	5	6	2	10	0	2	0	0	22
ARKANSAS	* 0-3	0-3	0-0	1	1	2	2	0	3	0	0	0	16
at Kansas State	* 1-7	0-3	1-2	2	3	5	3	3	2	2	0	1	28
FLORIDA	1-6	0-2	0-0	2	4	6	2	2	1	1	0	0	9
at Miss. State	0-1	0-1	0-0	0	0	0	1	0	0	1	0	0	4
at Vanderbilt	0-5	0-0	0-1	5	0	5	0	0	1	1	0	0	4
AUBURN	* 6-10	1-3	1-2	1	4	5	1	14	3	2	0	0	34
at Florida	* 3-8	0-1	4-5	1	2	3	4	10	0	2	2	0	27
TENNESSEE	* 1-6	0-1	0-0	1	5	6	2	2	2	2	0	0	23
at S. Carolina	* 3-7	1-3	0-0	0	5	5	2	7	0	3	0	0	23
LSU	7-12	0-2	7-9	2	6	8	4	21	3	2	0	0	28
TEXAS A&M	0-6	0-2	0-0	2	4	6	2	0	2	1	0	0	24
at Tennessee	* 5-8	2-3	0-0	1	3	4	3	12	0	2	0	0	36

MISCELLANEOUS STATS

	SEA.	CAR.
DOUBLE-DIGIT POINTS:	12	12
DOUBLE-DIGIT REBOUNDS:	1	1
DOUBLE-DOUBLES:	0	0
20-POINT GAMES:	1	1

▶ OVERALL CAREER STATISTICS

	GP-GS	MP-Avg.	FGs	Pct.	3FGs	Pct.	FTs	Pct.	O+R=Tot.-Avg.	PF-D	A	TO	BL	ST	Pts.-Avg.
2017-18	30-23	716-23.9	73-180	.406	15-54	.278	38-52	.731	44+105=149-5.0	74-1	43	40	5	13	199-6.6
TOTALS	30-23	716-23.9	73-180	.406	15-54	.278	38-52	.731	44+105=149-5.0	74-1	43	40	5	13	199-6.6

▶ SEC CAREER STATISTICS

	GP-GS	MP-Avg.	FGs	Pct.	3FGs	Pct.	FTs	Pct.	O+R=Tot.-Avg.	PF-D	A	TO	BL	ST	Pts.-Avg.
2017-18	18-11	400-22.2	40-110	.364	7-31	.226	23-31	.742	25+63=88-4.9	44-1	21	27	3	4	110-6.1
TOTALS	18-11	400-22.2	40-110	.364	7-31	.226	23-31	.742	25+63=88-4.9	44-1	21	27	3	4	110-6.1



24 CONNOR O'NEILL

6-6 • 220 • JUNIOR • FORWARD
ROSWELL, GA. • TILTON (N.H.) SCHOOL

SEASON & CAREER HIGHS

SEASON		CAREER
1 Bryant (11/10/17)	POINTS	1 Bryant (11/10/17)
4 Bryant (11/10/17)	REBOUNDS	4 Bryant (11/10/17)
-	ASSISTS	-
-	BLOCKS	-
1 Bryant (11/10/17)	STEALS	1 Bryant (11/10/17)
6 Bryant (11/10/17)	MINUTES	6 Bryant (11/10/17)
-	FGs MADE	-
5 Bryant (11/10/17)	FG ATTEMPTS	5 Bryant (11/10/17)
-	3FGs MADE	-
-	3FG ATTEMPTS	-
1 Bryant (11/10/17)	FTs MADE	1 Bryant (11/10/17)
2 Bryant (11/10/17)	FT ATTEMPTS	2 Bryant (11/10/17) 2 Auburn (2/6/16)

◇ After wearing No. 33 his first two seasons, switched to No. 24 prior to this season.

2017-18 HIGHLIGHTS:

- ◇ Productive exhibition outing against Valdosta State with two points, two boards and two assists in just six minutes of action.
- ◇ Scored his first career point on a free throw with 3:28 remaining against Bryant.
- ◇ Also quadrupled his previous best rebound count with four boards vs. Bryant.

CAREER HIGHLIGHTS:

- ◇ **AS A SOPHOMORE IN 2016-17**, played in five games and pulled down five rebounds in six minutes of playing time in a 94-38 exhibition win over Fort Valley State.
- ◇ **AS A FRESHMAN IN 2015-16**, logged playing time in four outings, including a trio of SEC contests.

- ◇ Recipient of the team's Most Improved Player Award, an honor voted on by the team's staff and players.
- ◇ Named to the SEC Academic Honor Roll for first-year student-athletes.
- ◇ His first three regular-season appearances came against "Tigers" – Clemson, Missouri and Auburn.
- ◇ **PRIOR TO UGA DURING 2014-15 AT TILTON SCHOOL**, coached by Marcus O'Neil.
- ◇ Helped Tilton finish 29-5, capture the New England Prep School Athletic Association Class 2A title and reach the quarterfinals of the National Prep School Championship. Tilton fell to eventual champ Brewster Academy.
- ◇ **AT BLESSED TRINITY CATHOLIC HIGH SCHOOL**, coached by Brian Marks.
- ◇ As a senior, averaged a team-best 14.0 points and also paced the Titans in rebounds, leading Blessed Trinity to a 24-7 record and the Sweet 16 round of the Georgia Class 3A state tournament.

PERSONAL:

- ◇ Born on September 5, 1995 in Atlanta, Ga., Connor is majoring in Finance.

▶ GAME-BY-GAME LINESCORES

Opponent	FGs	3FGs	FTs	OR	DR	RB	PF	PT	A	TO	B	S	MP
BRYANT	0-5	0-0	1-2	4	0	4	0	1	0	2	0	1	6
USC UPSTATE	DNP												
TEXAS A&M-CC	DNP												
at Cal St. Fullerton	DNP												
vs. San Diego State	DNP												
vs. Saint Mary's	DNP												
at Marquette	DNP												
WINTHROP	DNP												
at Massachusetts	DNP												
GA. TECH	DNP												
TEMPLE	DNP												
at Kentucky	DNP												
OLE MISS	DNP												
ALABAMA	0-0	0-0	0-0	0	0	0	0	0	0	0	0	0	1
at Missouri	DNP												
S. CAROLINA	DNP												
at LSU	DNP												
at Auburn	DNP												
ARKANSAS	DNP												
at Kansas State	DNP												
FLORIDA	DNP												
at Miss. State	DNP												
at Vanderbilt	DNP												
AUBURN	DNP												
at Florida	DNP												
TENNESSEE	DNP												
at S. Carolina	DNP												
LSU	DNP												
TEXAS A&M	DNP												
at Tennessee	DNP												

▶ OVERALL CAREER STATISTICS

	GP-GS	MP-Avg.	FGs	Pct.	3FGs	Pct.	FTs	Pct.	O+R=Tot.-Avg.	PF-D	A	TO	BL	ST	Pts.-Avg.
2015-16	4-0	4-1.0	0-0	.000	0-0	.000	0-2	.000	0+0=0-0.0	0-0	0	0	0	0	0-0.0
2016-17	5-0	6-1.2	0-1	.000	0-0	.000	0-0	.000	0+3=3-0.6	2-0	0	2	0	0	0-0.0
2017-18	2-0	7-3.5	0-5	.000	0-0	.000	1-2	.500	4+0=4-2.0	0-0	0	2	0	1	1-0.5
TOTALS	11-0	17-1.5	0-6	.000	0-0	.000	1-4	.250	4+3=7-0.6	2-0	0	4	0	1	1-0.1

▶ SEC CAREER STATISTICS

	GP-GS	MP-Avg.	FGs	Pct.	3FGs	Pct.	FTs	Pct.	O+R=Tot.-Avg.	PF-D	A	TO	BL	ST	Pts.-Avg.
2015-16	3-0	3-1.0	0-0	.000	0-0	.000	0-2	.000	0+0=0-0.0	0-0	0	0	0	0	0-0.0
2016-17	1-0	1-1.0	0-0	.000	0-0	.000	0-0	.000	0+0=0-0.0	0-0	0	0	0	0	0-0.0
2017-18	1-0	1-1.0	0-0	.000	0-0	.000	0-0	.000	0+0=0-0.0	0-0	0	0	0	0	0-0.0
TOTALS	4-0	4-1.0	0-0	.000	0-0	.000	0-2	.000	0+0=0-0.0	0-0	0	0	0	0	0-0.0

MISCELLANEOUS STATS

	SEA.	CAR.
DOUBLE-DIGIT POINTS:	0	0
DOUBLE-DIGIT REBOUNDS:	0	0
DOUBLE-DOUBLES:	0	0



30 ISAAC KANTE

6-8 • 236 • FRESHMAN • FORWARD
BROOKLYN, N.Y. • PUTNAM (CONN.) SCIENCE ACADEMY

SEASON & CAREER HIGHS

SEASON		CAREER
3 Auburn (1/20/18)	POINTS	3 Auburn (1/20/18)
3 Bryant (11/10/17)		3 Bryant (11/10/17)
2 Bryant (11/10/17)	REBOUNDS	2 Bryant (11/10/17)
-	ASSISTS	-
1 Bryant (11/10/17)	BLOCKS	1 Bryant (11/10/17)
-	STEALS	-
9 Bryant (11/10/17)	MINUTES	9 Bryant (11/10/17)
1 S. Carolina (2/21/18)	FGs MADE	1 S. Carolina (2/21/18)
1 Vanderbilt (2/7/18)		1 Vanderbilt (2/7/18)
1 Auburn (1/20/18)		1 Auburn (1/20/18)
1 Bryant (11/10/17)		1 Bryant (11/10/17)
1 S. Carolina (2/21/18)	FG ATTEMPTS	1 S. Carolina (2/21/18)
1 Vanderbilt (2/7/18)		1 Vanderbilt (2/7/18)
1 Auburn (1/20/18)		1 Auburn (1/20/18)
1 Winthrop (12/15/17)		1 Winthrop (12/15/17)
1 Bryant (11/10/17)		1 Bryant (11/10/17)
-	3FGs MADE	-
-	3FG ATTEMPTS	-
1 Auburn (1/20/18)	FTs MADE	1 Auburn (1/20/18)
1 Bryant (11/10/17)		1 Bryant (11/10/17)
1 Auburn (1/20/18)	FT ATTEMPTS	1 Auburn (1/20/18)
1 Bryant (11/10/17)		1 Bryant (11/10/17)

2017-18 HIGHLIGHTS:

- ♦ Active with five points and four boards in Valdosta State exhibition.
- ♦ Scored his first official points with an old-fashioned three-point play against Bryant.
- ♦ Scored again on a three-point play in the closing minutes at Auburn.
- ♦ Making the most of limited minutes. Has scored 10 points in 22 MP this season, with seven points in just eight MP in SEC action.

CAREER HIGHLIGHTS:

- ♦ AT PUTNAM SCIENCE ACADEMY IN 2016-17, coached by Tom Espinosa.
- ♦ Averaged 11.0 ppg – while shooting 63.0 percent from the field – and 6.0 rpg in one season at Putnam.
- ♦ Helped Putnam post a 34-7 record and reach the semifinals of the National Prep Championship Tournament in New Haven, Conn.
- ♦ Named MVP of the Power 5 Conference Tournament after posting double-doubles in the semifinal and championship games.
- ♦ Grabbed a season-most 13 rebounds versus Score Academy.
- ♦ Member of a Putnam roster that featured five more D-I signees – Hamidou Diallo (Kentucky), Alexis Yetna (South Florida), Malik Ondigo (Texas Tech), Jaheam Cornwall (Gardner-Webb) and KeAndre Fair (Coppin State).
- ♦ AT PAUL ROBBERSON HIGH SCHOOL, coached by Todd Myles.
- ♦ As a senior, averaged 15.5 points and 12.6 rebounds per game for the Eagles.

- ♦ Named second-team All-Brooklyn by the Brooklyn Daily as a senior in 2015.

PERSONAL:

- ♦ Born November 15, 1998 in Brooklyn, N.Y., Isaac intends to major in Criminal Justice.

▶ GAME-BY-GAME LINESCORES

Opponent	FGs	3FGs	FTs	OR	DR	RB	PF	PT	A	TO	B	S	MP
BRYANT	1-1	0-0	1-1	0	2	2	2	3	0	1	1	0	9
USC UPSTATE	DNP												
TEXAS A&M-CC	0-0	0-0	0-0	0	0	0	0	0	0	1	0	0	2
at Cal St. Fullerton	DNP												
vs. San Diego State	DNP												
vs. Saint Mary's	0-0	0-0	0-0	0	0	0	0	0	0	0	0	0	1
at Marquette	DNP												
WINTHROP	0-1	0-0	0-0	0	0	0	0	0	0	0	0	0	2
at Massachusetts	DNP												
GA. TECH	DNP												
TEMPLE	DNP												
at Kentucky	DNP												
OLE MISS	DNP												
ALABAMA	0-0	0-0	0-0	0	0	0	0	0	0	0	0	0	1
at Missouri	DNP												
S. CAROLINA	DNP												
at LSU	DNP												
at Auburn	1-1	0-0	1-1	0	0	0	0	3	0	0	0	0	1
ARKANSAS	DNP												
at Kansas State	DNP												
FLORIDA	DNP												
at Miss. State	DNP												
at Vanderbilt	1-1	0-0	0-0	1	0	1	0	2	0	0	0	0	1
AUBURN	DNP												
at Florida	DNP												
TENNESSEE	DNP												
at S. Carolina	1-1	0-0	0-0	0	0	0	0	2	0	0	0	0	2
LSU	DNP												
TEXAS A&M	DNP												
at Tennessee	0-0	0-0	0-0	0	0	0	0	0	0	0	0	0	3

▶ OVERALL CAREER STATISTICS

	GP-GS	MP-Avg.	FGs	Pct.	3FGs	Pct.	FTs	Pct.	O+R=Tot.-Avg.	PF-D	A	TO	BL	ST	Pts.-Avg.
2017-18	9-0	22-2.4	4-5	.800	0-0	.000	2-2	1.000	1+2=3-0.3	2-0	0	2	1	0	10-1.1
TOTALS	9-0	22-2.4	4-5	.800	0-0	.000	2-2	1.000	1+2=3-0.3	2-0	0	2	1	0	10-1.1

▶ SEC CAREER STATISTICS

	GP-GS	MP-Avg.	FGs	Pct.	3FGs	Pct.	FTs	Pct.	O+R=Tot.-Avg.	PF-D	A	TO	BL	ST	Pts.-Avg.
2017-18	5-0	8-1.6	3-3	1.000	0-0	.000	1-1	1.000	1+0=1-0.2	0-0	0	0	0	0	7-1.4
TOTALS	5-0	8-1.6	3-3	1.000	0-0	.000	1-1	1.000	1+0=1-0.2	0-0	0	0	0	0	7-1.4

MISCELLANEOUS STATS

	SEA.	CAR.
DOUBLE-DIGIT POINTS:	0	0
DOUBLE-DIGIT REBOUNDS:	0	0
DOUBLE-DOUBLES:	0	0



32 MIKE EDWARDS

6-9 • 225 • JUNIOR • FORWARD
WESTLAND, MICH. • JOHN GLENN HIGH SCHOOL

SEASON & CAREER HIGHS

SEASON		CAREER
11 Winthrop (12/15/17)	POINTS	14 Oakland (11/30/16)
7 USC Upstate (11/14/17)	REBOUNDS	8 Morehouse (11/30/16) 8 Auburn (2/24/16) 8 Murray St. (11/20/15)
2 Winthrop (12/15/17)	ASSISTS	3 Morehouse (11/30/16)
2 Texas A&M-CC (11/19/17)	BLOCKS	3 Clemson (12/22/15)
2 Texas A&M-CC (11/19/17)	STEALS	2 Texas A&M-CC (11/19/17) 2 Gardner-Webb (11/25/16)
23 Massachusetts (12/16/17) 23 USC Upstate (11/14/17)	MINUTES	34 Kentucky (2/18/17)
3 Winthrop (12/15/17) 3 Cal St. Fullerton (11/23/17)	FGs MADE	7 Oakland (11/30/16)
5 Massachusetts (12/16/17) 5 Winthrop (12/15/17) 5 Cal St. Fullerton (11/23/17)	FG ATTEMPTS	8 Oakland (11/30/16)
-	3FGs MADE	-
-	3FG ATTEMPTS	1 Kansas (11/22/16)
5 Winthrop (12/15/17)	FTs MADE	5 Winthrop (12/15/17)
6 Massachusetts (12/16/17) 6 Winthrop (12/15/17)	FT ATTEMPTS	6 Massachusetts (12/16/17) 6 Winthrop (12/15/17) 6 Baylor (1/30/16) 6 Texas A&M (1/16/16)

2017-18 HIGHLIGHTS:

- ♦ The first Bulldog off the bench – along with Juwan Parker – in the season opener.
- ♦ Notched the first DNP of his career when he missed the San Diego State game due to a stomach ailment. Had been the only player on the UGA roster to see action in every game since the start of the 2015-16 season.
- ♦ Averaged 2.8 ppg while shooting 41.7 percent from the field and 25.0 percent from the line in first four games before DNP. Averaged 8.0 ppg and shot 56.3 on FGs and 71.4 on FTs in next four.

CAREER HIGHLIGHTS:

- ♦ **AS A SOPHOMORE IN 2016-17**, one of just four Bulldogs to see action in all 34 games, with starts against Tennessee and Belmont.
- ♦ Logged double-digit minutes in 33 contests, including 20 or more in 12 games and a career-high 34 against Kentucky in Athens.
- ♦ Posted a trio of double-digit scoring outputs against Gardner-Webb, Marquette and Kentucky in Athens.
- ♦ Showed considerable improvement in his shooting percentages. Went from 29.7 percent at the line as a freshman to 62.3 percent. Also upped his field goal percentage in SEC action by a significant clip – 34.9 percent as a freshman to 56.0 (UGA's best effort) as a sophomore.
- ♦ Produced his first double-digit scoring outing in SEC play against Kentucky in a career-high 34 minutes.

- ♦ **AS A FRESHMAN IN 2015-16**, logged action in all 34 games, including his first career start at Missouri, and averaged 2.6 points and 3.3 rebounds in 16.5 minutes of action per game.
- ♦ Posted double-digit playing time in 31 of 34 games, including 10 contests when he played 20-plus minutes.
- ♦ Reached double figures for the first time with a 14-point outburst against Oakland.
- ♦ Averaged 19.8 minutes per game during the final four postseason outings – two SEC Tournament contests and two NIT dates.
- ♦ **PRIOR TO UGA**, coached by Rod Watts at John Glenn High, where he was tabbed captain of the Class A All-State by the Detroit Free Press and to the Basketball Coaches Association of Michigan "Best of the Best" 10-player All-State team as a senior.

▶ GAME-BY-GAME LINESCORES

Opponent	FGs	3FGs	FTs	OR	DR	RB	PF	PT	A	TO	B	S	MP
BRYANT	1-4	0-0	0-0	0	3	3	2	2	1	0	0	0	15
USC UPSTATE	1-2	0-0	1-3	1	6	7	4	3	0	2	0	1	23
TEXAS A&M-CC	0-1	0-0	0-0	0	1	1	1	0	0	1	2	2	9
at Cal St. Fullerton	3-5	0-0	0-1	1	3	4	1	6	0	1	1	0	20
vs. San Diego State	DNP - Illness												
vs. Saint Mary's	2-4	0-0	0-0	2	0	2	0	4	0	0	0	0	7
at Marquette	2-2	0-0	1-2	0	1	1	1	5	0	0	0	0	18
WINTHROP	3-5	0-0	5-6	1	4	5	2	11	2	1	0	0	22
at Massachusetts	2-5	0-0	4-6	2	1	3	2	8	1	0	0	0	23
GA. TECH	0-0	0-0	0-0	0	1	1	2	0	1	1	0	0	7
TEMPLE	0-0	0-0	0-0	0	2	2	1	0	0	1	0	0	7
at Kentucky	0-1	0-0	1-2	0	3	3	0	1	0	0	0	0	10
OLE MISS	0-0	0-0	0-0	0	0	0	1	0	0	0	1	0	3
ALABAMA	0-0	0-0	0-0	0	0	0	0	0	0	0	0	0	1
at Missouri	2-4	0-0	0-0	4	0	4	3	4	1	2	1	0	12
S. CAROLINA	1-2	0-0	1-2	2	3	5	3	3	0	1	0	1	8
at LSU	0-1	0-0	0-0	0	0	0	1	0	0	0	0	0	8
at Auburn	0-1	0-0	0-0	1	0	1	1	0	0	0	0	1	8
ARKANSAS	0-0	0-0	0-0	1	1	2	0	0	0	0	0	0	4
at Kansas State	DNP												
FLORIDA	0-2	0-0	0-0	1	0	1	1	0	0	0	0	0	13
at Miss. State	1-3	0-0	0-0	0	0	0	0	2	0	1	0	0	12
at Vanderbilt	0-1	0-0	0-0	0	1	1	1	0	0	0	0	0	9
AUBURN	0-0	0-0	1-2	0	1	1	0	1	0	0	0	0	5
at Florida	0-1	0-0	0-0	1	0	1	2	0	0	0	0	0	7
TENNESSEE	0-0	0-0	0-0	0	0	0	0	0	0	1	0	0	2
at S. Carolina	0-1	0-0	2-2	0	1	1	1	2	0	0	0	0	7
LSU	DNP												
TEXAS A&M	0-0	0-0	0-0	0	0	0	1	0	0	1	0	0	2
at Tennessee	0-1	0-0	0-0	1	1	2	1	0	0	0	0	0	4

PERSONAL:

- ♦ Born May 20, 1997 in Westland, Mich., Mike is majoring in Communication Studies.
- ♦ His father, also Mike, played DE at Michigan State and led the Spartans in sack (3.0 for -18 yards) as a senior in 1992.

MISCELLANEOUS STATS

	SEA.	CAR.
DOUBLE-DIGIT POINTS:	1	5
DOUBLE-DIGIT REBOUNDS:	0	0
DOUBLE-DOUBLES:	0	0

▶ OVERALL CAREER STATISTICS

	GP-GS	MP-Avg.	FGs	Pct.	3FGs	Pct.	FTs	Pct.	O+R=Tot.-Avg.	PF-D	A	TO	BL	ST	Pts.-Avg.
2015-16	34-1	561-16.5	38-85	.447	0-0	.000	11-37	.297	41+71=112-3.3	79-4	11	32	17	4	87-2.6
2016-17	34-2	615-18.1	55-105	.524	0-1	.000	38-61	.623	38+86=124-3.6	74-1	7	36	7	10	148-4.4
2017-18	27-0	266-9.9	18-46	.391	0-0	.000	16-26	.615	18+33=51-1.9	32-0	6	13	5	5	52-1.9
TOTALS	95-3	1442-15.2	111-236	.470	0-1	.000	65-124	.524	97+190=287-3.0	185-5	24	81	29	19	287-3.0

▶ SEC CAREER STATISTICS

	GP-GS	MP-Avg.	FGs	Pct.	3FGs	Pct.	FTs	Pct.	O+R=Tot.-Avg.	PF-D	A	TO	BL	ST	Pts.-Avg.
2015-16	18-1	265-14.7	15-43	.349	0-0	.000	7-20	.350	27+39=66-3.7	42-3	9	10	9	3	37-2.1
2016-17	18-1	317-17.6	28-50	.560	0-0	.000	19-29	.655	18+37=55-3.1	39-1	1	18	6	3	75-4.2
2017-18	17-0	115-6.8	4-18	.222	0-0	.000	5-8	.625	11+11=22-1.3	16-0	1	6	2	2	13-0.8
TOTALS	53-2	697-13.2	47-111	.423	0-0	.000	31-57	.544	56+87=143-2.7	97-4	11	34	17	8	125-2.4



33 NICOLAS CLAXTON

6-11 • 215 • FRESHMAN • FORWARD
GREENVILLE, S.C. • LEGACY CHARTER SCHOOL

SEASON & CAREER HIGHS

SEASON		CAREER
14 Temple (12/22/17)	POINTS	14 Temple (12/22/17)
9 Temple (12/22/17)	REBOUNDS	9 Temple (12/22/17)
1 Tennessee (3/3/18)	ASSISTS	1 Tennessee (3/3/18)
1 Tennessee (2/17/18)		1 Tennessee (2/17/18)
1 Miss State (2/3/18)		1 Miss State (2/3/18)
1 Ole Miss (1/3/18)		1 Ole Miss (1/3/18)
1 Winthrop (12/15/17)		1 Winthrop (12/15/17)
3 Texas A&M (2/28/18)	BLOCKS	Texas A&M (2/28/18)
3 Florida (1/30/18)		3 Florida (1/30/18)
3 San Diego St. (11/24/17)		3 San Diego St. (11/24/17)
3 Bryant (11/10/17)		3 Bryant (11/10/17)
1 Tennessee (3/3/18)	STEALS	1 Tennessee (3/3/18)
1 Texas A&M (2/28/18)		1 Texas A&M (2/28/18)
1 Florida (2/14/18)		1 Florida (2/14/18)
1 Auburn (2/10/18)		1 Auburn (2/10/18)
1 Vanderbilt (2/7/18)		1 Vanderbilt (2/7/18)
27 Arkansas (1/23/18)	MINUTES	27 Arkansas (1/23/18)
4 Temple (12/22/17)	FGs MADE	4 Temple (12/22/17)
7 San Diego St. (11/24/17)	FG ATTEMPTS	7 San Diego St. (11/24/17)
1 Seven times, last vs. Florida (1/30/18)	3FGs MADE	1 Seven times, last vs. Florida (1/30/18)
2 Vanderbilt (2/7/18)	3FG ATTEMPTS	2 Vanderbilt (2/7/18)
2 Missouri (1/10/18)		2 Missouri (1/10/18)
2 San Diego St. (11/24/17)		2 San Diego St. (11/24/17)
6 Temple (12/22/17)	FTs MADE	6 Temple (12/22/17)
10 Temple (12/22/17)	FT ATTEMPTS	10 Temple (12/22/17)

PERSONAL:

- ♦ Born April 17, 1999 in Greenville, S.C., Nicolas is undecided on a major.
- ♦ Both of Claxton's parents, Charles and Nicole, attended UGA. Charles was a four-year letterwinner for the Bulldogs from 1992-95 and was an All-SEC ('93) and Freshman All-SEC performer ('92).

OVERALL CAREER STATISTICS

	GP-GS	MP-Avg.	FGs	Pct.	3FGs	Pct.	FTs	Pct.	O+R=Tot.-Avg.	PF-D	A	TO	BL	ST	Pts.-Avg.
2016-17	30-5	415-13.8	38-84	.452	7-19	.368	32-58	.552	46+62=108-3.6	53-1	5	20	38	5	115-3.8
TOTALS	30-5	415-13.8	38-84	.452	7-19	.368	32-58	.552	46+62=108-3.6	53-1	5	20	38	5	115-3.8

SEC CAREER STATISTICS

	GP-GS	MP-Avg.	FGs	Pct.	3FGs	Pct.	FTs	Pct.	O+R=Tot.-Avg.	PF-D	A	TO	BL	ST	Pts.-Avg.
2017-18	18-5	258-14.3	23-49	.469	4-11	.364	15-25	.600	24+32=56-3.1	35-0	4	12	23	5	65-3.6
TOTALS	18-5	258-14.3	23-49	.469	4-11	.364	15-25	.600	24+32=56-3.1	35-0	4	12	23	5	65-3.6

GAME-BY-GAME LINESCORES

Opponent	FGs	3FGs	FTs	OR	DR	RB	PF	PT	A	TO	B	S	MP
BRYANT	1-4	0-1	4-5	2	6	8	2	6	0	1	3	0	14
USC UPSTATE	1-3	0-0	0-0	1	1	2	0	2	0	1	0	0	5
TEXAS A&M-CC	1-2	0-1	1-3	3	1	4	0	3	0	0	2	0	1
at Cal St. Fullerton	1-1	0-0	2-4	1	3	4	5	4	0	0	1	0	13
vs. San Diego State	3-7	1-2	0-3	3	4	7	2	7	0	2	3	0	24
vs. Saint Mary's	1-3	1-1	0-0	0	3	3	2	3	0	1	2	0	20
at Marquette	1-1	1-1	2-2	2	0	2	1	5	0	0	0	0	8
WINTHROP	0-1	0-1	0-0	1	0	1	2	0	1	2	1	0	3
at Massachusetts	0-5	0-1	0-0	1	0	1	0	0	0	0	0	0	10
GA. TECH	0-1	0-0	0-2	0	5	5	1	0	0	0	0	0	14
TEMPLE	4-5	0-0	6-10	5	4	9	1	14	0	0	2	0	18
at Kentucky	1-2	0-0	0-0	1	0	1	1	2	0	0	0	0	6
OLE MISS	2-4	0-1	2-3	1	2	3	1	6	1	2	2	0	17
ALABAMA	2-3	1-1	1-2	1	3	4	3	6	0	0	0	0	15
at Missouri	2-5	1-2	0-0	1	1	2	1	5	0	0	2	0	13
S. CAROLINA	0-1	0-0	0-0	0	0	0	2	0	0	0	1	0	3
at LSU	1-1	0-0	0-0	1	0	1	1	2	0	0	0	0	4
at Auburn	0-0	0-0	0-0	0	1	1	0	0	0	0	0	0	2
ARKANSAS	3-4	1-1	2-3	1	1	2	2	9	0	1	1	0	27
at Kansas State	2-2	0-0	2-4	3	3	6	2	6	0	1	1	0	16
FLORIDA	2-4	1-1	0-2	4	4	8	2	5	0	0	3	0	20
at Miss. State	2-3	0-0	2-2	3	2	5	2	6	1	2	2	0	21
at Vanderbilt	* 1-3	0-2	0-1	1	1	2	2	2	0	2	1	1	18
AUBURN	* 0-3	0-1	0-0	0	0	0	2	0	0	1	0	1	22
at Florida	* 1-1	0-0	0-0	0	3	3	2	2	0	1	0	1	14
TENNESSEE	* 0-1	0-0	3-4	0	3	3	1	3	1	0	2	0	21
at S. Carolina	* 1-2	0-0	1-2	2	5	7	4	3	0	2	2	0	10
LSU	2-5	0-2	0-0	2	1	3	3	4	0	1	2	0	13
TEXAS A&M	1-4	0-0	3-4	2	2	4	2	5	0	0	3	1	14
at Tennessee	2-3	0-0	1-2	4	3	7	4	5	1	0	2	1	18

2017-18 HIGHLIGHTS:

- ♦ Impressive linescore in exhibition against No. 2 Michigan State with nine points (4-of-5 FGs, 1-of-2 FTs), four boards, a block and a steal in 14 minutes.
- ♦ Posted a combined 16 boards and seven blocks in two exhibitions and the opener.
- ♦ Gave UGA the lead for good with a tip-in at the 9:45 mark of the second half at Cal State Fullerton.
- ♦ One rebound shy of a double-double against Temple.
- ♦ Logged his first career start at Vandy...the 9th of UGA's 13 scholarship players started as a freshman.
- ♦ In five games (from Arkansas-Vandy), averaged 20.4 mpg, 5.6 ppg, 4.6 rpg, 1.6 bpg.

CAREER HIGHLIGHTS:

- ♦ AT LEGACY CHARTER SCHOOL, coached by BJ Jackson, where in three seasons, he scored 1,163 points, grabbed 594 rebounds and blocked 202 shots to lead the Lions to a combined 75-34 record.
- ♦ Became just the fourth player in school history to reach 1,000 points.
- ♦ As a senior, averaged 17.4 points, 7.8 rebounds and 2.9 blocks. As a junior, averaged 12.9 points, 7.1 rebounds and 3.0 blocks.
- ♦ MEMBER OF THE U.S. VIRGIN ISLANDS' U17 NATIONAL TEAM IN 2015.
- ♦ Eligible to compete for the U.S.V.I. because it's his father's birthplace.
- ♦ Represented the U.S.V.I. during the 2015 Centrobasket U17 Championships in San Juan, P.R., leading the nation to a runner-up finish.
- ♦ Averaged 11.0 points, 8.0 rebounds and 4.8 blocks in five Centrobasket outings, with single-game highs of 20 points and 15 rebounds against Mexico in the semis, as well as 10 blocks versus Bahamas.

- ♦ Charles was selected by the Phoenix Suns in the second round of the NBA Draft but elected to return to UGA for his senior year. He later played with Boston during 1995-96 and also played professionally overseas in the U.K., Lithuania and Puerto Rico.

MISCELLANEOUS STATS

	SEA.	CAR.
DOUBLE-DIGIT POINTS:	1	1
DOUBLE-DIGIT REBOUNDS:	0	0
DOUBLE-DOUBLES:	0	0



34 DEREK OGBEY

6-8 • 245 • JUNIOR • FORWARD
ATLANTA, GA. • PEBBLEBROOK HIGH SCHOOL

SEASON & CAREER HIGHS

SEASON		CAREER
16 Tennessee (12/17/18)	POINTS	18 Kentucky (1/31/17)
16 Vanderbilt (2/3/18)		
11 Tennessee (12/17/18)	REBOUNDS	15 Auburn (3/1/17)
		15 Kentucky (3/10/17)
3 Arkansas (1/23/18)	ASSISTS	3 Arkansas (1/23/18)
		3 Oakland (12/23/16)
		3 Texas A&M (1/13/16)
3 S. Carolina (1/13/18)	BLOCKS	6 Louisiana (12/14/16)
3 Alabama (1/6/18) 10		
3 Saint Mary's (1/26/17)		
2 Ga. Tech (12/19/17)	STEALS	2 Four times, last vs. Ga. Tech (12/19/17)
2 Texas A&M-CC (11/19/17)		
2 Bryant (11/10/17)		
30 LSU (1/16/18)	MINUTES	35 Kentucky (1/31/17)
30 S. Carolina (1/13/18)		
7 Vanderbilt (2/7/18)	FGs MADE	7 Vanderbilt (2/7/18)
		7 Kentucky (1/31/17)
10 Vanderbilt (2/7/18)	FG ATTEMPTS	10 Vanderbilt (2/7/18)
-	3FGs MADE	-
1 Ga. Tech (12/19/17)	3FG ATTEMPTS	1 Ga. Tech (12/19/17)
4 Tennessee (2/17/18)	FTs MADE	4 Four times, last vs. Tennessee (2/17/18)
7 Tennessee (2/17/18)	FT ATTEMPTS	7 Tennessee (2/17/18)
		7 Kentucky (1/31/17)

2017-18 HIGHLIGHTS:

- ♦ Grabbed seven boards in the first 10:01 versus TA&M-CC.
- ♦ Flirted with a double-double against No. 21 Saint Mary's.
- ♦ Did not start at Vanderbilt. Other than last year's Senior Day, the first game since his freshman year he didn't get the nod.
- ♦ Three double-doubles in a four-game span (vs. Florida, Tennessee & LSU)... 12.0 ppg, 10.3 rpg & 71.4 FG pct.
- ♦ Hitting a team-high 61.0 of his FGs...and an even better 61.2 percent in SEC play.

CAREER HIGHLIGHTS:

- ♦ **AS A SOPHOMORE IN 2016-17**, starter for 33 games, missing only Senior Day.
- ♦ Among UGA's best season efforts, notched No. 12 FG pct. (.567) and No. 17 rebound (259) count.
- ♦ Ranked No. 5 in the SEC in rebounding (7.6 rpg) overall, as well as No. 3 in stats for SEC games (8.3 rpg).
- ♦ Notched 20 double-digit outings, eight in points and a team-high 12 (10 of those vs. SEC foes) in rebounds. That led to a trio of double-doubles.
- ♦ Tied with Yante Maten for the team's best single-game rebound count during with 15 boards against Auburn in Athens and Kentucky in the SEC Tourney.
- ♦ Averaged 9.3 rpg over the final 15 games, including 13.0 rpg in a trio of outings against Kentucky.
- ♦ **AS A FRESHMAN IN 2015-16**, played in the final 29 contests of the campaign... after missing the first five games due to a right shoulder injury. Logged 15 starts, including each of the final dozen outings.
- ♦ Finished second on the team in rebounding (5.2 rpg) and blocks (0.8 bpg).

- ♦ **PRIOR TO UGA**, coached by George E. Washington Jr. at Pebblebrook for two seasons after attending Monsignor Percy Johnson Catholic in Toronto his first two years.
- ♦ Named first-team All-State for Class 6A by HoopSeen.com as a senior, as well as a second-team pick by both the Atlanta Journal-Constitution and the Georgia Sports Writers Association.
- ♦ Set a Georgia prep record for state championship and state tournament games with his 24 boards against Wheeler in the 2015 6A state final.

▶ GAME-BY-GAME LINESCORES

Opponent	FGs	3FGs	FTs	OR	DR	RB	PF	PT	A	TO	B	S	MP
BRYANT	* 1-2	0-0	0-0	0	4	4	2	2	0	1	2	2	13
USC UPSTATE	* 3-4	0-0	1-2	1	5	6	1	7	1	0	0	0	19
TEXAS A&M-CC	* 4-5	0-0	0-2	2	7	9	2	8	0	3	2	2	25
at Cal St. Fullerton	* 0-1	0-0	0-0	1	3	4	4	0	0	1	0	0	19
vs. San Diego State	* 2-6	0-0	3-4	2	5	7	3	7	2	0	0	0	17
vs. Saint Mary's	* 5-6	0-0	0-0	0	9	9	0	10	0	2	3	0	24
at Marquette	* 4-6	0-0	0-0	1	1	2	1	8	2	1	1	0	20
WINTHROP	* 5-8	0-0	0-0	1	5	6	2	10	0	1	0	1	24
at Massachusetts	* 0-2	0-0	2-2	0	0	0	1	2	1	0	1	0	11
GA. TECH	* 4-5	0-1	1-2	1	4	5	1	9	1	1	1	2	25
TEMPLE	* 3-9	0-0	0-0	2	6	8	0	8	1	1	0	1	20
at Kentucky	* 6-7	0-0	1-3	3	3	6	4	13	0	4	0	0	28
OLE MISS	* 6-8	0-0	2-4	3	5	8	2	14	0	1	0	0	25
ALABAMA	* 3-5	0-0	2-2	2	6	8	3	8	0	3	3	1	27
at Missouri	* 3-5	0-0	0-0	0	4	4	1	6	0	3	2	0	23
S. CAROLINA	* 1-3	0-0	1-3	1	9	10	2	3	1	1	3	0	30
at LSU	* 5-5	0-0	1-3	1	1	2	2	11	0	2	0	0	30
at Auburn	* 3-8	0-0	0-0	6	0	6	2	6	0	3	1	1	26
ARKANSAS	* 2-6	0-0	1-2	1	4	5	2	5	3	2	1	0	22
at Kansas State	* 5-7	0-0	0-0	2	6	8	1	10	0	1	1	0	28
FLORIDA	* 2-4	0-0	0-1	0	2	2	0	4	1	0	0	0	16
at Miss. State	* 1-2	0-0	1-2	0	0	0	2	3	0	0	0	0	10
at Vanderbilt	7-10	0-0	2-2	2	1	3	1	16	0	1	0	0	24
AUBURN	0-0	0-0	0-0	1	4	5	0	0	2	1	0	0	15
at Florida	5-7	0-0	0-3	3	7	10	4	10	1	1	1	0	22
TENNESSEE	6-7	0-0	4-7	5	6	11	3	16	0	0	0	0	27
at S. Carolina	1-4	0-0	0-0	3	5	8	4	2	0	0	2	0	21
LSU	* 4-7	0-0	2-6	4	6	10	2	10	1	0	0	1	30
TEXAS A&M	* 4-7	0-0	0-0	2	5	7	2	8	1	0	2	0	28
at Tennessee	* 1-3	0-0	1-3	1	6	7	3	3	1	0	1	0	16

PERSONAL:

- ♦ Born on March 28, 1997 in Lagos, Nigeria, Derek is majoring in Marketing.
- ♦ Born in Nigeria and lived - in succession - in London, Sweden, Maryland, Nigeria, Maryland and Canada before attending Pebblebrook for two years.

▶ OVERALL CAREER STATISTICS

	GP-GS	MP-Avg.	FGs	Pct.	3FGs	Pct.	FTs	Pct.	O+R=Tot.-Avg.	PF-D	A	TO	BL	ST	Pts.-Avg.
2015-16	29-15	435-15.0	50-106	.472	0-0	.000	17-36	.472	54+98=152-5.2	50-1	13	34	23	3	117-4.0
2016-17	34-33	788-23.2	101-178	.567	0-0	.000	38-66	.576	78+181=259-7.6	93-4	21	43	39	12	240-7.1
2017-18	30-25	665-22.2	97-159	.610	0-1	.000	25-53	.472	51+129=180-6.0	57-0	19	36	27	11	219-7.3
TOTALS	93-73	1888-20.3	248-443	.560	0-1	.000	80-155	.516	183+408=591-6.4	200-5	53	113	89	26	576-6.2

▶ SEC CAREER STATISTICS




	GP-GS	MP-Avg.	FGs	Pct.	3FGs	Pct.	FTs	Pct.	O+R=Tot.-Avg.	PF-D	A	TO	BL	ST	Pts.-Avg.
2015-16	18-10	306-17.0	35-73	.479	0-0	.000	14-28	.500	39+68=107-5.9	35-1	8	27	16	1	84-4.7
2016-17	18-17	478-26.6	53-98	.541	0-0	.000	24-41	.585	41+109=150-8.3	53-3	7	23	19	8	130-7.2
2017-18	18-13	420-23.3	60-98	.612	0-0	.000	18-41	.439	38+74=112-6.2	39-0	11	24	16	3	138-7.7
TOTALS	54-40	1204-22.3	148-269	.550	0-0	.000	56-110	.509	118+251=369-6.8	127-4	26	74	51	12	352-6.5

MISCELLANEOUS STATS

	SEA.	CAR.
DOUBLE-DIGIT POINTS:	9	18
DOUBLE-DIGIT REBOUNDS:	3	16
DOUBLE-DOUBLES:	2	5

SEASON HIGHS

CAREER HIGHS

POINTS	BOARDS	ASSISTS	BLOCKS	STEALS	MINUTES		POINTS	BOARDS	ASSISTS	BLOCKS	STEALS	MINUTES
17 San Diego State (11/24/17)	6 LSU (1/16/18)	8 Two times, last Tennessee-2	1 Five times, last Arkansas	4 Alabama (1/6/18)	45 Arkansas (1/23/18)	 JACKSON	17 San Diego State (11/24/17)	6 LSU (1/16/18)	8 Two times, last Tennessee-2	2 Robert Morris (12/29/15)	4 Alabama (1/6/18)	45 Arkansas (1/23/18)
30 Temple (12/22/17)	15 Arkansas (1/23/18)	3 Six times, last Arkansas	6 LSU (2/24/18)	2 Three times, last S. Carolina-1	46 Arkansas (1/23/18)	 MATEN	33 Belmont (3/16/16)	15 Two times, last Arkansas	5 Kentucky (1/31/17)	6 Three times, last LSU-2	3 Alabama (1/25/17)	46 Arkansas (1/23/18)
12 Ole Miss (1/3/18)	6 Alabama (1/6/18)	2 Four times, last Missouri	2 Temple (12/22/17)	3 Temple (12/22/17)	28 Ole Miss (1/3/18)	 HARRIS	12 Two times, last Ole Miss	6 Alabama (1/6/18)	5 Ga. Tech (12/20/16)	2 Two times, last Temple	3 Two times, last Temple	36 Florida (1/14/17)
18 Ole Miss (1/3/18)	11 Ole Miss (1/3/18)	3 Eight times, last Texas A&M	2 Arkansas (1/23/18)	2 Two times, last Tennessee-1	44 Arkansas (1/23/18)	 PARKER	18 Ole Miss (1/3/18)	11 Two times, last Ole Miss	5 G. Washington (11/21/16)	2 Arkansas (1/23/18)	3 Gardner-Webb (12/19/13)	44 Arkansas (1/23/18)
17 Saint Mary's (11/26/17)	5 Florida (2/14/18)	5 Florida (2/14/18)	1 Two times, last Miss. State	2 Three times, last LSU-2	31 Miss. State (2/3/18)	 CRUMP	17 Saint Mary's (11/26/17)	5 Florida (2/14/18)	5 Florida (2/14/18)	1 Two times, last Miss. State	2 Three times, last LSU-2	31 Miss. State (2/3/18)
12 Two times, last Miss. State	5 Bryant (11/10/17)	1 Five times, last Florida-2	1 Florida (2/14/18)	2 Vanderbilt (2/7/18)	23 Florida (2/14/18)	 DIATTA	12 Two times, last Miss. State	6 Gardner-Webb (12/19/13)	3 Two times, last Texas in '17	1 Five times, last Florida-2	2 Two times, last Vanderbilt	27 Missouri (1/7/17)
11 Texas A&M (2/28/18)	5 Texas A&M (2/28/18)	4 Texas A&M (2/28/18)	1 Two times, last Texas A&M	2 LSU (1/16/18)	27 LSU (1/16/18)	 HIGHTOWER	11 Texas A&M (2/28/18)	5 Texas A&M (2/28/18)	4 Texas A&M (2/28/18)	1 Two times, last Texas A&M	2 LSU (1/16/18)	27 LSU (1/16/18)
-	1 Bryant (11/10/17)	-	-	-	3 Bryant (11/10/17)	 HARRISON	4 Arkansas-L.R. (2/21/15)	5 Arkansas St. (1/24/15)	1 Two times, last Ark.-L.R. in '15	1 Three times, last Ark.-L.R. in '15	3 Two times, last Reinhardt in '15	13 Ga. State (2/28/15)
5 Three times, last Arkansas	4 Bryant (11/10/17)	5 USC Upstate (11/14/17)	1 Four times, last Alabama	1 Four times, last San Diego State	22 USC Upstate (11/14/17)	 WILRIDGE	8 Two times, last LSU in '17	8 High Point (11/25/15)	5 USC Upstate (11/14/17)	2 Five times, last Auburn in '17	2 Kansas St. (12/4/15)	36 Alabama (2/23/17)
21 LSU (2/24/18)	12 Cal St. Fullerton (11/23/17)	5 Saint Mary's (11/26/17)	2 Florida (2/14/18)	3 Marquette (12/2/17)	36 Three times, last Tennessee-2	 HAMMONDS	21 LSU (2/24/18)	12 Cal St. Fullerton (11/23/17)	5 Saint Mary's (11/26/17)	2 Florida (2/14/18)	3 Marquette (12/2/17)	36 Three times, last Tennessee-2
1 Bryant (11/10/17)	4 Bryant (11/10/17)	-	-	1 Bryant (11/10/17)	6 Bryant (11/10/17)	 O'NEILL	1 Bryant (11/10/17)	4 Bryant (11/10/17)	-	-	1 Bryant (11/10/17)	6 Bryant (11/10/17)
3 Two times, last Auburn-1	2 Bryant (11/10/17)	-	1 Bryant (11/10/17)	-	9 Bryant (11/10/17)	 KANTE	3 Two times, last Auburn-1	2 Bryant (11/10/17)	-	1 Bryant (11/10/17)	-	9 Bryant (11/10/17)
11 Winthrop (12/5/17)	7 USC Upstate (11/14/17)	2 Winthrop (12/5/17)	2 Texas A&M-CC (11/19/17)	2 Texas A&M-CC (11/19/17)	23 Two times, last Massachusetts	 EDWARDS	14 Oakland (11/30/15)	8 Three times, last Morehouse in '17	3 Morehouse (11/30/16)	3 Clemson (12/22/15)	2 Two times, last Texas A&M-CC	34 Kentucky (2/18/17)
14 Temple (12/22/17)	9 Temple (12/22/17)	1 Five times, last Tennessee-2	3 Four times, last Texas A&M	1 Five times, last Tennessee-2	27 Arkansas (1/23/18)	 CLAXTON	14 Temple (12/22/17)	9 Temple (12/22/17)	1 Five times, last Tennessee-2	3 Four times, last Texas A&M	1 Five times, last Tennessee-2	27 Arkansas (1/23/18)
16 Two times, last Tennessee-1	11 Tennessee (2/17/18)	3 Arkansas (1/23/18)	3 Three times, last S. Carolina	2 Three times, last Ga. Tech	30 Two times, last LSU-1	 OGBEIDE	18 Kentucky (1/31/17)	15 Two times, last Auburn in '17	3 Three times, last Arkansas	6 Louisiana (12/14/16)	2 Four times, last Ga. Tech	35 Kentucky (1/31/17)

► 2017-18 GEORGIA ROSTER

NO.	NAME	HT.	WT.	POS.	CL.-EXP.	HOMETOWN / PREVIOUS SCHOOL
0	William Jackson II	6-4	185	G	Jr.-2L	Athens, Ga. / Athens Christian School
1	Yante Maten	6-8	243	F	Sr.-3L	Pontiac, Mich. / Bloomfield Hills High School
2	Jordan Harris	6-4	190	G	So.-1L	Iron City, Ga. / Seminole County High School
3	Juwan Parker	6-4	205	G	RSr.-3L	Tulsa, Okla. / Booker T. Washington High School
4	Tyree Crump	6-1	182	G	So.-1L	Bainbridge, Ga. / Bainbridge High School
5	Pape Diatta	6-7	220	F	Sr.-1L	Dakar, Senegal / College of Southern Idaho
10	Teshaun Hightower	6-4	180	G	Fr.-HS	Lithonia, Ga. / Mt. Zion (Md.) Prep School
11	Christian Harrison	6-4	200	G	RJr.-SQ	Atlanta, Ga. / Tr.-Troy
13	E'Torrion Wilridge	6-6	220	F	Jr.-2L	Beaumont, Texas / Central Medical Magnet High School
20	Rayshaun Hammonds	6-8	227	F	Fr.-HS	Norcross, Ga. / Norcross High School
24	Connor O'Neill	6-6	220	F	Jr.-2L	Roswell, Ga. / Tilton (N.H.) School
30	Isaac Kante	6-8	236	F	Fr.-HS	Brooklyn, N.Y. / Putnam (Conn.) Science Academy
32	Mike Edwards	6-9	225	F	Jr.-2L	Westland, Mich. / John Glenn High School
33	Nicolas Claxton	6-11	215	F	Fr.-HS	Greenville, S.C. / Legacy Charter School
34	Derek Ogbeide	6-8	245	F	Jr.-2L	Atlanta, Ga. / Pebblebrook High School

Head Coach: Mark Fox (Eastern New Mexico '91)

Associate Head Coach: Philip Pearson (Alabama '93)

Assistant Coaches: Jonas Hayes (Georgia '04); David Carter (Saint Mary's '89)

Basketball Operations: Kent Davison (Sterling '72); Matt Bucklin (Georgia '12)

Strength & Conditioning: Sean Hayes (Springfield '96)

Athletic trainer: Mathew Griffin (Georgia '08)

► 2017-18 GEORGIA SPOTTER'S CHART



Mark Fox
Head Coach
9th Season



0 William Jackson II
6-4 / 185 / Jr. / G
Athens, Ga.



1 Yante Maten
6-8 / 243 / Sr. / F
Pontiac, Mich.



2 Jordan Harris
6-4 / 190 / Soph. / G
Iron City, Ga.



3 Juwan Parker
6-4 / 205 / R-Sr. / G
Tulsa, Okla.



4 Tyree Crump
6-1 / 182 / Soph. / G
Bainbridge, Ga.



5 Pape Diatta
6-7 / 220 / Sr. / F
Dakar, Senegal



10 Teshaun Hightower
6-4 / 180 / Fr. / G
Lithonia, Ga.



11 Christian Harrison
6-4 / 200 / R-Jr. / G
Atlanta, Ga.



13 E'Torrion Wilridge
6-6 / 220 / Jr. / F
Beaumont, Texas



20 Rayshaun Hammonds
6-8 / 227 / Fr. / F
Norcross, Ga.



24 Connor O'Neill
6-6 / 220 / Jr. / F
Roswell, Ga.



30 Isaac Kante
6-8 / 236 / Fr. / F
Brooklyn, N.Y.



32 Mike Edwards
6-9 / 225 / Jr. / F
Westland, Mich.



33 Nicolas Claxton
6-11 / 215 / Fr. / F
Greenville, S.C.



34 Derek Ogbeide
6-8 / 245 / Jr. / F
Atlanta, Ga.



Philip Pearson
Associate Head Coach
9th Season



Jonas Hayes
Assistant Coach
6th Season



David Carter
Assistant Coach
1st Season



Kent Davison
Dir. of Basketball Ops
9th Season



Matt Bucklin
Operations Coord.
6th Season

PRO-NUN-SEE-Ā-SHUN GUY'D

- 1 **YANTE** (Yahn-tay) **MATEN** (May-tin)
- 3 **JUWAN** (Jah-wahn) **Parker**
- 4 **TYREE** (Tie-ree) **Crump**
- 5 **PAPE** (Pop) **DIATTA** (G-ah-tuh)
- 10 **TESHAUN** (Tee-shawn) **Hightower**
- 13 **E'TORRION** (Ee-tore-ee-un) **Wilridge**
- 30 **ISAAC KANTE** (Kahn-tay)
- 34 **Derek OGBEIDE** (Owhg-BAY-DAY)