



2012-13 CORNELL MEN'S BASKETBALL Game Notes

FOLLOW BIG RED MEN'S BASKETBALL

World Wide Web www.CornellBigRed.com
 Facebook www.Facebook.com/cornellathletics
 Twitter www.Twitter.com/cornellsports
 YouTube www.YouTube.com/cornellathletics
 Live Stats (Home Games) www.sidearmstats.com/cornell/mbball/
 Live Video (Home Games) www.CornellBigRed.com/showcase
 Live Audio (All Games) www.CornellBigRed.com/showcase

CORNELL COACHING STAFF

HEAD COACH BILL COURTNEY

Cornell head coach Bill Courtney is in his third season at Cornell (26-39, 400; 13-15 Ivy, 464) ... Courtney became the fifth Robert E. Gallagher '44 Coach of Men's Basketball at Cornell on April 23, 2010.

ASSISTANT COACHES Marlon Sears (Newman '01)
 Mike Blaine (Johns Hopkins '03)
 Arlen Galloway (Kenyon '06)

VIDEO COORDINATOR James Huggins
 ATHLETIC TRAINER Marc Chamberlain
 STRENGTH COACH Tom Howley

CORNELL ATHLETIC COMMUNICATIONS

DIRECTOR (MBKB CONTACT) Jeremy Hartigan
 E-MAIL jh295@cornell.edu
 OFFICE PHONE (607) 255-9788
 ASSOCIATE DIRECTOR Julie Greco
 ASSISTANT DIRECTOR - CONTENT MANAGER Brandon Thomas
 ASSISTANT DIRECTOR - MULTIMEDIA COORDINATOR Evan Drexler
 ACCOUNTS REPRESENTATIVE Marlene Crockford
 Web Site www.CornellBigRed.com
 Facebook www.Facebook.com/cornellathletics
 Twitter www.twitter.com/cornellsports
 YouTube www.youtube.com/cornellathletics

2012-13 SCHEDULE & RESULTS

NOVEMBER

10 WESTERN MICHIGAN W, 63-55
 14 ST. BONAVENTURE (NBC Sports Network) L, 68-72
 16 SAINT PETER'S L, 64-68
 18 @ at #22/20 Wisconsin (ESPN3.com) L, 40-73
 20 @ at Arizona State (Pac 12 Network) L, 53-64
 23 # vs. Presbyterian W, 89-55
 24 # vs. Longwood W, 84-78
 28 STONY BROOK L, 56-74

DECEMBER

1 COLGATE W, 70-63
 17 at Vanderbilt (ESPN) 8:00 p.m. CT
 19 at #2/2 Duke (ESPN) 7:00 p.m.
 22 at Boston University 1:00 p.m.
 28 at St. Francis (Pa.) 7:00 p.m.
 30 at Binghamton (TW Cable) 2:00 p.m.

JANUARY

2 BUCKNELL 7:00 p.m.
 6 at American 2:00 p.m.
 12 SUNY-OLD WESTBURY 2:00 p.m.
 19 * COLUMBIA (NBC Sports Network) 3:00 p.m.
 26 * at Columbia 7:00 p.m.

FEBRUARY

1 * at Princeton 7:00 p.m.
 2 * at Penn 7:00 p.m.
 8 * HARVARD 7:00 p.m.
 9 * DARTMOUTH 7:00 p.m.
 15 * at Yale 7:00 p.m.
 16 * at Brown 6:00 p.m.
 22 * PENN 7:00 p.m.
 23 * PRINCETON 7:00 p.m.

MARCH

1 * BROWN 7:00 p.m.
 2 * YALE 7:00 p.m.
 8 * at Dartmouth 7:00 p.m.
 9 * at Harvard (NBC Sports Network) 5:30 p.m.

@ - 2012 Continental Tire Las Vegas Invitational (campus sites)
 # - 2012 Continental Tire Las Vegas Invitational (Las Vegas, Nev.)
 * - Ivy League game
 Home games in **BOLD CAPS**



CORNELL BIG RED (4-5, 0-0 Ivy) AT VANDERBILT COMMODORES (4-4, 0-0 SEC)

DEC. 17, 2012 • 8:00 P.M. CT • NASHVILLE, TENN. • MEMORIAL GYMNASIUM (14,316)

TV: ESPN • RADIO: HITS 103.3 FM (BARRY LEONARD) • LIVE VIDEO: N/A • LIVE STATS: VUCommodores.com
 VANDERBILT LEADS THE ALL-TIME SERIES 2-0 • VANDERBILT WON LAST MEETING 95-79 (DEC. 29, 1987 IN NASHVILLE, TENN.)

CORNELL BIG RED (4-5, 0-0 Ivy) AT #2 DUKE BLUE DEVILS (9-0, 0-0 ACC)

DEC. 19, 2012 • 7:00 P.M. • DURHAM, N.C. • CAMERON INDOOR STADIUM (9,314)

TV: ESPN • RADIO: HITS 103.3 FM (BARRY LEONARD) • LIVE VIDEO: N/A • LIVE STATS: GoDuke.com
 DUKE LEADS THE ALL-TIME SERIES 4-0 • DUKE WON LAST MEETING 81-67 (JAN. 6, 2008 IN DURHAM, N.C.)

STORY LINES: The Cornell men's basketball team returns from exam break to face a pair of stiff challenges in front of national television audiences when it visits Vanderbilt and No. 2 Duke. The Big Red will battle the Commodores on Monday, Dec. 17 at 8 p.m. CT, when heads to Durham, N.C. to face the nationally-ranked Blue Devils on Wednesday, Dec. 19 at 7 p.m. Both games will be televised by ESPN.

After a 16-day break for final exams, preparations have begun in earnest for Cornell's chase for a fourth Ivy League title in the last six years. Two weeks of practice without a game have allowed head coach Bill Courtney to help the Big Red return to its preseason identity after the team started out 1-4. A wide open Ivy race begins in January, but Cornell still has eight non-conference games remaining to work out the kinks. Two of its toughest remaining challenges await after the long exam break.

At 4-5, Cornell may have turned a corner, winning three of its previous four games prior to the break. Included was a championship of the 2012 Continental Tire Las Vegas Invitational Upper Division and a victory over Central New York rival Colgate. The Big Red offense has come alive over its last three wins, averaging 81.0 points while shooting .497 from the floor with six players averaging between 8.7 and 14.7 points per game. Cornell's defense has been playing at a high level over the team's first nine games, ranking among the national leaders in defending against the 3-point shot (.302, 6.1 per game) while surrendering just 67.1 points per outing.

Cornell has just one player averaging double figures, though seven players are averaging 5.7 ppg. or better. With its top three scorers freshmen or sophomores, the Big Red has gone through some understandable growing pains on the offensive end, but players like reigning Ivy League Rookie of the Year Shonn Miller (10.0 ppg., 7.4 rpg., 2.1 spg., 1.9 bpg.), sophomore classmates Galal Cancer (5.7 ppg., 2.8 rpg., 2.6 apg.) and Devin Cherry (8.2 ppg., 2.7 rpg.) and freshman Nolan Cressler (9.0 ppg., 3.6 rpg.) join seniors Errick Peck (7.4 ppg., 4.8 rpg.), Johnathan Gray (7.3 ppg., 2.7 rpg.) and Eitan Chemerinski (7.9 ppg., 3.7 rpg.) in forming a solid nucleus.

A WIN OVER VANDERBILT WOULD:


- make the Big Red to 5-5 on the season.
- give Cornell its first win over Vanderbilt in program history.
- improve Cornell's record to 4-9 all-time vs. Southeastern Conference opponents.
- be the 1,201st in program history (1,200-1,313 in 114 seasons).

ABOUT VANDERBILT: After a nine-day break without a contest, the Commodores improved to 4-4 on the season with a convincing 71-46 victory against Alabama A&M on Saturday. Vanderbilt was led by Kedren Johnson's 19 points -- including 12 in the second half -- in the win over the Bulldogs. Its last game, played on Dec. 6 at Xavier, was a 66-64 overtime win in comeback fashion in front of more than 10,000 fans. Johnson leads the team in scoring (17.3 ppg.), steals (2.0 spg.) and is tied for the team lead in blocks (0.7 bpg.), while Kyle Fuller is also averaging double figures (12.5 ppg.). Opponents are shooting nearly 43 percent from the field against a Vanderbilt team that lost its top six players from last season's SEC Tournament championship team. With only two returning upperclassmen, head coach Kevin Stallings is rebuilding with a roster that includes six sophomores and five freshmen.

THE CORNELL-VANDERBILT SERIES: The Commodores have won the only two previous meetings between the programs dating back to the first meeting during the 1971-72 season, a 101-80 Vanderbilt win. The two teams last met on Dec. 29, 1987 in the finals of the Music City Classic. The Commodores won that meeting, 95-79.


CORNELL VS. THE SOUTHEASTERN CONFERENCE: Cornell is 3-9 all-time against current members of the Southeastern Conference, including 0-2 against Vanderbilt. The Big Red has also faced Alabama (1-1), Arkansas (1-0), Georgia (0-1), Kentucky (1-1), Louisiana State (0-3) and South Carolina (0-1). Cornell has never squared off with Auburn, Florida, Mississippi, Mississippi State or Tennessee. The last win over an SEC team by the Big Red came in the 2009-10 season opener, a 71-67 win at Alabama. That season saw the Big Red open the season with a win over an SEC team and closed with a loss to top-seeded Kentucky in the NCAA Sweet 16.

Cornell Projected Starting Lineup




#1 • G • So. • 6-2 • 178

MILES ASAFO-ADJEI
 2.7 PPG.
 2.9 APG.
 1.9 RPG.
 22.7 MPG.




#3 • G • Fr. • 6-4 • 198

NOLAN CRESSLER
 9.0 PPG.
 3.6 RPG.
 1.0 APG.
 .425 3PT%




#23 • G • Sr. • 6-3 • 184

JOHNATHAN GRAY
 7.3 PPG.
 2.7 RPG.
 1.1 APG.
 1.6 3PT FG%



#34 • F • Sr. • 6-9 • 210

JOSH FIGINI
 4.2 PPG.
 2.2 RPG.
 0.6 BPG.
 0.7 SPG.



#32 • F • So. • 6-7 • 210

SHONN MILLER
 10.0 PPG.
 7.4 RPG.
 2.1 SPG.
 1.9 BPG.

Are Cornell Basketball Players on Scholarship?

The easy answer is no. Cornell student-athletes are awarded need-based financial aid, just as any other student who applies to the school. That package can come in the form of student loans and grants. The basic intent of the original Ivy League agreement of 1954 was to improve and foster intercollegiate athletics while keeping the emphasis on such competition in harmony with the educational purpose of the institutions. The Ivy League is nationally recognized for its level of success — absent of athletic scholarships — while rigorously maintaining its self-imposed high academic standards. The Ivy League has demonstrated a rare willingness and ability, given the current national pressures on intercollegiate success, to abide by these rules and still compete successfully in Division I athletics.

Practice Interviews/Coverage

All interviews with Coach Bill Courtney and players must be requested in advance through the Athletic Communications Office. The coach and players are available for interviews before practices by appointment only, so as not to interfere with academic or practice schedules.

Postgame Interviews

Coach Bill Courtney and selected players will be available after the required 10-minute "cooling-off" period after each game. The Big Red locker room is closed.

Radio

All of the Big Red's games in 2012-13 are carried live on HITS 103.3 FM in the Ithaca area and on the internet at www.CornellBigRed.com. Barry Leonard returns for his 21st season in the booth and 13th season in the play-by-play chair, while Eric Taylor '05 is back to provide the color commentary for a second season.

RedCast

You can watch live or on-demand video in High Definition of Cornell's home basketball games and listen to every Big Red contest with a subscription to RedCast. Cornell also broadcasts home games for football, sprint football, women's basketball, men's and women's ice hockey, wrestling and men's and women's lacrosse. For more information, visit <http://www.CornellBigRed.com/showcase>

Live Stats

Cornell will use SIDEARM Live Stats for each of the Big Red's home games in 2012-13. Visit www.sidearmstats.com/cornell/mbball/ for all of the official statistics.

Social Media

You can follow the team on YouTube, Facebook and Twitter. Highlights, interviews and features on all 36 of Cornell's varsity sports can be found at www.youtube.com/cornellathletics, www.facebook.com/cornellathletics or www.twitter.com/cornellsports

Historical Men's Basketball Information

For Cornell men's basketball historical information, including year by year results, records and honors, visit the athletic department's official website or scan the QR code to view the information from your smart phone or tablet.



ABOUT DUKE: Duke brings a perfect 9-0 record into its matchup with the Big Red and is coming off an 11-day break for finals since its 90-67 demolition of Temple. Included were wins over top five squads Ohio State, Louisville and Kentucky, as well as VCU, Minnesota and the Owls. The Blue Devils have relied on six players, all of whom average more than 21 minutes per game. Five average double figures in scoring, with All-America candidates Mason Plumlee (19.2 ppg., 11.3 rpg.) and Seth Curry (16.1 ppg.) leading the way. The Blue Devils are shooting a healthy 48 percent from the floor and 40 percent from beyond the arc while limiting opponents to 38 percent overall and 31 percent from beyond the arc. Eighth-time national coach of the Year Mike Krzyzewski has led the Blue Devils to four national titles and 11 Final Four appearances in his 31 seasons on the sidelines.

THE CORNELL-DUKE SERIES: Cornell and Duke will be meeting for the fifth time in program history, with the Blue Devils winning all four previous meetings. Duke has won the four games by an average of 28.3 points per game, though the Big Red gave the Blue Devils a run for their money the last time they met, an 81-67 Duke victory on Jan. 6, 2008. That would be Cornell's last loss that season until the NCAA tournament, as the Big Red ripped off 16 straight victories en route to its first Ivy League title in 20 years.

CORNELL VS. THE ATLANTIC COAST CONFERENCE: The Big Red is 1-24 against current members of the Atlantic Coast Conference, including 0-4 against Duke. The Big Red has faced Boston College (0-3), Clemson (0-2), Georgia Tech (0-3), Maryland (0-2), Miami (FL) (0-1), North Carolina (0-3), North Carolina State (0-5) and Wake Forest (1-1). Cornell has never faced Florida State, Virginia or Virginia Tech. This game is the only scheduled meeting between the Big Red and an ACC team this year. The lone win over Wake Forest came during the 1951-52 season, a 58-51 victory on the road. Since then, the Big Red has lost 24 consecutive games to current members of the ACC by an average margin of 23.8 points per game. Only five of those 24 games have been decided by single digits.

THE STREAKS

- Cornell is 97-60 (.618) in the last five seasons.
- The Big Red is 51-19 (.729) in its last 70 Ivy League contests over the last six years.
- Cornell is 58-15 (.795) over its last 72 home games, including 53-14 (.791) in the last six years.
- In non-conference games, the Big Red is 46-41 (.529) over the last five seasons.

TALL IVY: Dating back to the 2004-05 season (nine years), Cornell's 76-36 record is the best among Ivy League teams in conference action. Penn is second at 75-37, followed by Princeton and Yale, each tied at 62-50. Rounding out the field is Harvard (50-52), Columbia (43-69), Brown (42-70) and Dartmouth (28-84). Going back to the 2006-07 campaign, the Big Red is a full 10 games better than anyone else in the league with its 60-24 mark. Penn is second (50-34), followed by Yale and Harvard (48-36), Princeton (46-38), Columbia (36-48), Brown (31-53) and Dartmouth (17-67).

2012-13 IVY LEAGUE STANDINGS

(as of Dec. 13)		Ivy		Overall	
School	W - L	Pct.	W - L	Pct.	
Columbia	0 - 0	.000	5 - 4	.556	
Harvard	0 - 0	.000	5 - 4	.556	
Cornell	0 - 0	.000	4 - 5	.444	
Brown	0 - 0	.000	3 - 5	.375	
Princeton	0 - 0	.000	3 - 5	.375	
Yale	0 - 0	.000	3 - 7	.300	
Dartmouth	0 - 0	.000	2 - 6	.250	
Penn	0 - 0	.000	2 - 7	.222	

IVY LEAGUE SCHEDULE/RESULTS:

Tuesday, December 4

Harvard 79, Boston College 53
Elon 71, Dartmouth 49

Wednesday, December 5

Yale 64, Bryant 62

Friday, December 7

Connecticut 57, Harvard 49

Saturday, December 8

New Hampshire 64, Yale 56
Drexel 64, Princeton 57
Holy Cross 67, Dartmouth 56
Notre Dame 84, Brown 57
Villanova 68, Penn 55

Sunday, December 9

Columbia 54, American 42

Tuesday, December 11

Harvard 65, Boston University 64

Wednesday, December 12

Vermont 52, Dartmouth 50

Saturday, December 15

Princeton at Fordham, 2:30 p.m.
Dartmouth at Arizona State, 3 p.m.

Monday, December 17

Cornell at Vanderbilt, 8 p.m.

Tuesday, December 18

Albertus Magnus at Yale, 7 p.m.

Wednesday, December 19

Cornell at Duke, 7 p.m.

2012-13 Cornell Men's Basketball Roster

No.	Name	Pos.	Cl.	Ht.	Wt.	Hometown/Last School
1	* Galal Cancer (juh-LAHL)	G	So.	6-2	180	Albany, N.Y./Christian Brothers Academy
3	Nolan Cressler	G	Fr.	6-4	198	Pittsburgh, Pa./Plum HS
4	* Dave LaMore	F/C	So.	6-10	225	Whitmore Lake, Mich./Dexter HS
11	Robert Mischler	G	Fr.	6-3	183	Mishawaka, Ind./Marian HS
12	* Dominick Scelfo (SELL-foe)	G	Jr.	6-1	185	New Orleans, La./Jesuit HS
13	** Erick Peck	F	Sr.	6-6	223	Indianapolis, Ind./Cathedral HS
15	Braxton Bunce	C	Fr.	6-11	250	Kelowna, B.C./Kelowna Secondary School
20	* Jake Matthews	G	Jr.	6-2	160	Greensburg, Pa./Greensburg Salem HS
21	*** Peter McMillan	F	Sr.	6-7	210	Brentwood, Calif./Northfield Mt. Hermon School
22	*** Miles Asafo-Adjei (uh-SOFF-oh ahh-JAY)	G	Sr.	6-1	168	Nashville, Tenn./The Ensworth School
23	** Johnathan Gray	G	Sr.	6-3	182	Tampa, Fla./Berkeley Preparatory HS
24	* Devin Cherry	G	So.	6-3	185	Meridian, Miss./Meridian HS
25	Jamal Cherry	G	Jr.	6-4	198	Tampa, Fla./Tampa Preparatory School
30	Holt Harmon	F	Fr.	6-9	220	Plano, Texas/Plano West HS
32	* Shonn Miller	F	So.	6-6	210	Cleveland, Ohio/St. Ignatius HS
33	* Dwight Tarwater	F	Jr.	6-6	230	Knoxville, Tenn./The Webb School
34	*** Josh Figini (fuh-JHEE-knee)	F	Sr.	6-9	210	Chisago Lakes, Minn./Chisago Lakes HS
35	Nenad Tomic (TOE-mitch)	F	So.	6-7	220	North Royalton, Ohio/North Royalton HS
50	* Deion Giddens	F/C	So.	6-9	202	Surprise, Ariz./Willow Canyon HS
55	*** Eitan Chemerinski (A-tahn CHEMM-err-inn-ski)	F	Sr.	6-8	223	Potomac, Md./Charles E. Smith Jewish Day School

Head Coach: Bill Courtney (Bucknell '92), third season

Assistant Coaches: Marlon Sears (Newman '01), third season at Cornell; Mike Blaine (Johns Hopkins '03), third season at Cornell; Arlen Galloway (Kenyon '06), second season at Cornell

Athletic Trainer: Marc Chamberlain

Strength & Conditioning Coach: Jay Andress

RECORD BREAKDOWN

Current Streak	Won 1	
Current Home Streak	Won 1	
Current Road Streak	Lost 2	
Last win	70-63 vs. Colgate (12/1/2012)	
Last road win	69-63 at Brown (12/24/2012)	
Last loss	76-53 vs. Stony Brook (11/28/2012)	
Last road loss	64-53 at Arizona State (11/20/2012)	
Last overtime game	85-84 OT win vs. Yale (2/10/2012)	
Last overtime win	85-84 OT win vs. Yale (2/10/2012)	
2012-13 Courtney Era		
Overall	4-5	26-39
Home	2-3	18-12
Road	0-2	5-26
Neutral	2-0	3-1
Ivy League	0-0	13-15
Home	0-0	9-5
Away	0-0	4-10
In November	3-5	7-14
In December	1-0	4-8
In January	0-0	4-8
In February	0-0	8-8
In March	0-0	3-1
Lead at halftime	4-1	20-8
Tied at halftime	0-0	0-1
Trail at halftime	0-4	6-30
Leading with 5:00 remaining	4-0	21-2
Tied with 5:00 remaining	0-0	1-1
Trailing with 5:00 remaining	0-5	4-36
Leading with 1:00 remaining	4-0	24-4
Tied with 1:00 remaining	0-0	1-2
Trailing with 1:00 remaining	0-5	1-33
Cornell scores less than 60 points	0-3	0-17
Cornell scores 60+ points	4-2	26-22
Cornell scores 70+ points	3-0	18-2
Cornell scores 80+ points	2-0	9-0
Cornell scores 90+ points	0-0	2-0
Cornell scores 100+ points	0-0	0-0
Opponent scores less than 60 points	2-0	7-3
Opponent scores 60+ points	2-5	19-36
Opponent scores 70+ points	1-3	8-22
Opponent scores 80+ points	0-0	3-2
Opponent scores 90+ points	0-0	0-1
Opponent scores 100+ points	0-0	0-0
Outrebound its opponent	4-1	12-5
Get outrebounded	0-4	10-32
Rebounds are even	0-0	4-2
Shoot 50% or better	2-0	6-0
Shoot 40% or better	3-1	22-16
Shoot under 40%	0-4	3-23
Shoot better FG% than opponent	4-0	22-4
Shoot worse FG% than opponent	0-4	4-34
Opponent shoots 50% or better	0-1	4-9
Opponent shoots 40% or better	1-4	11-31
Opponent shoots under 40%	3-1	15-8
Shoot more free throws	3-2	14-6
Shoot less free throws	1-3	11-30
Shoot same no. of free throws	0-0	1-3
Shoot at least 70% from the line	2-3	12-20
Shoot at least 80% from the line	1-2	4-10
Shoot at least 90% from the line	0-0	1-4
Commit fewer turnovers	2-1	17-21
Commit equal/more turnovers	2-3	9-17
Committing less than 14 turnovers	2-1	21-23
Committing 14+ turnovers	2-4	5-16
Forcing less than 14 turnovers	0-1	10-16
Forcing 14+ turnovers	4-4	16-23
Credited with less than 14 assists	1-5	6-26
Credited with 14+ assists	3-0	20-13
Making less than 10 steals	3-5	23-30
Making 10+ steals	0-0	2-9
Blocking less than 5 shots	3-4	21-33
Blocking 5+ shots	1-1	5-6
Game is decided by 3 points or less	0-0	4-8
Game is decided by 9 points or less	3-2	17-24
Game is decided by 10+ points	1-3	9-15
CU places 3+ in double figures	4-2	24-17
CU places 4+ in double figures	2-2	11-5
CU places 5+ in double figures	2-0	4-0
Winning the opening tip	3-2	10-8
Overtime	0-0	4-1
Outscore opponents' bench	4-5	23-23
Television games	0-3	0-11
America East Conference	0-1	5-5
Atlantic 10 Conference (A-10)	0-1	0-3
Atlantic Coast Conference (ACC)	0-0	0-1
Big East Conference	0-0	0-2
Big South Conference	2-0	2-0
Big Ten Conference	0-1	0-4
Colonial Athletic Association (CAA)	0-0	1-1
Metro Atlantic Athletic Conference (MAAC)	0-1	0-1
Mid-American Conference (MAC)	1-0	1-2
Mid-Eastern Athletic Conference (MEAC)	0-0	0-0
Northeast Conference	0-0	0-0
Pacific 12 (Pac-12)	0-1	0-1
Patriot League	1-0	2-4
Southeastern Conference (SEC)	0-0	0-0
Southern Conference	0-0	1-0
Independent	0-0	0-0
Non-Division I	0-0	1-0

TEAM NOTES:

- Cornell's bench has outscored the opposing bench in each of the team's nine games this year.
- Opponents have been under 30 percent shooting from 3-point range in six of Cornell's nine games this season.
- Eight different players have reached double figures in scoring at least once in the team's first eight games.
- Over the last two seasons, Big Red non-conference opponents have hit just 127 3-pointers in 23 games (5.5 per game) on .282 shooting (127-of-451). Only three times in 22 games has a team shot better than 33 percent from beyond the arc. That trend continued so far this season, as Cornell opponents have made just 55 3-pointers (6.1 per game) on .302 shooting (55-of-182).
- Cornell's 34-point margin of victory in the 89-55 victory over Presbyterian was the largest in a game under head coach Bill Courtney and the largest by a Big Red team since topping Harvard 86-50 on Jan. 30, 2010.
- The Big Red dropped a 23-point contest to Stony Brook on Nov. 28, its largest margin of defeat for the Big Red at home in three seasons under head coach Bill Courtney. Its previous biggest loss was a 13-point defeat to Harvard (73-60) in 2011.
- The Big Red's .569 field goal percentage in the win over Presbyterian is the second-highest under head coach Bill Courtney, behind only a torrid .638 against Wofford (30-of-47) on Dec. 30, 2010.
- Cornell's 3-point season totals in the last five years represent the top five single-season marks in school history. The Big Red's 217 3-pointers a year ago ranks fifth on the chart. Prior to 2007-08, when the run began, Cornell had made more than 200 treys in a season just once.

INDIVIDUAL NOTES:

- Cornell is 3-1 since moving Josh Figini and Nolan Cressler into the starting lineup four games ago.
- Over his last four games, sophomore Shonn Miller is averaging 11.8 points, 7.8 rebounds, 2.0 steals and 1.3 blocks while shooting 52 percent from the field (15-of-29), 43 percent from 3-point range (3-of-7) and 82 percent from the free-throw line (14-of-17).
- Miller has three or more steals in five games this year and has blocked two or more shots in four contests.
- In Cornell's four wins this season, senior Errick Peck has averaged 10.5 points and 6.0 rebounds while shooting 47 percent from the floor. In its five losses, Peck is averaging 5.0 points and 3.8 assists while shooting 33 percent from the field.
- Freshman Nolan Cressler has made 17 3-pointers in nine games this season. He has hit multiple 3-pointers in six contests (17-of-32, .531) and has been shut out in three others (0-for-11, .000).
- With his 9-of-12 shooting effort against Longwood, senior Eitan Chernerinski jumped into first place on the school's career field goal percentage list. He surpassed the 100 field goals needed to join the list and is now at .617, ahead of all-time leader John McCord (.583).
- In his last four contests, Chernerinski is averaging 13.0 points on 20-of-28 shooting (.714).
- After turning the ball over eight times in the season's first three games, Chernerinski has just four turnovers in the last six games spanning 126 minutes of game action. He has missed just 12 of his 36 shots during that same span (67 percent).
- In the last eight games, sophomore Devin Cherry has posted 74 points (9.3 ppg.) after scoring a total of 40 points in the 2011-12 campaign, spanning 22 games played.
- Senior Miles Asafo-Adjei is averaging 6.0 points and 4.0 assists with a 2.7:1 assist-turnover ratio in the last two games, making 67 percent of his shots from the floor (6-of-9).
- After opening the year 2-of-20 from 3-point range in the first five games, senior Johnathan Gray then went 12-of-19 over the next four games (.632) before missing his final seven shots from beyond the arc against Colgate.
- Gray is averaging 11.5 points over his last four games after posting just 4.0 ppg. over the first five.

MISCELLANEOUS NOTES:

- Senior Johnathan Gray was a member of the U.S. Virgin Islands national team this summer, competing in the 2012 FIBA Centrobasket Championship from June 18-24 in Puerto Rico. He averaged 8.5 points, 2.2 rebounds and 1.8 assists while hitting 10-of-21 3-pointers (.476) from the international 3-point line to rank fourth on the team in scoring. The Virgin Islands team went 1-3 with a win over Costa Rica (92-64) behind Gray's 12 points and five assists.
- Gray is a former walk-on who served as team manager during the 2009-10 Sweet 16 season until midseason, when he joined the varsity roster during Christmas break.
- Junior forward Dwight Tarwater's brother, Davis, earned a gold medal in the 4x200 meter freestyle relay at the 2012 Olympic Summer Games in London, England. Dwight was there to see his brother, a three-time NCAA champion and 13-time All-American swimmer at Michigan. At the Olympics, Tarwater swam the third leg of the preliminary round of the 4x200. His time of 1:46.33 was a personal best, and the second fastest leg for Team USA, which turned in the fastest preliminary swim. His leg was the third fastest among all 64 swimmers in the prelims.
- Freshman center Braxton Bunce earned his second straight appearance on Team Canada's Under-18 national team this past summer, competing at the 2012 FIBA Americas Championship from June 16-20

SEASON & CAREER TOTALS

GAMES WITH 10+ POINTS2012-13CAREER	
Shonn Miller	5 14
Devin Cherry	5 6
Errick Peck	4 22
Johnathan Gray	4 20
Nolan Cressler	4 4
Eitan Chernerinski	3 9
Galal Cancer	3 8
Josh Figini	1 6
Miles Asafo-Adjei	0 1
Jake Matthews	0 1
Dwight Tarwater	0 1
GAMES WITH 20+ POINTS2012-13CAREER	
Nolan Cressler	1 1
Shonn Miller	1 1
Errick Peck	0 3
Johnathan Gray	0 2
GAMES WITH 10+ REBOUNDS2012-13CAREER	
Shonn Miller	2 7
Errick Peck	1 1
GAMES WITH 10+ ASSISTS2012-13CAREER	
None	
GAMES WITH 4+ STEALS2012-13CAREER	
Galal Cancer	0 1
Shonn Miller	0 1
Errick Peck	0 1
GAMES WITH 3+ BLOCKS2012-13CAREER	
Shonn Miller	3 9
Errick Peck	0 1
GAMES WITH 5+ 3-POINT FGs2012-13CAREER	
Johnathan Gray	1 2
Nolan Cressler	1 1
DOUBLE-DOUBLES2012-13CAREER	
Shonn Miller	2 5
Errick Peck	1 1
Johnathan Gray	0 1
TRIPLE-DOUBLES2012-13CAREER	
None	
DUNKS2012-13CAREER	
Shonn Miller	10 23
Errick Peck	3 16
Josh Figini	0 7
Dave LaMore	0 1

Games leading Cornell in scoring in 2012-13* ...
Devin Cherry (2), Johnathan Gray (2), Shonn Miller (2), Eitan Chernerinski (1), Nolan Cressler (1), Errick Peck (1).

Games leading Cornell in rebounding in 2012-13* ...
Shonn Miller (6), Eitan Chernerinski (2), Devin Cherry (1), Nolan Cressler (1), Errick Peck (1).

Games leading Cornell in assists in 2012-13* ...
Miles Asafo-Adjei (6), Galal Cancer (3), Miles Asafo-Adjei (1), Nolan Cressler (1).

Games leading Cornell in steals in 2012-13* ...
Shonn Miller (5), Eitan Chernerinski (2), Miles Asafo-Adjei (1), Galal Cancer (1), Devin Cherry (1), Nolan Cressler (1), Josh Figini (1), Johnathan Gray (1), Dwight Tarwater (1).

Games leading Cornell in blocks in 2012-13* ...
Shonn Miller (6), Josh Figini (2), Galal Cancer (1), Eitan Chernerinski (1), Johnathan Gray (1), Holt Harmon (1), Peter McMillan (1).

First sub in* ...
Errick Peck (6), Eitan Chernerinski (3), Galal Cancer (2), Miles Asafo-Adjei (1), Devin Cherry (1), Nolan Cressler (1), Josh Figini (1).

Consecutive Starts ...
Johnathan Gray (9), Shonn Miller (9), Miles Asafo-Adjei (6), Josh Figini (6), Nolan Cressler (4).

Consecutive Games Played ...
Eitan Chernerinski (48), Johnathan Gray (48), Galal Cancer (37), Shonn Miller (37), Miles Asafo-Adjei (14), Devin Cherry (9), Nolan Cressler (9), Josh Figini (9), Errick Peck (9).

* In case of a tie, all players are credited with the game-high.



Bill Courtney

THE ROBERT E. GALLAGHER '44 HEAD COACH

- Bill Courtney is in his third season as the Robert E. Gallagher '44 Head Coach of Cornell Men's Basketball.
- Became Cornell's 21st head coach in April of 2010.
- Took over a program that had lost four starters and eight seniors — including two All-Americans and three first-team All-Ivy picks — from the 2010 NCAA Sweet 16 squad.
- The 2010-11 team finished strong (6-3 over its last 9 games) to finish 10-18 overall.

- Second season saw marked improvement as the team moved to 12-16 overall and 7-7 in Ivy League play.
- Cornell went 10-3 record at Newman Arena with an overtime win over eventual Patriot League champion and NCAA tournament darling Lehigh.

THE COURTNEY FILE

PERSONAL

Family: wife Gina, sons Billy and Derek.

EDUCATION

Bucknell University, 1992 (B.A. in Education)

PLAYING EXPERIENCE

Bucknell University (Patriot League)

- Two-time first-team All-Patriot League.
- Scored 1,499 career points.
- Inducted into school's athletics Hall of Fame in 2007.

Philadelphia Spirit (USBL) - 1992

Milwaukee Bucks (NBA) - 1992 Summer League team

Hong Kong Basketball League - League MVP and 1993 Asian All-Star game MVP award

COACHING EXPERIENCE

Year	School	Position	Record	Conference Record (Finish)
1995-96	American (CAA)	Assistant Coach	12-15	8-8 (t-4th)
1996-97	Bowling Green (MAC)	Assistant Coach	22-10	13-5 (1st) MAC champ, NIT 1st Round
1997-98	George Mason (CAA)	Assistant Coach	9-18	6-10 (t-5th)
1998-99	George Mason (CAA)	Assistant Coach	19-11	13-3 (1st), CAA & Tourney champ, NCAA 1st Rd
1999-00	George Mason (CAA)	Assistant Coach	19-11	12-4 (t-1st), CAA champ
2000-01	George Mason (CAA)	Assistant Coach	18-12	11-5 (t-2nd), CAA Tourney champ, NCAA 1st Rd
2001-02	George Mason (CAA)	Assistant Coach	19-10	13-5 (2nd), NIT 1st Round
2002-03	George Mason (CAA)	Assistant Coach	16-12	11-7 (4th)
2003-04	George Mason (CAA)	Assistant Coach	23-10	12-6 (3rd), NIT 2nd Round
2004-05	George Mason (CAA)	Assistant Coach	16-13	10-8 (6th)
2005-06	Providence (Big East)	Assistant Coach	12-15	5-11 (13th)
2006-07	Virginia (ACC)	Assistant Coach	21-11	11-5 (t-1st), ACC co-champs, NCAA 2d Round
2007-08	Virginia (ACC)	Assistant Coach	17-16	5-11 (10th), CBI Semifinals
2008-09	Virginia (ACC)	Assistant Coach	10-18	4-12 (11th)
2009-10	Virginia Tech (ACC)	Assistant Coach	25-9	10-6 (t-3rd), NIT Quarters
2010-11	Cornell (Ivy)	Head Coach	10-18	6-8 (t-5th)
2011-12	Cornell (Ivy)	Head Coach	12-16	7-7 (5th)
2012-13	Cornell (Ivy)	Head Coach	4-5	
Totals as head coach			3rd season at COR 26-39	13-15

COURTNEY VS. ALL OPPONENTS

Opponent	W-L
Albany.....	2-0
Albright.....	1-0
American.....	0-1
Arizona State.....	0-1
Binghamton.....	1-1
Boston University.....	1-1
Brown.....	4-0
Bucknell.....	0-2
Buffalo.....	0-1
Colgate.....	1-0
Columbia.....	1-3
Dartmouth.....	3-1
Delaware.....	1-1
Duke.....	0-0
Harvard.....	0-4
Illinois.....	0-1
Lehigh.....	1-1
Longwood.....	1-0

Opponent	W-L
Maryland.....	0-1
Minnesota.....	0-1
New Hampshire.....	0-1
Penn.....	2-2
Penn State.....	0-1
Presbyterian.....	1-0
Princeton.....	1-3
St. Bonaventure.....	0-3
Saint Peter's.....	0-1
Seton Hall.....	0-1
Stony Brook.....	1-2
SUNY-Old Westbury.....	0-0
Syracuse.....	0-1
Vanderbilt.....	0-0
Western Michigan.....	1-0
Wisconsin.....	0-1
Wofford.....	1-0
Yale.....	2-2

- in Brazil. Canada went 4-1, with Bunce averaging 1.5 points, 2.0 rebounds and 1.5 assists in two contests,
- Men's basketball was one of 11 Cornell teams honored by the NCAA in its annual Division I Academic Progress Report (APR). The APR measures semester-by-semester records for every individual team in Division I with regard to each team members' continuing eligibility, retention and progress toward graduation. The NCAA "commends" teams that have APR scores in the top 10 percent within their sport, with the minimum necessary score ranging from 975 to a perfect mark of 1000 depending on the range of team scores within that sport.
- As a team, Cornell sports a 3.2 cumulative grade point average.
- Senior Eitan Chereminski (Applied Economics and Management) has been a member of the 400 Club, joining an exclusive group of Cornell student-athletes to post a grade point average of 4.0 or better.
- Junior guard Jamal Cherry traveled to Ghana, West Africa this past summer to work at the country's main power generator and supplier of electricity, the Volta River Authority (VRA). As a VRA intern, he was exposed to various processes of renewable energy and worked on using biogas as a sustainable energy source that turns solid waste into energy. During his time in Ghana, Cherry conducted free basketball clinics for the local youth at the VRA's Community Center in Akuse, a small town that is the site of one of the VRA's hydroelectric dams.
- Chereminski solved the Rubik's Cube in 2 minutes and 43 seconds during a road trip in 2009-10, a video that went viral on YouTube. Chereminski speaks five languages, including Mandarin.
- Cornell has had four Capital One/CoSIDA Academic All-Americans in the last 10 years, including a first-teamer in Graham Dow '07, who was a Rhodes Scholar candidate.
- Recent Cornell graduates have attended Harvard Law (Lenny Collins '06), Cornell medical school (Ugo Ihekweazu '07), Georgetown medical school (David Lisle '06) and Stanford graduate school (Graham Dow '07, biology).
- Cornell has been represented on the five member All-Ivy first team four times in the last five years, with three of those years placing multiple players on the first team.
- The Big Red has had four Ivy League Rookie of the Year selections in the last 10 years, including Shonn Miller in 2011-12.
- Over the last three seasons, Cornell has graduated three of the school's top 13 scorers, the top two assist-makers all-time, two Ivy League Players of the Year, two Associated Press honorable mention All-Americans, an Ivy League Defensive Player of the Year, a Capital One/CoSIDA Academic All-American, three Academic All-Ivy picks and six players who competed in more than 100 career games.

NBA SCHEDULE: Cornell had a string of six games in 11 days, covering four states (New York, Wisconsin, Arizona and Nevada) and all four continental U.S. time zones (Eastern, Central, Mountain, Pacific) from Nov. 14-24. Cornell opened on Nov. 14 against St. Bonaventure at home (72-68 loss) and two days later lost to Saint Peter's (68-64). The Big Red hopped a plane on Saturday to play at Wisconsin (L, 73-40), then off to Arizona State for a Tuesday game (L, 64-53). Cornell closed the trip in Las Vegas, beating Presbyterian (89-55) and Longwood (84-78) on consecutive days. All told, Cornell traveled 4,400 miles to play its six games.

CROSS OFF ANOTHER STATE: Cornell's schedule in the Continental Tire Las Vegas Invitational has allowed the Big Red men's basketball team to cross off two states on its list of states the team has played in. Cornell's game at Arizona State was the first-ever contest in Arizona, and its two games at Orleans Arena will cross off Nevada. They are the 44th and 45th states the Big Red has played in. After the 2012-13 campaign, Alaska, North Dakota, Mississippi, Texas and Wyoming will have never hosted a game involving Cornell. Over the years, the Big Red has also played games in Cuba, Puerto Rico, Australia and France.

CORNELL IN OVERTIME: Cornell went 3-1 in overtime in 2011-12, moving head coach Bill Courtney's record to 4-1 in overtime games during his three seasons. All-time, dating back to the first overtime game against Penn way back in 1922, Cornell is 38-45 in games that go an extra period. Cornell is 5-9 in multiple overtime games, with the longest game for the Big Red being a five overtime contest against Princeton, won by the Tigers 66-61 on Feb. 24, 1979 at Barton Hall. Cornell is 29-15 in home overtime games, 2-2 in neutral contests and 8-27 in road games.

CORNELL BEYOND THE ARC — 600 AND COUNTING: The Big Red hit six 3-pointers vs. Colgate on Dec. 1, its 664th consecutive game with a made trey. With five 3-pointers at Seton Hall on Nov. 14, 2010, Cornell extended its streak of games with at least one 3-pointer to 600. The last time Cornell did not hit a 3-pointer was against Denison in the 1988-89 season opener (0-for-2). Since the 3-point shot came into effect in NCAA play during the 1986-87 season, Cornell has hit at least one shot behind the arc in 712 of 716 games, connecting on 4,480 treys, an average of 6.3 per game. Cornell has hit at least 10 3-pointers in a game 38 times in 98 games over the last four years, including an Ivy League single-game record 20 at Brown in 2009-10.

STATING THE STATES: Members of the Cornell basketball team represent 15 states and one Canadian province.

TOUGH SCHEDULE: The Big Red will play 15 games against teams that participated in the postseason a year ago, including six contests against squads that competed in the NCAA tournament. Road games at Duke (pre-season No. 8, NCAA second round), Wisconsin (preseason No. 23, 2012 NCAA Sweet 16 participant), Vanderbilt (2012 Southeastern Conference Tournament champ) and American (2012 CIT participant) and home games against St. Bonaventure (2012 Atlantic 10 Tournament champion), Stony Brook (2012 America East regular

2012-13 GAME SUMMARIES



GAME 1

CORNELL 63, WESTERN MICHIGAN 55

Nov. 10, 2012 • ITHACA, N.Y. (NEWMAN ARENA)

- Cornell blocked 13 shots, one shy of a school record) and held WMU to 30 percent shooting overall and 21 percent from 3-point range.
- The 1987-88 Ivy championship team was in attendance to celebrate its 25th anniversary.
- Freshman Nolan Cressler scored 20 points, including nailing six 3-pointers, while Shonn Miller blocked six shots and had three steals.



GAME 2

ST. BONAVENTURE 72, CORNELL 68

Nov. 14, 2012 • ITHACA, N.Y. (NEWMAN ARENA)

- Four players scored in double figures for the Big Red, including Erick Peck's 17 points and seven rebounds.
- The Big Red trailed by eight points with 90 seconds, but missed a game-tying free throw attempt with under 20 seconds to play, then a game-tying 3-pointer in the final 10 seconds.



GAME 3

SAINT PETER'S 68, CORNELL 64

Nov. 16, 2012 • ITHACA, N.Y. (NEWMAN ARENA)

- For the second straight game, a late Cornell rally fell short. This time, the Big Red fought back from an 11-point deficit with 2:44 left to get back within two with 1:32 remaining.
- Sophomore Devin Cherry had 14 points and grabbed seven rebounds off the bench, while Shonn Miller (13 points), Galal Cancer (13 points) and Nolan Cressler (10 points) also reached double figures.



GAME 4

#22/20 WISCONSIN 73, CORNELL 40

Nov. 18, 2012 • MADISON, WIS. (KOHL CENTER)

- Wisconsin opened the game on a 23-4 run over the first 11 minutes and cruised to the win.
- The Badgers held a commanding 54-32 edge on the backboards, blocked nine shots and collected 10 steals.
- Devin Cherry was the Big Red's lone double figure scorer with 13 points.
- The Big Red shot just 26 percent from the floor as a team.



GAME 5

ARIZONA STATE 64, CORNELL 53

Nov. 21, 2012 • TEMPE, ARIZ. (WELLS FARGO ARENA)

- The Big Red led at halftime (25-22), but couldn't overcome 23 turnovers, 35 percent shooting or Jahii Carson's 21 points.
- Shonn Miller had 13 points and 12 rebounds to lead the Big Red.
- 7-2 big man Jordan Bachynski nearly had a triple-double with eight points, 10 rebounds and seven blocked shots.



GAME 6

CORNELL 89, PRESBYTERIAN 55

Nov. 23, 2012 • LAS VEGAS, NEV. (ORLEANS ARENA)

- Cornell snapped a four-game skid by shooting 57 percent as a team, making 11 turnovers and turning the ball over just seven times.
- Five players scored in double figures, with senior Johnathan Gray leading the way with 16 points.
- Cornell's bench outscored Presbyterian's 47-8.
- The Big Red scored the game's first six points and never trailed.



GAME 7

CORNELL 84, LONGWOOD 78

Nov. 24, 2012 • LAS VEGAS, NEV. (ORLEANS ARENA)

- Cornell won the 2012 Continental Tire Las Vegas Invitational Upper Bracket with its second straight win.
- Five players scored in double figures with senior Eitan Chemerinski leading the way with a career-high 19 on 9-of-12 shooting.
- Classmate Erick Peck posted his first career double-double with 14 points and 10 rebounds.
- The Big Red bench outscored the Lancers' bench 46-12.

season champion) and Bucknell (2012 Patriot League regular season champ) will test the Big Red in the non-conference. In addition, four out of Cornell's seven Ivy League foes (Harvard - NCAA, Princeton and Penn - CBI, and Yale - CIT) won at least 19 games a year ago and made the postseason.

FINAL FOUR KILLERS: Over the years, Cornell has defeated some of the most storied and well-known programs in NCAA history, including 34 programs that have reached the Final Four. (Arkansas, California, Cincinnati, CCNY, Connecticut, Dartmouth, Georgetown, Holy Cross, Illinois, Kentucky, La Salle, Loyola-Chicago, Massachusetts, Michigan State, Minnesota, New York Univ., Notre Dame, Ohio State, Penn, Penn State, Pittsburgh, Princeton, Rutgers, St. Bonaventure, St. John's, Saint Joseph's, Stanford, Syracuse, Temple, Villanova, Wake Forest, West Virginia, Western Kentucky, Wisconsin).

CORNELL FOURTH IN IVY PRESEASON POLL: The Cornell men's basketball team was picked to finish fourth in the 2012 Ivy League Preseason media poll. Princeton, last year's league runner-up, was the near-unanimous preseason favorite, picking up 16 of the 17 first-place votes and 134 points total. Defending league champion Harvard picked up the lone remaining first place vote and was second with 109 points, while Columbia was selected third with 90 points. The Big Red rounded out the top half with 80 points. Rounding out the field was Penn in fifth (74 points), Yale in sixth (55 points), Brown in seventh (50 points) and Dartmouth in eighth (20 points). Two media members from each school and one national representative voted in the poll.

HOW TO FOLLOW CORNELL: There are numerous way to follow the Big Red in 2012-13.

- Men's basketball games will be broadcast on HITS 103.3 FM for the 2012-13 season. Longtime voice of the Big Red Barry Leonard returns on the call with the play-by-play, while former All-Ivy center Eric Taylor '05 is on board to do color analysis. A half-hour pregame show and postgame analysis will enable Big Red fans to follow Coach Bill Courtney's team throughout the season. The audio of all games will also be available as part of the RedCast subscription service.
- The Big Red's home contests will all be broadcast live with streaming video as part of the RedCast subscription service. Visit www.CornellBigRed.com/showcase for all the latest information on Cornell broadcasts.
- Cornell will use SIDEARM Live Stats for each of the Big Red's home games in 2012-13. Visit www.CornellBigRed.com for all of the official statistics.
- You can follow the team on YouTube, Facebook and Twitter. Highlights, interviews and features on all 36 of Cornell's varsity sports can be found at www.youtube.com/cornellathletics, www.facebook.com/cornellathletics or www.twitter.com/cornellsports.

NEXT UP: The Big Red closes out competition prior to Christmas when it visits Boston University on Saturday, Dec. 22 at 1 p.m.



GAME 8

STONY BROOK 76, CORNELL 53

Nov. 28, 2012 • ITHACA, N.Y. (NEWMAN ARENA)

- The defending America East regular season champ Sea Wolves went on a 14-0 run midway through the first half, then cruised to the win.
- Senior Johnathan Gray scored a season-high 17 points for the Big Red, including hitting 5-of-6 from 3-point range.
- Freshman Jameel Warney led Stony Brook with 19 points and 11 rebounds in just 20 minutes of action.



GAME 9

CORNELL 70, COLGATE 63

Dec. 1, 2012 • ITHACA, N.Y. (NEWMAN ARENA)

- Sophomore Shonn Miller posted career highs of 20 points and 14 rebounds to go along with four blocks and three steals.
- Senior Erick Peck added 14 points and seven rebounds off the bench.
- The Big Red never trailed again after the Raiders' Murphy Burnatowski opened the game with a 3-pointer. Burnatowski ended the evening with 24 points.
- Cornell held a 44-38 edge on the glass, making the team 4-1 when it outrebounds the opposition.

2012-13 CORNELL MEN'S BASKETBALL STATISTICS & RESULTS (ALL GAMES)

No.	Player	GP -GS	Min -Avg	TOTAL		3-PTS		FT -FTA	Pct	REBOUNDS			PF	FO	A	TO	Blk	Stl	Pts	Avg	
				FG -FGA	Pct	3FG -FGA	Pct			Off	Def	Tot									
32	Shonn Miller	9-9	265 -29.4	29 -64	.453	4 -15	.267	28 -33	.848	16	51	67	7.4	19	0	11	18	17	19	90	10.0
3	Nolan Cressler	9-4	188 -20.9	26 -70	.371	17 -40	.425	12 -17	.706	5	27	32	3.6	19	0	9	10	1	5	81	9.0
24	Devin Cherry	9-0	158 -17.6	25 -61	.410	9 -22	.409	15 -20	.750	3	21	24	2.7	12	0	11	14	0	3	74	8.2
55	Eitan Chemerinski	9-3	183 -20.3	27 -41	.659	0 -0	.000	17 -24	.708	18	15	33	3.7	16	0	4	12	3	6	71	7.9
13	Erick Peck	9-2	185 -20.6	25 -61	.410	4 -14	.286	13 -19	.684	14	29	43	4.8	20	1	8	20	3	3	67	7.4
23	Johnathan Gray	9-9	173 -19.2	20 -66	.303	14 -46	.304	12 -20	.600	6	18	24	2.7	10	0	10	11	1	3	66	7.3
1	Galal Cancer	9-4	183 -20.3	19 -44	.432	1 -6	.167	12 -14	.857	6	19	25	2.8	25	0	23	20	3	8	51	5.7
34	Josh Figini	9-6	128 -14.2	16 -40	.400	6 -18	.333	0 -0	.000	3	17	20	2.2	14	0	3	5	5	6	38	4.2
22	Miles Asafo-Adjei	9-8	204 -22.7	11 -31	.355	0 -2	.000	2 -4	.500	5	12	17	1.9	17	0	26	18	1	5	24	2.7
35	Ned Tomic	2-0	8 -4.0	1 -2	.500	0 -0	.000	0 -0	.000	0	1	1	0.5	0	0	0	0	0	0	2	1.0
12	Dominick Scelfo	6-0	48 -8.0	2 -12	.167	2 -12	.167	0 -0	.000	3	2	5	0.8	1	0	3	0	0	1	6	1.0
33	Dwight Tarwater	8-0	33 -4.1	3 -9	.333	2 -6	.333	0 -0	.000	0	2	2	0.3	3	0	1	2	0	3	8	1.0
21	Peter McMillan	3-0	9 -3.0	1 -4	.250	1 -2	.500	0 -0	.000	0	1	1	0.3	0	0	0	3	1	1	3	1.0
30	Holt Harmon	4-0	14 -3.5	1 -2	.500	1 -1	1.000	0 -0	.000	0	0	0	0.0	1	0	1	1	1	1	3	0.8
11	Robert Mischler	1-0	2 -2.0	0 -0	.000	0 -0	.000	0 -0	.000	0	0	0	0.0	0	0	1	0	0	0	0	0.0
50	Deion Giddens	4-0	7 -1.8	0 -0	.000	0 -0	.000	0 -0	.000	0	1	1	0.3	0	0	0	0	0	0	0	0.0
25	Jamal Cherry	1-0	2 -2.0	0 -1	.000	0 -1	.000	0 -0	.000	0	0	0	0.0	0	0	0	2	0	1	0	0.0
4	Dave LaMore	2-0	10 -5.0	0 -1	.000	0 -0	.000	0 -0	.000	0	0	0	0.0	0	0	0	0	0	0	0	0.0
TEAM										12	11	23	2.6				1				
Cornell Totals		9	1800 -40.0	206 -509	.405	61 -185	.330	111 -151	.735	91	227	318	35.3	157	1	111	137	36	65	584	64.9
Opponent Totals		9	1800 -40.0	212 -516	.411	55 -182	.302	125 -179	.698	99	234	333	37.0	147	-	105	134	40	72	604	67.1

DATE	TIME	OPPONENT	SCORE	ATTEND	HIGH POINTS	HIGH REBOUNDS
11/10/12	12:00 p.m.	WESTERN MICHIGAN	W 64-55	2,236	Nolan Cressler - 20	Eitan Chemerinski - 7
11/14/12	7:00 p.m.	ST. BONAVENTURE	68-72 L	3,016	Erick Peck - 17	Shonn Miller - 8
11/16/12	8:00 p.m.	SAINT PETER'S	64-68 L	1,417	Devin Cherry - 14	Devin Cherry - 7
11/18/12	5:00 p.m. CT @	at #22/20 Wisconsin	40-73 L	16,657	Devin Cherry - 13	Shonn Miller - 7
11/20/12	7:00 p.m. MT @	at Arizona State	53-64 L	4,595	Shonn Miller - 13	Shonn Miller - 12
11/23/12	1:30 p.m. PT #	vs. Presbyterian	W 89-55	200	Johnathan Gray - 16	Chemerinski, Cressler, Miller - 5
11/24/12	2:30 p.m. PT #	vs. Longwood	W 84-78	200	Eitan Chemerinski - 19	Erick Peck - 10
11/28/12	7:00 p.m.	STONY BROOK	56-74 L	1,816	Johnathan Gray - 17	Shonn Miller - 5
12/1/12	7:00 p.m.	COLGATE	W 70-63	1,864	Shonn Miller - 20	Shonn Miller - 14
12/17/12	8:00 p.m. CT	at Vanderbilt				
12/19/12	7:00 p.m.	at Duke				
12/22/12	1:00 p.m.	at Boston University				
12/28/12	7:00 p.m.	at St. Francis (Pa.)				
12/30/12	2:00 p.m.	at Binghamton				
1/2/13	7:00 p.m.	BUCKNELL				
1/6/13	2:00 p.m.	at American				
1/12/13	2:00 p.m.	SUNY-OLD WESTBURY				
1/19/13	3:00 p.m.	* COLUMBIA				
1/26/13	7:00 p.m.	* at Columbia				
2/1/13	7:00 p.m.	* at Princeton				
2/2/13	7:00 p.m.	* at Penn				
2/8/13	7:00 p.m.	* HARVARD				
2/9/13	7:00 p.m.	* DARTMOUTH				
2/15/13	7:00 p.m.	* at Yale				
2/16/13	6:00 p.m.	* at Brown				
2/22/13	7:00 p.m.	* PENN				
2/23/13	7:00 p.m.	* PRINCETON				
3/1/13	7:00 p.m.	* BROWN				
3/2/13	7:00 p.m.	* YAL:E				
3/8/13	7:00 p.m.	* at Dartmouth				
3/9/13	5:30 p.m.	* at Harvard				

@ - 2012 Continental Tire Las Vegas Invitational (campus sites)
 # - 2012 Continental Tire Las Vegas Invitational (Las Vegas, Nev.)
 * - Ivy League contests

ATTENDANCE SUMMARY

	GAMES	TOTALS	AVG/GAME
HOME	5	10,350	2,070
AWAY	2	21,252	10,626
NEUTRAL	2	400	200
TOTAL	9	32,002	3,556

SCORE BY PERIODS:	1ST	2ND	OT	TOTAL
Cornell	281	303	0	584
Opponents	287	317	0	604

2012-13 Cornell High/Lows

Category	Team Highs	Team Lows	Individual Highs
POINTS	89 vs. Presbyterian (11/23/12)	40 at Wisconsin (11/18/12)	20 - two times, last by Shonn Miller vs. Colgate (12/1/12)
FIELD GOALS MADE	33 vs. Presbyterian (11/23/12)	16 at Wisconsin (11/18/12), vs. Stony Brook (11/28/12)	9 Eitan Chmerinski vs. Longwood (11/24/12)
FIELD GOAL ATTEMPTS	65 vs. Colgate (12/1/12)	46 vs. Stony Brook (11/28/12)	13 - two times, last by Johnathan Gray vs. Colgate (12/1/12)
FIELD GOAL PERCENTAGE	.569 (33-68) vs. Presbyterian (11/23/12)	.262 (16-61) at Wisconsin (11/18/12)	1.000 (5-5) Devin Cherry vs. Presbyterian (11/23/12)
3 PT FIELD GOALS MADE	11 vs. Presbyterian (11/23/12)	2 at Wisconsin (11/18/12)	6 Nolan Cressler vs. Western Michigan (11/10/12)
3 PT FG ATTEMPTS	26 vs. Presbyterian (11/23/12)	14 vs. St. Bonaventure (11/14/12)	10 Johnathan Gray vs. Colgate (12/1/12)
3 PT FG PERCENTAGE	.423 (11-26) vs. Presbyterian (11/23/12)	.133 (2-15) at Wisconsin (11/18/12)	1.000 (3-3) Devin Cherry vs. Presbyterian (11/23/12)
FREE THROWS MADE	21 vs. St. Bonaventure (11/14/12)	6 at Wisconsin (11/18/12)	7 - two times, last Shonn Miller vs. Colgate (12/1/12)
FREE THROW ATTEMPTS	28 vs. St. Bonaventure (11/14/12)	9 at Wisconsin (11/18/12)	10 Eitan Chmerinski vs. Stony Brook (11/28/12)
FREE THROW PERCENTAGE	.833 (15-18) vs. Saint Peter's (11/16/12), vs. Longwood (11/24/12)	.643 (9-14) vs. Western Michigan (11/10/12)	1.000 (5-5) Galal Cancer vs. Presbyterian (11/23/12)
REBOUNDS	44 vs. Colgate (12/1/12)	20 vs. Stony Brook (11/28/12)	14 Shonn Miller vs. Colgate (12/1/12)
ASSISTS	17 vs. Western Michigan (11/10/12)	7 at Wisconsin (11/18/12)	7 Galal Cancer vs. Western Michigan (11/10/12)
STEALS	9 - three times, last vs. Stony Brook (11/28/12)	5 vs. Saint Peter's (11/16/12), vs. Longwood (11/24/12)	3 - six times, last Shonn Miller vs. Colgate (12/1/12)
BLOCKED SHOTS	13 vs. Western Michigan (11/10/12)	0 vs. Presbyterian (11/23/12)	6 Shonn Miller vs. Western Michigan (11/10/12)
TURNOVERS	23 at Arizona State (11/20/12)	7 vs. Presbyterian (11/23/12)	7 Galal Cancer at Arizona State (11/20/12)
FOULS	30 vs. St. Bonaventure (11/14/12)	13 - three times, last vs. Stony Brook (11/28/12)	

2012-13 Opponent High/Lows

Category	Team Highs	Team Lows	Individual Highs
POINTS	78 vs. Longwood (11/24/12)	55 vs. Western Michigan (11/10/12), vs. Presbyterian (11/23/12)	24 Murphy Burnatowski, Colgate (12/1/12)
FIELD GOALS MADE	30 vs. Longwood (11/24/12)	17 vs. Western Michigan (11/10/12)	10 Blaise Ffrench, Saint Peter's (11/16/12)
FIELD GOAL ATTEMPTS	67 at Wisconsin (11/18/12)	51 vs. Presbyterian (11/23/12)	20 Murphy Burnatowski, Colgate (12/1/12)
FIELD GOAL PERCENTAGE	.537 (29-54) vs. Stony Brook (11/28/12)	.304 (17-56) vs. Western Michigan (11/10/12)	.875 (7-8) Jameel Warney, Stony Brook (11/28/12)
3 PT FIELD GOALS MADE	9 vs. Longwood (11/24/12)	2 vs. St. Bonaventure (11/14/12)	5 - two times, last Murphy Burnatowski, Colgate (12/1/12)
3 PT FG ATTEMPTS	29 vs. Colgate (12/1/12)	14 vs. Western Michigan (11/10/12), vs. St. Bona (11/14/12)	13 Murphy Burnatowski, Colgate (12/1/12)
3 PT FG PERCENTAGE	.409 (9-22) vs. Longwood (11/24/12)	.143 (2-14) vs. St. Bonaventure (11/14/12)	.600 (3-5) Chris Prescott, Saint Peter's (11/16/12)
FREE THROWS MADE	26 vs. St. Bonaventure (11/14/12)	7 vs. Saint Peter's (11/16/12)	11 Jahii Carson, Arizona State (11/20/12)
FREE THROW ATTEMPTS	42 vs. St. Bonaventure (11/14/12)	11 vs. Saint Peter's (11/16/12)	14 Jahii Carson, Arizona State (11/20/12)
FREE THROW PERCENTAGE	.929 (13-14) at Wisconsin (11/18/12)	.563 (9-16) vs. Longwood (11/24/12)	1.000 (7-7) Chris Johnson, St. Bonaventure (11/14/12)
REBOUNDS	54 at Wisconsin (11/18/12)	25 vs. Presbyterian (11/23/12)	14 Michael Kessens, Longwood (11/24/12)
ASSISTS	18 at Wisconsin (11/18/12)	4 vs. Western Michigan (11/10/12)	6 Tommy Brenton, Stony Brook (11/28/12)
STEALS	14 at Arizona State (11/20/12)	2 vs. Presbyterian (11/23/12)	5 Jared Klein, Western Michigan (11/10/12)
BLOCKED SHOTS	11 at Arizona State (11/20/12)	2 - four times, last vs. Colgate (12/1/12)	7 Jordan Bachynski, Arizona State (11/20/12)
TURNOVERS	17 vs. Stony Brook (11/28/12)	12 vs. Saint Peter's (11/16/12)	5 Dave Coley, Stony Brook (11/28/12)
FOULS	24 vs. St. Bonaventure (11/14/12)	11 at Wisconsin (11/18/12)	

Home Games (2-3)

				TOTAL			3-PTS			REBOUNDS														
	GP	Min	-Avg	FG	-FGA	Pct	3FG	-FGA	Pct	FT	-FTA	Pct	Off	Def	Tot	Avg	PF	FO	A	TO	Blk	Stl	Pts	Avg
Cornell Totals	5	1000	-40.0	107	-278	.385	35	-108	.324	69	-96	.719	50	124	174	34.8	89	1	63	69	28	34	318	63.6
Opponent Totals	5	1000	-40.0	117	-279	.419	27	-94	.287	73	-107	.682	52	135	187	37.4	84	-	52	74	16	38	334	66.8

Road Games (0-2)

				TOTAL			3-PTS			REBOUNDS														
	GP	Min	-Avg	FG	-FGA	Pct	3FG	-FGA	Pct	FT	-FTA	Pct	Off	Def	Tot	Avg	PF	FO	A	TO	Blk	Stl	Pts	Avg
Cornell Totals	2	400	-40.0	35	-115	.304	8	-33	.242	15	-20	.750	20	51	71	35.5	39	0	18	41	6	18	93	46.5
Opponent Totals	2	400	-40.0	46	-121	.380	14	-49	.286	31	-42	.738	26	64	90	45.0	26	-	30	30	20	24	137	68.5

Neutral Games (2-0)

				TOTAL			3-PTS			REBOUNDS														
	GP	Min	-Avg	FG	-FGA	Pct	3FG	-FGA	Pct	FT	-FTA	Pct	Off	Def	Tot	Avg	PF	FO	A	TO	Blk	Stl	Pts	Avg
Cornell Totals	2	400	-40.0	64	-116	.552	18	-44	.409	27	-35	.771	21	52	73	36.5	29	0	30	27	2	13	173	86.5
Opponent Totals	2	400	-40.0	49	-116	.422	14	-39	.359	21	-30	.700	21	35	56	28.0	37	-	23	30	4	10	133	66.5

Games Won (4-0)

				TOTAL			3-PTS			REBOUNDS														
	GP	Min	-Avg	FG	-FGA	Pct	3FG	-FGA	Pct	FT	-FTA	Pct	Off	Def	Tot	Avg	PF	FO	A	TO	Blk	Stl	Pts	Avg
Cornell Totals	4	800	-40.0	113	-238	.475	32	-91	.352	48	-67	.716	47	110	157	39.2	62	0	60	56	19	27	306	76.5
Opponent Totals	4	800	-40.0	88	-230	.383	25	-82	.305	50	-70	.714	40	88	128	32.0	67	-	39	61	9	24	251	62.8

Games Lost (0-5)

				TOTAL			3-PTS			REBOUNDS														
	GP	Min	-Avg	FG	-FGA	Pct	3FG	-FGA	Pct	FT	-FTA	Pct	Off	Def	Tot	Avg	PF	FO	A	TO	Blk	Stl	Pts	Avg
Cornell Totals	5	1000	-40.0	93	-271	.343	29	-94	.309	63	-84	.750	44	117	161	32.2	95	1	51	81	17	38	278	55.6
Opponent Totals	5	1000	-40.0	124	-286	.434	30	-100	.300	75	-109	.688	59	146	205	41.0	80	-	66	73	31	48	353	70.6

Non-League Games (4-5)

				TOTAL			3-PTS			REBOUNDS														
	GP	Min	-Avg	FG	-FGA	Pct	3FG	-FGA	Pct	FT	-FTA	Pct	Off	Def	Tot	Avg	PF	FO	A	TO	Blk	Stl	Pts	Avg
Cornell Totals	9	1800	-40.0	206	-509	.405	61	-185	.330	111	-151	.735	91	227	318	35.3	157	1	111	137	36	65	584	64.9
Opponent Totals	9	1800	-40.0	212	-516	.411	55	-182	.302	125	-179	.698	99	234	333	37.0	147	-	105	134	40	72	604	67.1

2012-13 CORNELL MEN'S BASKETBALL GAME-BY-GAME STATISTICS

Opponent	Date	Score	W/L	TOTAL			3-PTRS			FT	-FTA	Pct	REBOUNDS			PF	A	TO	Blk	Stl	Pts
				FG	-FGA	Pct	3FG	-FGA	Pct				Off	Def	Tot						
Cornell	11/10	63-55	W	23	-57	.404	8	-25	.320	9	-14	.643	11	29	40	19	17	16	13	8	63
vs. Western Michigan				17	-56	.304	3	-14	.214	18	-25	.720	10	24	34	14	4	16	3	8	55
Cornell	11/14	68-72	L	21	-52	.404	5	-14	.357	21	-28	.750	9	28	37	30	9	14	3	6	68
vs. St. Bonaventure				22	-53	.415	2	-14	.143	26	-42	.619	12	26	38	24	13	14	2	10	72
Cornell	11/16	64-68	L	21	-58	.362	7	-22	.318	15	-18	.833	8	25	33	13	12	9	5	5	64
vs. Saint Peter's				27	-58	.466	7	-18	.389	7	-11	.636	9	30	39	16	9	12	5	4	68
Cornell	11/18	40-73	L	16	-61	.262	2	-15	.133	6	-9	.667	11	20	31	17	7	18	2	9	40
at Wisconsin				27	-67	.403	6	-22	.273	13	-14	.929	18	36	54	11	18	16	9	10	73
Cornell	11/20	53-64	L	19	-54	.352	6	-18	.333	9	-11	.818	9	31	40	22	11	23	4	9	53
at Arizona State				19	-54	.352	8	-27	.296	18	-28	.643	8	28	36	15	12	14	11	14	64
Cornell	11/23	89-55	W	33	-58	.569	11	-26	.423	12	-17	.706	11	25	36	13	15	7	0	8	89
vs. Presbyterian				19	-51	.373	5	-17	.294	12	-14	.857	9	16	25	16	9	14	2	2	55
Cornell	11/24	84-78	W	31	-58	.534	7	-18	.389	15	-18	.833	10	27	37	16	15	20	2	5	84
vs. Longwood				30	-65	.462	9	-22	.409	9	-16	.563	12	19	31	21	14	16	2	8	78
Cornell	11/28	53-76	L	16	-46	.348	9	-25	.360	12	-18	.667	7	13	20	13	12	17	3	9	53
vs. Stony Brook				29	-54	.537	7	-19	.368	11	-14	.786	12	26	38	14	14	17	4	10	76
Cornell	12/1	70-63	W	26	-65	.400	6	-22	.273	12	-18	.667	15	29	44	14	13	13	4	6	70
vs. Colgate				22	-58	.379	8	-29	.276	11	-15	.733	9	29	38	16	12	15	2	6	63
Cornell	12/17																				
at Vanderbilt																					
Cornell	12/19																				
at Duke																					
Cornell	12/22																				
at Boston University																					
Cornell	12/28																				
at St. Francis (Pa.)																					
Cornell	12/30																				
at Binghamton																					
Cornell	1/2																				
vs. Bucknell																					
Cornell	1/6																				
at American																					
Cornell	1/12																				
vs. SUNY-Old Westbury																					
Cornell	1/19																				
vs. Columbia																					
Cornell	1/26																				
at Columbia																					
Cornell	2/1																				
at Princeton																					
Cornell	2/2																				
at Penn																					
Cornell	2/8																				
vs. Harvard																					
Cornell	2/9																				
vs. Dartmouth																					
Cornell	2/15																				
at Yale																					
Cornell	2/16																				
at Brown																					
Cornell	2/22																				
vs. Penn																					
Cornell	2/23																				
vs. Princeton																					
Cornell	3/1																				
vs. Brown																					
Cornell	3/2																				
vs. Yale																					
Cornell	3/8																				
at Dartmouth																					
Cornell	3/9																				
at Harvard																					

THE LAST TIME ...

CORNELL INDIVIDUAL(S)

Had a triple double (2,513 games):	Never
Had a double-double (pts-rebs) (1 game):	Shonn Miller (20 pts., 14 rebs.), vs. Colgate (12-1-12)
Had a double-double (pts-ast) (17 games):	Chris Wroblewski (18 pts., 10 ast.), vs. Yale (2-10-12)
Had a double-double (rebs-ast) (2,513 games):	Never
4+ players in double figures (3 games):	E.Chemerinski (19), S.Miller (14), E.Peck (14), N.Cressler (12), D.Cherry (11) vs. Longwood (11-24-12)
5+ players in double figures (3 games):	E.Chemerinski (19), S.Miller (14), E.Peck (14), N.Cressler (12), D.Cherry (11) vs. Longwood (11-24-12)
6+ players in double figures (42 games):	E. Peck (22), C. Wroblewski (19), M. Groebe (14), D. Ferry (14), J. Gray (10), J. Matthews (10) vs. Dartmouth (2-19-11)
7+ players in double figures (180 games):	L. Dale (18), R. Wittman (18), C. Mullen (15), J. Battle (14), A. Naeve (12), G. Dow (11), B. Kreefer (11) vs. VMI (12-1-06)
Scored 20+ points (1 game):	Shonn Miller (20) vs. Colgate (12-1-12)
Scored 30+ points (88 games):	Ryan Wittman (34), at La Salle (12-31-09)
Scored 40+ points (1,385 games):	George Farley (47), at Princeton, (3-5-60)
Scored 50+ points (2,513 games):	Never
Had two players score 20+ points (45 games):	C. Wroblewski (21), M. Groebe (20), vs. Penn (2-11-11)
Perfect at FT line (10+ att.) (152 games):	Louis Dale (12-12), at Bucknell (12-19-07)
Grabbed 10+ rebounds (1 game):	Shonn Miller (14), vs. Colgate (12-1-12)
Grabbed 15+ rebounds (92 games):	Jeff Foote (18), at Bucknell (12-2-09)
Grabbed 20+ rebounds (419 games):	John McCord (20), vs. Penn (2-1-97)
Grabbed 25+ rebounds (1,386 games):	George Farley (26), vs. Brown (2-26-60)
Had two players grab 10+ rebounds (134 games):	Louis Dale (11), Jeff Foote (10), vs. Dartmouth (2-29-08)
Had 10+ assists (17 games):	Chris Wroblewski (10), vs. Yale (2-10-12)
Had 5+ steals (27 games):	Chris Wroblewski (5), at Stony Brook (12-28-11)
Had 5+ blocked shots (9 games):	Shonn Miller (6), vs. Western Michigan (11-10-12)
Made 5+ 3-point field goals (9 games):	Nolan Cressler (6), vs. Western Michigan (11-10-12)
Converted a four-point play (63 games):	Anthony Gatlin vs. Delaware (second half) (11-17-10)

TEAM FIELD GOAL SHOOTING

Shot 50 percent or better (3 games):	534 (31-58) vs. Longwood (12-24-12)
Shot 60 percent or better (54 games):	638 (30-47) vs. Wofford (12-30-10)
Shot 70 percent or better (2,513 games):	Never
Made 30+ field goals (3 games):	31 vs. Longwood (11-24-12)
Made 40+ field goals (503 games):	40 vs. Hobart (12-11-94)
Made 50+ field goals (2,513 games):	Never
Attempted 60+ field goals (1 game):	65 vs. Colgate (12-1-12)
Attempted 70+ field goals (17 games):	72 vs. Yale (2-10-12)
Attempted 80+ field goals (461 games):	85 at Dartmouth (3-4-95)
Attempted 90+ field goals (928 games):	94 at Yale (2-23-80)

TEAM 3-POINT FIELD GOAL SHOOTING

Shot 50 percent or better (16 games):	522 (12-23) vs. Brown (2-11-12)
Shot 60 percent or better (55 games):	714 (15-21) vs. Wofford (12-30-10)
Shot 70 percent or better (55 games):	714 (15-21) vs. Wofford (12-30-10)
Shot 80 percent or better (626 games):	833 (10-12) at Dartmouth (1-13-90)
Made 10+ 3-point field goals (4 games):	11 vs. Presbyterian (11-23-12)
Made 15+ 3-point field goals (42 games):	16 vs. Dartmouth (2-19-11)
Attempted 20+ 3-point field goals (1 game):	22 vs. Colgate (12-1-12)
Attempted 30+ 3-point field goals (25 games):	30 at Maryland (1-3-12)
Did not hit a 3-pointer (664 games):	vs. Denison (0-of-2) (1-3-88)

TEAM FREE-THROW SHOOTING

Shot 80 percent or better (3 games):	833 (15-18) vs. Longwood (11-24-12)
Shot 90 percent or better (39 games):	1,000 (7-7) vs. Brown (3-4-11)
Shot 100 percent (39 games):	1,000 (7-7) vs. Brown (3-4-11)
Made 20+ free-throws (8 games):	21 vs. St. Bonaventure (11-14-12)
Made 30+ free-throws (111 games):	30 vs. Columbia (1-22-09)
Made 40+ free-throws (615 games):	46 vs. Harvard (2-17-90)
Made 50+ free-throws (2,513 games):	Never
Attempted 10 or fewer free-throws (6 games):	9 at Wisconsin (11-18-12)
Attempted 20+ free-throws (8 games):	28 vs. St. Bonaventure (11-14-12)
Attempted 30+ free-throws (31 games):	33 vs. Lehigh (12-3-11)
Attempted 40+ free-throws (275 games):	42 at Harvard (2-15-03)
Attempted 50+ free-throws (591 games):	52 vs. Penn (2-9-91)
Attempted 60+ free-throws (2,513 games):	Never

TEAM SCORING

Scored 80+ points (3 games):	84 vs. Longwood (11-24-12)
Scored 90+ points (42 games):	96 vs. Dartmouth (2-19-11)
Scored 100+ points (92 games):	104 at Bucknell (12-2-09)
Scored 110+ points (1,281 games):	110 vs. Pittsburgh (2-1-67)
Scored 120+ points (2,513 games):	Never
Opponent scored 80+ points (17 games):	84 vs. Yale (2-10-12)
Opponent scored 90+ points (64 games):	92 at Seton Hall (11-14-10)
Opponent scored 100+ points (156 games):	102 at Ohio (11-17-07)
Opponent scored 110+ points (1,083 games):	111 at Penn (2-25-72)
Opponent scored 120+ points (2,513 games):	Never

TEAM REBOUNDING

Grabbed 40+ rebounds (1 game):	44 vs. Colgate (12-1-12)
Grabbed 50+ rebounds (83 games):	56 vs. Clarkson (1-11-10)
Grabbed 60+ rebounds (422 games):	60 at Marist (12-20-97)
Grabbed 20+ offensive rebounds (83 games):	21 vs. Clarkson (1-11-10)
Outrebounded an opponent by 10+ (4 games):	22 vs. Presbyterian (36-25) (11-23-12)
Outrebounded an opponent by 20+ (83 games):	34 vs. Clarkson (56-22) (1-11-10)
Outrebounded an opponent by 30+ (83 games):	34 vs. Clarkson (56-22) (1-11-10)

TEAM ASSISTS

Had 15+ assists (3 games):	15 vs. Longwood (11-24-12)
Had 20+ assists (17 games):	20 vs. Yale (2-10-12)
Had 25+ assists (39 games):	25 at Penn (2-26-11)
Had 30+ assists (107 games):	31 vs. Harvard (2-13-09)

TEAM DEFENSE

Held opp. below 30% shooting (81 games):	276 (16-58) vs. Dartmouth (1-29-10)
Held opp. below 35% shooting (9 games):	304 (17-56) vs. Western Michigan (11-10-12)
Held opp. below 40% shooting (1 game):	379 (22-58) vs. Colgate (12-1-12)
Opponent shot 50% or better (2 games):	537 (29-54) vs. Stony Brook (11-28-12)
Had 10+ steals (21 games):	10 at Columbia (1-21-12)
Had 10+ blocked shots (9 games):	13 vs. Western Michigan (11-10-12)
Forced 20+ turnovers (24 games):	20 vs. Albright (1-7-12)
Did not allow a 3-pointer (317 games):	vs. Ithaca (0-of-14) (12-3-01)

TEAM SCORING MARGIN

Won a game by 10+ points (4 games):	34 (89-55) vs. Presbyterian (11-24-12)
Won a game by 20+ points (4 games):	34 (89-55) vs. Presbyterian (11-24-12)
Won a game by 30+ points (4 games):	34 (89-55) vs. Presbyterian (11-24-12)
Won a game by 40+ points (83 games):	45 (82-37) vs. Clarkson (1-11-10)
Won a game by 50+ points (115 games):	54 (99-45) vs. Ursinus (1-3-09)
Lost a game by 10+ points (2 games):	23 (53-76) vs. Stony Brook (11-28-12)
Lost a game by 20+ points (2 games):	23 (53-76) vs. Stony Brook (11-28-12)
Lost a game by 30+ points (6 games):	33 (40-73) at Wisconsin (11-18-12)
Lost a game by 40+ points (199 games):	40 (44-84) at Penn (1-13-06)
Lost a game by 50+ points (483 games):	54 (46-100) at Kansas (1-2-96)

OVERTIME

Played an overtime game (17 games):	OT vs. Yale (W, 85-84) (2-10-12)
Played 2+ overtimes (103 games):	20T vs. Dartmouth (W, 79-76) (2-14-09)
Played 3+ overtimes (950 games):	50T vs. Princeton (L, 61-66) (2-24-79)
Played 4+ overtimes (950 games):	50T vs. Princeton (L, 61-66) (2-24-79)
Played 5+ overtimes (950 games):	50T vs. Princeton (L, 61-66) (2-24-79)
Won an overtime game (17 games):	OT vs. Yale (W, 85-84) (2-10-12)

MISCELLANEOUS

Scored 50+ points in a half (51 games):	52 at Columbia, second half, (1-15-11)
Scored less than 20 points in a half (12 games):	16 at Yale, second half, (2-25-12)
Allowed 50+ points in a half (64 games):	50 at Seton Hall, first half, (11-14-10)
Allowed less than 20 points in a half (27 games):	16 at Stony Brook, second half, (12-28-11)
Committed less than 10 turnovers (4 games):	7 vs. Presbyterian (11-24-12)
Won a game on a last-second shot (30 games):	Chris Wroblewski vs. Albany 3-pointer with 5.6 seconds left for an 85-82 OT win (12-17-11)
Lost a game on a last-second shot (166 games):	Evan Harris, Harvard Made a layup with 0.8 seconds left for 65-64 win (2-3-07)



#22 MILES ASAFO-ADJEI

- Defensive specialist, averaging 2.7 points, 1.9 rebounds and 2.9 assists per game.
- Averaging 4.0 assists in his last five games.
- Earned a start in the 2012-13 opener against Western Michigan, posting three rebounds, two assists, a block and a steal in 24 minutes.
- Had six points, two rebounds and two assists at No. 22 Wisconsin.
- Notched four points and four assists against Stony Brook.
- Had eight points and four assists in the win over Colgate.

Senior • Guard • 6-2 • 168 • 3L

Nashville, Tenn. • The Ensworth School
Communication

SEASON HIGHS

Points.....8 vs. Colgate (12/1/12)
Rebounds.....4 at Arizona State (11/20/12)
FG Made.....4 vs. Colgate (12/1/12)
FG Attempts.....6, 2x, last vs. Colgate (12/1/12)
FT Made.....2 vs. Wisconsin (11/18/12)
FT Attempts.....2 vs. Wisconsin (11/18/12)
3pt Made.....—
3pt Attempts.....1, 2x, last vs. Stony Brook (11/28/12)
Assists.....5 vs. Presbyterian (11/23/12)
Steals.....1, 5x, last vs. Colgate (12/1/12)
Blocks.....1 vs. Western Michigan (11/10/12)
Minutes.....32 at Arizona State (11/20/12)

CAREER HIGHS

Points.....13 vs. Lehigh (12/3/11)
Rebounds.....5 vs. Harvard (2/18/11)
FG Made.....4, 2x, last vs. Colgate (12/1/12)
FG Attempts.....9 at Harvard (1/29/11)
FT Made.....5 vs. Lehigh (12/3/11)
FT Attempts.....7 vs. Lehigh (12/3/11)
3pt Made.....1, 7x, last at Penn (2/26/11)
3pt Attempts.....3, 2x, last at Seton Hall (11/14/10)
Assists.....6 vs. Albany (12/17/11)
Steals.....3 vs. Lehigh (12/3/11)
Blocks.....1 vs. Western Michigan (11/10/12)
Minutes.....32 at Arizona State (11/20/12)

Year	GP	-GS	Min	-Avg	FG	-FGA	Pct	3FG	-FGA	Pct	FT	-FTA	Pct	Off	Def	Tot	Avg	PF	FO	A	TO	Blk	Stl	Pts	Avg
2009-10	20	0	71	-3.6	4	-15	.267	1	-3	.333	0	-4	.000	2	6	8	0.4	7	0	10	5	0	1	9	0.5
2010-11	27	-16	382	-14.1	14	-48	.292	6	-24	.250	13	-29	.448	12	21	33	1.2	46	0	26	22	0	9	47	1.7
2011-12	13	-4	188	-14.5	13	-26	.500	0	-0	.000	9	-16	.563	5	7	12	0.9	21	0	27	13	0	10	35	2.7
2012-13	9	-8	204	-22.7	11	-31	.355	0	-2	.000	2	-4	.500	5	12	17	1.9	17	0	26	18	1	5	24	2.7
Totals	69	-28	845	-12.2	42	-120	.350	7	-29	.241	24	-53	.453	24	46	70	1.0	91	0	89	58	1	25	115	1.7

Opponent	Min.	FG-A	3P-3A	FT-A	R	A	TO	Blk	Stl	PF	PTS	Opponent	Min.	FG-A	3P-3A	FT-A	R	A	TO	Blk	Stl	PF	PTS
WESTERN MICHIGAN*	24	0-1	0-0	0-0	3	2	2	1	1	1	0	COLUMBIA											
ST. BONAVENTURE*	10	1-2	0-0	0-0	3	0	2	0	0	3	2	at Columbia											
SAINT PETER'S	29	0-4	0-0	0-0	0	2	0	0	0	2	0	at Princeton											
at Wisconsin*	24	2-6	0-0	2-2	2	2	2	0	1	1	6	at Penn											
at Arizona State*	32	1-4	0-0	0-0	4	4	5	0	0	3	2	HARVARD											
vs. Presbyterian*	17	0-2	0-0	0-0	2	5	0	0	1	0	0	DARTMOUTH											
vs. Longwood*	22	1-3	0-1	0-2	2	3	4	0	1	2	2	at Yale											
STONY BROOK*	20	2-3	0-1	0-0	0	4	2	0	0	3	4	at Brown											
COLGATE*	26	4-6	0-0	0-0	1	4	1	0	1	2	8	PENN											
at Vanderbilt												PRINCETON											
at Duke												BROWN											
at Boston University												YALE											
at St. Francis (Pa.)												at Dartmouth											
at Binghamton												at Harvard											
BUCKNELL																							
AMERICAN																							
SUNY-Old Westbury																							



#15 BRAXTON BUNCE

- Has missed the team's first nine games due to injury.

Freshman • Center • 6-11 • 250

Kelowna, B.C. • Kelowna Secondary School
Applied Economics & Management

SEASON HIGHS

Points.....—
Rebounds.....—
FG Made.....—
FG Attempts.....—
FT Made.....—
FT Attempts.....—
3pt Made.....—
3pt Attempts.....—
Assists.....—
Steals.....—
Blocks.....—
Minutes.....—

CAREER HIGHS

Points.....—
Rebounds.....—
FG Made.....—
FG Attempts.....—
FT Made.....—
FT Attempts.....—
3pt Made.....—
3pt Attempts.....—
Assists.....—
Steals.....—
Blocks.....—
Minutes.....—

Year	GP	-GS	Min	-Avg	FG	-FGA	Pct	3FG	-FGA	Pct	FT	-FTA	Pct	Off	Def	Tot	Avg	PF	FO	A	TO	Blk	Stl	Pts	Avg
2012-13																									
Totals																									

Opponent	Min.	FG-A	3P-3A	FT-A	R	A	TO	Blk	Stl	PF	PTS	Opponent	Min.	FG-A	3P-3A	FT-A	R	A	TO	Blk	Stl	PF	PTS
WESTERN MICHIGAN	DNP	-	INJ									COLUMBIA											
ST. BONAVENTURE	DNP	-	INJ									at Columbia											
SAINT PETER'S	DNP	-	INJ									at Princeton											
at Wisconsin	DNP	-	INJ									at Penn											
at Arizona State	DNP	-	INJ									HARVARD											
vs. Presbyterian	DNP	-	INJ									DARTMOUTH											
vs. Longwood	DNP	-	INJ									at Yale											
STONY BROOK	DNP	-	INJ									at Brown											
COLGATE	DNP	-	INJ									PENN											
at Vanderbilt												PRINCETON											
at Duke												BROWN											
at Boston University												YALE											
at St. Francis (Pa.)												at Dartmouth											
at Binghamton												at Harvard											
BUCKNELL																							
AMERICAN																							
SUNY-Old Westbury																							



#1 GALAL CANCER

- Averaging 5.7 points, 2.6 assists, 2.8 rebounds and 0.9 steals while shooting 43 percent from the floor and 86 percent from the free-throw line.
- Had 13 points, five rebounds and four assists against Saint Peter's.
- Posted 10 points, seven assists, five rebounds and just one turnover in 25 minutes off the bench in the win over Western Michigan.
- Scored 11 points with four assists and three rebounds against St. Bonaventure.
- Had nine points, two steals and two assists in the win over Presbyterian.

Sophomore • Guard • 6-2 • 180 • 1L
Albany, N.Y. • Christian Brothers Academy
Applied Economics & Management

SEASON HIGHS

Points..... 13 vs. Saint Peter's (11/16/12)
Rebounds..... 5, 2x, last vs. Saint Peter's (11/16/12)
FG Made..... 5, 2x, last vs. Saint Peter's (11/16/12)
FG Attempts..... 9 vs. Saint Peter's (11/16/12)
FT Made..... 3 vs. St. Bonaventure (11/14/12)
FT Attempts .. 3, 2x, last vs. Saint Peter's (11/16/12)
3pt Made..... 1 vs. Saint Peter's (11/16/12)
3pt Attempts..... 2 vs. Wisconsin (11/18/12)
Assists..... 7 vs. Western Michigan (11/10/12)
Steals..... 2, 2x, last vs. Presbyterian (11/23/12)
Blocks..... 1, 3x, last vs. Stony Brook (11/28/12)
Minutes..... 26 vs. St. Bonaventure (11/14/12)

CAREER HIGHS

Points..... 17 vs. Princeton (1/13/12)
Rebounds..... 7 vs. American (11/27/11)
FG Made..... 6 vs. Princeton (1/13/12)
FG Attempts..... 13, 2x, last vs. Princeton (1/13/12)
FT Made..... 5 vs. Princeton (1/13/12)
FT Attempts .. 9 vs. Princeton (1/13/12)
3pt Made..... 2 at Delaware (11/22/11)
3pt Attempts..... 4, 2x, last vs. Albany (12/17/11)
Assists..... 7, 3x, last at Arizona State (11/20/12)
Steals..... 4 vs. Albany (12/17/11)
Blocks..... 1, 8x, last vs. Stony Brook (11/28/12)
Minutes..... 33 at Stony Brook (12/28/11)

Year	GP	-GS	Min	-Avg	FG	-FGA	Pct	3FG	-FGA	Pct	FT	-FTA	Pct	Off	Def	Tot	Avg	PF	FO	A	TO	Blk	Stl	Pts	Avg
2011-12	28	-6	590	-21.1	61	-167	.365	5	-22	.227	45	-81	.556	19	52	71	2.5	87	5	75	70	5	30	172	6.1
2012-13	9	-4	183	-20.3	19	-44	.432	1	-6	.167	12	-14	.857	6	19	25	2.8	25	0	23	20	3	8	51	5.7
Totals	37	-10	773	-20.9	80	-211	.379	6	-28	.214	57	-95	.600	25	71	96	2.6	112	5	98	90	8	38	223	6.0

Opponent	Min.	FG-A	3P-3A	FT-A	R	A	TO	Blk	Stl	PF	PTS
WESTERN MICHIGAN	25	5-7	0-0	0-1	5	7	1	0	1	3	10
ST. BONAVENTURE*	26	4-8	0-0	3-3	3	4	2	0	1	4	11
SAINT PETER'S*	25	5-9	1-1	2-3	5	4	1	1	1	3	13
at Wisconsin*	24	0-5	0-2	2-2	3	1	5	0	2	2	2
at Arizona State*	18	1-2	0-0	0-0	1	3	7	1	1	4	2
vs. Presbyterian	17	2-2	0-0	5-5	1	2	1	0	2	3	9
vs. Longwood	19	0-4	0-1	0-0	1	0	2	0	0	1	0
STONY BROOK	12	0-3	0-1	0-0	2	1	0	1	0	1	0
COLGATE	17	2-4	0-1	0-0	4	1	1	0	0	4	4

Opponent	Min.	FG-A	3P-3A	FT-A	R	A	TO	Blk	Stl	PF	PTS
COLUMBIA											
at Columbia											
at Princeton											
at Penn											
HARVARD											
DARTMOUTH											
at Yale											
at Brown											
PENN											
PRINCETON											
BROWN											
YALE											
at Dartmouth											
at Harvard											



#55 EITAN CHEMAERINSKI

- Averaging 7.9 points, 3.7 rebounds, 0.7 steals and 0.3 blocks for the Big Red this season.
- Averaging 13.0 points and 4.0 rebounds in the Big Red's last four.
- Cornell's career leader in field goal percentage (.617).
- Shooting .714 (20-of-28) from the floor in the last four contests.
- Posted a career-high 19 points on 9-of-12 shooting to go along with six rebounds, a block and a steal against Longwood.
- Tallied 13 points and five rebounds in the win over Presbyterian.
- Scored 11 points, including 7-of-10 from the free-throw line, against Stony Brook.
- Had seven points and five rebounds at Arizona State.

Senior • Center • 6-8 • 223 • 3L
Potomac, Md. • Charles E. Smith Jewish Day School
Applied Economics & Management

SEASON HIGHS

Points..... 19 vs. Longwood (11/24/12)
Rebounds..... 7 vs. Western Michigan (11/10/12)
FG Made..... 9 vs. Longwood (11/24/12)
FG Attempts..... 12 vs. Longwood (11/24/12)
FT Made..... 7 vs. Stony Brook (11/28/12)
FT Attempts .. 10 vs. Stony Brook (11/28/12)
3pt Made..... —
3pt Attempts..... —
Assists..... 1, 4x, last vs. Stony Brook (11/28/12)
Steals..... 2, 2x, last vs. Wisconsin (11/18/12)
Blocks..... 2 vs. Western Michigan (11/10/12)
Minutes..... 29 vs. Longwood (11/24/12)

CAREER HIGHS

Points..... 19 vs. Longwood (11/24/12)
Rebounds..... 8 vs. Penn (1/14/12)
FG Made..... 9 vs. Longwood (11/24/12)
FG Attempts..... 12 vs. Longwood (11/24/12)
FT Made..... 7 vs. Stony Brook (11/28/12)
FT Attempts .. 10 vs. Stony Brook (11/28/12)
3pt Made..... —
3pt Attempts..... —
Assists..... 3 at Brown (2/24/12)
Steals..... 3, 3x, last vs. Harvard (3/3/12)
Blocks..... 2, 3x, last vs. Western Michigan (11/10/12)
Minutes..... 29, 3x, last vs. Longwood (11/24/12)

Year	GP	-GS	Min	-Avg	FG	-FGA	Pct	3FG	-FGA	Pct	FT	-FTA	Pct	Off	Def	Tot	Avg	PF	FO	A	TO	Blk	Stl	Pts	Avg
2009-10	10	-0	27	-2.7	0	-3	.000	0	-0	.000	3	-5	.600	4	4	8	0.8	0	0	1	1	0	0	3	0.3
2010-11	15	-0	106	-7.1	11	-19	.579	0	-0	.000	11	-15	.733	11	12	23	1.5	19	0	1	8	5	0	33	2.2
2011-12	28	-21	492	-17.6	70	-112	.625	0	-0	.000	25	-42	.595	37	42	79	2.8	90	4	19	47	11	25	165	5.9
2012-13	9	-3	183	-20.3	27	-41	.659	0	-0	.000	17	-24	.708	18	15	33	3.7	16	0	4	12	3	6	71	7.9
Totals	62	-24	808	-13.0	108	-175	.617	0	-0	.000	56	-86	.651	70	73	143	2.3	125	4	25	68	19	31	272	4.4

Opponent	Min.	FG-A	3P-3A	FT-A	R	A	TO	Blk	Stl	PF	PTS
WESTERN MICHIGAN*	27	2-3	0-0	0-0	7	1	3	2	2	2	4
ST. BONAVENTURE*	16	1-2	0-0	0-1	1	0	3	0	0	1	2
SAINT PETER'S*	12	0-0	0-0	2-2	2	0	2	0	0	2	2
at Wisconsin	19	2-4	0-0	0-0	2	0	0	0	2	4	4
at Arizona State	16	2-4	0-0	3-3	5	1	0	0	0	3	7
vs. Presbyterian	20	5-7	0-0	3-4	5	1	1	0	0	0	13
vs. Longwood	29	9-12	0-0	1-2	6	0	1	1	1	0	19
STONY BROOK	21	2-5	0-0	7-10	3	1	0	0	0	2	11
COLGATE	21	4-4	0-0	1-2	2	0	2	0	1	2	9

Opponent	Min.	FG-A	3P-3A	FT-A	R	A	TO	Blk	Stl	PF	PTS
COLUMBIA											
at Columbia											
at Princeton											
at Penn											
HARVARD											
DARTMOUTH											
at Yale											
at Brown											
PENN											
PRINCETON											
BROWN											
YALE											
at Dartmouth											
at Harvard											



#24 DEVIN CHERRY

- Third on the team in scoring (8.2 points) to go along with 2.7 rebounds and 1.2 assists in just 17.6 minutes per game off the bench this season for the Big Red.
- Matched his career high of 14 points in consecutive games against St. Bonaventure and Saint Peter's.
- Added seven rebounds and two assists in 27 minutes against Saint Peter's.
- Scored 13 points against No. 22 Wisconsin and Presbyterian, and 11 against Longwood.

Sophomore • Guard • 6-3 • 185 • 1L

Meridian, Miss. • Meridian HS

Development Sociology

SEASON HIGHS

Points..... 14, 2x, last vs. Saint Peter's (11/16/12)
Rebounds..... 7 vs. Saint Peter's (11/16/12)
FG Made..... 6 vs. Wisconsin (11/18/12)
FG Attempts..... 13 vs. Wisconsin (11/18/12)
FT Made..... 5 vs. St. Bonaventure (11/14/12)
FT Attempts..... 8 vs. St. Bonaventure (11/14/12)
3pt Made..... 3 vs. Presbyterian (11/23/12)
3pt Attempts..... 5 vs. Saint Peter's (11/16/12)
Assists..... 3, 2x, last vs. Colgate (12/1/12)
Steals..... 1, 3x, last vs. Longwood (11/24/12)
Blocks.....
Minutes..... 27 vs. Saint Peter's (11/16/12)

CAREER HIGHS

Points..... 14, 3x, last vs. Saint Peter's (11/16/12)
Rebounds..... 7 vs. Saint Peter's (11/16/12)
FG Made..... 6 vs. Wisconsin (11/18/12)
FG Attempts..... 13 vs. Wisconsin (11/18/12)
FT Made..... 5 vs. St. Bonaventure (11/14/12)
FT Attempts..... 8 vs. St. Bonaventure (11/14/12)
3pt Made..... 3, 2x, last vs. Presbyterian (11/23/12)
3pt Attempts..... 7 at Maryland (1/3/12)
Assists..... 5 vs. Albright (1/7/12)
Steals..... 1, 10x, last vs. Longwood (11/24/12)
Blocks.....
Minutes..... 28 at Maryland (1/3/12)

Year	GP	-GS	Min	-Avg	FG	-FGA	Pct	3FG	-FGA	Pct	FT	-FTA	Pct	Off	Def	Tot	Avg	PF	FO	A	TO	Blk	Stl	Pts	Avg
2011-12	21	-0	175	-8.3	16	-43	.372	4	-15	.267	4	-8	.500	5	16	21	1.0	12	0	8	19	0	7	40	1.9
2012-13	9	-0	158	-17.6	25	-61	.410	9	-22	.409	15	-20	.750	3	21	24	2.7	12	0	11	14	0	3	74	8.2
Totals	30	-0	333	-11.1	41	-104	.394	13	-37	.351	19	-28	.679	8	37	45	1.5	24	0	19	33	0	10	114	3.8

Opponent	Min	FG-A	3P-3A	FT-A	R	A	TO	Blk	Stl	PF	PTS
WESTERN MICHIGAN	6	0-1	0-1	0-0	1	1	0	0	0	0	0
ST. BONAVENTURE	19	4-8	1-3	5-8	2	0	0	0	1	4	14
SAINT PETER'S	27	4-11	2-5	4-4	7	2	1	0	0	0	14
at Wisconsin	18	6-13	1-3	0-0	2	0	4	0	0	3	13
at Arizona State	21	2-10	1-2	2-2	2	1	3	0	1	1	7
vs. Presbyterian	20	5-5	3-3	0-2	4	0	0	0	0	2	13
vs. Longwood	20	3-5	1-2	4-4	4	3	3	0	1	2	11
STONY BROOK	14	0-3	0-2	0-0	1	1	3	0	0	0	0
COLGATE	13	1-5	0-1	0-0	1	3	0	0	0	0	2

Opponent	Min	FG-A	3P-3A	FT-A	R	A	TO	Blk	Stl	PF	PTS
COLUMBIA											
at Columbia											
at Princeton											
at Penn											
HARVARD											
DARTMOUTH											
at Yale											
at Brown											
PENN											
PRINCETON											
BROWN											
YALE											
at Dartmouth											
at Harvard											



#25 JAMAL CHERRY

- Played two minutes against Stony Brook, picking up a steal in his first action of 2012-13.

Junior • Guard • 6-4 • 198

Tampa, Fla. • Tampa Preparatory School

Civil Engineering

SEASON HIGHS

Points.....
Rebounds.....
FG Made.....
FG Attempts..... 1 vs. Stony Brook (11/28/12)
FT Made.....
FT Attempts.....
3pt Made.....
3pt Attempts..... 1 vs. Stony Brook (11/28/12)
Assists.....
Steals..... 1 vs. Stony Brook (11/28/12)
Blocks.....
Minutes..... 2 vs. Stony Brook (11/28/12)

CAREER HIGHS

Points.....
Rebounds.....
FG Made.....
FG Attempts..... 1, 3x, last vs. Stony Brook (11/28/12)
FT Made.....
FT Attempts..... 1 at Princeton (2/25/11)
3pt Made.....
3pt Attempts..... 1, 2x, last vs. Stony Brook (11/28/12)
Assists.....
Steals..... 1, 2x, last vs. Stony Brook (11/28/12)
Blocks.....
Minutes..... 2, 2x, last vs. Stony Brook (11/28/12)

Year	GP	-GS	Min	-Avg	FG	-FGA	Pct	3FG	-FGA	Pct	FT	-FTA	Pct	Off	Def	Tot	Avg	PF	FO	A	TO	Blk	Stl	Pts	Avg
2010-11	5	-0	5	-1.0	0	-2	.000	0	-1	.000	0	-1	.000	0	0	0	0.0	1	0	0	0	0	1	0	0.0
2011-12	1	-0	0	-0.0	0	-0	.000	0	-0	.000	0	-0	.000	0	0	0	0.0	0	0	0	0	0	0	0	0.0
2012-13	1	-0	2	-2.0	0	-1	.000	0	-1	.000	0	-0	.000	0	0	0	0.0	0	0	0	2	0	1	0	0.0
Totals	7	-0	7	-1.0	0	-3	.000	0	-2	.000	0	-1	.000	0	0	0	0.0	1	0	0	2	0	2	0	0.0

Opponent	Min	FG-A	3P-3A	FT-A	R	A	TO	Blk	Stl	PF	PTS
WESTERN MICHIGAN	DNP	-CD									
ST. BONAVENTURE	DNP	-CD									
SAINT PETER'S	DNP	-CD									
at Wisconsin	DNP	-CD									
at Arizona State	DNP	-CD									
vs. Presbyterian	DNP	-CD									
vs. Longwood	DNP	-CD									
STONY BROOK	2	0-1	0-1	0-0	0	0	2	0	1	0	0
COLGATE	DNP	-CD									
at Vanderbilt											
at Duke											
at Boston University											
at St. Francis (Pa.)											
at Binghamton											
BUCKNELL											
AMERICAN											
SUNY-Old Westbury											

Opponent	Min	FG-A	3P-3A	FT-A	R	A	TO	Blk	Stl	PF	PTS
COLUMBIA											
at Columbia											
at Princeton											
at Penn											
HARVARD											
DARTMOUTH											
at Yale											
at Brown											
PENN											
PRINCETON											
BROWN											
YALE											
at Dartmouth											
at Harvard											



#3 NOLAN CRESSLER

- Averaging 9.0 points, 3.6 rebounds and 1.0 assists in nine games this season for the Big Red.
- He is connecting on 43 percent from 3-point range (17-of-40).
- The Big Red is 3-1 since his move into the starting lineup.
- Exploded onto the scene in collegiate debut with 20 points, including 6-of-8 shooting from 3-point range, in the win over Western Michigan. Added two rebounds, an assist, a block and a steal in just 18 minutes.
- Ivy League Rookie of the Week after the win over Western Michigan.
- Had 10 points and three rebounds against Saint Peter's.
- Scored six points and grabbed a career-high six rebounds at Arizona State.
- Scored 14 points with five rebounds in the win over Presbyterian and 12 points, four rebounds and three assists the following day against Longwood.

Freshman • Guard • 6-4 • 198

Pittsburgh, Pa. • Plum HS

Applied Economics & Management

SEASON HIGHS

Points..... 20 vs. Western Michigan (11/10/12)
Rebounds..... 6 at Arizona State (11/20/12)
FG Made..... 7 vs. Western Michigan (11/10/12)
FG Attempts..... 12 vs. Western Michigan (11/10/12)
FT Made..... 3 vs. Colgate (12/1/12)
FT Attempts..... 4 vs. Colgate (12/1/12)
3pt Made..... 6 vs. Western Michigan (11/10/12)
3pt Attempts..... 8 vs. Western Michigan (11/10/12)
Assists..... 3 vs. Longwood (11/24/12)
Steals..... 3 vs. Stony Brook (11/28/12)
Blocks..... 1 vs. Western Michigan (11/10/12)
Minutes..... 29 vs. Colgate (12/1/12)

CAREER HIGHS

Points..... 20 vs. Western Michigan (11/10/12)
Rebounds..... 6 at Arizona State (11/20/12)
FG Made..... 7 vs. Western Michigan (11/10/12)
FG Attempts..... 12 vs. Western Michigan (11/10/12)
FT Made..... 3 vs. Colgate (12/1/12)
FT Attempts..... 4 vs. Colgate (12/1/12)
3pt Made..... 6 vs. Western Michigan (11/10/12)
3pt Attempts..... 8 vs. Western Michigan (11/10/12)
Assists..... 3 vs. Longwood (11/24/12)
Steals..... 3 vs. Stony Brook (11/28/12)
Blocks..... 1 vs. Western Michigan (11/10/12)
Minutes..... 29 vs. Colgate (12/1/12)

Year	GP	GS	Min	Avg	FG	-FGA	Pct	3FG	-3FGA	Pct	FT	-FTA	Pct	Off	Def	Tot	Avg	PF	FO	A	TO	Blk	Stl	Pts	Avg
2012-13	9	4	188	20.9	26	70	.371	17	40	.425	12	17	.706	5	27	32	3.6	19	0	9	10	1	5	81	9.0
Totals	9	4	188	20.9	26	70	.371	17	40	.425	12	17	.706	5	27	32	3.6	19	0	9	10	1	5	81	9.0

Opponent	Min.	FG-A	3P-3A	FT-A	R	A	TO	Blk	Stl	PF	PTS
WESTERN MICHIGAN	18	7-12	6-8	0-0	2	1	0	1	1	4	20
ST. BONAVENTURE	14	0-4	0-1	2-2	2	0	0	0	0	2	2
SAINT PETER'S	18	3-5	2-3	2-2	3	0	1	0	0	3	10
at Wisconsin	18	2-8	0-2	1-3	3	0	0	0	0	0	5
at Arizona State	22	2-7	2-4	0-0	6	1	1	0	0	2	6
vs. Presbyterian*	19	5-10	3-6	1-2	5	2	1	0	0	2	14
vs. Longwood*	24	4-7	2-4	2-2	4	3	1	0	0	3	12
STONY BROOK*	26	3-9	2-7	1-2	2	2	3	0	3	2	9
COLGATE*	29	0-8	0-5	3-4	5	0	3	0	1	1	3

Opponent	Min.	FG-A	3P-3A	FT-A	R	A	TO	Blk	Stl	PF	PTS
COLUMBIA	at Columbia										
at Princeton											
at Penn											
HARVARD											
DARTMOUTH											
at Yale											
at Brown											
PENN											
PRINCETON											
BROWN											
YALE											
at Dartmouth											
at Harvard											



#34 JOSH FIGINI

- Averaging 4.2 points, 2.2 rebounds, 0.6 blocks and 0.7 steals this season.
- Had 12 points, two rebounds and two blocked shots at Arizona State.
- Played 12 productive minutes in the win over Western Michigan, posting five points, five rebounds and two blocked shots.
- Had three points, three rebounds, two steals and a block against St. Bonaventure.
- Notched five points and three rebounds in just 11 minutes against Saint Peter's.
- Scored seven points and grabbed two rebounds in just 11 minutes in the win over Longwood.

Senior • Forward • 6-9 • 210

Chisago Lakes, Minn. • Chisago Lakes HS

Nutritional Sciences

SEASON HIGHS

Points..... 12 at Arizona State (11/20/12)
Rebounds..... 5 vs. Western Michigan (11/10/12)
FG Made..... 5 at Arizona State (11/20/12)
FG Attempts..... 10 at Arizona State (11/20/12)
FT Made..... —
FT Attempts..... —
3pt Made..... 2 at Arizona State (11/20/12)
3pt Attempts..... 6 at Arizona State (11/20/12)
Assists..... 1, 3x, last vs. Colgate (12/1/12)
Steals..... 2 vs. St. Bonaventure (11/14/12)
Blocks..... 2, 2x, last at Arizona State (11/20/12)
Minutes..... 23 vs. St. Bonaventure (11/14/12)

CAREER HIGHS

Points..... 14, 3x, last at Illinois (12/19/11)
Rebounds..... 7, 2x, last vs. Lehigh (12/3/11)
FG Made..... 6 vs. American (11/27/11)
FG Attempts..... 11 at Illinois (12/19/11)
FT Made..... 4, 2x, last vs. Albany (12/17/11)
FT Attempts..... 6 vs. Albany (12/17/11)
3pt Made..... 3 at Illinois (12/19/11)
3pt Attempts..... 6 at Arizona State (11/20/12)
Assists..... 2 vs. Lehigh (12/3/11)
Steals..... 3 vs. Albany (12/17/11)
Blocks..... 2, 4x, last at Arizona State (11/20/12)
Minutes..... 29 at Illinois (12/19/11)

Year	GP	GS	Min	Avg	FG	-FGA	Pct	3FG	-3FGA	Pct	FT	-FTA	Pct	Off	Def	Tot	Avg	PF	FO	A	TO	Blk	Stl	Pts	Avg
2009-10	10	0	28	2.8	2	10	.200	0	8	.000	3	3	1.000	2	6	8	0.8	2	0	1	4	1	0	7	0.7
2010-11	22	10	186	8.5	26	74	.351	9	25	.360	9	14	.643	9	28	37	1.7	27	1	6	9	4	7	70	3.2
2011-12	26	5	315	12.1	39	93	.419	11	21	.524	23	32	.719	25	29	54	2.1	42	1	8	10	8	11	112	4.3
2012-13	9	6	128	14.2	16	40	.400	6	18	.333	0	0	.000	3	17	20	2.2	14	0	3	5	5	6	38	4.2
Totals	67	21	657	9.8	83	217	.382	26	72	.361	35	49	.714	39	80	119	1.8	85	2	18	28	18	24	227	3.4

Opponent	Min.	FG-A	3P-3A	FT-A	R	A	TO	Blk	Stl	PF	PTS
WESTERN MICHIGAN	12	2-4	1-2	0-0	5	0	0	2	0	2	5
ST. BONAVENTURE	23	1-4	1-2	0-0	3	0	0	1	2	4	3
SAINT PETER'S	11	2-4	1-1	0-0	3	0	1	0	0	1	5
at Wisconsin*	13	1-3	0-1	0-0	0	0	0	0	1	1	2
at Arizona State*	23	5-10	2-6	0-0	2	0	1	2	1	2	12
vs. Presbyterian*	13	1-5	0-3	0-0	2	1	0	0	1	1	2
vs. Longwood*	11	3-4	1-2	0-0	2	1	1	0	0	0	7
STONY BROOK*	15	1-2	0-0	0-0	2	0	1	0	1	2	2
COLGATE*	7	0-4	0-1	0-0	1	1	1	0	0	1	0

Opponent	Min.	FG-A	3P-3A	FT-A	R	A	TO	Blk	Stl	PF	PTS
COLUMBIA	at Columbia										
at Princeton											
at Penn											
HARVARD											
DARTMOUTH											
at Yale											
at Brown											
PENN											
PRINCETON											
BROWN											
YALE											
at Dartmouth											
at Harvard											



#50 DEION GIDDENS

- Has played in four games for a total of seven minutes while accumulating one rebound.
- Saw his first varsity action of 2012-13 with a one-minute stint at No. 22 Wisconsin.
- Also played one minute at Arizona State in front of family and friends.
- Had a rebound in three minutes of action against Presbyterian.

Sophomore • Forward/Center • 6-9 • 202
 Bittburg, Germany • Willow Canyon (Ariz.) HS
 Hotel Administration

SEASON HIGHS

Points.....
 Rebounds.....1 vs. Presbyterian (11/23/12)
 FG Made.....
 FG Attempts.....
 FT Made.....
 FT Attempts.....
 3pt Made.....
 3pt Attempts.....
 Assists.....
 Steals.....
 Blocks.....
 Minutes.....3 vs. Presbyterian (11/23/12)

CAREER HIGHS

Points.....4 at Delaware (11/22/11)
 Rebounds.....2, 3x, last at Yale (2/25/12)
 FG Made.....2 at Delaware (11/22/11)
 FG Attempts.....2, 2x, last at Penn State (12/21/11)
 FT Made.....2, 3x, last at Harvard (2/3/12)
 FT Attempts.....2, 4x, last at Harvard (2/3/12)
 3pt Made.....
 3pt Attempts.....
 Assists.....
 Steals.....1, 2x, last at Harvard (2/3/12)
 Blocks.....1, 2x, last at Bucknell (12/31/11)
 Minutes.....13 vs. Albright (1/7/12)

Year	GP -GS	Min -Avg	TOTAL		Pct	3-PTS		Pct	FT -FTA	Pct	Off	REBOUNDS				PF	FO	A	TO	Blk	Stl	Pts	Avg
			FG	-FGA		3FG	-FGA					Def	Tot	Avg									
2011-12	18-0	96 -5.3	4	-10	.400	0	-0	.000	6	-8	.750	8	5	13	0.7	11	0	0	1	2	2	14	0.8
2012-13	4-0	7 -1.8	0	-0	.000	0	-0	.000	0	-0	.000	0	1	1	0.3	0	0	0	0	0	0	0	0.0
Totals	22-0	103 -4.7	4	-10	.400	0	-0	.000	6	-8	.750	8	6	14	0.6	11	0	0	1	2	2	14	0.6

Opponent	Min.	FG-A	3P-3A	FT-A	R	A	TO	Blk	Stl	PF	PTS
WESTERN MICHIGAN	DNP - CD										
ST. BONAVENTURE	DNP - CD										
SAINT PETER'S	DNP - CD										
at Wisconsin	1	0-0	0-0	0-0	0	0	0	0	0	0	0
at Arizona State	1	0-0	0-0	0-0	0	0	0	0	0	0	0
vs. Presbyterian	3	0-0	0-0	0-0	1	0	0	0	0	0	0
vs. Longwood	DNP - CD										
STONY BROOK	2	0-0	0-0	0-0	0	0	0	0	0	0	0
COLGATE	DNP - CD										
at Vanderbilt											
at Duke											
at Boston University											
at St. Francis (Pa.)											
at Binghamton											
BUCKNELL											
AMERICAN											
SUNY-Old Westbury											

Opponent	Min.	FG-A	3P-3A	FT-A	R	A	TO	Blk	Stl	PF	PTS
COLUMBIA											
at Columbia											
at Princeton											
at Penn											
HARVARD											
DARTMOUTH											
at Yale											
at Brown											
PENN											
PRINCETON											
BROWN											
YALE											
at Dartmouth											
at Harvard											



#23 JOHNATHAN GRAY

- Averaging 7.3 points and 2.7 rebounds this season.
- Has upped that to 11.5 ppg. over his last four games while shooting .441 from the floor (15-of-34) and .462 (12-of-26) from 3-point range.
- Scored 11 points and grabbed five rebounds against St. Bonaventure.
- Notched 16 points and four rebounds in the win over Presbyterian.
- Scored a season-high 17 points, including 5-of-6 from 3-point range, against Stony Brook.
- Scored 10 points with five rebounds and three assists in the win over Colgate.

Senior • Guard • 6-3 • 182 • 2L
 Tampa, Fla. • Berkeley Preparatory HS
 Biology & Society

SEASON HIGHS

Points.....17 vs. Stony Brook (11/28/12)
 Rebounds.....5, 3x, last vs. Colgate (12/1/12)
 FG Made.....6 vs. Stony Brook (11/28/12)
 FG Attempts.....13 vs. Colgate (12/1/12)
 FT Made.....6 vs. St. Bonaventure (11/14/12)
 FT Attempts.....10 vs. Colgate (12/1/12)
 3pt Made.....5 vs. Stony Brook (11/28/12)
 3pt Attempts.....7, 2x, last vs. Presbyterian (11/23/12)
 Assists.....3 vs. Colgate (12/1/12)
 Steals.....1, 3x, last vs. Longwood (11/24/12)
 Blocks.....1 vs. Stony Brook (11/28/12)
 Minutes.....30 vs. Colgate (12/1/12)

CAREER HIGHS

Points.....29 vs. Yale (2/10/12)
 Rebounds.....11 vs. Dartmouth (2/19/11)
 FG Made.....10 vs. Yale (2/10/12)
 FG Attempts.....18 vs. Yale (2/10/12)
 FT Made.....7 vs. Lehigh (12/3/11)
 FT Attempts.....10 vs. Lehigh (12/3/11)
 3pt Made.....6 vs. Yale (2/10/12)
 3pt Attempts.....10 vs. Colgate (12/1/12)
 Assists.....4, 2x, last at Penn (2/17/12)
 Steals.....3 at Buffalo (11/16/11)
 Blocks.....1, 5x, last vs. Stony Brook (11/28/12)
 Minutes.....37 vs. Yale (2/10/12)

Year	GP -GS	Min -Avg	TOTAL		Pct	3-PTS		Pct	FT -FTA	Pct	REBOUNDS				PF	FO	A	TO	Blk	Stl	Pts	Avg	
			FG	-FGA		3FG	-FGA				Off	Def	Tot	Avg									
2009-10	4 -0	9 -2.3	0	-2	.000	0	-0	.000	0	-0	.000	0	2	2	0.5	0	0	0	3	0	0	0.0	
2010-11	26 -2	34.9 -13.4	42	-109	.385	19	-58	.328	19	-30	.633	26	33	59	2.3	44	1	29	29	3	9	122	4.7
2011-12	28 -17	61.2 -21.9	80	-210	.381	29	-92	.315	57	-74	.770	27	59	86	3.1	56	0	22	35	2	21	246	8.8
2012-13	9 -9	17.3 -19.2	20	-66	.303	14	-46	.304	12	-20	.600	6	18	24	2.7	10	0	10	11	1	3	66	7.3
Totals	67 -28	114.3 -17.1	142	-387	.367	62	-196	.316	88	-124	.710	59	112	171	2.6	110	1	61	78	6	33	434	6.5

Opponent	Min.	FG-A	3P-3A	FT-A	R	A	TO	Blk	Stl	PF	PTS
WESTERN MICHIGAN*	19	2-11	1-7	0-0	2	0	2	0	0	3	5
ST. BONAVENTURE*	26	2-10	1-5	6-9	5	2	3	0	0	4	11
SAINT PETER'S*	18	1-7	0-5	1-2	5	1	0	0	0	0	3
at Wisconsin*	7	0-2	0-1	1-2	1	1	2	0	0	0	1
at Arizona State*	11	0-2	0-2	0-1	1	0	0	0	1	0	0
vs. Presbyterian*	26	5-10	3-7	3-4	4	1	0	0	1	1	16
vs. Longwood*	16	1-3	1-3	0-0	0	1	1	0	1	0	3
STONY BROOK*	20	6-8	5-6	0-0	1	1	3	1	0	1	17
COLGATE*	30	3-13	3-10	1-2	5	3	0	0	0	1	10
at Vanderbilt											
at Duke											
at Boston University											
at St. Francis (Pa.)											
at Binghamton											
BUCKNELL											
AMERICAN											
SUNY-Old Westbury											

Opponent	Min.	FG-A	3P-3A	FT-A	R	A	TO	Blk	Stl	PF	PTS
COLUMBIA											
at Columbia											
at Princeton											
at Penn											
HARVARD											
DARTMOUTH											
at Yale											
at Brown											
PENN											
PRINCETON											
BROWN											
YALE											
at Dartmouth											
at Harvard											



#30 HOLT HARMON

- Has played in four games for a total of 14 minutes, posting three points, an assist, a blocked shot and a steal.
- Scored first collegiate points with a long 3-pointer to end the first half against Stony Brook.
- Saw first varsity action against St. Bonaventure, blocking a shot in two minutes.
- Also played four minutes with a steal at Wisconsin.
- Had an assist in a four-minute stint against Presbyterian.

Freshman • Forward • 6-9 • 220
Plano, Texas/Plano West HS
Applied Economics & Management

SEASON HIGHS

Points.....3 vs. Stony Brook (11/28/12)
Rebounds.....
FG Made.....1 vs. Stony Brook (11/28/12)
FG Attempts...1, 2x, last vs. Stony Brook (11/28/12)
FT Made.....
FT Attempts.....
3pt Made.....1 vs. Stony Brook (11/28/12)
3pt Attempts.....1 vs. Stony Brook (11/28/12)
Assists.....1 vs. Longwood (11/24/12)
Steals.....1 at Wisconsin (11/18/12)
Blocks.....1 vs. St. Bonaventure (11/14/12)
Minutes.....4, 3x, last vs. Stony Brook (11/28/12)

CAREER HIGHS

Points.....3 vs. Stony Brook (11/28/12)
Rebounds.....
FG Made.....1 vs. Stony Brook (11/28/12)
FG Attempts...1, 2x, last vs. Stony Brook (11/28/12)
FT Made.....
FT Attempts.....
3pt Made.....1 vs. Stony Brook (11/28/12)
3pt Attempts.....1 vs. Stony Brook (11/28/12)
Assists.....1 vs. Longwood (11/24/12)
Steals.....1 at Wisconsin (11/18/12)
Blocks.....1 vs. St. Bonaventure (11/14/12)
Minutes.....4, 3x, last vs. Stony Brook (11/28/12)

Year	GP -GS	Min -Avg	TOTAL			3-PTS			FT -FTA	Pct	REBOUNDS					PF	FO	A	TO	Blk	Stl	Pts	Avg
			FG	-FGA	Pct	3FG	-FGA	Pct			Off	Def	Tot	Avg									
2012-13	4 -0	14 -3.5	1 -2	.500		1 -1	1.000	0 -0		.000	0	0	0	0.0		1	0	1	1	1	1	3	0.8
Totals	4 -0	14 -3.5	1 -2	.500		1 -1	1.000	0 -0		.000	0	0	0	0.0		1	0	1	1	1	1	3	0.8

Opponent	Min.	FG-A	3P-3A	FT-A	R	A	TO	Blk	Stl	PF	PTS
WESTERN MICHIGAN	DNP - CD										
ST. BONAVENTURE	2	0-1	0-0	0-0	0	0	1	1	0	0	0
SAINT PETER'S	DNP - CD										
at Wisconsin	4	0-0	0-0	0-0	0	0	0	0	1	0	0
at Arizona State	DNP - CD										
vs. Presbyterian	4	0-0	0-0	0-0	0	1	0	0	0	0	0
vs. Longwood	DNP - CD										
STONY BROOK	4	1-1	1-1	0-0	0	0	0	0	0	1	3
COLGATE	DNP - CD										
at Vanderbilt											
at Duke											
at Boston University											
at St. Francis (Pa.)											
at Binghamton											
BUCKNELL											
AMERICAN											
SUNY-Old Westbury											

Opponent	Min.	FG-A	3P-3A	FT-A	R	A	TO	Blk	Stl	PF	PTS
COLUMBIA											
at Columbia											
at Princeton											
at Penn											
HARVARD											
DARTMOUTH											
at Yale											
at Brown											
PENN											
PRINCETON											
BROWN											
YALE											
at Dartmouth											
at Harvard											



#4 DAVE LAMORE

- Has played in two contests for a total of 10 minutes.
- Saw his first action of 2012-13 with a seven-minute stint vs. No. 22 Wisconsin.
- Also saw a three-minute stint off the bench against Presbyterian.

Sophomore • Forward/Center • 6-9 • 225 • 1L
Whitmore Lake, Mich. • Dexter HS
Communication

SEASON HIGHS

Points.....
Rebounds.....
FG Made.....
FG Attempts.....1 at Wisconsin (11/18/12)
FT Made.....
FT Attempts.....
3pt Made.....
3pt Attempts.....
Assists.....
Steals.....
Blocks.....
Minutes.....7 at Wisconsin (11/18/12)

CAREER HIGHS

Points.....8 vs. Harvard (3/3/12)
Rebounds.....5 vs. Dartmouth (3/2/12)
FG Made.....4 vs. Harvard (3/3/12)
FG Attempts.....5 vs. Albright (1/7/12)
FT Made.....2, 3x, last at Harvard (2/3/12)
FT Attempts.....2, 4x, last at Dartmouth (2/4/12)
3pt Made.....
3pt Attempts.....
Assists.....2 vs. Albright (1/7/12)
Steals.....1 vs. Albright (1/7/12)
Blocks.....2 at Harvard (2/3/12)
Minutes.....15 vs. Dartmouth (3/2/12)

Year	GP -GS	Min -Avg	TOTAL			3-PTS			FT -FTA	Pct	REBOUNDS					PF	FO	A	TO	Blk	Stl	Pts	Avg
			FG	-FGA	Pct	3FG	-FGA	Pct			Off	Def	Tot	Avg									
2011-12	17 -0	136 -8.0	13 -27	.481		0 -0	.000	7 -11		.636	11	9	20	1.2		31	0	4	9	7	1	33	1.9
2012-13	2 -0	10 -5.0	0 -1	.000		0 -0	.000	0 -0		.000	0	0	0	0.0		0	0	0	0	0	0	0	0.0
Totals	19 -0	146 -7.7	13 -28	.464		0 -0	.000	7 -11		.636	11	9	20	1.1		31	0	4	9	7	1	33	1.7

Opponent	Min.	FG-A	3P-3A	FT-A	R	A	TO	Blk	Stl	PF	PTS
WESTERN MICHIGAN	DNP - CD										
ST. BONAVENTURE	DNP - CD										
SAINT PETER'S	DNP - CD										
at Wisconsin	7	0-1	0-0	0-0	0	0	0	0	0	0	0
at Arizona State	DNP - CD										
vs. Presbyterian	3	0-0	0-0	0-0	0	0	0	0	0	0	0
vs. Longwood	DNP - CD										
STONY BROOK	DNP - INJ										
COLGATE	DNP - INJ										
at Vanderbilt											
at Duke											
at Boston University											
at St. Francis (Pa.)											
at Binghamton											
BUCKNELL											
AMERICAN											
SUNY-Old Westbury											

Opponent	Min.	FG-A	3P-3A	FT-A	R	A	TO	Blk	Stl	PF	PTS
COLUMBIA											
at Columbia											
at Princeton											
at Penn											
HARVARD											
DARTMOUTH											
at Yale											
at Brown											
PENN											
PRINCETON											
BROWN											
YALE											
at Dartmouth											
at Harvard											



#20 JAKE MATTHEWS

• Has missed the first nine games of 2012-13 due to injury.

Junior • Guard • 6-2 • 160

Greensburg, Pa. • Greensburg-Salem HS
Communication

SEASON HIGHS

Points.....	—
Rebounds.....	—
FG Made.....	—
FG Attempts.....	—
FT Made.....	—
FT Attempts.....	—
3pt Made.....	—
3pt Attempts.....	—
Assists.....	—
Steals.....	—
Blocks.....	—
Minutes.....	—

CAREER HIGHS

Points.....	10 vs. Dartmouth (2/19/11)
Rebounds.....	3, 2x, last at Harvard (1/29/11)
FG Made.....	3, 2x, last vs. Dartmouth (2/19/11)
FG Attempts.....	5, 2x, last at Harvard (1/29/11)
FT Made.....	3 vs. Dartmouth (2/19/11)
FT Attempts.....	3 vs. Dartmouth (2/19/11)
3pt Made.....	1, 4x, last vs. Dartmouth (2/19/11)
3pt Attempts.....	3 at Seton Hall (11/14/10)
Assists.....	4 at Seton Hall (11/14/10)
Steals.....	1, 3x, last vs. Dartmouth (2/19/11)
Blocks.....	—
Minutes.....	24 at Harvard (1/29/11)

Year	GP -GS	Min -Avg	TOTAL			3-PTS			REBOUNDS													
			FG -FGA	Pct	3FG -FGA	Pct	FT -FTA	Pct	Off	Def	Tot	Avg	PF	FO	A	TO	Blk	Stl	Pts	Avg		
2010-11	21 -11	187 -8.9	11 -26	.423	4 -13	.308	4 -5	.800	4	14	18	0.9	15	0	12	14	0	3	30	1.4		
2011-12	Did not play - injured																					
2012-13																						
Totals	21 -11	187 -8.9	11 -26	.423	4 -13	.308	4 -5	.800	4	14	18	0.9	15	0	12	14	0	3	30	1.4		

Opponent	Min.	FG-A	3P-3A	FT-A	R	A	TO	Blk	Stl	PF	PTS
WESTERN MICHIGAN	DNP - INJ										
ST. BONAVENTURE	DNP - INJ										
SAINT PETER'S	DNP - INJ										
at Wisconsin	DNP - INJ										
at Arizona State	DNP - INJ										
vs. Presbyterian	DNP - INJ										
vs. Longwood	DNP - INJ										
STONY BROOK	DNP - INJ										
COLGATE	DNP - INJ										

Opponent	Min.	FG-A	3P-3A	FT-A	R	A	TO	Blk	Stl	PF	PTS
COLUMBIA											
at Columbia											
at Princeton											
at Penn											
HARVARD											
DARTMOUTH											
at Yale											
at Brown											
PENN											
PRINCETON											
BROWN											
YALE											
at Dartmouth											
at Harvard											



#21 PETER McMILLAN

• Has played in three contests off the bench for a total of nine minutes, recording three points, a rebound, a block and a steal.
• Had three points, a blocked shot and a steal in two minutes against Stony Brook.
• Saw his first varsity action of 2012-13 at No. 22 Wisconsin.
• Notched a rebound in two minutes against Presbyterian.

Senior • Forward • 6-7 • 210 • 3L

Brentwood, Calif. • Northfield Mt. Hermon School
Anthropology

SEASON HIGHS

Points.....	3 vs. Stony Brook (11/28/12)
Rebounds.....	1 vs. Presbyterian (11/23/12)
FG Made.....	1 vs. Stony Brook (11/28/12)
FG Attempts.....	2 at Wisconsin (11/18/12)
FT Made.....	—
FT Attempts.....	—
3pt Made.....	1 vs. Stony Brook (11/28/12)
3pt Attempts.....	1, 2x, last vs. Stony Brook (11/28/12)
Assists.....	—
Steals.....	1 vs. Stony Brook (11/28/12)
Blocks.....	1 vs. Stony Brook (11/28/12)
Minutes.....	5 at Wisconsin (11/18/12)

CAREER HIGHS

Points.....	9 at Minnesota (12/4/10)
Rebounds.....	4 at Minnesota (12/4/10)
FG Made.....	3 at Minnesota (12/4/10)
FG Attempts.....	7 at Minnesota (12/4/10)
FT Made.....	1 at Binghamton (12/18/10)
FT Attempts.....	2 at Binghamton (12/18/10)
3pt Made.....	3 at Minnesota (12/4/10)
3pt Attempts.....	7 at Minnesota (12/4/10)
Assists.....	1, 2x, last vs. Clarkson (1/11/10)
Steals.....	1 vs. Stony Brook (11/28/12)
Blocks.....	1, 2x, last vs. Stony Brook (11/28/12)
Minutes.....	18 at Minnesota (12/4/10)

Year	GP -GS	Min -Avg	TOTAL			3-PTS			REBOUNDS										PF	FO	A	TO	Blk	Stl	Pts	Avg
			FG	-FGA	Pct	3FG	-FGA	Pct	FT	-FTA	Pct	Off	Def	Tot	Avg											
2009-10	7-0	24 -3.4	2-6		.333	2-4		.500	0-0		.000	1	6	7	1.0	0	0	2	1	1	0	6	0.9			
2010-11	13-1	71 -5.5	4-20		.200	3-15		.200	1-2		.500	3	8	11	0.8	6	0	0	1	0	0	12	0.9			
2011-12	8-0	11 -1.4	2-4		.500	1-3		.333	0-0		.000	0	1	1	0.1	1	0	1	0	0	5	0.6				
2012-13	3-0	9 -3.0	1-4		.250	1-2		.500	0-0		.000	0	1	1	0.3	0	0	0	3	1	1	3	1.0			
Totals	31-1	115 -3.7	9-34		.265	7-24		.292	1-2		.500	4	16	20	0.6	7	0	2	6	2	1	26	0.8			

Opponent	Min.	FG-A	3P-3A	FT-A	R	A	TO	Blk	Stl	PF	PTS
WESTERN MICHIGAN	DNP - INJ										
ST. BONAVENTURE	DNP - CD										
SAINT PETER'S	DNP - CD										
at Wisconsin	5	0-2	0-0	0-0	0	0	1	0	0	0	0
at Arizona State	DNP - CD										
vs. Presbyterian	2	0-1	0-1	0-0	1	0	2	0	0	0	0
vs. Longwood	DNP - CD										
STONY BROOK	2	1-1	1-1	0-0	0	0	0	1	1	0	3
COLGATE	DNP - CD										

Opponent	Min.	FG-A	3P-3A	FT-A	R	A	TO	Blk	Stl	PF	PTS
COLUMBIA											
at Columbia											
at Princeton											
at Penn											
HARVARD											
DARTMOUTH											
at Yale											
at Brown											
PENN											
PRINCETON											
BROWN											
YALE											
at Dartmouth											
at Harvard											



#32 SHONN MILLER

- Averaging 10.0 points, 7.4 rebounds, 2.1 steals, 1.9 blocks and 1.2 assists in nine starts while shooting 45 percent from the floor and 85 percent from the free-throw line in 2012-13.
- Had 13 points, 12 rebounds and three steals at Arizona State.
- Impacted the win over Western Michigan with nine points, six rebounds, six blocks, three steals and three assists. His blocked shot and assist totals were career highs.
- Had six points, eight rebounds, two assists, a steal and a block against St. Bonaventure.
- Scored 13 points with three rebounds, three blocks and three steals against Saint Peter's.
- Dominated in the win over Colgate with career highs of 20 points and 14 rebounds to go along with four blocks and three steals.
- Averaging 12.0 points and 8.6 rebounds in his last five games, shooting .543 (19-of-35) from the floor.
- Averaged 12.0 points, 6.0 rebounds, 1.5 assists and 1.5 steals in two games in Las Vegas to earn all-tournament honors.

Sophomore • Forward • 6-7 • 210 • 1L

Euclid, Ohio • St. Ignatius HS

Development Sociology

SEASON HIGHS

Points.....20 vs. Colgate (12/1/12)
Rebounds.....14 vs. Colgate (12/1/12)
FG Made.....6 vs. Colgate (12/1/12)
FG Attempts.....10 vs. Colgate (12/1/12)
FT Made.....7 vs. Colgate (12/1/12)
FT Attempts.....9 vs. Colgate (12/1/12)
3pt Made.....2 vs. Longwood (11/24/12)
3pt Attempts.....4 vs. Western Michigan (11/10/12)
Assists.....3 vs. Western Michigan (11/10/12)
Steals.....3, 5x, last vs. Colgate (12/1/12)
Blocks.....6 vs. Western Michigan (11/10/12)
Minutes.....36 vs. St. Bonaventure (11/14/12)

CAREER HIGHS

Points.....20 vs. Colgate (12/1/12)
Rebounds.....14 vs. Colgate (12/1/12)
FG Made.....8, 2x, last at Brown (2/24/12)
FG Attempts.....16 at Brown (2/24/12)
FT Made.....7 vs. Colgate (12/1/12)
FT Attempts.....9 vs. Colgate (12/1/12)
3pt Made.....3 at Penn State (12/21/11)
3pt Attempts.....6 at Penn State (12/21/11)
Assists.....3 vs. Western Michigan (11/10/12)
Steals.....4 at Columbia (1/21/12)
Blocks.....6 vs. Western Michigan (11/10/12)
Minutes.....36, 2x, last vs. St. Bonaventure (11/14/12)

Year	GP	-GS	Min	-Avg	FG	-FGA	Pct	3FG	-FGA	Pct	FT	-FTA	Pct	Off	Def	Tot	Avg	PF	FO	A	TO	Blk	Stl	Pts	Avg
2011-12	28	-21	700	-25.0	95	-214	.444	20	-66	.303	40	-62	.645	32	138	170	6.1	81	5	18	41	48	36	250	8.9
2012-13	9	-9	265	-29.4	29	-64	.453	4	-15	.267	28	-33	.848	16	51	67	7.4	19	0	11	18	17	19	90	10.0
Totals	37	-30	965	-26.1	124	-278	.446	24	-81	.296	68	-95	.716	48	189	237	6.4	100	5	29	59	65	55	340	9.2

Opponent	Min.	FG-A	3P-3A	FT-A	R	A	TO	Blk	Stl	PF	PTS
WESTERN MICHIGAN*	33	2-8	0-4	5-6	6	3	4	6	3	2	9
ST. BONAVENTURE*	36	2-5	0-1	2-2	8	2	3	1	1	3	6
SAINT PETER'S*	27	5-9	0-1	3-3	3	0	2	3	3	2	13
at Wisconsin*	26	1-7	0-0	0-0	7	1	0	2	1	1	2
at Arizona State*	34	4-6	1-2	4-5	12	1	3	0	3	3	13
vs. Presbyterian*	27	5-7	0-1	0-0	5	1	1	0	3	1	10
vs. Longwood*	25	4-8	2-2	4-4	7	2	2	1	0	4	14
STONY BROOK*	24	0-4	0-3	3-4	5	0	1	0	2	1	3
COLGATE*	33	6-10	1-1	7-9	14	1	2	4	3	2	20

Opponent	Min.	FG-A	3P-3A	FT-A	R	A	TO	Blk	Stl	PF	PTS
COLUMBIA											
at Columbia											
at Princeton											
at Penn											
HARVARD											
DARTMOUTH											
at Yale											
at Brown											
PENN											
PRINCETON											
BROWN											
YALE											
at Dartmouth											
at Harvard											



#11 ROBERT MISCHLER

- Earned first varsity action with two minutes against Stony Brook, recording one assist.

Freshman • Guard • 6-3 • 183

Mishawaka, Ind. • Marian HS

Biological Sciences

SEASON HIGHS

Points.....
Rebounds.....
FG Made.....
FG Attempts.....
FT Made.....
FT Attempts.....
3pt Made.....
3pt Attempts.....
Assists.....1 vs. Stony Brook (11/28/12)
Steals.....
Blocks.....
Minutes.....2 vs. Stony Brook (11/28/12)

CAREER HIGHS

Points.....
Rebounds.....
FG Made.....
FG Attempts.....
FT Made.....
FT Attempts.....
3pt Made.....
3pt Attempts.....
Assists.....1 vs. Stony Brook (11/28/12)
Steals.....
Blocks.....
Minutes.....2 vs. Stony Brook (11/28/12)

Year	GP	-GS	Min	-Avg	TOTAL			3-PTS			REBOUNDS														
					FG	-FGA	Pct	3FG	-FGA	Pct	FT	-FTA	Pct	Off	Def	Tot	Avg	PF	FO	A	TO	Blk	Stl	Pts	Avg
2012-13	1	-0	2	-2.0	0	-0	.000	0	-0	.000	0	-0	.000	0	0	0	0.0	0	0	1	0	0	0	0	0.0
Totals	1	-0	2	-2.0	0	-0	.000	0	-0	.000	0	-0	.000	0	0	0	0.0	0	0	1	0	0	0	0	0.0

Opponent	Min.	FG-A	3P-3A	FT-A	R	A	TO	Blk	Stl	PF	PTS
WESTERN MICHIGAN		DNP	-CD								
ST. BONAVENTURE		DNP	-CD								
SAINT PETER'S		DNP	-CD								
at Wisconsin		DNP	-CD								
at Arizona State		DNP	-CD								
vs. Presbyterian		DNP	-CD								
vs. Longwood		DNP	-CD								
STONY BROOK	2	0-0	0-0	0-0	0	1	0	0	0	0	0
COLGATE		DNP	-CD								
at Vanderbilt											
at Duke											
at Boston University											
at St. Francis (Pa.)											
at Binghamton											
BUCKNELL											
AMERICAN											
SUNY-Old Westbury											

Opponent	Min.	FG-A	3P-3A	FT-A	R	A	TO	Blk	Stl	PF	PTS
COLUMBIA											
at Columbia											
at Princeton											
at Penn											
HARVARD											
DARTMOUTH											
at Yale											
at Brown											
PENN											
PRINCETON											
BROWN											
YALE											
at Dartmouth											
at Harvard											



#13 ERRICK PECK

- Averaging 7.4 points, 4.8 rebounds and 0.9 assists in the team's first nine contests.
- Earned a start in his return to the court, collecting 10 points and three rebounds in the win over Western Michigan.
- Had 17 points on 6-of-8 shooting with seven rebounds against St. Bonaventure.
- Had 14 points, 10 rebounds and two assists in the win over Longwood.
- Scored 14 points and grabbed seven rebounds in just 24 minutes in the win over Colgate.

Senior • Forward • 6-6 • 223 • 2L
Indianapolis, Ind. • Cathedral HS
Hotel Administration

SEASON HIGHS

Points..... 17 vs. St. Bonaventure (11/14/12)
Rebounds..... 10 vs. Longwood (11/24/12)
FG Made..... 6, 2x, last vs. Colgate (12/1/12)
FG Attempts..... 11 vs. Colgate (12/1/12)
FT Made..... 4, 2x, last vs. Longwood (11/24/12)
FT Attempts..... 7 vs. Western Michigan (11/10/12)
3pt Made..... 2, 2x, last vs. Colgate (12/1/12)
3pt Attempts..... 2, 4x, last vs. Longwood (11/24/12)
Assists..... 2, 2x, last vs. Longwood (11/24/12)
Steals..... 2 at Arizona State (11/20/12)
Blocks..... 1, 3x, last at Arizona State (11/20/12)
Minutes..... 29 vs. Western Michigan (11/10/12)

CAREER HIGHS

Points..... 22 vs. Dartmouth (2/19/11)
Rebounds..... 10 vs. Longwood (11/24/12)
FG Made..... 9 vs. Bucknell (12/20/10)
FG Attempts..... 15 vs. Buffalo (1/3/11)
FT Made..... 7 at Minnesota (12/4/10)
FT Attempts..... 9 at Minnesota (12/4/10)
3pt Made..... 4 vs. Dartmouth (2/19/11)
3pt Attempts..... 6, 2x, last vs. Dartmouth (2/19/11)
Assists..... 5 at Minnesota (12/4/10)
Steals..... 4 at Dartmouth (1/28/11)
Blocks..... 3 at Columbia (1/15/11)
Minutes..... 33, 3x, last at Columbia (1/15/11)

Year	GP	-GS	Min	-Avg	FG	-FGA	Pct	3FG	-FGA	Pct	FT	-FTA	Pct	Off	Def	Tot	Avg	PF	FO	A	TO	Blk	Stl	Pts	Avg
2009-10	31	-0	228	-7.4	38	-97	.392	6	-18	.333	20	-27	.741	25	20	45	1.5	33	0	12	16	6	6	102	3.3
2010-11	27	-24	621	-23.0	105	-253	.415	25	-66	.379	62	-89	.697	38	60	98	3.6	81	2	35	44	19	17	297	11.0
2011-12	Did not play - injured																								
2012-13	9	-2	185	-20.6	25	-61	.410	4	-14	.286	13	-19	.684	14	29	43	4.8	20	1	8	20	3	3	67	7.4
Totals	67	-26	1034	-15.4	168	-411	.409	35	-98	.357	95	-135	.704	77	109	186	2.8	134	3	55	80	28	26	466	7.0

Opponent	Min.	FG-A	3P-3A	FT-A	R	A	TO	Blk	Stl	PF	PTS
WESTERN MICHIGAN*	29	3-9	0-2	4-7	3	1	4	1	0	1	10
ST. BONAVENTURE	23	6-8	2-2	3-3	7	1	0	0	1	5	17
SAINT PETER'S*	14	0-4	0-1	1-2	4	2	1	1	0	0	1
at Wisconsin	16	1-5	0-1	0-0	3	1	3	0	0	3	2
at Arizona State	20	2-8	0-1	0-0	3	0	3	1	2	3	4
vs. Presbyterian	17	2-5	0-2	0-0	4	1	0	0	0	3	4
vs. Longwood	28	5-9	0-2	4-4	10	2	5	0	0	4	14
STONY BROOK	14	0-2	0-0	1-2	2	0	1	0	0	0	1
COLGATE	24	6-11	2-3	0-1	7	0	3	0	0	1	14
at Vanderbilt											
at Duke											
at Boston University											
at St. Francis (Pa.)											
at Binghamton											
BUCKNELL											
AMERICAN											
SUNY-Old Westbury											

Opponent	Min.	FG-A	3P-3A	FT-A	R	A	TO	Blk	Stl	PF	PTS
COLUMBIA											
at Columbia											
at Princeton											
at Penn											
HARVARD											
DARTMOUTH											
at Yale											
at Brown											
PENN											
PRINCETON											
BROWN											
YALE											
at Dartmouth											
at Harvard											



#12 DOMINICK SCELFO

- Averaging 8.0 minutes off the bench in six games, scoring six points with three assists and five rebounds in 48 total minutes.
- Had an assist and a rebound in four minutes off the bench in the win over Western Michigan.
- Scored three points against both Saint Peter's and Presbyterian.

Junior • Guard • 6-3 • 185 • 1L
Kenner, La. • Jesuit HS
Communication

SEASON HIGHS

Points..... 3, 2x, last vs. Presbyterian (11/23/12)
Rebounds..... 2 at Wisconsin (11/18/12)
FG Made..... 1, 2x, last vs. Presbyterian (11/23/12)
FG Attempts..... 5 vs. Saint Peter's (11/16/12)
FT Made..... —
FT Attempts..... —
3pt Made..... 1, 2x, last vs. Presbyterian (11/23/12)
3pt Attempts..... 5 vs. Saint Peter's (11/16/12)
Assists..... 1, 3x, last vs. Stony Brook (11/28/12)
Steals..... 1 vs. Stony Brook (11/28/12)
Blocks..... —
Minutes..... 14 vs. Saint Peter's (11/16/12)

CAREER HIGHS

Points..... 9 at Princeton (2/18/12)
Rebounds..... 2 at Wisconsin (11/18/12)
FG Made..... 3 at Princeton (2/18/12)
FG Attempts..... 8 at Princeton (2/18/12)
FT Made..... —
FT Attempts..... 3 at Penn (1/14/12)
3pt Made..... 3 at Princeton (2/18/12)
3pt Attempts..... 7 at Princeton (2/18/12)
Assists..... 2 vs. Dartmouth (3/2/12)
Steals..... 1 vs. Stony Brook (11/28/12)
Blocks..... —
Minutes..... 20 at Princeton (2/18/12)

Year	GP	-GS	Min	-Avg	FG	-FGA	Pct	3FG	-FGA	Pct	FT	-FTA	Pct	Off	Def	Tot	Avg	PF	FO	A	TO	Blk	Stl	Pts	Avg
2010-11	Did not play - injured																								
2011-12	11	-0	55	-5.0	5	-17	.294	5	-14	.357	0	-5	.000	0	3	3	0.3	1	0	4	4	0	0	15	1.4
2012-13	6	-0	48	-8.0	2	-12	.167	2	-12	.167	0	-0	.000	3	2	5	0.8	1	0	3	0	0	1	6	1.0
Totals	17	-0	103	-6.1	7	-29	.241	7	-26	.269	0	-5	.000	3	5	8	0.5	2	0	7	4	0	1	21	1.2

Opponent	Min.	FG-A	3P-3A	FT-A	R	A	TO	Blk	Stl	PF	PTS
WESTERN MICHIGAN	4	0-1	0-1	0-0	1	1	0	0	0	0	0
ST. BONAVENTURE	2	0-0	0-0	0-0	1	0	0	0	0	0	0
SAINT PETER'S	14	1-5	1-5	0-0	0	0	0	0	0	0	3
at Wisconsin	12	0-4	0-4	0-0	2	1	0	0	0	1	0
at Arizona State		DNP	-CD								
vs. Presbyterian	5	1-1	1-1	0-0	0	0	0	0	0	0	3
vs. Longwood		DNP	-CD								
STONY BROOK	11	0-1	0-1	0-0	1	1	0	0	1	0	0
COLGATE		DNP	-CD								
at Vanderbilt											
at Duke											
at Boston University											
at St. Francis (Pa.)											
at Binghamton											
BUCKNELL											
AMERICAN											
SUNY-Old Westbury											

Opponent	Min.	FG-A	3P-3A	FT-A	R	A	TO	Blk	Stl	PF	PTS
COLUMBIA											
at Columbia											
at Princeton											
at Penn											
HARVARD											
DARTMOUTH											
at Yale											
at Brown											
PENN											
PRINCETON											
BROWN											
YALE											
at Dartmouth											
at Harvard											



#33 DWIGHT TARWATER

- Saw spot duty in the team's first eight contests.
- Has scored eight points, grabbed two rebounds and collected three steals in 33 minutes of game action.
- Hit a 3-pointer, grabbed a rebound and had a steal in six minutes at No. 22 Wisconsin.
- Had an assist and a steal in five minutes of action against Saint Peter's.
- Averaged 2.5 points in wins over Presbyterian and Longwood in Las Vegas.

Junior • Forward • 6-6 • 230

Knoxville, Tenn. • The Webb School

Applied Economics & Management

SEASON HIGHS

Points.....3, 2x, last vs. Presbyterian (11/23/12)
Rebounds.....1, 2x, last vs. Longwood (11/24/12)
FG Made.....1, 3x, last vs. Longwood (11/24/12)
FG Attempts.....3 vs. Longwood (11/24/12)
FT Made.....—
FT Attempts.....—
3pt Made.....1, 2x, last vs. Presbyterian (11/23/12)
3pt Attempts.....2 vs. Presbyterian (11/23/12)
Assists.....1 vs. Saint Peter's (11/16/12)
Steals.....1, 3x, last vs. Longwood (11/24/12)
Blocks.....—
Minutes.....6 vs. Longwood (11/24/12)

CAREER HIGHS

Points.....10 vs. Princeton (1/13/12)
Rebounds.....9 at Dartmouth (2/4/12)
FG Made.....5 vs. Princeton (1/13/12)
FG Attempts.....10 vs. Princeton (1/13/12)
FT Made.....2, 4x, last at Brown (2/24/12)
FT Attempts.....3, 3x, last at Brown (2/24/12)
3pt Made.....2, 2x, last vs. Lehigh (12/3/11)
3pt Attempts.....3, 3x, last vs. Brown (2/11/12)
Assists.....2, 2x, last vs. Albany (12/17/11)
Steals.....1, 8x, last vs. Longwood (11/24/12)
Blocks.....1, 2x, last vs. Brown (2/11/12)
Minutes.....23 vs. Binghamton (11/14/11)

Year	GP -GS	Min -Avg	TOTAL		3-PTS		REBOUNDS																
			FG	-FGA	Pct	3FG	-FGA	Pct	FT	-FTA	Pct	Off	Def	Tot	Avg	PF	FO	A	TO	Blk	Stl	Pts	Avg
2010-11	7-0	44 -6.3	4	-8	.500	1	-5	.200	3	-5	.600	1	3	4	0.6	3	0	3	2	0	1	12	1.7
2011-12	25-7	350 -14.0	33	-84	.393	9	-35	.257	7	-13	.538	18	52	70	2.8	35	0	10	16	2	4	82	3.3
2012-13	8-0	33 -4.1	3	-9	.333	2	-6	.333	0	-0	.000	0	2	2	0.3	3	0	1	2	0	3	8	1.0
Totals	40-7	427 -10.7	40	-101	.396	12	-46	.261	10	-18	.556	19	57	76	1.9	41	0	14	20	2	8	102	2.6

Opponent	Min.	FG-A	3P-3A	FT-A	R	A	TO	Blk	Stl	PF	PTS
WESTERN MICHIGAN	3	0-0	0-0	0-0	0	0	0	0	0	1	0
ST. BONAVENTURE	1	0-0	0-0	0-0	0	0	0	0	0	0	0
SAINT PETER'S	5	0-0	0-0	0-0	0	1	0	0	1	0	0
at Wisconsin	6	1-1	1-1	0-0	1	0	1	0	1	1	3
at Arizona State	2	0-1	0-1	0-0	0	0	0	0	0	1	0
vs. Presbyterian	5	1-2	1-2	0-0	0	0	1	0	0	0	3
vs. Longwood	6	1-3	0-1	0-0	1	0	0	0	1	0	2
STONY BROOK	5	0-2	0-1	0-0	0	0	0	0	0	0	0
COLGATE		DNP - CD									

Opponent	Min.	FG-A	3P-3A	FT-A	R	A	TO	Blk	Stl	PF	PTS
COLUMBIA											
at Columbia											
at Princeton											
at Penn											
HARVARD											
DARTMOUTH											
at Yale											
at Brown											
PENN											
PRINCETON											
BROWN											
YALE											
at Dartmouth											
at Harvard											



#35 NENAD TOMIC

- Has seen action in two contests for a total of eight minutes with two points and a rebound.
- Played two minutes against Presbyterian, hitting his only field goal attempt for two points.
- Played a career-high six minutes against Stony Brook, recording one rebound.

Sophomore • Forward • 6-7 • 220 • 1L

North Royalton, Ohio • North Royalton HS

Biometry and Statistics

SEASON HIGHS

Points.....2vs. Presbyterian (11/23/12)
Rebounds.....1 vs. Stony Brook (11/28/12)
FG Made.....1vs. Presbyterian (11/23/12)
FG Attempts.....1, 2x, last vs. Stony Brook (11/28/12)
FT Made.....—
FT Attempts.....—
3pt Made.....—
3pt Attempts.....—
Assists.....—
Steals.....—
Blocks.....—
Minutes.....6 vs. Stony Brook (11/28/12)

CAREER HIGHS

Points.....2, 2x, last vs. Presbyterian (11/23/12)
Rebounds.....1. 2x, last vs. Stony Brook (11/28/12)
FG Made.....1, 2x, last vs. Presbyterian (11/23/12)
FG Attempts.....1, 4x, last vs. Stony Brook (11/28/12)
FT Made.....—
FT Attempts.....—
3pt Made.....—
3pt Attempts.....—
Assists.....—
Steals.....—
Blocks.....—
Minutes.....6 vs. Stony Brook (11/28/12)

Year	GP -GS	Min -Avg	TOTAL		3-PTS			REBOUNDS													
			FG -FGA	Pct	3FG -FGA	Pct	FT -FTA	Pct	Off	Def	Tot	Avg	PF	FO	A	TO	Blk	Stl	Pts	Avg	
2011-12	3-0	7-2.3	1-2	.500	0-0	.000	0-0	.000	1	0	1	0.3	1	0	0	1	0	0	2	0.7	
2012-13	2-0	8-4.0	1-2	.500	0-0	.000	0-0	.000	0	1	1	0.5	0	0	0	0	0	0	2	1.0	
Totals	2-0	8-4.0	1-2	.500	0-0	.000	0-0	.000	0	1	1	0.5	0	0	0	0	0	0	2	1.0	

Opponent	Min.	FG-A	3P-3A	FT-A	R	A	TO	Blk	Stl	PF	PTS
WESTERN MICHIGAN		DNP - CD									
ST. BONAVENTURE		DNP - CD									
SAINT PETER'S		DNP - CD									
at Wisconsin		DNP - CD									
at Arizona State		DNP - CD									
vs. Presbyterian	2	1-1	0-0	0-0	0	0	0	0	0	0	2
vs. Longwood		DNP - CD									
STONY BROOK	6	0-1	0-0	0-0	1	0	0	0	0	0	0
COLGATE		DNP - CD									
at Vanderbilt											
at Duke											
at Boston University											
at St. Francis (Pa.)											
at Binghamton											
BUCKNELL											
AMERICAN											
SUNY-Old Westbury											

Opponent	Min.	FG-A	3P-3A	FT-A	R	A	TO	Blk	Stl	PF	PTS
COLUMBIA											
at Columbia											
at Princeton											
at Penn											
HARVARD											
DARTMOUTH											
at Yale											
at Brown											
PENN											
PRINCETON											
BROWN											
YALE											
at Dartmouth											
at Harvard											

THE TEAM GAME CHARTS

Points - Game

1.	vs. Colgate (12/4/1965)	116
2.	vs. Pittsburgh (2/1/1967)	110
	vs. Dartmouth (2/5/1965)	110
4.	vs. Harvard (2/11/1066)	109
5.	vs. Scranton (12/1/1971)	108
	at Harvard (3/6/1993)	108
7.	at Syracuse (3/8/1961)	107
8.	at Syracuse (1/5/1965)	106
	vs. Harvard (2/17/1990)	106
10.	at Rochester (1/12/1972)	105
11.	at Bucknell (12/2/2009)	104
12.	Binghamton (12/15/1990)	103
13.	at Colgate (11/30/1968)	102
	vs. Dartmouth (2/12/1966)	102
	vs. Buffalo (2/19/1975)	102
16.	at Dartmouth (2/20/1988)	101
	at Penn (2/24/1967)	101
18.	at Rochester (12/1/1965)	100
19.	4 games with	99

Field Goals Made - Game

1.	vs. Colgate (12/4/1965)	47
2.	at Yale (2/23/1980)	46
3.	vs. Clarkson (12/7/1993)	42
	vs. Clarkson (12/8/1992)	42
5.	at Bucknell (1/11/1988)	40
	vs. Hobart (12/11/1994)	40
7.	vs. Ursinus (1/3/2009)	39
	at Bucknell (1/4/1992)	39
	at Eastern Michigan (12/2/1978)	39
	vs. Harvard (2/13/2009)	39
11.	vs. Castleton State (12/20/1986)	38
12.	vs. Cortland (12/19/1993)	37
13.	at Yale (1/16/1987)	36
	at Yale (1/28/1978)	36
	vs. Brown (1/30/2009)	36
	at Drexel (1/9/1988)	36
	vs. Binghamton (11/24/1989)	36
	vs. VMI (12/1/2006)	36
19.	8 games with	35

Field Goals Attempted - Game

1.	vs. Colgate (12/4/1965)	106
2.	at Yale (2/23/1980)	94
3.	vs. Hobart (12/11/1994)	85
	at Dartmouth (3.4.1995)	85
5.	at Bowling Green (11/30/1978)	83
6.	at Harvard (2/15/1980)	81
7.	vs. Binghamton (11/24/1989)	79
	at Lehigh (11/26/1994)	79
9.	vs. Penn (3/4/1978)	78
	at Penn (3/4/1988)	78
11.	at Bucknell (1/11/1988)	76
	vs. CCNY (12/27/1977)	76
	vs. Buffalo (12/28/1977)	76
	vs. Lehigh (12/6/1995)	76
15.	vs. Harvard (2/2/1979)	75
16.	7 games with	74

Field Goal Percentage - Game

1.	at Marist (1/12/1985)	.656 (21-of-32)
2.	vs. Yale (2/2/1985)	.653 (32-of-49)
3.	at Harvard (2/7/1986)	.651 (28-of-43)
4.	vs. Robert Morris (1/5/1985)	.645 (20-of-31)
5.	vs. Boston University (12/29/2008)	.642 (34-of-53)
6.	vs. Wofford (12/30/2010)	.638 (30-of-47)
7.	vs. Utica (11/23/1984)	.634 (26-of-41)
8.	at Yale (2/19/1993)	.627 (32-of-51)
9.	at Princeton (2/5/1982)	.622 (23-of-37)
10.	vs. Harvard (2/13/2009)	.619 (39-of-63)
11.	vs. Army (1/6/1990)	.618 (34-of-55)
	at Dartmouth (2/20/1988)	.618 (34-of-55)
13.	vs. Hamilton (1/15/1985)	.614 (27-of-44)
14.	vs. Wisconsin (3/21/2010)	.611 (33-of-54)
15.	at Yale (1/16/1987)	.610 (36-of-59)
	vs. Harvard (2/15/1985)	.610 (25-of-41)
17.	at Northern Iowa (12/28/1981)	.608 (31-of-51)
18.	at Utica (1/2/1986)	.607 (34-of-56)
19.	vs. Dartmouth (1/15/1983)	.605 (23-of-38)
20.	at Brown (2/25/2000)	.604 (32-of-53)

3-Point Field Goals Made - Game

1.	at Brown (3/5/2010)	20
2.	vs. Ursinus (1/3/2009)	18
3.	at Brown (2/4/2011)	16
	vs. Dartmouth (2/19/2011)	16
5.	vs. Wofford (12/30/2010)	15
	at Dartmouth (2/20/2010)	15
	at Syracuse (12/20/2004)	15
8.	at Minnesota (12/4/2010)	14
	vs. Alvernia (1/10/2008)	14
	vs. Ithaca (12/3/2001)	14
11.	vs. Yale (2/5/2010)	13
	at Syracuse (11/24/2009)	13
	at Hartford (11/26/2005)	13
	at Syracuse (12/3/2008)	13
	vs. Davidson (12/20/2009)	13
	at Duquesne (12/31/2003)	13
17.	19 games with	12

3-Point Field Goals Attempted - Game

1.	at Syracuse (11/24/2009)	37
2.	at Georgia Tech (1/2/2002)	36
3.	vs. Ursinus (1/3/2009)	34
	at Brown (2/5/2011)	34
5.	at Minnesota (12/4/2010)	33
	vs. Clarkson (12/7/1999)	33
7.	vs. Lafayette (1/18/2000)	32
	vs. Bradley (11/25/2000)	32
	vs. Colgate (12/16/1995)	32
	at Dartmouth (1/28/2011)	32
11.	vs. Ithaca (12/3/2001)	31
	vs. Dartmouth (2/8/2002)	31
	vs. Dartmouth (2/19/2011)	31
14.	at Brown (3/5/2010)	30
	at Army (1/3/2003)	30
	vs. Davidson (12/20/2009)	30
	vs. James Madison (12/28/2001)	30
	at Syracuse (12/6/2002)	30
	vs. Albany (12/17/2011)	30
	at Maryland (1/3/2012)	30

3-Point Field Goal Percentage - Game

Minimum 10 field goals made		
1.	at Dartmouth (1/13/1990)	.833 (10-of-12)
2.	vs. Wofford (12/30/2010)	.714 (15-of-21)
3.	vs. Columbia (1/27/1996)	.688 (11-of-16)
4.	at Stanford (12/29/1994)	.667 (10-of-15)
	at Bowling Green (11/30/2010)	.667 (20-of-30)
6.	at Syracuse (12/20/2004)	.625 (15-of-24)
	at Dartmouth (2/5/2000)	.625 (10-of-16)
8.	vs. Siena (11/25/2007)	.611 (11-of-18)
	at St. John's (12/21/2009)	.611 (11-of-18)
10.	at Dartmouth (2/20/2010)	.600 (15-of-25)
	at Long Beach State (12/30/2005)	.600 (12-of-20)
12.	vs. Harvard (2/17/1996)	.591 (13-of-22)
13.	vs. Lehigh (11/10/2007)	.588 (10-of-17)
	vs. Penn (2/9/2008)	.588 (10-of-17)
15.	at Harvard (2/15/2003)	.579 (11-of-19)
	at Dartmouth (2/27/2009)	.579 (11-of-19)
17.	at Yale (3/6/2010)	.571 (12-of-21)
18.	at Hartford (11/26/2005)	.565 (13-of-23)
19.	at Alabama (11/14/2009)	.556 (10-of-18)
20.	at Stony Brook (1/29/2001)	.550 (11-of-20)
	at Penn (2/25/1989)	.550 (11-of-20)

Free Throws Made - Game

1.	vs. Harvard (2/17/1990)	46
2.	at Canisius (12/2/1987)	40
3.	vs. Yale (2/26/1988)	39
4.	vs. Robert Morris (1/5/1985)	37
5.	at Colgate (12/5/1989)	36
6.	at Dartmouth (2/20/1988)	32
	vs. Penn (2/9/1991)	32
8.	at Marist (1/12/1985)	31
	vs. Columbia (1/16/1981)	31
	vs. Colgate (1/21/1991)	31
	vs. Army (11/20/2007)	31
	vs. Brown (2/22/1992)	31
	vs. Brown (2/27/1988)	31
	at Harvard (3/6/1993)	31
15.	vs. Columbia (1/24/2009)	30
	vs. Northeastern (12/10/1983)	30
17.	vs. Brown (1/29/1993)	29
	vs. Binghamton (12/15/1990)	29
	vs. Holy Cross (12/19/1994)	29
	at Yale (2/15/1986)	29
	at Brown (2/27/1982)	29

Free Throws Attempted - Game

1.	vs. Harvard (2/17/1990)	59
2.	at Colgate (12/5/1989)	57
3.	at Canisius (12/2/1987)	54
4.	vs. Penn (2/9/1991)	52
5.	vs. Robert Morris (1/5/1985)	50
6.	vs. Army (1/15/1996)	49
7.	vs. Columbia (1/16/1981)	48
	vs. Colgate (1/21/1991)	48
9.	vs. Northeastern (12/10/1983)	46
10.	vs. Yale (2/26/1988)	44
11.	vs. Brown (2/22/1992)	43
12.	vs. Holy Cross (1/4/1995)	42
	vs. Binghamton (12/15/1990)	42
	at Harvard (2/15/2003)	42
	vs. Brown (2/27/1988)	42
16.	at Harvard (1/12/1990)	41
	vs. St. Bonaventure (11/27/1989)	41
	at Yale (2/15/1986)	41
19.	vs. Brown (1/29/1993)	40
	vs. Penn (2/10/1989)	40
	at Brown (2/12/1988)	40
	at Dartmouth (2/20/1988)	40

Free Throw Percentage - Game

Minimum 10 free throws attempted		
1.	vs. Columbia (12/15/1967)	1.000 (19-of-19)
	vs. Buffalo (12/28/1977)	1.000 (19-of-19)
	at Brown (2/6/2004)	1.000 (15-of-15)
	vs. Saint Francis (Pa.) (1/3/2004)	1.000 (14-of-14)
	vs. Northeastern (11/20/2004)	1.000 (13-of-13)
	at South Dakota (1/8/2010)	1.000 (12-of-12)
	vs. Penn State-Behrend (11/24/1988)	1.000 (10-of-10)
8.	at Brown (2/1/2008)	.947 (18-of-19)
9.	at Colgate (1/3/2007)	.944 (17-of-18)
10.	at Niagara (1/9/1993)	.941 (16-of-17)
	at Penn State (12/21/2011)	.941 (16-of-17)
12.	at Syracuse (11/26/1991)	.938 (15-of-16)
	at Saint Joseph's (12/22/2008)	.938 (15-of-16)
14.	vs. Yale (2/15/2002)	.933 (14-of-15)
15.	vs. Penn (2/9/2008)	.931 (27-of-29)
16.	at Seton Hall (12/29/1992)	.929 (13-of-14)
	vs. Ithaca (12/3/2001)	.929 (13-of-14)
	at Princeton (3/4/1983)	.929 (13-of-14)
19.	at Princeton (2/12/1993)	.923 (12-of-13)
	at Brown (2/24/2007)	.923 (12-of-13)

Rebounds - Game

1.	vs. Brown (2/19/1965)	87
2.	vs. Hobart (12/11/1994)	60
3.	vs. Clarkson (12/7/1999)	59
	vs. Dartmouth (2/20/2004)	59
5.	vs. Binghamton (12/15/1990)	58
6.	vs. Clarkson (1/11/2010)	56
7.	vs. Niagara (11/28/1978)	55
	vs. Cortland (12/19/1993)	55
	vs. Brown (2/22/1992)	55
	vs. Rochester (2/27/1984)	55
11.	vs. Norfolk State (12/21/1999)	54
	at Dartmouth (3/4/1995)	54
13.	vs. Brown (2/12/2000)	53
14.	vs. Colgate (1/21/1991)	52
	vs. Binghamton (11/24/1989)	52
	vs. Holy Cross (12/19/1994)	52
	vs. Lehigh (12/6/1995)	52
18.	vs. Harvard (1/16/1988)	51
	at Columbia (1/30/1988)	51
	vs. Yale (2/18/1995)	51
	vs. Brown (2/25/1983)	51

Assists - Game

1.	vs. Harvard (2/13/2009)	31
2.	vs. Alvernia (1/10/2008)	28
3.	at Utica (1/2/1986)	25
	at North Carolina State (1/31/1988)	25
	at Penn (2/26/2011)	25
	vs. Albany (12/17/2011)	25
7.	at Yale (1/16/1987)	24
	vs. Ursinus (1/3/2009)	24
9.	vs. Hamilton (1/15/1985)	23
	at U.S. International (1/2/1990)	23
	vs. Niagara (1/6/1986)	23
	vs. Elmira (1/8/1996)	23
	at Drexel (1/9/1988)	23
	vs. Northeastern (11/20/2004)	23
	at Syracuse (11/28/1988)	23
	vs. VMI (12/1/2006)	23
17.	vs. Vermont (1/16/1990)	22
	vs. Harvard (1/30/2010)	22
	vs. Lafayette (1/5/2003)	22
	vs. Siena (11/25/2007)	22
	vs. Rochester (12/1/1982)	22
	at Eastern Michigan (12/21/1978)	22
	vs. Clarkson (12/7/1993)	22
	vs. Brown (2/16/2002)	22
	at Brown (3/5/2010)	22
	vs. Albright (1/7/2012)	22

Steals - Game

1.	vs. Cortland (12/19/1993)	19
2.	vs. Elmira (1/8/1996)	18
3.	vs. Colgate (1/25/1988)	16
	vs. Binghamton (11/24/1989)	16
	vs. Clarkson (12/8/1992)	16
	at Harvard (2/28/1992)	16
7.	at Bucknell (1/11/1988)	15
	at Colgate (1/13/1987)	15
	at Canisius (1/26/1982)	15
	vs. VMI (12/1/2006)	15
	vs. Lehigh (12/6/1995)	15
	vs. Clarkson (12/7/1993)	15
	vs. Dartmouth (2/16/1990)	15
	vs. Dartmouth (2/6/1993)	15
	vs. Albany (12/17/2011)	15
16.	10 games with	14

Blocked Shots - Game

1.	vs. Niagara (11/28/1978)	14
2.	vs. Western Michigan (11/10/2012)	13
3.	vs. Harvard (1/12/1980)	10
	vs. Yale (2/24/1990)	10
	vs. Harvard (2/4/2006)	10
6.	vs. Columbia (1/26/1980)	9
	vs. Loyola (Md.) (11/18/2008)	9
	at Army (12/17/1994)	9
	at Brown (2/1/1991)	9
	vs. Dartmouth (2/3/1979)	9
	vs. Penn (3/2/1996)	9
12.	21 games with	8

THE TEAM RECORD CHARTS

Season Points

1.	2009-10	2,545
2.	2008-09	2,281
3.	2007-08	2,136
4.	1965-66	2,044
5.	1987-88	2,033
	1963-64	2,033
7.	1989-90	2,022
8.	1964-65	2,004
9.	1986-87	1,936
10.	2008-09	1,934

Season Scoring Average

1.	1965-66	85.2
2.	1964-65	83.5
3.	1963-64	81.3
4.	1971-72	80.3
5.	1966-67	78.0
6.	2007-08	76.3
7.	1987-88	75.3
8.	2009-10	74.9
9.	1986-87	74.5
10.	2008-09	73.6

Season Field Goals

1.	2009-10	913
2.	1965-66	836
3.	2008-09	821
4.	1964-65	808
5.	1963-64	795
6.	2007-08	758
7.	1966-67	747
8.	1971-72	740
9.	1987-88	728
10.	1972-73	715
	1986-87	715

Season Field Goal Attempts

1.	1965-66	1,912
2.	2009-10	1,895
3.	1949-50	1,863
4.	1964-65	1,808
5.	1971-72	1,806
6.	1963-64	1,798
7.	1951-52	1,787
8.	1972-73	1,771
9.	2008-09	1,736
10.	1966-67	1,733

Season Field Goal Percentage

1.	1984-85	.526
2.	1985-86	.509
3.	1986-87	.489
4.	1987-88	.486
5.	2007-08	.485
6.	2009-10	.482
7.	2008-09	.473
8.	2006-07	.468
9.	1983-84	.466
10.	1980-81	.460

Season 3-Pointers

1.	2009-10	326
2.	2010-11	251
3.	2008-09	241
4.	2007-08	228
5.	2011-12	217
6.	2001-02	200
7.	2006-07	198
8.	2005-06	196
9.	1995-96	186
10.	2004-05	184

Season 3-Point Attempts

1.	2009-10	760
2.	2010-11	673
3.	2001-02	640
4.	2011-12	637
5.	2008-09	587
6.	2000-01	585
7.	2007-08	558
8.	2005-06	538
9.	2003-04	535
10.	1995-96	534

Season 3-Point Percentage

1.	1989-90	.438
2.	2009-10	.429
3.	2008-09	.411
4.	2007-08	.409
5.	2006-07	.396
6.	1988-89	.379
	2004-05	.379
8.	1990-91	.374
9.	2010-11	.373
10.	2005-06	.364

Season Free Throws

1.	1953-54	569
2.	1989-90	508
3.	1987-88	499
4.	1955-56	486
5.	1970-71	479
6.	1952-53	458
	1956-57	458
8.	1971-72	448
9.	1986-87	447
10.	1963-64	443

Season Free Throw Attempts

1.	1953-54	852
2.	1989-90	795
3.	1955-56	730
4.	1970-71	728
5.	1956-57	699
6.	1971-72	687
7.	1952-53	685
8.	1954-55	676
9.	1987-88	681
10.	1963-64	679

Season Free Throw Percentage

1.	2007-08	.761
2.	1962-63	.759
3.	1977-78	.752
	1992-93	.752
5.	2006-07	.751
6.	2004-05	.750
7.	1984-85	.747
8.	1987-88	.733
9.	2009-10	.730
	2008-09	.730

Season Rebounds

1.	1963-64	1,580
2.	1959-60	1,492
3.	1961-62	1,463
4.	1953-54	1,394
5.	1960-61	1,384
6.	1955-56	1,378
7.	1962-63	1,334
8.	1954-55	1,268
	1965-66	1,268
10.	1966-67	1,261

Season Rebounding Average

1.	1959-60	64.9
2.	1963-64	63.2
3.	1961-62	58.5
4.	1960-61	57.7
5.	1955-56	57.4
6.	1962-63	55.6
7.	1958-59	53.7
8.	1953-54	53.6
9.	1954-55	52.8
	1965-66	52.8

Season Assists

1.	2009-10	543
2.	1950-51	530
3.	1953-54	524
4.	2008-09	482
5.	1955-56	449
6.	1951-52	447
	1954-55	447
8.	2007-08	427
9.	1996-97	416
10.	2010-11	406

Season Steals

1.	2009-10	243
2.	2003-04	236
3.	1992-93	223
4.	2011-12	218
5.	2008-09	203
6.	2002-03	201
7.	1999-2000	200
8.	2005-06	199
9.	1993-94	197
10.	1991-92	194

Season Blocks

1.	2009-10	127
2.	2008-09	121
3.	1996-97	117
4.	1997-98	110
5.	1989-90	108
6.	1988-89	102
7.	1998-99	99
8.	2007-08	88
	2003-04	88
10.	2011-12	87

THE CORNELL GAME CHARTS

Points - Game

1. George Farley at Princeton (3/5/1960).....	47
2. Chuck Rolles at Syracuse (2/1/1956).....	42
3. Alex Compton at Yale (2/24/1996).....	38
4. Hillary Chollet vs. Syracuse (1/4/1949).....	37
Chuck Rolles at Brown (1/13/1956).....	37
Louis Jordan vs. Penn (3/11/1957).....	37
Gregg Morris vs. Rochester (12/1/1966).....	37
Gregg Morris at Kentucky (12/28/1966).....	37
Bernard Vaughan at Rochester (12/6/1975).....	37
Maynard Brown vs. Yale (2/15/1975).....	37
Ray Mercedes at Harvard (3/3/2001).....	37
12. Maynard Brown vs. Columbia (1/24/1975).....	36
13. Gerald Krumbien at Yale (2/15/1963).....	35
Garry Munson at Colgate (1/19/1965).....	35
Steve Cram vs. Harvard (2/11/1966).....	35
Maynard Brown at Old Dominion (12/29/1975).....	35
17. Lee Morton vs. Navy (3/12/1954).....	34
John Sheehy at Yale (1/14/1955).....	34
Chuck Rolles vs. Dartmouth (3/10/1956).....	34
Hank South vs. Syracuse (12/4/1968).....	34
Ken Wiens at Dartmouth (2/26/1971).....	34
Mike Davis at Brown (1/27/1978).....	34
Ryan Wittman at La Salle (12/29/2009).....	34

Field Goals Made - Game

1. Chuck Rolles at Syracuse (2/1/1956).....	19
2. Gregg Morris vs. Rochester (12/1/1966).....	17
3. George Farley at Princeton (3/15/1960).....	16
Gregg Morris at Kentucky (12/28/1966).....	16
5. Chuck Rolles at Brown (1/13/1956).....	15
Garry Munson at Colgate (1/19/1965).....	15
Steve Cram at Columbia (2/16/1965).....	15
Hank South at Canisius (12/21/1968).....	15
Mike Davis vs. Harvard (2/11/1978).....	15
Brian Kopf vs. Hobart (12/11/1994).....	15
11. John Sheehy at Yale (1/14/1955).....	14
Bill Baugh at Rochester (12/14/1960).....	14
Steve Cram vs. Harvard (2/11/1966).....	14
Chuck Rolles vs. Syracuse (12/4/1968).....	14
Maynard Brown vs. Rochester (12/7/1974).....	14
Maynard Brown vs. Columbia (1/24/1975).....	14
Maynard Brown at Old Dominion (12/29/1975).....	14
Eric Taylor at Buffalo (11/22/2002).....	14
Ka'Ron Barnes at Brown (2/22/2003).....	14
20. 16 players with.....	13

Field Goals Attempted - Game

1. Hank South at Ohio State (1/24/1969).....	29
2. Steve Cram vs. Brigham Young (12/30/1965).....	28
Mike Davis vs. Buffalo (12/28/1977).....	28
Ka'Ron Barnes at Brown (2/22/2003).....	28
Ryan Wittman at Syracuse (12/3/2008).....	28
6. Hank South vs. Syracuse (12/4/1968).....	27
Mike Davis vs. Penn (3/4/1978).....	27
8. Steve Cram vs. Harvard (2/11/1966).....	26
Hank South at Canisius (12/21/1968).....	26
Mike Davis at Bowling Green (11/30/1978).....	26
11. Ken Wiens vs. Rochester (12/7/1974).....	25
Bernard Vaughan at Rochester (12/6/1975).....	25
Maynard Brown at Old Dominion (12/29/1975).....	25
Mike Davis vs. Yale (2/17/1978).....	25
Mike Davis at Yale (2/23/1980).....	25
16. Hank South vs. Syracuse (12/4/1968).....	24
Mike Davis at Penn (2/3/1978).....	24
Mike Davis vs. Harvard (2/11/1978).....	24
Mike Davis at Eastern Michigan (12/2/1978).....	24
Mike Davis vs. Penn (2/23/1979).....	24
Ryan Wittman vs. St. John's (11/17/2008).....	24

Field Goal Percentage - Game

Minimum 8 field goals made	
1. Jeff Foote vs. Boston Univ. (12/29/08).....	1.000 (8-8)
2. Dean Kartsonas vs. Yale (2/14/87).....	.917 (11-12)
3. John Bajusz vs. Canisius (12/22/86).....	.909 (10-11)
John McCord vs. Haverford (12/2/96).....	.909 (10-11)
Jefferson Aubry at Colgate (12/20/98).....	.900 (9-10)
6. Drew Ferry vs. Wofford (12/30/10).....	.889 (8-9)
Ray Mercedes vs. Yale (2/9/01).....	.889 (8-9)
Brad Bomba at Princeton (2/5/82).....	.889 (8-9)
9. Eric Taylor at Buffalo (11/22/02).....	.875 (14-16)
Paul Lansav at John Carroll (12/29/48).....	.867 (13-15)
11. Zeke Marshall vs. Dartmouth (2/12/94).....	.857 (12-14)
12. John Bajusz vs. Hamilton (1/15/85).....	.833 (10-12)
Jeff Foote vs. PSU Behrend (12/31/09).....	.833 (10-12)
14. Brad Bomba vs. Rochester (12/1/82).....	.818 (9-11)
Shawn Maharaj vs. UNC Greensboro (1/8/90).....	.818 (9-11)
Keirian Brown vs. Brown (2/19/99).....	.818 (9-11)
Eric Taylor vs. Bucknell (1/21/03).....	.818 (9-11)
Alex Tyler at Harvard (2/15/08).....	.818 (9-11)
Louis Dale vs. Brown (1/30/09).....	.818 (9-11)
20. Derek Kruse at Brown (2/25/00).....	.813 (13-15)

3-Point Field Goals Made - Game

1. Alex Compton at Yale (2/24/1996).....	9
Ryan Wittman at Syracuse (12/3/2008).....	9
3. Brandt Schuckman at Iona (12/1/1995).....	8
Cody Toppert at Duquesne (12/31/2003).....	8
5. Jeff Gaca vs. Columbia (1/25/1992).....	7
Ray Mercedes vs. Harvard (1/10/1998).....	7
Jacques Vigneault at Yale (1/12/2002).....	7
Cody Toppert at Syracuse (12/20/2004).....	7
Cody Toppert at Brown (2/6/2004).....	7
Ryan Wittman vs. Davidson (12/20/2009).....	7
Drew Ferry vs. Wofford (12/30/2010).....	7
Drew Ferry at Columbia (1/15/2011).....	7
Drew Ferry vs. Albany (12/17/2011).....	7
14. 34 players tied with.....	6

3-Point Field Goals Attempted - Game

1. Ryan Wittman at Syracuse (12/3/2008).....	19
2. Ryan Wittman vs. Davidson (12/21/2009).....	17
3. Cody Toppert at Brown (2/6/2004).....	16
4. Shawn Maharaj at Colgate (2/24/1992).....	15
Brandt Schuckman at Iona (12/1/1995).....	15
Cody Toppert at Duquesne (12/31/2003).....	15
Ryan Wittman vs. Seton Hall (11/20/2009).....	15
8. Cody Toppert at Syracuse (12/6/2002).....	14
Cody Toppert at Lafayette (12/20/2003).....	14
Cody Toppert at New Mexico (1/9/2004).....	14
Adam Gore vs. Dartmouth (2/3/2006).....	14
Ryan Wittman at Minnesota (12/6/2008).....	14
Ryan Wittman at Columbia (1/6/2010).....	14
14. Brandt Schuckman at Bucknell (12/20/1993).....	13
Cody Toppert vs. Lafayette (12/6/2004).....	13
Jeff Gaca at Columbia (1/18/1992).....	13
17. 18 players tied with.....	12

3-Point Field Goal Percentage - Game

Minimum 4 field goals made	
1. Ryan Wittman vs. Bryant (1/2/2010).....	1.000 (5-5)
2. Shawn Maharaj vs. Yale (3/4/1989).....	1.000 (4-4)
Shawn Maharaj vs. Army (1/6/1990).....	1.000 (4-4)
Shawn Maharaj at Penn (2/6/1992).....	1.000 (4-4)
Jeff Gaca vs. Clarkson (12/8/1992).....	1.000 (4-4)
Brandt Schuckman at Yale (2/19/1994).....	1.000 (4-4)
Ray Mercedes at Yale (2/9/2001).....	1.000 (4-4)
Pete Carroll at Dartmouth (2/23/2002).....	1.000 (4-4)
Cody Toppert at Dartmouth (2/23/2002).....	1.000 (4-4)
Graham Dow vs. Northeastern (11/20/2004).....	1.000 (4-4)
Geoff Reeves vs. Brown (2/23/2008).....	1.000 (4-4)
Chris Wroblewski vs. Wofford (12/30/2010).....	1.000 (4-4)
13. Jacques Vigneault at Yale (1/12/2002).....	.875 (7-8)
Drew Ferry vs. Wofford (12/30/2010).....	.875 (7-8)
15. Brandt Schuckman vs. Columbia (1/27/1996).....	.857 (6-7)
Lenny Collins at Long Beach State (12/30/2005).....	.857 (6-7)
17. Cody Toppert vs. Ithaca (12/2/2002).....	.833 (5-6)
Ryan Wittman vs. Lehigh (11/10/2007).....	.833 (5-6)
Geoff Reeves vs. Loyola (IL) (11/18/2008).....	.833 (5-6)
Ryan Wittman vs. Ursinus (1/3/2009).....	.833 (5-6)
Chris Wroblewski vs. Harvard (2/13/2009).....	.833 (5-6)
Jon Jaques at St. John's (12/21/2009).....	.833 (5-6)
<i>Johnathan Gray vs. Stony Brook (11/28/2012) 833 (5-6)</i>	

Free Throws Made - Game

1. Louis Jordan at Syracuse (12/19/1956).....	20
2. Hillary Chollet vs. Syracuse (1/4/1949).....	19
Steve Johnson at Colgate (12/5/1989).....	19
4. Lee Morton at Harvard (2/22/1952).....	17
5. Maynard Brown vs. Yale (2/15/1975).....	15
Ken Bantum vs. Dartmouth (2/16/1985).....	15
Ka'Ron Barnes at Lafayette (12/20/03).....	15
8. Mike Davis vs. Dartmouth (2/10/1978).....	14
9. Chuck Rolles vs. Syracuse (12/30/1953).....	13
John Sheehy at Harvard (3/4/1955).....	13
Steve Cram at Rochester (12/1/1965).....	13
Ken Bantum vs. Robert Morris (1/5/1985).....	13
Greg Gilda vs. Penn (2/6/1988).....	13
Eddie Samuel vs. Lafayette (1/4/1995).....	13
Louis Dale vs. Penn (2/9/2008).....	13
16. Ken Bantum vs. Robert Morris (12/29/1983).....	12
John Bajusz vs. Marist (12/3/1985).....	12
John Bajusz at Harvard (2/1/1987).....	12
Mike Millane at Princeton (2/20/1987).....	12
Ray Mercedes at Harvard (3/3/2001).....	12
Ka'Ron Barnes at Princeton (3/7/2003).....	12
Lenny Collins vs. Harvard (2/21/2004).....	12
Louis Dale at Bucknell (12/19/2007).....	12

Free Throws Attempted - Game

1. Louis Jordan at Syracuse (12/19/1956).....	26
2. Steve Johnson at Colgate (12/5/1989).....	24
3. Hillary Chollet vs. Syracuse (1/4/1949).....	23
4. Lee Morton at Harvard (2/22/1952).....	22
5. Chuck Rolles vs. Syracuse (12/21/1954).....	20
6. Steve Cram at Rochester (12/1/1965).....	19
7. Ken Bantum vs. Robert Morris (12/29/1983).....	18
Ken Bantum vs. Dartmouth (2/16/1985).....	18
Eddie Samuel vs. Lafayette (1/4/1995).....	18
Ka'Ron Barnes at Lafayette (12/20/2003).....	18
11. Maynard Brown vs. Yale (2/15/1975).....	16
Mike Davis vs. Dartmouth (2/10/1978).....	16
Ken Bantum vs. Penn (3/8/1985).....	16
Aaron Osgood at Seton Hall (11/14/2010).....	16
15. Bill Schwarzkopf vs. Colgate (12/3/1969).....	15
Mike Lucas vs. Brown (2/28/1981).....	15
Ken Bantum vs. Robert Morris (1/5/1985).....	15
Mike Millane at Princeton (2/20/1987).....	15
Jake Rohe vs. Columbia (1/20/2001).....	15
Ray Mercedes at Harvard (3/3/2001).....	15
Lenny Collins vs. Harvard (2/21/2004).....	15

Free Throw Percentage - Game

Minimum 10 free throws attempted	
1. John Bajusz vs. Marist (12/3/85).....	1.000 (12-12)
Louis Dale at Bucknell (12/19/07).....	1.000 (12-12)
3. Mike Davis at Syracuse (12/1/79).....	1.000 (11-11)
Ken Bantum at Colgate (12/4/84).....	1.000 (11-11)
John Bajusz at Marist (1/12/85).....	1.000 (11-11)
Steve Johnson vs. Army (1/6/90).....	1.000 (11-11)
7. Mike Davis vs. Columbia (1/12/79).....	1.000 (10-10)
Ron Tryon at Dartmouth (1/30/81).....	1.000 (10-10)
Brad Bomba vs. Princeton (2/5/82).....	1.000 (10-10)
Ken Bantum at Clev. State (12/13/82).....	1.000 (10-10)
Greg Gilda vs. Yale (2/26/88).....	1.000 (10-10)
Rob Hill at Penn (2/22/91).....	1.000 (10-10)
13. Maynard Brown vs. Yale (2/15/1975).....	.938 (15-16)
John Sheehy at Harvard (3/4/1955).....	.929 (13-14)
Greg Gilda vs. Penn (2/6/1988).....	.929 (13-14)
Louis Dale vs. Penn (2/9/2008).....	.929 (13-14)
17. John Bajusz at Harvard (2/1/1987).....	.923 (12-13)
Bernard Vaughan at Rochester (12/6/1975).....	.917 (11-12)
18. Justin Treadwell vs. Brown (1/29/1993).....	.917 (11-12)
Ray Mercedes vs. Yale (2/20/1999).....	.917 (11-12)
Derek Kruse at Yale (2/26/2000).....	.917 (11-12)
Ray Mercedes vs. Air Force (12/29/2000).....	.917 (11-12)
Ka'Ron Barnes vs. Lehigh (1/6/2004).....	.917 (11-12)
Louis Dale vs. Bucknell (12/16/2006).....	.917 (11-12)

Rebounds - Game

1. George Farley vs. Brown (2/26/1960).....	26
2. Justin Treadwell at Hofstra (1/8/1994).....	20
John McCord vs. Penn (2/1/1997).....	20
4. Bernard Jackson vs. Dartmouth (2/18/1989).....	19
5. Bernard Jackson vs. Brown (3/2/1991).....	18
Jeff Foote at Bucknell (12/2/2009).....	18
7. Greg Barratt vs. Norfolk State (12/21/1999).....	17
8. Bernard Jackson vs. VMI (12/7/1990).....	16
Jefferson Aubry at Marist (12/20/1997).....	16
Keirian Brown at Army (1/2/1999).....	16
Eric Taylor vs. Northeastern (11/20/2004).....	16
12. Mike Shaffer at Brown (1/27/1978).....	16
Ken Bantum vs. Rochester (2/27/1984).....	15
Bernard Jackson at Columbia (1/21/1989).....	15
Bernard Jackson vs. Harvard (2/17/1989).....	15
Bernard Jackson vs. Dartmouth (2/16/1990).....	15
Zeke Marshall vs. Brown (2/22/1992).....	15
John McCord vs. Columbia (1/18/1997).....	15
Keirian Brown vs. Columbia (1/15/1999).....	15
Greg Barratt vs. Brown (2/12/2000).....	15
Greg Barratt vs. Harvard (2/2/2001).....	15
Greg Barratt vs. Dartmouth (2/3/2001).....	15

Assists - Game

1. Ka'Ron Barnes vs. Lafayette (1/5/2003).....	13
2. Chris Wroblewski vs. Wofford (12/30/2010).....	12
3. Mike Allen vs. Niagara (1/2/1981).....	11
Josh Wexler vs. Niagara (1/6/1986).....	11
Josh Wexler at Penn (3/4/1988).....	11
Chris Wroblewski at Penn (2/26/2011).....	11
7. Mike Allen at Rochester (12/3/1979).....	10
Hawathia Wilson vs. Niagara (1/11/1983).....	10
Hawathia Wilson at Yale (2/11/1983).....	10
Kevin Cuttica vs. Grambling (12/5/1997).....	10
Ka'Ron Barnes at Vermont (12/5/2003).....	10
Graham Dow vs. Hartford (11/28/2006).....	10
Louis Dale vs. Lehigh (11/10/2007).....	10
Chris Wroblewski vs. Yale (2/10/2012).....	10
15. Hawathia Wilson at Cleveland State (12/13/1982).....	9
Len Palmer at Utica (1/10/1984).....	9
Derek Williams vs. Hamilton (1/15/1985).....	9
Monte Boykin vs. Vermont (1/16/1990).....	9
Jeff Gaca at Columbia (1/18/1992).....	9
Frank Ableson at Bucknell (12/20/1993).....	9
Michael Roberts at Penn (2/28/1997).....	9
Graham Dow at Leong Beach State (12/30/2005).....	9
Lenny Collins at Albany (1/9/2006).....	9
Louis Dale vs. NJIT (1/7/2007).....	9
Louis Dale vs. Princeton (1/13/2007).....	9
Louis Dale at Ohio (11/17/2007).....	9
Collin Robinson vs. Colgate (12/1/2007).....	9
Louis Dale vs. Brown (2/23/2008).....	9
Louis Dale vs. Toledo (11/27/2009).....	9
Chris Wroblewski vs. Dartmouth (2/19/2011).....	9

Steals - Game

1. Lenny Collins at Bucknell (1/20/2004).....	8
2. Frank Ableson vs. Columbia (1/22/1994).....	7
DeShawn Standard vs. Lehigh (1/26/1998).....	7
4. George Hall at Niagara (1/9/1982).....	6
Steve Johnson at Army (12/4/1990).....	6
Zeke Marshall vs. Princeton (2/27/1993).....	6
Zeke Marshall at Columbia (1/15/1994).....	6
Lenny Collins vs. Colgate (11/25/2003).....	6
Lenny Collins vs. Harvard (2/21/2004).....	6
Ryan Wittman vs. Penn (2/27/2010).....	6
11. 31 players with.....	5

Blocked Shots - Game

1. Mike Shaffer vs. Niagara (11/28/1978).....	10
2. Bernard Jackson vs. Yale (2/24/1990).....	8
Jefferson Aubry vs. Haverford (12/2/1996).....	7
Chris Vandenberg at Canisius (11/16/2001).....	7
Jeff Foote vs. Loyola (MD) (11/18/2008).....	7
6. Mike Shaffer at Loyola (IL) (1/4/1978).....	6
Paul Sellow at Columbia (1/18/1980).....	6
Jefferson Aubry vs. Columbia (1/24/1988).....	6
Bernard Jackson at Binghamton (12/7/1988).....	6
Bernard Jackson vs. Colgate (1/21/1991).....	6
Bernard Jackson vs. Columbia (1/26/1991).....	6
Bernard Jackson at Brown (2/1/1991).....	6
Jeff Foote vs. Dartmouth (1/29/2010).....	6
<i>Shonn Miller vs. West Michigan (11/10/2012) 6</i>	
15. 18 players tied with.....	5

THE CORNELL SEASON CHARTS

Season Points

1.	Ryan Wittman (2009-10)	596
2.	Ryan Wittman (2008-09)	572
3.	Mike Davis (1977-78)	557
4.	Charles Rolles (1955-56)	553
5.	Ka/Ron Barnes (2003-04)	544
6.	John Bajusz (1986-87)	505
7.	Mike Davis (1978-79)	494
8.	John Sheehy (1954-55)	493
9.	Maynard Brown (1974-75)	491
10.	Ken Bantum (1984-85)	481
11.	Greggory Morris (1966-67)	480
12.	John Bajusz (1985-86)	479
13.	John McCord (1996-97)	471
14.	Kenneth Wiens (1970-71)	451
15.	Stephen Cram (1965-66)	442
16.	Louis Jordan (1958-59)	441
17.	Lee Morton (1953-54)	437
18.	Ryan Wittman (2006-07)	436
19.	Jerry Szachara (1962-63)	433
20.	Ryan Wittman (2007-08)	424

Season Field Goals

1.	Mike Davis (1977-78)	236
2.	Charles Rolles (1955-56)	217
3.	Ryan Wittman (2009-10)	208
4.	Ryan Wittman (2008-09)	197
5.	John Bajusz (1985-86)	195
6.	Greggory Morris (1966-67)	194
7.	Mike Davis (1978-79)	192
8.	Maynard Brown (1974-75)	186
9.	John McCord (1996-97)	186
10.	Ka/Ron Barnes (2003-04)	184
11.	Stephen Cram (1965-66)	182
12.	John Bajusz (1986-87)	178
13.	John Sheehy (1954-55)	177
14.	Jerry Szachara (1962-63)	175
15.	Maynard Brown (1975-76)	174
16.	Kenneth Wiens (1970-71)	172
17.	Robert DeLuca (1965-66)	169
18.	William Baugh (1961-62)	165
19.	Walt Esdaile (1968-69)	165
20.	Tod McClaskey (1973-74)	165
	Jeff Foote (2009-10)	165

Season Field Goal Attempts

1.	Charles Rolles (1955-56)	495
2.	Mike Davis (1977-78)	486
3.	Mike Davis (1978-79)	462
4.	Ka/Ron Barnes (2003-04)	447
5.	Ryan Wittman (2009-10)	439
6.	Ryan Wittman (2008-09)	436
7.	Jerry Szachara (1962-63)	415
8.	Maynard Brown (1974-75)	412
9.	Robert DeLuca (1965-66)	401
10.	Greggory Morris (1966-67)	392
11.	William Baugh (1961-62)	390
12.	Jay Harris (1959-60)	389
13.	Bernard Vaughan (1975-76)	375
14.	Lee Morton (1953-54)	375
15.	William Schwarzkopf (1969-70)	374
16.	Stephen Cram (1965-66)	367
17.	Jerry Szachara (1961-62)	367
18.	Lee Morton (1952-53)	366
19.	John Bajusz (1986-87)	365
20.	Robert DeLuca (1964-65)	364
	Abby Lucas (1973-74)	364

Season Field Goal Percentage

Minimum 125 field goal attempts		
1.	James Maglisceau (1963-64)	638
2.	Jeff Foote (2009-10)	625
3.	Ken Bantum (1984-85)	622
4.	Eric Taylor (2004-05)	608
5.	John Bajusz (1984-85)	607
6.	Eric Taylor (2003-04)	585
7.	John McCord (1996-97)	583
8.	Greg Gilda (1986-87)	583
9.	Mike Millane (1987-88)	572
10.	Mike Millane (1986-87)	570
11.	John Bajusz (1985-86)	565
12.	Dean Kartsonas (1986-87)	564
13.	Jason Hartford (2007-08)	561
14.	Brian Hather (1973-74)	559
15.	Eric Taylor (2002-03)	558
16.	Rick Amato (1970-71)	547
17.	Rick Amato (1971-72)	545
18.	Jeffrion Aubry (1998-99)	541
19.	James Paul (1987-88)	541
20.	Andrew Naeve (2006-07)	540

Season 3-Pointers

1.	Ryan Wittman (2009-10)	109
2.	Ryan Wittman (2008-09)	97
3.	Ryan Wittman (2006-07)	93
4.	Drew Ferry (2011-12)	84
5.	Adam Gore (2005-06)	83
6.	Drew Ferry (2010-11)	80
7.	Brandt Schuckman (1995-96)	79
8.	Ryan Wittman (2007-08)	78
9.	Cody Toppert (2003-04)	77
10.	Brandt Schuckman (1994-95)	75
11.	Alex Compton (1996-97)	65
12.	Alex Compton (1995-96)	61
13.	Cody Toppert (2004-05)	61
14.	Adam Gore (2007-08)	59
15.	Shawn Mahraj (1989-90)	59
16.	Brandt Schuckman (1993-94)	57
17.	Ka/Ron Barnes (2003-04)	56
18.	Shawn Mahraj (1991-92)	54
19.	Chris Wroblewski (2009-10)	54
20.	Jeff Gaca (1992-93)	53

Season 3-Point Attempts

1.	Ryan Wittman (2009-10)	256
2.	Ryan Wittman (2008-09)	233
3.	Ryan Wittman (2006-07)	216
4.	Cody Toppert (2003-04)	215
5.	Drew Ferry (2011-12)	215
6.	Brandt Schuckman (1995-96)	209
7.	Drew Ferry (2010-11)	205
8.	Adam Gore (2005-06)	198
9.	Brandt Schuckman (1994-95)	193
10.	Ryan Wittman (2007-08)	170
11.	Cody Toppert (2004-05)	169
12.	Alex Compton (1995-96)	168
13.	Brandt Schuckman (1993-94)	165
14.	Kevin Cuttica (2000-01)	162
15.	Ka/Ron Barnes (2003-04)	161
16.	Alex Compton (1996-97)	153
17.	Jeff Gaca (1991-92)	150
18.	Cody Toppert (2001-02)	149
19.	Lenny Collins (2005-06)	145
20.	Ray Mercedes (1998-99)	143

Season 3-Point Percentage

Minimum 50 field goal attempts		
1.	Will Scott (2004-05)	484
2.	Louis Dale (2006-07)	468
3.	Shawn Mahraj (1989-90)	468
4.	Ryan Wittman (2007-08)	459
5.	Chris Wroblewski (2009-10)	454
6.	Jon Jaques (2009-10)	452
7.	Geoff Reeves (2009-10)	448
8.	Chris Wroblewski (2008-09)	441
9.	Chris Wroblewski (2010-11)	433
10.	Ryan Wittman (2006-07)	431
11.	Jacques Vigneault (2001-02)	427
12.	Ryan Wittman (2009-10)	426
13.	Alex Compton (1996-97)	425
14.	Geoff Reeves (2008-09)	421
15.	Shawn Mahraj (1990-91)	421
16.	Grant Harrell (2002-03)	421
17.	Steve Johnson (1989-90)	419
18.	Adam Gore (2005-06)	419
19.	John Bajusz (1986-87)	418
20.	Ryan Wittman (2008-09)	416

Season Free Throws

1.	Louis Jordan (1956-57)	160
2.	Lee Morton (1952-53)	158
3.	Ken Bantum (1984-85)	155
4.	John Sheehy (1954-55)	139
5.	Louis Jordan (1958-59)	139
6.	Louis Jordan (1957-58)	136
7.	Lee Morton (1953-54)	129
8.	Irvin Roberson (1955-56)	123
9.	Ka/Ron Barnes (2003-04)	120
10.	Rick Amato (1970-71)	120
11.	Greg Gilda (1987-88)	119
12.	Maynard Brown (1974-75)	119
13.	Charles Rolles (1955-56)	119
14.	Robert Gale (1947-48)	117
15.	Paul Gerwin (1950-51)	116
16.	William Schwarzkopf (1969-70)	115
17.	Ken Bantum (1983-84)	113
18.	Mike Davis (1978-79)	110
19.	John Petry (1960-61)	110
20.	John Bajusz (1986-87)	108

Season Free Throw Attempts

1.	Lee Morton (1952-53)	231
2.	Ken Bantum (1984-85)	217
3.	Louis Jordan (1956-57)	214
4.	John Sheehy (1954-55)	201
5.	Ken Bantum (1983-84)	201
6.	Louis Jordan (1958-59)	192
7.	John Petry (1960-61)	190
8.	Rick Amato (1970-71)	188
9.	Louis Jordan (1957-58)	184
10.	Robert Gale (1947-48)	180
11.	Irvin Roberson (1955-56)	179
12.	Lee Morton (1953-54)	169
13.	Bernard Jackson (1989-90)	168
14.	Maynard Brown (1974-75)	163
15.	Rick Amato (1971-72)	161
16.	Charles Rolles (1955-56)	159
17.	Greg Gilda (1987-88)	158
18.	William Schwarzkopf (1969-70)	156
19.	John Sheehy (1953-54)	156
20.	Ka/Ron Barnes (2003-04)	155
	Paul Gerwin (1950-51)	155

Season Free Throw Percentage

Minimum 50 free throw attempts		
1.	Adam Gore (2007-08)	917
2.	John Bajusz (1985-86)	899
3.	Louis Dale (2007-08)	897
4.	Ryan Wittman (2006-07)	887
5.	Jeff Gaca (1992-93)	875
6.	Chris Wroblewski (2009-10)	873
7.	Ryan Wittman (2007-08)	867
8.	Alex Compton (1995-96)	867
9.	Blaine Aston (1964-65)	860
10.	John Bajusz (1984-85)	857
11.	Ryan Rourke (2004-05)	854
12.	Louis Dale (2009-10)	853
13.	Alex Compton (1996-97)	852
14.	John Bajusz (1986-87)	850
15.	Justin Treadwell (1992-93)	849
16.	Jerry Szachara (1962-63)	847
17.	Chris Wroblewski (2011-12)	846
18.	Sam Jacobs (1987-88)	844
19.	James Paul (1987-88)	840
20.	Cody Toppert (2003-04)	840
	Lenny Collins (2004-05)	840

Season Rebounds

1.	George Farley (1959-60)	466
2.	Irvin Roberson (1955-56)	423
3.	George Farley (1958-59)	405
4.	John Sheehy (1954-55)	383
5.	Fred Eydtt (1950-51)	372
6.	Fred Eydtt (1951-52)	358
7.	Walter Esdaile (1966-67)	315
8.	William Schwarzkopf (1969-70)	307
9.	Gerald Krumbain (1961-62)	305
10.	Walter Esdaile (1967-68)	294
11.	Gerald Krumbain (1962-63)	285
12.	John Werner (1951-52)	281
13.	John Petry (1960-61)	279
14.	William Schwarzkopf (1968-69)	276
15.	Garry Munson (1965-66)	275
16.	Jeff Foote (2009-10)	274
17.	Raymond Zelek (1953-54)	274
18.	William Baugh (1961-62)	273
19.	Stephen Cram (1965-66)	261
20.	David Zornow (1958-59)	252

Season Assists

1.	Roger Chadwick (1951-52)	171
2.	Roger Chadwick (1950-51)	170
3.	David Bradfield (1953-54)	150
4.	Chris Wroblewski (2010-11)	149
5.	Chris Wroblewski (2011-12)	147
6.	Louis Dale (2009-10)	146
7.	Richard Meade (1954-55)	141
8.	Hawathia Wilson (1982-83)	139
9.	Louis Dale (2007-08)	138
10.	Charles Rolles (1955-56)	136
11.	Richard Meade (1955-56)	128
12.	Ka/Ron Barnes (2003-04)	125
13.	Michael Roberts (1996-97)	121
14.	Charles Rolles (1953-54)	121
15.	Charles Rolles (1954-55)	121
16.	Paul Gerwin (1950-51)	119
17.	Frank Ableson (1993-94)	116
18.	David Bradfield (1952-53)	110
19.	Josh Wexler (1987-88)	110
20.	Graham Dow (2006-07)	109
	Louis Jordan (1957-58)	109

Season Steals

1.	Wallace Prather (2001-02)	54
2.	DeShawn Standard (1997-98)	54
3.	Lenny Collins (2003-04)	52
4.	Michael Parker (1992-93)	51
5.	Ka/Ron Barnes (2003-04)	51
6.	Wallace Prather (1999-00)	51
7.	Zeke Marshall (1992-93)	51
8.	Wallace Prather (1998-99)	49
9.	Drew Martin (1985-86)	49
10.	Graham Dow (2005-06)	49
11.	Frank Ableson (1993-94)	47
12.	George Hall (1981-82)	47
13.	John Bajusz (1983-84)	46
14.	Michael Roberts (1996-97)	46
15.	Ka/Ron Barnes (2002-03)	46
16.	Zeke Marshall (1993-94)	46
17.	Graham Dow (2006-07)	45
18.	Chris Wroblewski (2011-12)	45
19.	Hawathia Wilson (1982-83)	44
20.	Wallace Prather (2000-01)	43

Season Blocks

1.	Jeff Foote (2009-10)	65
2.	Bernard Jackson (1989-90)	65
3.	Jeff Foote (2008-09)	64
4.	Jeffrion Aubry (1998-99)	63
5.	Bernard Jackson (1988-89)	56
6.	Andrew Naeve (2006-07)	53
7.	Jeffrion Aubry (1996-97)	53
8.	Jeffrion Aubry (1997-98)	53
9.	Bernard Jackson (1990-91)	53
10.	Shonn Miller (2011-12)	48
11.	Andrew Naeve (2005-06)	37
12.	John McCord (1996-97)	34
13.	Alex Reynolds (1980-81)	33
14.	Alex Tyler (2008-09)	32
15.	Eddie Samuel (1994-95)	32
16.	Ken Bantum (1982-83)	31
17.	Jeff Foote (2007-08)	30
18.	Andrew Naeve (2004-05)	28
19.	Zeke Marshall (1992-93)	27
20.	Ken Bantum (1983-84)	27
	Ken Bantum (1984-85)	27

Season Minutes

1.	Ryan Wittman (2009-10)	1,154
2.	Ryan Wittman (2008-09)	1,056
3.	Chris Wroblewski (2009-10)	1,006
4.	John Bajusz (1985-86)	993
5.	Ryan Wittman (2006-07)	991
6.	Mike Davis (1978-79)	974
7.	John Bajusz (1986-87)	961
8.	Drew Martin (1985-86)	958
9.	Mike Davis (1977-78)	955
10.	John Bajusz (1983-84)	954
11.	Mike Allen (1980-81)	953
12.	John Bajusz (1984-85)	952
13.	Jeff Foote (2009-10)	950
14.	George Hall (1981-82)	950
15.	Ka/Ron Barnes (2003-04)	949
16.	Ryan Wittman (2007-08)	944
17.	Chris Wroblewski (2011-12)	944

THE CORNELL CAREER CHARTS

Career Points

1.	Ryan Wittman (2006-10)	2,028
2.	John Bajusz (1983-87)	1,663
3.	Louis Dale (2006-10)	1,452
4.	Ray Mercedes (1997-01)	1,429
5.	Ken Bantum (1981-85)	1,411
6.	Mike Davis (1977-80)	1,400
7.	Ka'Ron Barnes (2000-04)	1,396
8.	Shawn Maharaj (1988-92)	1,258
9.	Chuck Rolles (1953-56)	1,253
10.	Cody Toppert (2001-05)	1,232
11.	Louis Jordan (1956-59)	1,217
12.	Lenny Collins (2002-06)	1,212
13.	Chris Wroblewski (2008-12)	1,202
14.	Wallace Prather (1998-02)	1,171
15.	Drew Martin (1982-86)	1,153
16.	Gregg Morris (1965-68)	1,133
17.	Steve Cram (1963-66)	1,131
18.	Jerry Szachara (1960-63)	1,114
19.	Zeke Marshall (1990-94)	1,062
20.	Jeff Gaca (1989-93)	1,059
21.	Walt Esdaile (1966-69)	1,014
22.	Eric Taylor (2001-05)	1,011
23.	Mike Lucas (1978-82)	1,008
24.	Brandt Schuckman (1992-96)	1,003

Career Field Goals

1.	Ryan Wittman (2006-10)	696
2.	John Bajusz (1983-87)	647
3.	Mike Davis (1977-80)	569
4.	Ray Mercedes (1997-01)	493
5.	Ken Bantum (1981-85)	491
6.	Charles Rolles (1953-56)	480
7.	Ka'Ron Barnes (2000-04)	479
8.	Louis Dale (2006-10)	478
9.	Stephen Cram (1963-66)	457
10.	Jerry Szachara (1960-63)	452
11.	Drew Martin (1982-86)	451
12.	Greggory Morris (1965-68)	440
13.	Cody Toppert (2001-05)	429
14.	Lenny Collins (2002-06)	416
15.	Eric Taylor (2001-05)	410
16.	Walter Esdaile (1966-69)	407
17.	Mike Lucas (1978-82)	402
18.	Zeke Marshall (1990-94)	401
19.	Shawn Maharaj (1988-92)	400
20.	Robert DeLuca (1963-66)	394

Career Field Goal Attempts

1.	Ryan Wittman (2006-10)	1,520
2.	Mike Davis (1977-80)	1,296
3.	John Bajusz (1983-87)	1,204
4.	Ka'Ron Barnes (2000-04)	1,203
5.	Ray Mercedes (1997-01)	1,181
6.	Charles Rolles (1953-56)	1,158
7.	Jerry Szachara (1960-63)	1,093
8.	Cody Toppert (2001-05)	1,083
9.	Louis Jordan (1956-59)	1,052
10.	Louis Dale (2006-10)	1,037
11.	Lenny Collins (2002-06)	1,030
12.	Wallace Prather (1998-02)	990
13.	Greggory Morris (1965-68)	981
14.	William Baugh (1959-62)	978
15.	Shawn Maharaj (1988-92)	948
16.	Robert DeLuca (1963-66)	943
17.	Drew Martin (1982-86)	941
18.	Walter Esdaile (1966-69)	936
19.	Stephen Cram (1963-66)	931
20.	Chris Wroblewski (2008-12)	912

Career Field Goal Percentage

Minimum 100 field goals made	
1.	Eitan Chemerinski (2009-pr)617
2.	John McCord (1996-97).....583
3.	Jeff Foote (2007-10).....573
4.	Eric Taylor (2001-05).....572
5.	Greg Gilda (1984-88).....566
6.	James Maglisceau (1962-65).....563
7.	Jason Hartford (2005-08).....558
8.	Mike Millane (1984-88).....549
9.	Ken Bantum (1981-85).....544
10.	John Bajusz (1983-87).....537
11.	Irvin Roberson (1955-56).....522
12.	Rick Amato (1969-72).....520
13.	Derek Kruse (1996-00).....513
14.	Brian Kreefer (2005-09).....511
15.	Jeffron Aubry (1995-99).....509
16.	Bernard Jackson (1987-91).....507
17.	Paul Gerwin (1948-51).....505
18.	James Paul (1984-85, 86-88).....503
19.	Wolfgang Florin (1984-88).....503
20.	Dean Kartsonas (1983-88).....501

Career 3-Pointers

1.	Ryan Wittman (2006-10)	377
2.	Cody Toppert (2001-05)	237
3.	Brandt Schuckman (1992-96)	231
4.	Shawn Maharaj (1988-92)	189
	Chris Wroblewski (2008-12)	189
6.	Louis Dale (2006-10)	164
	Drew Ferry (2010-12)	164
8.	Ray Mercedes (1997-01)	162
9.	Adam Gore (2005-09)	154
10.	Steve Johnson (1987-91)	145
11.	Jeff Gaca (1989-93)	143
	Wallace Prather (1998-02)	143
	Lenny Collins (2002-06)	143
14.	Kevin Cuttica (1997-01)	142
15.	Alex Compton (1995-97)	126
	Ka'Ron Barnes (2000-04)	126
17.	Geoff Reeves (2006-10)	118
18.	Frank Ableson (1989-91, 92-94)	73
19.	Max Groebe (2009-12)	69
20.	Johnathan Gray (2009-pr)62	

Career 3-Point Attempts

1.	Ryan Wittman (2006-10)	875
2.	Cody Toppert (2001-05)	674
3.	Brandt Schuckman (1992-96)	618
4.	Ray Mercedes (1997-01)	479
5.	Chris Wroblewski (2008-12)	456
6.	Wallace Prather (1998-02)	454
7.	Shawn Maharaj (1988-92)	450
8.	Kevin Cuttica (1997-01)	439
9.	Drew Ferry (2010-12)	420
10.	Louis Dale (2006-10)	409
11.	Ka'Ron Barnes (2000-04)	396
12.	Lenny Collins (2002-06)	395
13.	Jeff Gaca (1989-93)	373
14.	Steve Johnson (1987-91)	372
15.	Adam Gore (2005-09)	369
16.	Alex Compton (1995-97)	321
17.	Geoff Reeves (2006-10)	270
18.	Frank Ableson (1989-91, 92-94)	197
19.	Johnathan Gray (2009-pr)196	
20.	Bo Buettenback (1994-98)	179

Career 3-Point Percentage

Minimum 50 3-point field goals made	
1.	Geoff Reeves (2006-10).....437
2.	Ryan Wittman (2006-10).....431
3.	Shawn Maharaj (1988-92).....420
4.	Adam Gore (2005-09).....417
5.	Chris Wroblewski (2008-12).....414
6.	Louis Dale (2006-10).....401
7.	Dan Wendt (1994-96).....397
8.	Max Groebe (2009-12).....394
9.	Alex Compton (1995-97).....393
10.	Steve Johnson (1987-91).....390
	Drew Ferry (2010-12).....390
12.	Jeff Gaca (1989-93).....383
13.	Sam Jacobs (1985-88).....378
14.	Michael Roberts (1993-94, 96-97).....375
15.	Brandt Schuckman (1992-96).....374
16.	Frank Ableson (1989-91, 92-94).....371
	Jacques Vigneault (1999-03).....371
18.	Lenny Collins (2002-06).....362
19.	Cody Toppert (2001-05).....352
20.	Ray Mercedes (1997-01).....338

Career Free Throws

1.	Louis Jordan (1956-59)	435
2.	Ken Bantum (1981-85)	429
3.	Louis Dale (2006-10)	332
4.	John Bajusz (1983-87)	328
5.	Ka'Ron Barnes (2000-04)	312
6.	Lee Morton (1951-54)	308
7.	John Sheehy (1952-55)	296
8.	Charles Rolles (1953-56)	293
9.	Ray Mercedes (1997-01)	281
10.	Chris Wroblewski (2008-12)	279
11.	Wallace Prather (1998-02)	270
12.	Shawn Maharaj (1988-92)	269
13.	Paul Gerwin (1948-51)	264
14.	Mike Davis (1977-80)	262
15.	Ryan Wittman (2006-10)	259
	Rick Amato (1969-72)	259
17.	Greggory Morris (1965-68)	253
18.	Drew Martin (1982-86)	251
19.	Greg Gilda (1984-88)	250
20.	Zeke Marshall (1990-94)	249

Career Free Throw Attempts

1.	Ken Bantum (1981-85)	670
2.	Louis Jordan (1956-59)	590
3.	John Sheehy (1952-55)	473
4.	Ray Mercedes (1997-01)	440
5.	Lee Morton (1951-54)	439
6.	Rick Amato (1969-72)	424
	Eric Taylor (2001-05)	424
8.	Ka'Ron Barnes (2000-04)	415
9.	Charles Rolles (1953-56)	402
10.	Bernard Jackson (1987-91)	400
11.	Paul Gerwin (1948-51)	398
12.	Louis Dale (2006-10)	396
13.	Wallace Prather (1998-02)	395
14.	John Bajusz (1983-87)	383
	Drew Martin (1982-86)	383
16.	Greggory Morris (1965-68)	381
17.	Stephen Cram (1963-66)	377
18.	Jeff Foote (2007-10)	371
19.	Greg Gilda (1984-88)	361
	Zeke Marshall (1990-94)	361

Career Free Throw Percentage

Minimum 100 free throws made	
1.	Adam Gore (2005-09).....881
2.	Alex Compton (1995-97).....860
3.	John Bajusz (1983-87).....856
4.	Cody Toppert (2001-05).....846
5.	Ryan Wittman (2006-10).....844
	Sam Jacobs (1985-88).....844
7.	Louis Dale (2006-10).....838
8.	Chris Wroblewski (2008-12).....823
9.	Jeff Gaca (1989-93).....822
10.	Lenny Collins (2002-06).....820
11.	Ryan Rourke (2004-06).....814
12.	Mike Allen (1978-81).....811
	Justin Treadwell (1990-94).....811
14.	Bernard Vaughan (1975-77).....805
15.	Marvin Van Leeuwen (1962-65).....797
16.	Mike Davis (1977-80).....792
17.	Brent Fisher (1994-98).....789
18.	Brandt Schuckman (1992-96).....785
19.	Gerald Krumbain (1960-63).....777
20.	David Bradfield (1951-54).....776
	Michael Parker (1989-93).....776

Career Rebounds

1.	George Farley (1957-60)	1089
2.	John Sheehy (1952-55)	866
3.	Walt Esdaile (1966-69)	840
4.	Bill Schwarzkopf (1967-70)	762
5.	Steve Cram (1963-66)	735
6.	Fred Eydtt (1949-52)	730
7.	Bill Baugh (1959-62)	695
8.	Garry Munson (1963-66)	645
9.	David Zornow (1957-60)	644
10.	Eric Taylor (2001-05)	643
11.	Ray Zelek (1953-56)	642
12.	Jeff Foote (2007-10)	634
13.	Gerald Krumbain (1960-63)	614
14.	Jeffron Aubry (1995-99)	596
15.	Bernard Jackson (1987-91)	588
16.	Ken Bantum (1981-85)	581
17.	Mike Davis (1977-80)	578
18.	Andrew Naeve (2003-07)	572
19.	Ray Mercedes (1997-01)	557
20.	Brian Kopf (1991-95)	547

Career Assists

1.	Chris Wroblewski (2008-12)	482
2.	Louis Dale (2006-10)	470
3.	Charles Rolles (1953-56)	378
4.	Josh Wexler (1985-89)	377
5.	Roger Chadwick (1949-52)	341
6.	Ka'Ron Barnes (2000-04)	329
7.	DeShawn Standard (1994-98)	320
8.	Wallace Prather (1998-02)	290
9.	John Bajusz (1983-87)	285
10.	Richard Meade (1953-56)	281
11.	Graham Dow (2003-07)	271
12.	David Bradfield (1951-54)	270
13.	Louis Jordan (1956-59)	268
14.	Jerry Szachara (1960-63)	263
15.	Lenny Collins (2002-06)	242
16.	Len Palmer (1981-82, 83-86)	238
17.	Shawn Maharaj (1988-92)	223
18.	Ryan Wittman (2006-10)	221
19.	Ronald Ivkovich (1958-61)	217
20.	Frank Ableson (1989-91, 92-94)	215

Career Steals

1.	Wallace Prather (1998-02)	197
2.	Graham Dow (2003-07)	166
3.	DeShawn Standard (1994-98)	155
4.	John Bajusz (1983-87)	150
5.	Ka'Ron Barnes (2000-04)	149
	Lenny Collins (2002-06)	149
7.	Zeke Marshall (1990-94)	144
	Drew M1'artin (1982-86)	144
9.	Chris Wroblewski (2008-12)	139
10.	Louis Dale (2006-10)	128
11.	Ryan Wittman (2006-10)	117
12.	Adam Wire (2007-11)	102
13.	Shawn Maharaj (1988-92)	101
14.	Josh Wexler (1985-89)	100
	Michael Parker (1989-93)	100
16.	George Hall (1980-83)	95
	Cody Toppert (2001-05)	95
18.	Kevin Cuttica (1997-01)	93
	Brad Bomba (1980-84)	92
20.	Steve Johnson (1987-91)	90

Career Blocked Shots

1.	Jeffron Aubry (1995-99)	191
2.	Bernard Jackson (1987-91)	174
3.	Jeff Foote (2007-10)	159
4.	Andrew Naeve (2003-07)	139
5.	Ken Bantum (1981-85)	97
6.	Eric Taylor (2001-05)	85
	Alex Tyler (2006-10)	66
8.	Shonn Miller (2011-pr)65	
9.	Keirian Brown (1996-00)	56
	Eddie Samuel (1994-96)	56
11.	Zeke Marshall (1990-94)	44
12.	Justin Treadwell (1990-94)	40
	Derek Kruse (1996-00)	40
14.	Rich Medina (1988-92)	38
	John McCord (1996-97)	34
16.	Alex Reynolds (1978-81)	33
17.	Drew Martin (1982-86)	32
18.	Ryan Wittman (2006-10)	31
	Greg Gilda (1984-88)	31
20.	Randy Gabler (1999-02)	29
--	Errick Peck (2009-pr)28	

Career Games Played

1.	Ryan Wittman (2006-10)	121
2.	Chris Wroblewski (2008-12)	119
3.	Louis Dale (2006-10)	110
4.	Lenny Collins (2002-06)	109
	Andrew Naeve (2003-07)	109

Career Games Started

1.	Ryan Wittman (2006-10)	119
2.	Louis Dale (2006-10)	108
3.	Lenny Collins (2002-06)	102
4.	Shawn Maharaj (1988-92)	101
5.	Cody Toppert (2001-05)	96
6.	Chris Wroblewski (2008-12)	93
7.	Wallace Prather (1998-02)	90
8.	Ka'Ron Barnes (2000-04)	88
9.	Zeke Marshall (1990-94)	84
	Eric Taylor (2001-05)	84

Career Minutes Played