



VANDERBILT FOOTBALL

GAME NOTES

Kyle Parkinson (kyle.parkinson@vanderbilt.edu) | Larry Leathers (larry.leathers@vanderbilt.edu)

GAME 9



WESTERN KENTUCKY at VANDERBILT

Saturday, Nov. 4, 2017 ★ 11 a.m. ★ Nashville, Tenn. ★ Vanderbilt Stadium

HILLTOPPERS

Overall: 5-3

C-USA: 3-2

Head Coach:

Mike Sanford (1st season)

Record at WKU: 5-3 (.625)

Career record: 5-3 (.625)

COMMODORES

Overall: 3-5

SEC: 0-5

Head Coach:

Derek Mason (4th season)

Record at VU: 16-29 (.356)

Career record: 16-29 (.356)



QUICK COMPARISON

WKU

27.0

186

83.2

309.4

392.6

47%

186.8

182.2

369.0

42%

PPG

1st DOWNS

RUSH

PASS

OFFENSE

3rd DOWNS

OPP. RUSH

OPP. PASS

OPP. OFFENSE

OPP. 3rd DOWNS

VU

23.0

123

94.4

220.5

314.9

39%

238.8

170.9

409.6

36%



OPENING KICK

★ Vanderbilt returns home for the first time in nearly a month to host Western Kentucky.

★ The Commodores face their final non-conference opponent on Saturday. The Does are 3-0 outside of the Southeastern Conference this season.

★ Vanderbilt's 19 touchdown passes this season are the most by a VU team since 2005 when the team threw 21 TD passes.

★ RB Ralph Webb needs 55 yards to pass LSU's Leonard Fournette, Auburn's Carnell Williams and Kentucky's Sonny Collins to move into 11th all-time in SEC rushing.

★ QB Kyle Shurmur needs one touchdown pass to equal Eric Jones for fifth all-time at Vanderbilt and four to match Kurt Page for fourth all-time at VU.

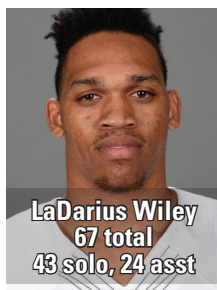
★ WR Kalija Lipscomb's six TD catches rank third in the SEC.

A Vanderbilt victory would...

- ★ Snap a five-game losing streak.
- ★ Make VU 4-0 in non-conference games this season.
- ★ Be the team's third straight November victory dating back to last year.

VANDERBILT STAT LEADERS

TACKLES



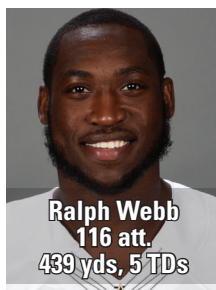
LaDarius Wiley
67 total
43 solo, 24 asst

PASSING



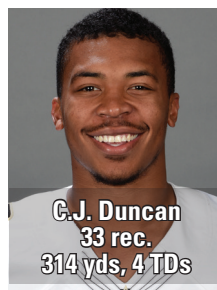
Kyle Shurmur
128/233
1664 yds, 18 TDs

RUSHING



Ralph Webb
116 att.
439 yds, 5 TDs

RECEIVING



C.J. Duncan
33 rec.
314 yds, 4 TDs



ESPN

PBP: Mike Couzens

Analyst: John Congemi



VANDERBILT IMG NETWORK

Flagship: WLAC 1510-AM/98.3 FM

Voice of the Commodores: Joe Fisher

Analyst: Norman Jordan

Sideline: Mitch Light

Sirius: 119 | XM: 202



@Middle TN

Sept. 2

Win

28-6



Ala. A&M

Sept. 9

Win

42-0



Kansas St.

Sept. 16

Win

14-7



Alabama

Sept. 23

Loss

59-0



@Florida

Sept. 30

Loss

38-24



Georgia

Oct. 7

Loss

45-14



@Ole Miss

Oct. 14

Loss

57-35



@S. Carolina

Oct. 28

Loss

34-27



WKU

Nov. 4

11 a.m.

ESPNU



Kentucky

Nov. 11

3 p.m.

SECN



Missouri

Nov. 18

TBA



@Tennessee

Nov. 25

TBA



VANDERBILT FOOTBALL MEDIA SERVICES

**SUNDAY**

OFF

DAY

MONDAYMORNING
PRACTICENO MEDIA
AVAILABILITY**TUESDAY**PRESS
CONFERENCECOACH MASON
12:15 p.m.
STUDENT-ATHLETES
12:35 p.m.**WEDNESDAY**SEC
COACHES
TELECONFERENCECOACH MASON
10:30-10:40 a.m.**THURSDAY**MORNING
PRACTICECOACH LUDWIG
STUDENT-ATHLETES
9:45 a.m.**FRIDAY**MORNING
PRACTICENO MEDIA
AVAILABILITY**SATURDAY**WESTERN
KENTUCKY
11 a.m.
ESPNU**VANDERBILT POST-GAME INTERVIEWS**

Coach Mason's post-game press conferences are held after he addresses the team. Only properly credentialed media will be allowed into the Vanderbilt press conference room at Vanderbilt Stadium and away games.

Mason's remarks will be held in the team's press conference area. The press conference area at Vanderbilt Stadium is located in the south end zone tunnel near the team's locker room.

The Vanderbilt locker room is closed. Up to six student-athletes will be made available for post-game interviews. These interviews will be conducted in the same press conference room as Coach Mason's remarks. The players are available at the conclusion of Mason's conference.

GAME WEEK INTERVIEW POLICY

All interview requests for Coach Mason and Vanderbilt student-athletes **MUST** go through Kyle Parkinson or Larry Leathers prior to the interview. Offensive coordinator Andy Ludwig will be available to media members at the conclusion of practice on Thursday morning. Student-athletes and other assistant coaches will also be available to media after Thursday practices.

Practice sessions are closed to the media.

COACH MASON'S RADIO SHOW WEDNESDAY

The Vanderbilt Coaches Show with Coach Mason, a weekly feature of Nashville flagships NewsRadio 1510 WLAC, is scheduled on Wednesdays. The show starts at 7 p.m. with Coach Mason and the Voice of the Commodores Joe Fisher.

CREDENTIALS

Media seeking credentials should visit sportssystems.com/vanderbilt. Media will call is located at Gate 1 of Vanderbilt Stadium.

**WEEKLY PRESS CONFERENCE
ON TUESDAYS**

Coach Mason will participate in a press conference for local media on Tuesdays at 12:15 p.m. It is held in the team's post-game press conference room in the south end zone of Vanderbilt Stadium.

Interviews with selected student-athletes will follow Mason's remarks. The press event is available on SEC Network+ and archived at vucommodores.com.

**SEC COACHES TELECONFERENCE:
WEDNESDAY 10:30 A.M.**

Coach Mason is available each Wednesday morning to media outlets as part of the Southeastern Conference Coaches' Teleconference. Mason's 10-minute segment starts at 10:30 a.m. CT. To participate, call the SEC Office at (205) 458-3010.

COACH'S SHOW ON FACEBOOK

New in 2017, The Coach's Show with Derek Mason will be available on Facebook each Friday afternoon of game weeks.

The new show will feature interviews and stories with Coach Mason, assistant coaches and student-athletes while being hosted by the Voice of the Commodores Joe Fisher.

ON THE INTERNET

Vanderbilt's website - vucommodores.com - hosts stories from former Sports Illustrated writer Zac Ellis along with stats, notes and videos.

GAME DAY AT VANDERBILT STADIUM

The press box at Vanderbilt Stadium opens 2.5 hours before kickoff unless otherwise noted. The press box will close approximately three hours after the conclusion of the game.

Game notes and depth charts for both teams will be available in the press box and online at vucommodores.com/FootballGameNotes.

Wireless internet is available in the press box along with live stats via statbroadcast.com.

@vucommodores



/vucommodores



vandyathletics



/vanderbiltathletics

VANDERBILT ATHLETIC COMMUNICATIONS

OFFICE: 615.322.4121

VUCOMMODORES.COM

Kyle Parkinson (Football)

Asst. AD/Communications
Office: 615.343.0020
kyle.parkinson@vanderbilt.edu

Andy Boggs (MBB/M. Golf)

Asst. Director of Communications
Office: 615.343.1847
andy.boggs@vanderbilt.edu

Matt Paras (Soccer/Lacrosse)

Communications Assistant
Office: 615.343.4121
matt.paras@vanderbilt.edu

Larry Leathers (Football/W. Golf)

Asst. Director of Communications
Cell: 615.480.8226
larry.leathers@vanderbilt.edu

Catherine Hilley (Social Media/W. Tennis)

Social Media Coordinator
Office: 615.343.0019
catherine.hilley@vanderbilt.edu

Robynn Candish

Administrative Assistant
Office: 615.322.4121
robynn.candish@vanderbilt.edu

Chad Seely (Baseball/Football)

Asst. Director of Communications
Office: 615.343.5823
chad.seely@vanderbilt.edu

Zac Ellis (vucommodores.com)

Writer/Digital Media Editor
Office: 615.322.1012
zac.ellis@vanderbilt.edu

Jess Poole (WBB/XC/Football)

Asst. Director of Communications
Office: 615.343.5823
jessica.e.poole@vanderbilt.edu

Jay Kafer (Track & Field/M. Tennis)

Communications Assistant
Office: 615.343.4121
jay.kafer@vanderbilt.edu



VANDERBILT VS. WESTERN KENTUCKY BREAKDOWN



CATEGORY	VANDERBILT	WESTERN KENTUCKY	CATEGORY	VANDERBILT	WESTERN KENTUCKY
Overall	3-5	5-3	Kick Returns: #-Yards	18-407	28-527
SEC/C-USA	0-5	3-2	Punt Returns: #-Yards	11-100	13-44
Streak	L5	L1	INT Returns: #-Yards	5-48 (10)	9-57
Scoring	184	216	Kick Return Average	22.6 (9)	18.8
Points per Game	23.0 (12)	27.0	Punt Return Average	9.1 (6)	3.4
First Downs	123 (13)	186	INT Return Average	9.6	6.3
Rushing	37	53	Fumbles-Lost	10-3	14-6
Passing	79	117	Fumbles Recovered	8-1	11-2
Penalty	7	16	Penalties-Yards	45-394	42-349
Rushing Yards	755	666	Average per Game	49.2 (9)	43.6
Yards Gained	881	903	Punts-Yards	50-1913	36-1439
Yards Lost	126	237	Average per Punt	38.3	40.0
Attempts	220	260	Net Punt Average	35.2 (13)	37.1
Average per Rush	3.4	2.6	Time of Possession/Game	28:05 (12)	29:51
Average per Game	94.4 (14)	83.2	3rd Down Conversions	44/113	55/116
TDs	7	14	3rd Down Pct.	39% (9)	47%
Passing Yards	1764	2475	4th Down Conversions	5/11	5/13
Comp-Att-INT	140-256-3	225-339-6	4th Down Pct.	45% (T9)	38%
Average per Pass	6.9	7.3	Sacks By-Yards	17-121 (T8)	6-31
Average per Catch	12.6	11.0	Sacks Allowed-Yards	10-71 (4)	23-177
Average per Game	220.5 (4)	309.4	Touchdowns Scored	26	29
TDs Passing	19	14	Field Goals-Attempts	1-5	4-8
Total Offense	2519	3141	Redzone Scores	19-22 (9)	25-34
Total Plays	476	599	Redzone Touchdowns	19-22	23-34
Average per Play	5.3	5.2			
Average per Game	314.9 (13)	392.6			

The Western Kentucky Series

All-Time vs. Western Kentucky: 4-1

First meeting: 1931 in Nashville, W 52-6

Last meeting: 2016 in B. Green, W 31-30 (OT)

In Nashville: 3-1

In Bowling Green: 1-0

Streak: W1

Series meetings (2-8)

2016 - Bowling Green, W 31-30 (OT)

2015 - Nashville, L 14-12

1938 - Nashville, W 12-0

1932 - Nashville, W 26-0

1931 - Nashville, W 52-6

Last time vs. Western Kentucky

Bowling Green, Ky. (AP) - Vanderbilt's defense turned away a 2-point conversion play at the end of the first overtime as the Commodores escaped with a 31-30 victory over Western Kentucky on Saturday. Kyle Shurmur's 5-yard pass to Nathan Marcus on the first possession of overtime gave Vanderbilt (2-2) its first lead of the game, and Tommy Openshaw added the point after for the Commodores.

Western Kentucky (2-2) answered quickly, needing just two plays to find the end zone on Mike White's 8-yard pass to Shaquille Johnson in overtime.

Hilltoppers coach Jeff Brohm elected to go for two points. White rolled to his right, but his pass was deflected into the air off Anthony Wales' helmet and ruled incomplete, as Vanderbilt players rushed the field to celebrate the comeback victory.

TEAM	1	2	3	4	OT	FINAL	RECORD
VU	0	7	7	10	7	31	2-2
WKU	7	7	0	10	6	30	2-2

SCORING SUMMARY

1st: WKU - WALES 4-yd run (NUSS kick), 14-75 3:54.

2nd: WKU - FANT 61-yd pass from FERGUSON (SIMCOX kick), 2-92 0:40. VANDY - Webb 4-yd run (Openshaw kick), 12-76 6:02.

3rd: VANDY - Webb 2 yd run (Openshaw kick), 10-75 5:45.

4th: WKU - WALES 20-yd run (SIMCOX kick), 8-80 2:32. VANDY - Openshaw 22-yd field goal, 5-72 2:32. WKU - NUSS 25-yd field goal, 10-67 4:27.

VANDY - Webb 2-yd run (Openshaw kick), 7-75 1:02.

OT: VANDY - Marcus 5-yd pass from Shurmur (Openshaw kick), 6-25 0:00. WKU - JOHNSON 8-yd pass from WHITE 3-25 0:00.

STATISTICS

	VU	WKU
FIRST DOWNS	19	27
RUSHES-YARDS (NET)	42-110	33-205
PASSING YDS (NET)	279	291
PASSES ATT-COMP-INT	29-18-1	41-24-1
TOTAL OFFENSE PLAYS-YARDS	71-389	74-496
KICKOFF RETURNS-YARDS	3-69	0-0
INTERCEPTION RETURNS-YARDS	1-0	1-10
PUNTS (NUMBER-AVG)	6-32.7	3-42.0
FUMBLES-LOST	1-0	3-2
PENALTIES-YARDS	5-51	11-88
POSSESSION TIME	32:23	27:37
THIRD-DOWN CONVERSIONS	8 OF 16	3 OF 12
FOURTH-DOWN CONVERSIONS	0 OF 0	2 OF 3
RED-ZONE SCORES-CHANCES	5-5	4-6
SACKS BY: NUMBER-YARDS	1-1	3-22

RUSHING: VANDY-Ralph Webb 27-95; K. Blasingame 6-19; Kyle Shurmur 8-2; Darrius Sims 1-(-6). WKU-WALES, Anthony 24-152; NORRIS, N. 3-34; TAYLOR, Taywan 2-11; WHITE, Mike 2-5; FANT, Nacarius 1-5; BAKER, Quinton 1-(-2).

PASSING: VANDY-Kyle Shurmur 18-29-1-279. WKU-WHITE, Mike 22-39-1-222; FERGUSON, Tyler 2-2-0-69.

RECEIVING: VANDY-C.J. Duncan 5-66; Kalija Lipscomb 3-56; Jared Pinkney 3-41; Trent Sherfield 2-38; Ralph Webb 2-4; Caleb Scott 1-66; Nathan Marcus 1-5; Sam Dobbs 1-3. WKU-TAYLOR, Taywan 9-112; FANT, Nacarius 5-95; NORRIS, N. 4-45; JOHNSON, S. 3-19; WALES, Anthony 2-16; DONATELL, S. 1-4.

Did You Know?

It is exactly 69 miles from Western Kentucky's Houchens Industries-LT Smith Stadium to Vanderbilt Stadium.



VANDERBILT (IN)DEPTH CHART: OFFENSE

WR

**10 Trent Sherfield // 6-1, 205, Sr.**

Team-high 86 career receptions in 2016... Set school record with 240 yards receiving vs. Austin Peay 9/19/15... Expected to graduate in May with degree in medicine, health and society.

	REC	YDS	TD
2017	27	458	2
2016	34	472	1
2015	51	659	3
2014	1	9	0
Totals	113	1598	6

9 Caleb Scott // 6-2, 202, Sr.

Played in all 13 games, starting three in 2016... Son of former Commodore and NFL player Chuck Scott (1981-84)... Set to graduate in May with degree in medicine, health and society.

	REC	YDS	TD
2017	13	128	1
2016	24	466	0
2015	24	339	2
2014	6	78	0
Totals	67	1011	3

TE

**83 Nathan Marcus // 6-5, 242, R-Sr.**

Started 12 of 13 games as a junior in 2016, catching a career-best 11 passes... Caught game-winning pass in win at WKU in 2016... Graduating with a degree in communication studies in December.

	REC	YDS	TD
2017	5	26	1
2016	11	73	1
2015	4	34	0
2014	6	56	2
Totals	26	189	4

80 Jared Pinkney // 6-4, 255, R-So.

Caught career-best 2 TDs 9/9... Started six games and led all VU TEs with 22 catches and 274 yards... Posted multiple catches in seven games... Majoring in communication studies.

	REC	YDS	TD
2017	14	142	3
2016	22	274	2
Totals	36	416	5

LT

**58 Justin Skule // 6-6, 315, Jr.**

Freshman campaign ended with an injury after earning way into starting lineup, starting two games and playing in seven... Dad, Josh, played on offensive line at Navy.

	GP	GS
2017	7	7
2016	13	13
2015	7	2
Totals	27	22

74 Cole Clemens // 6-6, 305, Fr.

Made his collegiate debut 9/9... Three-year starter for powerful Bingham HS in South Jordan, Utah... Won 14 straight games and state title at 5A level... Lettered in baseball and track in HS.

	GP	GS
2017	1	0

LG

**56 Saige Young // 6-4, 315, So.**

Made his first start 9/30... Transfer from Dodge City CC after playing at Woodford County HS in Kentucky... Started on OL for Dodge City, earning honorable mention All-Conference.


	GP	GS
2017	5	4

57 Ean Pfeifer // 6-4, 300, R-So.

Started nine games and played in two more as a freshman in 2016... Took over starting spot on OL early in season... Majoring in economics... Studied abroad in London in May 2017.

	GP	GS
2017	7	4
2016	11	9
2015	0	0
Totals	18	13

C

**61 Bruno Reagan (ray-gan) // 6-3, 310, R-Jr.**

Played in all 13 games in 2016, on the field for nearly 90% of team's snaps... Won wrestling Tennessee state title as a junior in HS finishing 57-0, also nationally ranked in judo.

	GP	GS
2017	8	8
2016	13	13
2015	4	10
Totals	33	31

53 Sean McMoore // 6-4, 305, R-Fr.

Saw his first action 9/9... Redshirted in 2016... First Hawaiian to suit up for Vanderbilt... One of six Polynesian players on roster... Three-year starter on offensive line for Kapolei HS in Kapolei, Hawaii.

	GP	GS
2016	1	0
2015	1	0
Totals	2	0

RG

**76 Egidio (eh-jid-ee-o) DellaRipa (del-la rip-pa) // 6-4, 300, R-Jr.**

Made his first career start 9/30... Played in one game in 2016, seeing action against Tennessee State... Working towards a degree in economics.

	GP	GS
2017	8	4
2016	1	0
Totals	9	4

71 Jared Southers // 6-4, 310, R-So.

First career start at MT... Played in the final 10 games of 2016... Played for Seton Hall Prep in New Jersey... Also lettered in wrestling in HS... Working towards a degree in economics.

	GP	GS
2017	8	5
2016	10	0
Totals	18	5

RT

**77 Devin Cochran // 6-7, 315, R-Fr.**

Saw his first career action with a start at MT... First team All-State OT for Greater Atlanta Christian as a senior, helping team to 12-2 record senior season... Also competed in track & field as a thrower.

	GP	GS
2017	8	8

75 Bailey Granier (graun-yay) // 6-6, 316, R-Jr.

Played in nine games, mostly at guard in 2016... Dad is a commercial fisherman... Working towards a degree in special education.

	GP	GS
2017	7	0
2016	9	0
2015	0	0
Totals	16	0

QB

**14 Kyle Shurmur // 6-4, 227, Jr.**

Matched career-high with four TD passes at South Carolina... Set sophomore VU record with 2409 passing yards in 2016... Son of Minnesota Vikings OC Pat Shurmur... Majoring in economics.

	C-A-I	YDS	TD
2017	128-233-3	1664	18
2016	204-375-10	2409	9
2015	44-103-3	503	5
Totals	376-711-16	4576	32

2 Deuce Wallace // 6-2, 210, R-Fr.

Threw first TD pass at Ole Miss... Redshirted during his first season at VU... Two-year starter at Sevier County HS passing for 3,505 yards and 37 TDs as a senior... Also lettered in basketball & baseball.

	C-A-I	YDS	TD
2017	11-22-0	94	1
Totals	11-22-0	94	1

RB

**7 Ralph Webb // 5-10, 202, Sr.**

Became Vanderbilt's all-time leading rusher in 2016... Ran for 211 yards vs. MT, 3rd-most in VU history... Expected to graduate in December with degree in sociology.

	ATT	YDS	TD
2017	116	439	5
2016	250	1283	13
2015	277	1152	5
2014	212	907	4
Totals	855	3781	27

23 Khari (car-EE) Blasingame // 6-1, 235, R-Jr.

Saw action as a RB in all 13 games in 2016 after moving from LB... His 10 TDs ranked second on the team... Majoring in medicine, health and society.

	ATT	YDS	TD
2017	45	147	0
2016	97	449	10
Totals	142	596	10

FB

**28 Dallas Rivers // 6-1, 225, Sr.**

Played in all 13 games in 2016 running for 92 yards on 20 carries... Involved in Young Life organization and works as counselor at local youth camps... Graduating in May with a degree in economics.

	ATT	YDS	TD
2017	11	41	0
2016	20	92	1
2015	60	183	1
2014	61	218	2
Totals	152	538	4

27 Jaire George // 6-1, 230, R-So.

Contributes on special teams as well... Son of former Tennessee Titan and Heisman Trophy winner Eddie George... Majoring in economics.

	ATT	YDS	TD
2017	0	0	0
2016	0	0	0
Totals	0	0	0

WR

**19 C.J. Duncan // 5-11, 203, R-Sr.**

Led VU WRs with 44 receptions in 2016... Played in all 13 games in 2016 as WR and punt returner... Graduating in December with degree in political science.

	REC	YDS	TD
2017	33	314	4
2016	44	494	0
2015	--DNP--		
2014	28	441	4
Totals	105	1249	8

16 Kalija (kuh-lie-JUH) Lipscomb // 6-1, 200, So.

128 yards at South Carolina set career-high... Caught a career-best two TDs at MT, first Dore since Jordan Matthews with two TD catches in one game... Played in 12 games at WR and punt returner.

	REC	YDS	TD
2017	23	397	6
2016	27	319	2
Totals	50	716	8



VANDERBILT (IN)DEPTH CHART: DEFENSE

DL		49 Jonathan Wynn // 6-4, 265, R-Sr. Played in 12 games and started 10 during 2016, making career-best 28 tackles... Studied abroad in Switzerland in May 2016... Attended same HS as teammate Dallas Rivers.	2017 2016 2015 2014 Totals	U-A-T 10-6-16 20-8-28 8-13-21 5-8-13 43-35-78	TFL 2.0-10 2.0-2 3.0-13 1.5-10 8.5-35	SACK 1.0-9 1.0-1 1.0-7 1.0-8 3.0-25
		10 Dayo Odeyingbo (o-dang-BO) // 6-6, 250, Fr. Registered 20 tackles for loss and seven quarterback sacks among 47 total tackles and added three forced fumbles as a senior at Carrollton Ranchview HS... Younger brother of Dare.	2017 Totals	U-A-T 4-7-11 4-7-11	TFL 0.5-1 0.5-1	SACK 0.0-0 0.0-0
DL		77 Nifae (nee-FY) Lealao (lay-lau) // 6-5, 315, Sr. Started 11 of the Dore's 13 games in 2016 setting career-bests in tackles and sacks... One of six players on football roster of Polynesian decent... Working towards degree in sociology.	2017 2016 2015 2014 Totals	U-A-T 3-12-15 15-7-22 9-9-18 2-5-7 29-33-62	TFL 1.5-4 4.0-7 1.0-2 0.0-0 6.5-13	SACK 0.0-0 2.5-3 0.0-0 0.0-0 2.5-3
		74 Jay Woods // 6-3, 285, Sr. Played in all 13 games in 2016 after making quick recovery from leg injury during spring ball... Working towards degree in medicine, health and society.	2017 2016 2015 2014 Totals	U-A-T 8-6-14 2-4-6 12-12-24 12-19-31 34-41-75	TFL 1.0-6 0.5-4 2.0-6 1.5-8 5.0-24	SACK 1.0-6 0.5-4 1.0-5 0.0-0 2.5-15
DL		34 Dare (dar-AY) Odeyingbo (o-dang-BO) // 6-2, 272, Jr. Career-best two sacks at MT... Played in all 13 games 2016... Parents, Gary and Betty, are natives of Nigeria... Younger brother Dayo is freshman on team... Majoring in medicine, health and society.	2017 2016 2015 Totals	U-A-T 17-9-26 10-11-21 0-2-2 27-22-43	TFL 8.0-35 4.0-12 0.5-1 12.5-48	SACK 2.5-23 1.0-7 0.0-0 4.5-30
		90 Cameron Tidd // 6-3, 290, R-Fr. Redshirted in 2016... Four-year starter for Center Grove HS in Greenwood, Ind. helping team to 14-0 record and state title as senior.	2017 Totals	U-A-T 3-6-9 3-6-9	TFL 1.0-7 1.0-7	SACK 1.0-7 1.0-7
OLB		11 Charles Wright // 6-3, 240, R-Jr. First Dore with three sacks in a game since 2012... Played in 12 games during 2016 season making 13 tackles, including 3.5 for loss... Majoring in human & organizational development.	2017 2016 2015 Totals	U-A-T 10-18-28 9-4-13 1-2-3 20-24-44	TFL 7.0-46 3.5-14 1.5-5 12.0-65	SACK 6.0-44 0.0-0 1.0-4 7.0-48
		48 Andre Mintze (mence) // 6-3, 235, R-Fr. Missed his freshman campaign with an injury... Helped Imhotep Institute HS in Philadelphia to 15-0 state title as a senior... Recorded 14 sacks as a senior.	2017 Totals	U-A-T 3-0-3 3-0-3	TFL 1.0-2 1.0-2	SACK 0.0-0 0.0-0
ILB		4 Emmanuel Smith // 6-2, 235, Sr. Made a career-high 12 tackles vs. KSU... Played in nine games during his junior season at LB and S... Majoring in environmental sociology... Studied abroad in Brazil in 2016... Brother, Josh is OLB.	2017 2016 2015 2014 Totals	U-A-T 24-27-51 4-2-6 1-9-10 1-2-3 29-40-69	TFL 4.0-19 0.0-0 0.0-0 0.0-0 4.0-19	SACK 1.5-11 0.0-0 0.0-0 0.0-0 1.5-11
		40 Jordan Griffin // 6-1, 223, Jr. Played in all 13 games in 2016 making a career-best 21 stops... Finished high school career with 428 tackles, second-most at Armwood HS in Tampa, Fla.	2017 2016 2015 Totals	U-A-T 21-12-33 12-9-21 6-3-9 39-24-63	TFL 4.0-13 1.5-3 0.0-0 5.5-18	SACK 0.0-0 0.0-0 0.0-0 0.0-0
ILB		20 Oren Burks // 6-3, 230, R-Sr. Moved to ILB late in 2016 season, making 59 tackles for second straight year... Studied abroad in 2017 in Australia... Graduating in December with degree in human and organizational development.	2017 2016 2015 2014 Totals	U-A-T 31-26-57 40-19-59 35-24-59 16-21-37 122-90-212	TFL 4.5-11 6.5-22 2.0-5 0.0-0 13.0-38	SACK 0.0-0 3.5-17 0.0-0 0.0-0 3.5-17
		33 Jay Hockaday // 6-3, 230, R-Fr. Missed the 2016 season with an injury... Played in eight games as a true freshman in 2015 making two tackles... Won state title as a senior with Christ Presbyterian Academy in Nashville.	2017 2016 2015 Totals	U-A-T 2-3-5 --DNP-- 1-1-2 3-4-7	TFL 0.5-2 0.0-0 0.5-2	SACK 0.0-0 0.0-0 0.0-0
OLB		9 Caleb Peart (peert) // 6-1, 235, R-So. Played in 11 games as a freshman in 2016 making five tackles... Majoring in medicine, health and society.	2017 2016 Totals	U-A-T 1-7-8 3-2-5 4-9-13	TFL 1.0-3 0.0-0 1.0-3	SACK 0.0-0 0.0-0 0.0-0
		25 Josh Smith // 6-3, 240, Jr. Played in nine games as a sophomore, including start vs. Tennessee... Younger brother of teammate, Emmanuel Smith... Dad, Demetrius, played football at Middle Tennessee.	2017 2016 2015 Totals	U-A-T 4-5-9 2-1-3 1-6-7 7-12-19	TFL 1.0-3 0.5-3 0.5-1 2.0-7	SACK 1.0-3 0.5-3 0.0-0 1.5-6
CB		31 Tre Herndon // 6-1, 188, Sr. 29-game streak of starts snapped 9/30... Real name is Willie Herndon III... Majoring in sociology.	2017 2016 2015 2014 Totals	U-A-T 11-7-18 30-11-41 35-12-47 7-2-9 83-32-115	TFL 1.0-3 0.5-3 1.0-6 0.0-0 2.5-12	INT 0.0-0 2-4 0-0 0-0 2-4
		3 Taurean Ferguson // 5-9, 190, R-Sr. Earned start 9/30 at CB... Played in all 13 games as a junior as the team's nickel back, making a career-best 51 tackles... Working on degree in human and organizational development.	2017 2016 2015 2014 Totals	U-A-T 16-4-20 38-14-52 11-2-13 25-5-30 89-24-108	TFL 2.0-7 3.0-8 0.5-1 1.5-2 7.0-18	INT 0.0-0 1-0 0.0-0 2-21 3-21
SS		14 Ryan White // 5-10, 190, R-Sr. Named a team captain for the third straight year... Started 12 games in 2016, making 75 tackles... Graduated in May 2017 with a degree in communication studies, enrolled in Peabody College.	2017 2016 2015 2014 Totals	U-A-T 30-14-44 49-26-75 18-8-26 19-15-34 114-62-176	TFL 4.0-11 3.5-6 3.0-10 3.5-14 14.0-41	INT 1-0 0-0 1-0 2-0 4-0
		6 Zaire Jones // 6-0, 200, R-Fr. Redshirted during 2016 season... Three-year starter at Meridian HS in Meridian, Miss. making 92 tackles as a senior.	2017 Totals	U-A-T 5-6-11 5-6-11	TFL 1.0-2 1.0-2	INT 0.0-0 0.0-0
FS		2 Arnold Tarpley // 6-1, 203, Sr. Played in 12 games, starting the final seven in 2016... Started seven games in 2015, playing in all 12 making at least three tackles in 10 of the 12 games... Arnold Lee Tarpley III.	2017 2016 2015 2014 Totals	U-A-T 14-11-25 29-11-40 24-12-36 14-4-18 81-38-119	TFL 0.0-0 3.0-14 5.0-27 2.0-13 10.0-54	INT 0.0-0 0-0 0-0 0-0 0-0
		or 5 LaDarius Wiley // 6-1, 210, R-Jr. SEC co-Defensive Player of the Week 9/19... Started seven games and played in all 13 in 2016 making 75 stops... Has five brothers... Working on degree in medicine, health and society.	2017 2016 2015 Totals	U-A-T 43-24-67 49-26-75 5-3-8 97-53-150	TFL 0.0-0 2.5-16 1.0-1 3.5-17	INT 1-11 0-0 0-0 1-11
CB		8 Joejuan Williams // 6-3, 208, So. Bednarik Player of the Week 9/19... Made his first career start at MT... Played in all 13 games as a true freshman, one of six freshmen to play in 2016... Working towards degree in economics.	2017 2016 Totals	U-A-T 21-5-26 14-5-19 35-10-45	TFL 1.5-5 1.5-5 3.0-10	INT 0.0-0 0.0-0 0.0-0
		30 Bryce Lewis // 6-0, 185, R-Jr. Picked off his first career pass at MT... Saw action in all 13 games during the 2016 season, making a career-best 10 tackles... Working on a degree in economics.	2017 2016 2015 Totals	U-A-T 4-2-6 7-3-10 0-1-1 11-6-17	TFL 1.0-9 0.0-0 0.0-0 1.0-9	INT 1-28 0-0 0-0 1-28



COMMODORES IN SEC & NATIONAL RANKINGS

Category	Stat	SEC	National
Total Offense	314.9	13	121
Rushing Offense	94.4	14	T125
Passing Offense	220.5	4	71
Team Passing Efficiency	134.7	8	56
Scoring Offense	23.0	12	101
Total Defense	409.6	11	T83
Rushing Defense	238.8	12	121
Passing Yards Allowed	170.9	5	11
Team Pass Defense Efficiency	122.7	6	53
Scoring Defense	30.8	11	92
Turnover Margin	+0	10	T64
3rd Down Conversions	38.9%	9	71
Opp. 3rd Down Conv.	35.8%	8	49
Red Zone Offense	86.4%	9	53
Red Zone Defense	85.7%	6	79
Net Punting	35.2	13	112
Punt Return Avg.	9.1	6	46
Kickoff Returns	22.6	9	42
1st Downs	123	13	T121
Opp. 1st Down	175	13	T92
Fewest Penalty Yards/Game	49.3	9	48
Time of Possession	28:05	12	103
Sacks By/Game	2.1	T8	55
Sacks Against/Game	1.3	4	18
Kickoff Coverage	17.7	2	18

INDIVIDUAL

Category/Player	Stat	SEC	National
Completion Percentage/K. Shurmur	54.9	13	93
Completions/Game/Kyle Shurmur	16.0	4	64
Passing Yards/Game/K. Shurmur	208.0	5	60
Passing Efficiency/K. Shurmur	137.8	7	44
Passing TDs/K. Shurmur	18	2	17
Passing Yards/K. Shurmur	1664	5	54
Points Responsible For/K. Shurmur	120	3	25
Receiving TDs/Kalija Lipscomb	6	3	28
Receiving TDs/C.J. Duncan	4	10	73
Receiving Yards/Trent Sherfield	458	9	101
Rushing TDs/Ralph Webb	5	14	94
Sacks/Game/Charles Wright	0.8	5	23
Tackles/Game/LaDarius Wiley	8.4	5	62
Tackles/Game/Emmanuel Smith	7.3	14	139
Total TDs/Ralph Webb	6	10	106
Total TDs/Kalija Lipscomb	6	10	106

SHURMUR MOVING UP VANDERBILT CHARTS

QB Kyle Shurmur is putting together an impressive junior season having already thrown 18 touchdowns in the first eight games of 2017. He has thrown a career-best four touchdowns twice this season, including last week at South Carolina. He threw nine all of last year and entered the season with 14 in his career.

Shurmur ranks in the top 10 in the SEC in multiple categories, including passing efficiency (7th), touchdowns (2nd), passing yards per game (5th) and passing yards (5th). He also ranks third in the league in points responsible for with 120.

The junior's 18 passing touchdowns are the most by a Commodore QB since Jay Cutler threw 21 as a senior in 2005. Whit Taylor owns the Vanderbilt single-season record with 22 in 1982.

His solid start to the season also began his ascension up the Vanderbilt record charts moving him into sixth all-time in passing yards (4,576) and into a tie with Eric Jones for fifth all-time with 32 touchdown passes.



SHURMUR

VU CAREER PASSING YARDS

1. Jay Cutler, 2002-05	8,697
2. Greg Zolman, 1998-2001	7,981
3. Whit Taylor, 1979-82	6,307
4. Kurt Page, 1981-84	6,233
5. Eric Jones, 1986-88	5,029
6. Kyle Shurmur, 2015-	4,576
7. Jordan Rodgers, 2011-12	4,063
8. Damian Allen, 1994-97	3,704
9. John Gromos, 1985, 87-89	3,514
10. Chris Nickson, 2005-08	3,406

VU CAREER PASSING TDs

1. Jay Cutler, 2002-05	59
2. Greg Zolman, 1998-2001	41
Whit Taylor, 1979-82	41
4. Kurt Page, 1981-84	35
5. Eric Jones, 1986-88	32
Kyle Shurmur, 2015-	32
7. Bill Wade, 1949-51	31
8. Chris Nickson, 2005-08	29
9. Jordan Rodgers, 2011-12	24

ONE MORE NON-CON

Vanderbilt steps outside conference play for the final time this season on Saturday, welcoming Western Kentucky to Nashville.

The Commodores opened up the season against another Conference USA foe, winning at Middle Tennessee 28-6. The Dores followed up with a 42-0 victory over Alabama A&M at Vanderbilt Stadium then moved to 3-0 for the first time since 2011 with a 14-7 win over then No. 18 Kansas State.

Vanderbilt is 29-5 all-time against C-USA teams, playing Middle Tennessee and Western Kentucky in the same season for the second straight year. VU has also played Old Dominion (1-0), Louisiana Tech (1-0), Marshall (2-0), North Texas (2-0) and Rice (4-1).

2017 NEED-TO-KNOW INFO

Opponent	Captains	Coin Toss	KO/Receive	1st Poss.	Opp. 1st Poss.	Game Length	Jersey	Pants	Helmet	Result
@Middle Tenn.	Burks/Herndon/Sherfield/White	Lost	REC	TD	INT	3:09	White	White	White	W 28-6
Alabama A&M	Burks/Sherfield/White	Lost	REC	TD	PUNT	3:13	Gold	Gold	Black	W 42-0
#18 Kansas St.	Burks/Sherfield/White	Won	REC	PUNT	PUNT	3:17	Black	Black	Gold	W 14-7
#1 Alabama	Burks/Sherfield/White	Lost	REC	INT	PUNT	3:07	Black	Gold	Gold	L 59-0
@ #21 Florida	Burks/Sherfield/White	Won	REC	PUNT	PUNT	3:22	White	White	White	L 38-24
#5 Georgia	Burks/Sherfield/White	Won	REC	PUNT	TD	3:11	Black	Black	Black	L 45-14
@Ole Miss	Blasingame/Burks/White	Won	KO	FGA	PUNT	3:51	White	White	Black	L 57-35
@S. Carolina	Blasingame/Burks/White	Won	REC	TD	TD	3:43	White	Black	Gold	L 34-27

Western Ky.
Kentucky
Missouri
@Tennessee

Ranking is indicative of AP poll ranking when game was played



THE INCREDIBLE MR. WEBB

With numerous Commodore records in his hip pocket, senior running back Ralph Webb can become one of the leading rushers in Southeastern Conference history.

The three-year starter from Gainesville, Fla. enters the Western Kentucky game with 3,781 rushing yards, No. 1 all-time at Vanderbilt.

Webb started the season No. 20 all-time among SEC backs and has moved up to 14th through eight games.

He's sixth on the active rushers

list in the NCAA.

In 2016,

Webb broke

the Vanderbilt

single-season

record en route

to setting the new school career mark. He rushed for 1,283 yards, surpassing Zac Stacy's previous record of 1,193 yards in 2011. He also added 13 rushing touchdowns and posted seven games of 100+ rushing yards.

The 2016 All-SEC performer has been remarkably consistent and durable as a Commodore. Since entering the lineup in 2014, Webb set freshman, sophomore and junior rushing records. He enters the week-end riding a 45-game consecutive start streak.



ACTIVE NCAA RUSHING LEADERS

1. Royce Freeman - Oregon	5,242
2. Justin Jackson - Northwestern	4,773
3. Nick Chubb - Georgia	4,189
4. Larry Rose III - New Mexico St.	4,156
5. Jarvion Franklin - W. Michigan	4,114
6. Ralph Webb - Vanderbilt	3,781

Webb's Vanderbilt records

- ★ Career rushing yards: 3,781
- ★ Career rush attempts: 855
- ★ Single-season rushing yards: 1,283
- ★ Single-season rush attempts: 277 (2016)
- ★ Rushing yards by a junior: 1,283
- ★ Rushing yards by a sophomore: 1,152
- ★ Rushing yards by a freshman: 907
- ★ Most 100+ rushing games in a season: 7 (2016)
- ★ Most 100+ rushing games in a career: 14

Webb would like to break one more career record held by Stacy. He is five rushing touchdowns shy of breaking Stacy's mark for rushing touchdowns.

Webb eclipsed Stacy's career mark in a 111-yard rushing performance against NC State in the Camping World Independence Bowl Dec. 26.

In 2016, Webb also became just the second Commodore to top 1,000 rushing yards in back-to-back seasons. He joined Stacy, who accomplished the feat in 2011-12.

SEC ALL-TIME RUSHERS

Name	Yards	Years
1. Herschel Walker, UGA	5,259	1980-82
2. Darren McFadden, ARK	4,590	2005-07
3. Kevin Faulk, LSU	4,557	1995-98
4. Bo Jackson, AU	4,303	1982-85
5. Erric Rhett, FLA	4,163	1989-93
6. *Nick Chubb, UGA	4,189	2014-
7. Dalton Hilliard, LSU	4,050	1982-85
8. Charles Alexander, LSU	4,035	1975-78
9. Anthony Dixon, MSU	3,994	2006-09
10. Emmitt Smith, FLA	3,928	1987-89
11. Sonny Collins, UK	3,835	1972-75
12. Carnell Williams, AU	3,831	2001-04
13. Leonard Fournette, LSU	3,830	2014-16
14. *Ralph Webb, VU	3,781	2014-
15. Alex Collins, ARK	3,703	2013-15
16. Derrick Henry, ALA	3,591	2013-15
17. Shaun Alexander, ALA	3,565	1996-99
18. James Brooks, AU	3,523	1977-80
19. Bobby Humphrey, ALA	3,420	1985-88
20. Joe Cribbs, AU	3,368	1976-79

* active players

VANDERBILT'S RECORD WHEN...

home.....	2-2
road.....	1-3
neutral.....	0-0
day games.....	1-5
night games.....	2-0
overtime.....	0-0
VU scores on 1st possession.....	2-1
Opp. scores on 1st possession.....	0-2
VU scores first.....	3-1
Opp. scores first.....	0-4
VU leads after 1st quarter.....	3-0
Opp. leads after 1st quarter.....	0-4
Tied after 1st quarter.....	0-1
VU leads at halftime.....	2-0
Opp. leads at halftime.....	0-4
Tied at halftime.....	1-1
VU leads after 3rd quarter.....	2-0
Opp. leads after 3rd quarter.....	0-5
Tied after 3rd quarter.....	1-0
VU has more total yards.....	2-1
Opp. has more total yards.....	1-4
VU has more rushing yards.....	2-0
Opp. has more rushing yards.....	1-5
VU has more passing yards.....	3-3
Opp. has more passing yards.....	0-2
VU has more turnovers.....	0-3
Opp. has more turnovers.....	3-1
Teams have equal turnovers.....	0-1
VU forces 1+ turnovers.....	3-1
VU has more penalties.....	1-1
Opp. has more penalties.....	2-4
Teams have equal penalties.....	0-0
VU has more time of possession.....	2-1
Opp. has more time of possession.....	1-4
VU has 100-yard rusher.....	0-1
Opp. has 100-yard rusher.....	1-5
VU has 300-yard passer.....	0-1
Opp. has 300-yard passer.....	0-1
VU has 100-yard receiver.....	1-1
Opp. has 100-yard receiver.....	1-1
VU scores less than 20 points.....	1-2
Opp. scores less than 20 points.....	3-0
VU scores 20+ points.....	2-3
Opp. scores 20+ points.....	0-5
VU scores 30+ points.....	1-1
Opp. scores 30+ points.....	0-4
Playing on grass.....	0-3
Playing on turf.....	3-2
VU defense scores.....	0-0
Opp. defense scores.....	0-1
VU scores special teams TD.....	0-0
Opp. scores special teams TD.....	0-0
vs. Associated Press Top 5.....	0-2
vs. Associated Press Top 10.....	0-2
vs. Associated Press Top 15.....	0-2
vs. Associated Press Top 25.....	1-3
VU rushes for 100+ yards.....	1-2
Opp. rushes for 100+ yards.....	1-5
VU rushes for 200+ yards.....	0-0
Opp. rushes for 200+ yards.....	1-5
VU passes for 200+ yards.....	3-3
Opp. passes for 200+ yards.....	0-2
VU passes for 250+ yards.....	1-2
Opp. passes for 250+ yards.....	0-1
VU passes for 300+ yards.....	0-1
Opp. passes for 300+ yards.....	0-1
VU totals less than 300 yards total offense.....	1-2
Opp. totals less than 300 yards total offense.....	3-0
VU totals 300+ yards total offense.....	2-3
Opp. totals 300+ yards total offense.....	0-4



WRs CATCHING ON

Vanderbilt's receiving corps has stepped up this season for the Commodores with four of the top five pass catchers on the team listed as wide receivers.

Senior C.J. Duncan leads the team with 33 receptions on the year and is coming off a career-best eight catches at South Carolina with two touchdown catches, also a career-high. Duncan's eight-catch outing marked his seventh game this season with at least three catches.



DUNCAN

Sophomore Kalija Lipscomb has emerged as the team's deep threat this season and posted his best game at Vanderbilt last week with career-highs in receptions (7)



LIPSCOMB

and yards (128). His 128 yards receiving are the most by a Commodore this season and marked the first 100-yard game of his career. Lipscomb's six TD catches this season lead the Dores and rank third in the SEC.

Senior Trent Sherfield leads the squad with 458 yards, which ranks ninth in the league. He hauled in four catches for 59 yards last week against the Gamecocks.

Senior Caleb Scott ranks fifth on the team with 13 receptions, including four for 32 yards last week.



SHERFIELD

Vandy quarterbacks have spread the ball around this season with 13 different Dores catching passes. At least five different players have caught passes in seven of the team's eight games.

AIR RAID

Vanderbilt's offense has featured an improved passing game this season led by QB Kyle Shurmur.

The Commodores enter the weekend averaging 220.5 yards passing per game to rank fourth in the SEC. VU has not averaged that many passing yards in a season since 2013 (227.5 ypg) and has only averaged more than 200 yards passing per game in a season twice over the last two seasons.

Vanderbilt's passing offense has also led the squad to the end zone with 19 touchdown passes in the first eight games of the

season. No Vandy team has thrown for more scores since Jay Cutler tossed 21 TDs as a senior in 2005. Kyle Shurmur's 18 touchdown passes rank second in the league and 17th nationally.

PASSING TIME

YEAR	YPG	TDs
2017	220.5	19
2016	191.2	9
2015	171.8	11
2014	179.1	13
2013	227.5	15
2012	213.4	17
2011	174.6	15
2010	159.4	11
2009	146.3	6
2008	122.6	14
2007	176.4	17
2006	201.4	16
2005	280.5	21

WEBB vs. C-USA

Ralph Webb has enjoyed playing teams from Conference USA in his career.

Vanderbilt's all-time leading rusher has three 100-yard games, including a career-best 211 yards against Middle Tennessee in 2016, in six career games against Conference USA schools. The senior ran for 95 yards and three scores in a win at Western Kentucky last season. Webb's last-minute leap scored the game-tying touchdown before the Dores beat the Hilltoppers in overtime.



WEBB

WEBB AGAINST C-USA

OPPONENT (YEAR)	ATT	YARDS	TDs
Old Dominion (2014)	31	166	1
Western Kentucky (2015)	18	70	0
at Middle Tennessee (2015)	25	155	1
Middle Tennessee (2016)	29	211	2
at Western Kentucky (2016)	27	95	3
at Middle Tennessee (2017)	24	49	1
TOTALS	154	746	8

BEHIND THE LINE OF SCRIMMAGE

The Commodores' defense has recorded multiple tackles for loss in every game this season.

The Dores opened the season with back-to-back 10-TFL performances and have at least two tackles for loss in every game.

VU has recorded at least one sack in all eight games this season to total 17 on the year.

Charles Wright and Dare Odeyingbo have led the way so far. Wright leads the team with six sacks while Odeyingbo's eight tackles for loss pace the squad.

NOTES FROM SOUTH CAROLINA

★ Saturday marked Vanderbilt's first defeat this season when scoring first.

★ The Commodores were hurt by penalties before half time with nine infractions totaling 90 yards before ending the game with a season-high 10 penalties for 100 yards. Junior Andrew Rector earned his first career start at linebacker against the Gamecocks.

★ Three redshirt freshmen – Drew Birchmeier, Zaire Jones and Cameron Tidd – earned their first career starts on the Commodore defense. Birchmeier and Tidd started on the defensive line while Jones started at safety.

★ Frank Coppet earned his first action as a Commodore, participating on special teams.

★ Vanderbilt went 75 yards for a touchdown on its first series. The six-play drive, capped by a nine-yard pass from quarterback Kyle Shurmur to running back Khari Blasingame, was the team's first touchdown on its opening possession since the Alabama A&M game.

★ Shurmur connected with Kalija Lipscomb on a 47-yard touchdown with 8:55 remaining in the third quarter, it marked the first time since the Middle Tennessee game that the Commodores tallied a touchdown on their first possession of the second half.

★ Shurmur matched his career-high with four touchdown passes. His yardage (333) total was the second highest of his career.

★ Lipscomb became the first Commodore wide receiver this year to surpass 100 receiving yards in a game. He finished with 128 yards on a career-high seven catches. Lipscomb also had two superb catches, including an acrobatic 47-yard touchdown reception that was the longest of

his career.

★ C.J. Duncan posted a career-high with eight catches for 80 yards and two touchdowns.

★ LB Oren Burks topped the Commodore defensive effort with nine total tackles, including seven solo stops.

★ Vanderbilt's streak of 93 consecutive extra point conversions came to an end in the second quarter.

★ Jamauri Wakefield averaged 26 yards on two kick returns.



STRENGTH OF SCHEDULE

Vanderbilt's 2017 schedule ranks among the toughest in the nation, with nine opponents appearing in postseason bowls last year.

TOUGH ENOUGH

FBS TEAM	WIN % (W-L)	The cumulative win percentage for Vanderbilt's 12 regular season opponents is .606, tied for ninth highest among NCAA FBS teams.
1. UMass	.652 (101-54)	
2. LSU	.628 (98-58)	
3. East Carolina	.624 (98-59)	
4. South Carolina	.616 (98-61)	
5. Fresno State	.615 (96-60)	
6. Tulane	.614 (94-59)	
7. Syracuse	.613 (95-60)	
8. Georgia Tech	.609 (95-61)	
T-9. Vanderbilt	.606 (94-61)	
T-9. Duke	.606 (94-61)	

The only SEC team facing a more difficult schedule in terms of opponent win percentage is LSU (.628).

Only five teams in the nation face more 2016 bowl teams than Vanderbilt – Syracuse (11), Notre Dame (11), Duke (11), South Carolina (10) and Ole Miss (10).

Vanderbilt's nine opponents that played in bowls are Middle Tennessee, Kansas State, Alabama, Florida, Georgia, South Carolina, Western Kentucky, Kentucky and Tennessee.

18 STARTERS RETURN FOR DORES

Only two other teams in the Southeastern Conference return more starters from the 2016 season than the Commodores.

Head coach Derek Mason brings back 18 starters - nine on offense, seven on defense and two specialists - from a 2016 squad that went 6-6 in the regular season and made an appearance in the Independence Bowl.

Only Georgia and Kentucky - with 19 starters returning - bring back more than the Commodores. Another SEC East team, Florida, returns 17 starters.

The Commodores return virtually all of their offensive firepower from a year ago, including quarterback Kyle Shurmur, record-breaking running back Ralph Webb, fullback Bailey McElwain, wide receivers Trent Sherfield and Kalija Lipscomb and tight end Nathan Marcus. The Dores also return three offensive linemen in Justin Skule, Ean Pfeifer and Bruno Reagan.

The defense returns linemen Nifae Lealao and Jonathan Wynn, linebacker Oren Burks and defensive backs Tre Herndon, Taurean

BACK IN THE SEC

SEC Team – Total 2016 Starters Returning

Georgia – 19 (10 offense, 8 defense, 1 specialist)
Kentucky – 19 (8 offense, 9 defense, 2 specialists)
Vanderbilt – 18 (9 offense, 7 defense, 2 specialists)
Florida – 17 (9 offense, 6 defense, 2 specialists)

Ferguson, Ryan White and LaDarius Wiley. Kicker Tommy Openshaw and punter Sam Loy are also back.

Six more Commodores that started multiples games last year are also back with wide receivers C.J. Duncan and Caleb Scott and tight end Jared Pinkney on offense and end Dare Odeyingbo, safety Arnold Tarpley III and cornerback Bryce Lewis on defense.

IT'S A STREAK

Ralph Webb is slated to make his 46th straight start at Vanderbilt on Saturday, by far the longest active streak on the roster.

On the other side of the ball, Tre Herndon's streak of 29 straight starts was snapped at Florida. Only three defenders have started all eight games this season: LaDarius Wiley, Joejuan Williams and Charles Wright.

Kyle Shurmur (24), Bruno Reagan (23) and Justin Skule (21) are the only other Dores to have started 10+ consecutive games.

THE GRADUATES

Three Commodores will have the honor of wearing the SEC Graduate patch this season.

Ryan White earned his degree from Vanderbilt last spring alongside Tommy Openshaw, who earned degrees in engineering science and economics, and transfer Scott Sypniewski picked up a diploma from Michigan before joining the Commodores over the summer as the team's long snapper.



CAPTAINS NAMED

The Commodores named six team captains for the 2017 season.

Senior Ryan White is a third-time captain and is the first Commodore to be named a three-time captain since Jay Cutler (2003-05).

Joining White as captains this season are Khari Blasingame, Oren Burks, Tre Herndon, Trent Sherfield and Kyle Shurmur.



WHITE

DOUBLE DUTY MASON

Vanderbilt head coach Derek Mason is on a very short list of college football head coaches that serves as his own defensive coordinators in college football.

Mason and San Diego State head coach Rocky Long are the only two head coaches in the country that run both the team and the defense.

Mason is entering his third season with both duties. Since taking over the defense, the Commodores have ranked among the Top 25 nationally in several defensive categories.

YEAH BRO

The Vanderbilt roster features three sets of brothers.

Dare and Dayo Odeyingbo, Jared and Jalen Pinkney and Emmanuel and Josh Smith.

The Odeyingbo brothers reside on the Dores' defensive line with Dare in his third year and Dayo a true freshman.

The Pinkney brothers are on opposite sides of the ball with



DARE & DAYO ODEYINGBO

Jared lining up at tight end as one of the Commodores' top weapons and talented younger brother and freshman Jalen on



JARED & JALEN PINKNEY



EMMANUEL & JOSH SMITH

major players for VU as linebackers.

NOT SINCE 2011

Vanderbilt's 3-0 start to the season was the team's best start since 2011 when first-year head coach James Franklin led VU to wins over Elon, UConn and Ole Miss.

The 2011 squad finished 6-6 with a trip the AutoZone Liberty Bowl.

**HEAD COACH DEREK MASON**

Age: 48

Alma Mater: Northern Arizona (playing career 1989-92)**Degrees:** Bachelor's, Criminal Justice, NAU 1993**Family:** Wife, LeighAnne; daughters, Makenzie & Sydney**Twitter:** @CoachDerekMason**VANDERBILT – 2014-17 (Head Coach)**

Introduced Jan. 17, 2014 as the 28th head coach in team history... Notched first career victory as head coach in dramatic style, guiding team to 34-31 win over UMass on Sept. 13, 2014... After 2014 season, took over Vanderbilt defensive coordinator responsibilities...

Earned first road win at MTSU in October 2015... Earned first SEC victory Oct. 24, 2015 with 10-3 win over Missouri... Mason's 2016 team improved win total for second straight year, winning the final two games of the regular season against Ole Miss and Tennessee to get to six wins and earn an invitation to the Camping World Independence Bowl... Also earned first win over ranked foe on the road vs. Georgia... Offense improved in nearly every category in 2016, finishing sixth nationally in red zone efficiency... The 2016 defense was led by consensus All-American Zach Cunningham, who became just the third Commodore to ever earn first-team All-American status from the Walter Camp Foundation... Defense led the nation in the red zone.

STANFORD – 2013 (Willie Shaw Director of Defense)

Promoted to position of Willie Shaw Director of Defense, Mason guides one of the nation's top defenses as The Cardinal goes 10-3 overall, wins Pac-12 crown and plays in second straight Rose Bowl... Stanford finishes year ranked No. 10 on strength of four victories over ranked opponents... The defense ranks third in NCAA in rushing defense, 10th in scoring defense and 16th in total defense... Unit again ranks among Pac-12's best in numerous defensive categories... For second straight year, Mason's defense limits powerful Oregon spread offense, holding Ducks scoreless for first three quarters in eventual 26-20 Stanford victory... Three of Mason's standouts – LB Trent Murphy, LB Shayne Skov and DB Ed Reynolds – garner postseason All-America recognition.

STANFORD – 2011-12 (associate head coach/defensive coordinator)

Finalist for 2012 Broyles Award as nation's outstanding assistant coach... Stanford goes 23-4 overall in Mason's first two years as coordinator, wins 2012 Pac-12 title, captures 2012 Rose Bowl over Wisconsin, and plays in the 2011 BCS Fiesta Bowl... Mason's 3-4 attacking defense ranked among the NCAA leaders in both seasons... In 2012, the Cardinal defense topped the nation with 57 quarterback sacks, ranked second in tackles for loss, fifth in rushing defense and 11th in scoring defense... Stanford also paced the Pac-12 in scoring defense, total defense, rushing defense and sacks... The 2012 defense also held eight opponents under 100 rushing yards and limited high-powered Oregon to just 14 points in an overtime win... In 2011 the Cardinal was third in the NCAA in rushing defense, sixth in 3rd-down efficiency and 11th in quarterback sacks, and finished among the Pac-12 leaders in scoring defense, total defense, rushing defense, sacks and opponent first downs.

STANFORD – 2010 (defensive backs coach)

Hired by Cardinal head coach Jim Harbaugh... Helped change Stanford into a tough-minded, attacking defense... Unit was key to arguably Stanford's best year of modern era – a 12-1 overall record capped by 40-12 victory over Virginia Tech in the Orange Bowl... The 2010 Cardinal secondary was one of the great turnaround stories in college football as Stanford ranked high nationally in interceptions and pass defense... That unit included three eventual NFL players, including All-Pro cornerback Richard Sherman from the World Champion Seahawks.

MINNESOTA VIKINGS/NFL – 2007-09 (assistant defensive backs coach)

Served as an assistant defensive backs coach for the Minnesota Vikings from 2007 to 2009, playing a vital role in the team ranking sixth in total defense in 2008 and 2009 as the Vikings won NFC North titles each season.

OHIO – 2005-06 (wide receivers)

Hired by former Nebraska head coach Frank Solich, Mason coached Ohio receivers for two years, helping the Bobcats improve from 4-7 in 2005 to a 9-5 campaign in 2006 that ended with a GMAC Bowl appearance.

NEW MEXICO STATE – 2004 (wide receivers)

In lone season at New Mexico State, the Aggie offense with Mason mentoring wide receivers corps topped the Sun Belt Conference in numerous passing categories.

SAINT MARY'S – 2003 (co-defensive coordinator/assistant head coach)

First coordinator responsibilities came in only season at St. Mary's, member of NCAA I-AA Independent League.

UTAH – 2002 (wide receivers/special teams assistant coach)

Hired by Ron McBride, Mason tutored WR Paris Warren, an eventual 7th round draft pick, in his only year at Utah. The 2002 Utes offense featured young QB Alex Smith, the eventual 2005 No. 1 NFL draft pick.

BUCKNELL – 1999-2001 (defensive backs)

Secondary coach for three straight winning Bison squads... Coached two Bucknell defensive backs to All-Patriot League recognition... Bison defensive staff was directed by current Vanderbilt coordinator David Kotulski.

IDAHO STATE – 1997-98 (running backs)

Mason coached Idaho State running backs for two years under head coach Tom Walsh.

WEBER STATE – 1995-96 (wide receivers)

Mason worked with Weber State receivers, including Pokey Eckford, who earned All-America honors in 1995 after catching 77 passes for 1,074 yards and six TDs.

MESA (ARIZ.) COMMUNITY COLLEGE – 1994 (wide receivers)

Mason entered collegiate coaching as a receivers coach with community college located in San Diego.

NFL MINORITY COACHING FELLOWSHIP PROGRAM

Mason spent time with the St. Louis Rams in 1996, New York Giants and Oakland Raiders through the Minority Coaching Fellowship Program. Philadelphia in 1999 and Minnesota in 2008.

MASON AT THE HELM

	2017	Career
Overall.....	3-5.....	16-29
Home.....	2-2.....	12-11
Road.....	1-3.....	4-16
Neutral.....	0-0.....	0-1
SEC.....	0-5.....	5-24
Overtime.....	0-0.....	1-0
Grass.....	0-3.....	1-11
Turf.....	3-2.....	15-18
vs. AP Top 5.....	0-2.....	0-4
vs. AP Top 10.....	0-2.....	0-5
vs. AP Top 15.....	0-2.....	0-10
vs. AP Top 25.....	1-3.....	2-13
Leading after 1Q.....	3-0.....	7-3
Trailing after 1Q.....	0-4.....	6-22
Tied after 1Q.....	0-1.....	3-4
Leading at half.....	2-0.....	11-5
Trailing at half.....	0-4.....	4-23
Tied at half.....	1-1.....	1-1
Leading after 3Q.....	2-0.....	10-2
Trailing after 3Q.....	0-5.....	4-27
Tied after 3Q.....	1-0.....	2-0
Scoring first.....	3-1.....	9-8
Opp. scoring first.....	0-4.....	7-21
Scoring 20+ points.....	2-3.....	12-5
Allowing 20+ points.....	0-5.....	6-23
Scoring 30+ points.....	1-1.....	9-2
Allowing 30+ points.....	0-5.....	3-15
Decided by 3 points or less.....	0-0.....	4-3
Decided by 10 points or less.....	1-1.....	8-13
Rush for <100 yards.....	2-3.....	3-9
Rush for 100+ yards.....	1-2.....	11-19
Rush for 200+ yards.....	0-0.....	4-1
Pass for <200 yards.....	0-2.....	8-18
Pass for 200+ yards.....	3-3.....	5-10
Pass for 250+ yards.....	1-2.....	4-4
Pass for 300+ yards.....	0-1.....	2-1
Total 300+ yards offense.....	2-3.....	12-13
Opp. rush for <100 yards.....	2-0.....	9-3
Opp. pass for <200 yards.....	3-0.....	7-9
Opp. total <300 yards.....	3-0.....	5-3
Win turnover margin.....	3-1.....	8-5
Tie turnover margin.....	0-1.....	5-6
Lose turnover margin.....	0-3.....	3-18

COACHING STAFF**On the Field****Jeff Genyk**, Special Teams Coord./RBs**C.J. Ah You**, Defensive Line**Gerry Gdowski**, Quarterbacks**Cortez Hankton**, Wide Receivers**Chris Marve**, Inside Linebackers**Marc Mattioli**, Secondary**Cameron Norcross**, Offensive Line**In the Booth****Andy Ludwig**, Offensive Coord./TEs**Warren Belin**, Outside Linebackers



SON OF A...

Two Commodores are sons of former NFL players.

Jaire George is the son of former Titans legend and Heisman Trophy winner Eddie George.

Caleb Scott is the son of former Commodore great and NFL WR Chuck Scott, who played for Los Angeles and Dallas.

THE LEAGUE

Vanderbilt has 11 former Commodores on NFL rosters.

Adam Butler, Zach Cunningham, Will Holden and Andrew Jelks are all in their rookie seasons.

Butler was signed by the New England Patriots as a non-drafted free agent in the spring before making the team during camp.

Cunningham was a second round pick by Houston last spring after an All-American season for the Dores in 2016.

Holden was a fifth round selection by the Arizona Cardinals after a stellar Vanderbilt career.

Jelks missed his final two seasons at Vanderbilt with injuries but was picked up by the Patriots.

The four rookies join seven experienced Dores in the league, including Casey Hayward, Andre Hal and Jordan Matthews.

COMMODORES IN THE LEAGUE

Notes from NFL (Oct. 29)

Adam Butler (2013-16) // New England // Butler made the Patriots' 53-man opening day roster after signing as an undrafted rookie free agent with the defending Super Bowl champions last May. Butler is playing both tackle and end at New England. **Week 8: Butler continued to contribute on the defensive front for the defending Super Bowl champions. Butler registered two total tackles playing both tackle and end as the Patriots registered a 21-13 victory over the Los Angeles Chargers Sunday, Oct. 29 at Gillette Stadium. What's next: The 6-2 Patriots are idle Nov. 5. They return to action Thursday, Nov. 9 facing the Broncos in Denver.**

Zach Cunningham (2013-16) // Houston // The 57th overall pick of the 2017 NFL Draft, Cunningham has impressed since he arrived in Houston. A consensus First Team All-America inside linebacker for the Commodores in 2016, Cunningham has received high marks from Texan coaches with his abilities to play the rush and defend the pass. Cunningham joins a Houston defense that features returning linebacker starters Benardrick McKinney and Brian Cushing, All-Pro tackle J.J. Watt, end Jadeveon Clowney and former Commodore defensive back Andre Hal. **Week 8: Cunningham earned one tackle as a starting linebacker in the Texans' 41-38 road loss to Seattle on Sunday, Oct. 29. Cunningham is earning NFL all-rookie consideration as a key member of Houston's defense. What's next: The 3-4 Texans will face the 2-6 Indianapolis Colts Sunday, Nov. 5 in a divisional match-up at NRG Stadium. Kickoff is noon CT.**

Jay Cutler (2002-05) // Miami // Retirement didn't last long for the veteran Cutler, who has decided to continue his career with former Bears mentor Adam Gase in South Beach. Gase confirmed Cutler's return to the NFL in early August. Cutler, named to the Vanderbilt Athletics Hall of Fame in 2015, has thrown for 32,467 yards and 208 touchdowns during an 11-year career with Denver and Chicago. He suffered a season-ending arm injury midway through the 2007 season, and announced intentions in May to join FOX Sports as a NFL color analyst. A leg injury to Dolphin QB Ryan Tannehill opened a path for Cutler's return to the game. After a strong preseason, Cutler looks to lead Miami back to the playoffs. **Week 8: Cutler was inactive Thursday, Oct. 25 due to a rib injury as the Dolphins struggled in a 40-0 road loss to the Baltimore Ravens. What's next: Cutler is expected to start as the 4-3 Dolphins host 3-5 Oakland in the Sunday night feature on Nov. 5. Kickoff for the game in Hard Rock Stadium is 7:30 p.m. CT.**

Andre Hal (2010-13) // Houston // Hal, the Texans' starting free safety, signed a new three-year deal in August in advance of his fourth season with the club. Hal is coming off his finest year, helping Houston advance to the second round of the AFC playoffs by registering 60 total tackles, three interceptions and 10 passes defended. In his final appearance last year, Hal registered six total tackles, an interception and two defended passes in Houston's playoff loss to the Patriots. The former Commodore cornerback also earned 11 starts at free safety last year, and has 22 career starting assignments. Former Vanderbilt All-America Zach Cunningham joins Hal on the Houston roster. **Week 8: Hal contributed five tackles as a starting safety in the Houston-Seattle classic Sunday, Oct. 29 captured by the Seahawks 41-38 at CenturyLink Field. Hal continues to rank among the Texan leaders in tackles and interceptions. What's next: The 3-4 Texans return to Houston on Sunday, Nov. 5 to face division rival 2-6 Indianapolis Colts at NRG Stadium. Kickoff is noon CT.**

Casey Hayward (2008-11) // L.A. Chargers // Hayward enters his sixth season regarded as one of the NFL's elite cornerbacks. In 2016, Hayward enjoyed his finest season, earning his initial Pro Bowl recognition after leading the league with seven interceptions. He also ranked second in the league with 21 pass deflections, and finished the 2016 regular season with 35 solo tackles. He joins former Commodore offensive lineman Spencer Pulley on the Charger roster. **Week 8: Hayward registered two tackles and added a pass breakup in the Chargers' 21-13 loss to New England Sunday, Oct. 29 at Gillette Stadium. It broke a three-game winning streak for Los Angeles. What's next: The 3-5 Chargers are off Sunday, Nov. 5. They return to action Sunday, Nov. 12 at Jacksonville. Kickoff is at noon CT.**

Will Holden (2013-16) // Arizona // Selected in the fifth round of the 2017 NFL Draft, Holden earned a spot of Arizona's 53-man opening day roster with a solid showing during the preseason. He has the versatility to play either tackle or guard for the Cardinals. **Week 4: Holden participated on special team conversion units and played limited snaps on the offensive line as the 1-2 Cardinals dropped a 28-17 decision to the Dallas Cowboys on Monday Night Football Sept. 25. Week 8: Holden and the Cardinals were off Sunday, Oct. 29. What's next: The 3-4 Cardinals look to keep the San Francisco 49ers winless when they meet at Levi's Stadium on Sunday, Nov. 5 in Santa Clara, Calif. Kickoff is 3:05 p.m. CT.**

Andrew Jelks (2013-16) // New England // Jelks was placed on the reserve/non-football injury list Sept. 2 by the Patriots. New England coach Bill Belichick was impressed by Jelks at Vanderbilt Pro Day in March, then added Jelks as an undrafted free agent in May. Though he missed the last two seasons at Vanderbilt due to injury, Jelks joins fellow Commodore undrafted rookie free agent Adam Butler with the Patriots.

Wesley Johnson (2010-13) // New York Jets // Johnson enters his fourth professional season as the Jets' starting center, a role that Nick Mangold has served for the last decade. Johnson is coming off a 2016 campaign when he filled in admirably for an injured Mangold, starting eight of the final nine games for the Jets. **Week 8: Johnson started at center as the New York Jets dropped an exciting 25-20 decision to the Atlanta Falcons in MetLife Stadium Sunday, Oct. 29. The Jets owned leads in the first, second and third quarters before Atlanta rallied for the victory. What's next: The 3-5 Jets face the 5-2 Buffalo Bills on Thursday, Nov. 2 in MetLife Stadium in East Rutherford, N.J. Kickoff is 7:25 p.m. CT.**

Jordan Matthews (2010-13) // Buffalo // Matthews enters his fourth season in the NFL. On Aug. 11, 2017, Matthews was traded from Philadelphia to the Buffalo Bills. Matthews has missed three weeks this preseason with an injury, but is expected to start in the season opener vs. New York. The Commodores' all-time leading receiver is coming off a campaign when he ranked second on the Eagles with 73 receptions and 804 receiving yards. Matthews posted impressive numbers in Philly: 225 receptions, 2,673 receiving yards and 19 touchdown catches in 35 career starts. Matthews is expected to miss up to a month after suffering a thumb injury Oct. 1 at Atlanta. **Week 8: Back from a thumb injury that sidelined him for two games, Matthews was in the starting lineup as Buffalo earned a 34-14 home victory over Oakland on Sunday, Oct. 29. Matthews contributed three receptions for 21 yards in the Bills' win. What's next: The 5-2 Bills return to the road, traveling to East Rutherford, N.J. on Thursday, Nov. 2 to face the 3-5 New York Jets at New Era Field. Kickoff is 7:25 p.m. CT.**

Spencer Pulley (2011-15) // L.A. Chargers // Entering his second professional season, Pulley looks to be the opening day starter as Philip Rivers' center in Los Angeles. Pulley has enjoyed a quick rise since signing with the Chargers as an undrafted rookie free agent in May 2016. As a rookie, Pulley saw action in all 16 games for San Diego, contributing on both special teams and the offensive line. He joins former Commodore cornerback Casey Hayward on the Charger roster. **Week 8: Pulley started at center on the Chargers' offensive front as Los Angeles took a 21-13 road loss to New England Sunday, Oct. 29 in Gillette Stadium. The loss ended a three-game winning streak for the Chargers. What's next: The 3-5 Chargers are off Sunday, Nov. 5. They return to action Sunday, Nov. 12 at Jacksonville. Kickoff is at noon CT.**

Stephen Weatherly (2012-15) // Minnesota // Weatherly enters his second season in Minneapolis aiming for an important role on the Vikings' defensive front. Selected in the 7th round of the 2016 NFL Draft, Weatherly finished last year on Minnesota's active roster, garnering a couple of tackles in late-season appearances. Weatherly has worked hard to transition from an outside linebacker at Vanderbilt, and currently sits at the top reserve to Viking right end starter Everson Griffen. **Week 8: Bothered by a leg injury, Weatherly was inactive for the first time this season as the Vikings captured an impressive 33-16 victory over Cleveland Sunday. What's next: The 6-2 Vikings, leaders in the NFC North, are off Sunday, Nov. 5. They return to action Sunday, Nov. 12 facing the Washington Redskins in FedEx Field. Kickoff is noon CT.**



NATIONAL RANKINGS

AP Top 25

Week 10

	Record	Points	Prev
1. Alabama (59)	8-0	1523	—
2. Georgia (2)	8-0	1465	3
3. Ohio State	7-1	1332	6
4. Wisconsin	8-0	1256	5
5. Notre Dame	7-1	1254	9
6. Clemson	7-1	1196	7
7. Penn State	7-1	1189	2
8. Oklahoma	7-1	1147	10
9. Miami	7-0	1075	8
10. TCU	7-1	942	4
11. Oklahoma State	7-1	936	—
12. Washington	7-1	874	—
13. Virginia Tech	7-1	837	—
14. Iowa State	6-2	670	25
15. UCF	7-0	654	18
16. Auburn	6-2	576	19
17. USC	7-2	562	21
18. Stanford	6-2	434	20
19. LSU	6-2	338	23
20. NC State	6-2	333	14
21. Mississippi State	6-2	279	NR
22. Memphis	7-1	270	24
23. Arizona	6-2	204	NR
24. Michigan State	6-2	136	16
25. Washington State	7-2	122	15

Dropped from rankings: South Florida 17, West Virginia 22

Others receiving votes: South Florida 98, Michigan 73, Toledo 19, West Virginia 13, South Carolina 11, San Diego State 3, Army 2, Boise State 2

Coaches Poll

Week 10

	Record	Points	Prev
1. Alabama (65)	8-0	1625	—
2. Georgia	8-0	1549	3
3. Ohio State	7-1	1426	6
4. Wisconsin	8-0	1418	5
5. Clemson	7-1	1295	7
6. Miami	7-0	1238	8
7. Penn State	7-1	1221	2
8. Notre Dame	7-1	1212	10
9. Oklahoma	7-1	1192	—
10. Oklahoma State	7-1	1000	12
11. Washington	7-1	977	—
12. TCU	7-1	944	4
13. Virginia Tech	7-1	878	—
14. UCF	7-0	727	17
15. Auburn	6-2	622	19
16. Iowa State	6-2	571	NR
17. USC	7-2	560	21
18. Stanford	6-2	494	20
19. NC State	6-2	382	15
20. LSU	6-2	372	23
21. Memphis	7-1	288	NR
22. Mississippi State	6-2	210	NR
23. South Florida	7-1	193	14
24. Michigan	6-2	176	25
25. Arizona	6-2	153	NR

Dropped from rankings: Washington State 16, Michigan State 18, West Virginia 22, Texas A&M 24

Others receiving votes: Michigan State 145, Washington State 127, South Carolina 53, Kentucky 33, Toledo 10, West Virginia 9, Boise State 8, San Diego State 6, Texas A&M 4, Navy 3, Troy 3, Iowa 1

COACHING STAFF CONSISTENCY

One year after changing numerous coaching positions, head coach Derek Mason heads into his fourth season at Vanderbilt with a staff largely intact from a year ago.

The only offseason change Mason made was forced by illness. Warren Belin, a long-time Commodore defensive coach under Bobby Johnson, returned to campus, serving as Mason's outside linebackers coach.

Belin was enticed to Vanderbilt only after learning Osia Lewis would be leaving his duties to battle a liver cancer diagnosis. Lewis left his on-field responsibilities in February, moving into a senior defensive assistant/consultant to the head coach role.

Before the 2016 season, Mason brought on five new staffers: Lewis, Jeff Genyk (special teams coordinator/running backs), Cameron Norcross (offensive line), C.J. Ah You (defensive line) and Chris Marve (inside linebackers).

Only Gerry Gdowski remains from Mason's original staff. Last year, Gdowski mentored Vanderbilt quarterbacks after coaching tight ends in 2014-15.



BELIN

EXPERIENCE MATTERS

For the first time in the Derek Mason era the Commodores started an overwhelming amount of upperclassmen in 2016.

In the Does' 13 games last year, 70.3% of the squad's starts went to juniors and seniors. The previous year just 54.2% of the starts went to older student-athletes and only 46.2% of the starts in Mason's first year in 2014.

THREE DORES BACK AFTER ALL-SEC FRESHMAN CAMPAIGNS

Vanderbilt sophomores Sam Loy, Ean Pfeifer and Jared Pinkney are coming off a season when they earned All-SEC Freshman honors from Athlon Sports.

Pfeifer and Pinkney were named to Athlon's first team all-freshman squad. Loy was named as Athlon's second-team punter.

FOUR DORES ON SENIOR BOWL WATCH LIST

Prior to the season, four Commodores were named to the Reese's Senior Bowl watch list.

The four Does are four of the most productive athletes on the 2017 roster led by Vanderbilt all-time leading rusher Ralph Webb. The star running back set the all-time VU rushing mark last fall and holds the class record for Vandy freshmen, sophomores and juniors entering his senior season.

CLEAR BAG POLICY

The SEC has adopted a league-wide clear bag policy for the 2017-18 season restricting what is allowed inside stadiums, including bats and stadium seat-backs.





BURKS, WEBB EARN PRESEASON ALL-SEC NOD

Oren Burks and Ralph Webb were named preseason All-Southeastern Conference recipients by the league's head coaches prior to the season.

The duo also earned preseason recognition from the media attending SEC Media Days in July.

SEC head coaches voted Webb, a rising senior running back from Gainesville, Fla., and Burks, a rising senior linebacker from Fairfax Station, Va., as third-team all-conference recipients.

A preseason candidate for the Doak Walker and Maxwell awards, Webb enters his final season with 3,342 rushing yards. Webb ranks No. 20 on the SEC career rushing charts and could climb into the league's top five with a season comparable to last year when he set a new team single-season record with 1,283 rushing yards.

A Butkus Award candidate, Burks finished with 40 unassisted tackles, 59 total stops, 6.5 tackles for loss, 3.5 quarterback sacks and an interception last year. Burks' career statistics of 155 total tackles and four interceptions are active team highs.

POLY PIPELINE GROWING IN NASHVILLE

Vanderbilt's Poly pipeline continues to grow in 2017 with six student-athletes on the roster with Polynesian descent, doubling last year's total.

Senior Nifae Lealao is the elder statesman of the group and has been joined by now redshirt freshmen Josiah Sa'o and Sean McMoore. Sa'o plays alongside Lealao on the defensive line with McMoore on the offensive line. McMoore is the first Hawaiian to suit up for VU while Lealao and Sa'o both hail from California.

The Dore's freshman class features three new players with Poly blood, including two from The Rock in Feleti Afemui and Jonah Buchanan. Afemui is a linebacker from Kahului with Buchanan playing alongside Lealao and Sa'o on the defensive line from Honolulu. Michael Owusu rounds the gridiron group playing outside linebacker from Oxnard, Calif.

Vanderbilt's soccer team joined the Polynesian party, adding sophomore Taiana Tolleson to the growing 'ohana' (family) at Vanderbilt.

Even with seven Polynesians in athletics on West End, the most famous Polynesian in Nashville remains Heisman Trophy winner and Tennessee Titans QB Marcus Mariota.

LIKE FATHER, LIKE SON

WR Caleb Scott and DB Donovan Sheffield are second-generation Commodores. Both following their dad's collegiate path through Vanderbilt.

Scott is the son of former Commodore TE Chuck Scott (1981-84). Scott's dad was a 1983 All-America and two-time All-SEC pick who still ranks T-3rd all-time among Commodores with 20 TD catches, sixth in receiving yards (2,219), and seventh in receptions (145).

Sheffield is the son of DB Robert Sheffield (1993-95). Sheffield's dad was a three-year letterwinner at cornerback from 1993-95.

SEC STANDINGS

Eastern Division

Team	OVR	SEC	Home	Road	Strk
Georgia	8-0	5-0	4-0	3-0	W8
S. Carolina	6-2	4-2	3-1	2-1	W3
Kentucky	6-2	3-2	4-1	2-1	W1
Florida	3-4	3-3	2-2	1-0	L3
Missouri	3-5	0-4	2-3	1-2	W2
Tennessee	3-5	0-5	2-2	0-3	L4
Vanderbilt	3-5	0-5	2-2	1-3	L5

Western Division

Team	OVR	SEC	Home	Road	Strk
Alabama	8-0	5-0	5-0	2-0	W8
Auburn	6-2	4-1	4-0	2-2	W1
LSU	6-2	3-1	3-1	2-1	W3
Miss. St.	6-2	3-2	4-0	2-2	W3
Texas A&M	5-3	3-2	3-2	1-1	L1
Arkansas	3-5	1-4	2-2	1-2	W1
Ole Miss	3-5	1-4	3-2	0-3	L2

This Week in the SEC

Saturday, Nov. 4

Auburn at Texas A&M | 11 a.m. | ESPN

UMass at Mississippi State | 11 a.m. | SECN

Florida at Missouri | 11 a.m. | ESPN2

Western Kentucky at Vanderbilt | 11 a.m. | ESPNU

South Carolina at Georgia | 2:30 p.m. | CBS

Ole Miss at Kentucky | 3 p.m. | SECN

Coastal Carolina at Arkansas | 3 p.m. | TBA

Southern Miss at Tennessee | 6:30 p.m. | SECN

LSU at Alabama | 7 p.m. | CBS

Next Week in the SEC

Saturday, Nov. 11

Alabama at Mississippi State | TBA | TBA

Georgia at Auburn | TBA | TBA

Arkansas at LSU | TBA | TBA

Louisiana at Ole Miss | TBA | TBA

Tennessee at Missouri | TBA | TBA

Florida at South Carolina | TBA | TBA

New Mexico at Texas A&M | TBA | TBA

Kentucky at Vanderbilt | TBA | TBA

All times Central

VU Weekly Award Winners

SEC co-Defensive Player of the Week

LaDarius Wiley - Week 3 - vs. Kansas State

Maxwell/Bednarik Defensive Player of the Week

Joejuan Williams - Week 3 - vs. Kansas State



GAME	FINAL SCORE	SCORE BY QUARTER				FIRST DOWNS				RUSHING			PASSING			OFFENSE		PUNTING	FUMBLES	PENALTY	THIRD	TOTAL
		1	2	3	4	RU	PA	PN	TOT	ATT	YDS	TD	C-A-I	YDS	TD	ATT	YDS	NO-AVG	NO-LOST	NO-YDS	DOWNS	TOP
VU	28	14	7	7	0	5	10	0	15	35	71	1	20-28-0	296	3	63	367	7-41.9	1-0	6-69	8-16	36:33
MT	6	0	0	0	6	3	8	3	14	26	49	0	18-31-1	166	1	57	215	7-40.7	1-0	4-14	0-12	23:27
AAMU	0	0	0	0	0	4	1	2	7	32	59	0	8-21-2	44	0	53	103	10-35.4	1-0	5-21	2-14	29:19
VU	42	14	21	7	0	8	10	0	18	35	174	2	19-26-0	227	4	61	401	5-33.2	0-0	4-40	6-13	30:41
KSU	7	0	7	0	0	10	3	0	13	35	201	1	10-28-2	76	0	63	277	7-37.7	0-0	7-68	4-16	30:27
VU	14	7	0	0	7	2	9	0	11	32	65	1	14-23-0	205	1	55	270	8-33.5	1-1	5-50	4-13	29:33
ALA	59	21	10	21	7	24	12	2	38	66	496	6	17-27-0	181	2	93	677	2-32.0	3-0	6-40	9-15	42:55
VU	0	0	0	0	0	1	1	1	3	16	40	0	7-22-1	38	0	38	78	9-43.7	1-1	5-20	1-10	17:05
VU	24	7	10	0	7	3	13	1	17	20	46	0	18-40-0	264	3	60	310	6-41.0	2-0	4-38	3-13	24:00
FLA	38	7	10	7	14	11	9	3	23	51	218	5	17-26-0	249	0	77	467	5-42.2	1-0	9-64	7-16	36:00
UGA	45	7	14	17	7	21	6	0	27	54	423	4	10-14-0	126	2	68	549	1-59.0	2-1	7-46	7-11	34:23
VU	14	0	7	0	7	3	8	0	11	22	76	1	17-31-0	172	1	53	236	7-36.3	0-0	5-25	6-15	25:37
VU	35	0	21	0	14	7	13	1	21	37	188	2	18-37-1	229	3	74	417	4-38.8	3-1	6-52	8-18	31:49
OM	57	7	28	12	10	12	13	2	27	41	252	3	22-35-0	351	4	76	603	4-39.2	0-0	11-79	3-11	28:11
VU	27	7	6	7	7	8	15	4	27	23	107	0	27-49-1	333	4	72	440	4-34.5	2-0	10-100	8-15	29:24
SC	34	14	10	7	3	14	8	4	26	37	212	3	19-29-0	174	1	66	386	3-48.0	0-0	7-50	7-14	30:36
WKU																						
VU																						
UK																						
VU																						
MIZ																						
VU																						
VU																						
UT																						

Vanderbilt Long Plays

YARDS	RUSH	PASS	KR	PR	TD
20-29	2	12	7	-	2
30-39	3	9	1	-	2
40-49	1	2	1	-	2
50-59	-	-	-	-	-
60-69	-	-	-	-	-
70-79	-	1	-	-	1
80-89	-	-	-	-	-
90-99	-	-	-	-	-
TOTALS	6	24	9	0	7

Opponent Long Plays

YARDS	RUSH	PASS	KR	PR	TD
20-29	10	10	1	2	3
30-39	2	6	1	-	5
40-49	-	2	-	-	1
50-59	2	1	-	-	3
60-69	1	-	-	-	1
70-79	-	-	-	-	-
80-89	-	-	-	-	-
90-100	-	-	-	-	-
TOTALS	15	19	2	2	13

Three-&-Out Drives

VANDERBILT		OPPONENT
THREE-&-OUTS/DRIVES		THREE-&-OUTS/DRIVES
@Middle Tenn.	5/15 (33.3%)	6/13 (46.2%)
Alabama A&M	1/13 (7.7%)	6/14 (42.9%)
Kansas State	5/13 (38.5%)	4/12 (33.3%)
Alabama	7/12 (58.3%)	1/12 (8.3%)
@Florida	4/11 (36.4%)	3/12 (25.0%)
Georgia	2/10 (20.0%)	0/11 (0.0%)
@Ole Miss	4/15 (26.7%)	2/16 (12.5%)
@S. Carolina	0/11 (0.0%)	2/12 (16.7%)
W. Kentucky		
Kentucky		
Missouri		
@Tennessee		
28/100 (28.0%)		24/102 (23.5%)





Vanderbilt Scoring Drives

OPP	PLAYS	YARDS	TIME	SCORING PLAY
@MT	5	75	2:29	Lipscomb 37-yd pass from Shurmur
@MT	3	40	1:04	Webb 1-yd run
@MT	13	76	7:43	Lipscomb 4-yd pass from Shurmur
@MT	3	80	1:24	Webb 73-yd pass from Shurmur
AAMU	11	67	6:22	Webb 6-yd run
AAMU	6	54	3:10	Pinkney 10-yd pass from Shurmur
AAMU	6	81	2:33	Lipscomb 45-yard pass from Shurmur
AAMU	3	10	0:53	Shurmur 1-yd run
AAMU	4	65	1:28	Sherfield 25-yd pass from Shurmur
AAMU	1	23	0:06	Pinkney 23-yd pass from Shurmur
KSU	13	84	7:53	Duncan 2-yd pass from Shurmur
KSU	4	33	1:53	Shurmur 2-yd run
UF	7	75	3:55	Lipscomb 13-yd pass from Shurmur
UF	7	75	3:12	Scott 12-yd pass from Shurmur
UF	9	60	3:57	Openshaw 42-yd FG
UF	14	77	3:56	Marcus 7-yd pass from Shurmur
UGA	6	75	1:30	Webb 1-yd run
UGA	4	1	0:59	Duncan 3-yd pass from Shurmur
MISS	8	97	4:36	Webb 38-yd run
MISS	5	56	2:30	Webb 1-yd run
MISS	5	75	1:27	Lipscomb 13-yd pass from Shurmur
MISS	7	67	1:48	Pinkney 1-yd pass from Shurmur
MISS	11	75	4:07	Sherfield 6-yd pass from Wallace
SC	6	75	2:54	Blasingame 9-yd pass from Shurmur
SC	6	54	1:45	Duncan 8-yd pass from Shurmur
SC	3	70	1:28	Lipscomb 47-yd pass from Shurmur
SC	14	77	4:52	Duncan 4-yd pass from Shurmur

Opponent Scoring Drives

OPP	PLAYS	YARDS	TIME	SCORING PLAY
@MT	3	47	1:05	James 22-yd pass from Stockstill
KSU	8	75	4:13	Ertz 15-yd run
ALA	5	47	1:30	Scarborough 6-yd run
ALA	2	70	0:36	Harris 61-yd run
ALA	6	26	2:38	Harris 2-yd run
ALA	13	75	5:39	Scarborough 2-yd run
ALA	13	71	3:43	Pappanastos 22-yd FG
ALA	8	75	2:53	Harris 2-yd run
ALA	8	68	1:58	Jeudy 34-yd pass from Tagovailoa
ALA	4	58	1:35	Smith 27-yd pass from Tagovailoa
ALA	10	89	5:38	Robinson Jr. 17-yd run
UF	10	62	5:20	Perine 1-yd run
UF	7	45	2:56	Perine 13-yd run
UF	7	71	0:43	Pineiro 21-yd FG
UF	8	73	3:56	Davis 1-yd run
UF	12	65	6:04	Perine 1-yd run
UF	5	48	1:31	Davis 39-yd run
UGA	7	83	2:46	Chubb 33-yd run
UGA	8	45	3:27	Swift 5-yd pass from Fromm
UGA	11	80	6:12	Chubb 14-yd run
UGA	4	75	1:46	Godwin 47-yd pass from Fromm
UGA	3	64	1:04	Michel 50-yd run
UGA	12	65	5:55	Blankenship 27-yd FG
UGA	6	50	2:09	Holyfield 15-yd run
MISS	3	74	0:51	Brown 58-yd pass from Patterson
MISS	5	75	1:09	Lodge 35-yd pass from Patterson
MISS	4	27	1:22	Patterson 4-yd run
MISS	5	65	1:15	Wilkins 18-yd run
MISS	5	30	1:16	Lodge 6-yd pass from Patterson
MISS	3	50	0:50	Brown 29-yd pass from Patterson
MISS	5	22	2:10	Logan 22-yd FG
MISS	10	57	4:53	Logan 25-yd FG
MISS	2	66	0:57	Swinney 55-yd run
SC	5	75	1:41	Bentley 13-yd run
SC	10	64	3:38	Turner 1-yd run
SC	5	75	1:57	Smith 36-yd pass from Bentley
SC	6	8	2:15	White 44-yd FG
SC	8	72	5:01	Bentley 11-yd run
SC	10	43	4:23	White 39-yd FG

Scoring Drive Breakdown

	VANDERBILT		OPPONENT	
Yardage	TD	FG	TD	FG
No drive	-	-	-	-
Neg. Yards	-	-	-	-
0-9	1	-	-	1
10-19	1	-	-	-
20-29	1	-	2	1
30-39	1	-	1	-
40-49	1	-	5	1
50-59	3	-	3	1
60-69	3	1	7	1
70-79	11	-	11	2
80-89	3	-	3	-
90-99	1	-	-	-
TOTALS	26	1	32	7

Game-Opening Drives

	VANDERBILT			OPPONENTS		
OPP	PTS	1STS	YDS	PTS	1STS	YDS
@Middle Tenn.	7	3	75	0	2	31
Alabama A&M	7	4	67	0	1	2
Kansas State	0	0	6	0	0	5
Alabama	0	1	14	0	2	28
@Florida	0	0	0	0	0	7
Georgia	0	2	33	7	4	78
@Ole Miss	0	1	31	0	0	-2
@S. Carolina	7	4	75	7	4	60
W. Kentucky						
Kentucky						
Missouri						
@Tennessee						
TOTALS	21	14	301	14	13	209

Second Half-Opening Drives

	VANDERBILT			OPPONENTS		
OPP	PTS	1STS	YDS	PTS	1STS	YDS
@Middle Tenn.	7	0	80	0	0	9
Alabama A&M	0	1	10	0	0	5
Kansas State	0	2	38	0	2	24
Alabama	0	0	3	7	4	75
@Florida	0	1	15	0	0	6
Georgia	0	0	7	7	3	75
@Ole Miss	0	0	-11	7	2	50
@S. Carolina	7	3	70	0	3	46
W. Kentucky						
Kentucky						
Missouri						
@Tennessee						
TOTALS	14	7	212	21	14	290

Scoring Drive Superlatives

Most Plays/Result
Most Yards/Result
Most Time/Result

VANDERBILT
(2x) 14/TD at South Carolina
97/TD at Ole Miss
7:53/TD vs. Kansas State

OPPONENT
(2x) 13/FG vs. Alabama
89/TD vs. Alabama
6:12/TD vs. Georgia



The Last Vanderbilt Player...

Player scored 3 TDs _____ Ralph Webb vs. Ole Miss (3, 11/19/2016)
 Player scored 4 TDs or more _____ Earl Bennett vs. Kentucky (5, 11/12/2005)
 QB passes for 3 TDs _____ Kyle Shurmur at Florida (3, 9/30/2017)
 QB passes for 4+ TDs _____ Kyle Shurmur at S. Carolina (4, 10/28/2017)
 QB passed for 200-299 yards _____ Kyle Shurmur vs. Kansas State (205, 9/16/2017)
 QB passed for 300-399 yards _____ Kyle Shurmur at S. Carolina (333, 10/28/2017)
 QB passed for 400+ yards _____ Kyle Shurmur vs. Tennessee (416, 11/26/2016)
 70+ yard reception _____ Shurmur to Webb at Middle Tenn. (73, 9/2/2017)
 Rushed for 100-199 yards _____ Kalija Lipscomb at S. Carolina (128, 10/28/2017)
 Rushed for 200-299 yards _____ Ralph Webb vs. Middle Tennessee (211, 9/10/2016)
 Rushed for 300+ yards _____ Frank Mordica vs. Air Force (321, 11/18/1978)
 70+ yard rush _____ Ralph Webb at Florida (74, 11/7/2015)
 Rushed for 3+ TD _____ Ralph Webb vs. Ole Miss (3, 11/19/2016)
 Receiver had 100-199 yards _____ Ralph Webb at Middle Tenn. (104, 9/2/2017)
 Receiver had 200+ yards _____ Trent Sherfield vs. Austin Peay (240, 9/1/2015)
 Had 3+ TD receptions _____ Earl Bennett vs. Richmond (3, 9/1/2007)
 Returned kickoff for TD _____ Darrius Sims vs. South Carolina (100, 9/120/2014)
 Returned punt for TD _____ Jonathan Krause at Wake Forest (83, 11/24/2012)
 Returned INT for TD _____ Oren Burks vs. Kentucky (30, 11/14/2015)
 Returned fumble for TD _____ Taurean Ferguson at Kentucky (22, 10/8/2016)
 Kicked three or more FGs _____ Tommy Openshaw at Auburn (3, 11/5/2016)
 Kicked 50+ yard FG _____ Tommy Openshaw vs. NC State (52, 12/26/2016)
 Had 70+ yard punt _____ Tommy Openshaw vs. Missouri (78, 10/24/2015)
 Recorded 10+ tackles _____ LaDarius Wiley (11) at Ole Miss (10/14/2017)
 Recorded 3+ tackles for loss _____ Odeyingbo, Wright at Middle Tenn. (3.0, 9/2/2017)
 Recorded 3+ sacks _____ Charles Wright at Middle Tenn. (3.0, 9/2/2017)
 Blocked opponent punt _____ Andrew Rector vs. Alabama A&M (9/9/2017)
 Returned blocked punt for TD _____ Stephen Weatherly vs. UMass (11, 9/13/2014)
 Blocked opponent FG _____ Zach Cunningham at Auburn (11/5/2016)
 Blocked a PAT _____ Nifae Lealao at Middle Tenn. (9/2/2017)
 Scored on safety _____ Team vs. Middle Tennessee (9/10/2016)

The Last Time Vanderbilt...

Achieved 30+ first downs _____ vs. Old Dominion (33, 11/1/2014)
 Topped 500+ Yards in Total Offense _____ vs. Tennessee (608, 11/26/2016)
 300 or more passing yards _____ at South Carolina (333, 10/28/2017)
 400 or more passing yards _____ vs. Tennessee (416, 11/26/2016)
 Rushed for 200-299 yards _____ vs. Middle Tennessee (231, 9/10/2016)
 Rushed for 300-399 yards _____ vs. Tennessee State (358, 10/22/2016)
 Rushed for 400+ yards _____ vs. Presbyterian (410, 9/15/2012)
 Scored 40 points or more _____ vs. Alabama A&M (42, 9/9/2017)
 Held foe under 100 total yards _____ vs. Chattanooga (93, 9/6/2003)
 Held foe to less than 200 total yards _____ vs. Alabama A&M (103, 9/9/2017)
 Held foe under 100 rushing yards _____ vs. Alabama A&M (59, 9/9/2017)
 Held foe under 100 passing yards _____ vs. Kansas State (76, 9/16/2017)
 Held foe scoreless _____ vs. Alabama A&M (42-0, 9/9/2017)

The Last Opposing Player...

Player scored 3 TDs _____ LaMical Perine at Florida (3, 9/30/2017)
 Player scored 4 TDs or more _____ Justin Boyle at Duke (4, 10/28/2006)
 QB passes for 3 TDs _____ Ryan Finley vs. NC State (3, 12/26/2016)
 QB passes for 4+ TDs _____ Shea Patterson at Ole Miss (4, 10/14/2017)
 QB passed for 200-299 yards _____ Ryan Finley vs. NC State (235, 12/26/2016)
 QB passed for 300-399 yards _____ Shea Patterson at Ole Miss (351, 10/14/2017)
 QB passed for 400+ yards _____ Bo Wallace vs. Ole Miss (403, 11/10/2012)
 70+ yard reception _____ Lock to Moore at Missouri (82, 11/12/2016)
 Rushed for 100-199 yards _____ A.J. Turner at S. Carolina (121, 10/28/2017)
 Rushed for 200+ yards _____ Arian Foster vs. Tennessee (223, 11/19/2005)
 Rushed for 3+ TDs _____ LaMical Perine at Florida (3, 9/30/2017)
 70+ yard rush _____ Pharoh Cooper vs. So. Carolina (70, 9/20/2014)
 Receiver had 100-199 yards _____ A.J. Brown at Ole Miss (174, 10/14/2017)
 Receiver had 200+ yards _____ Craig Yeast Kentucky (269, 11/13/1998)
 Had 3+ TD receptions _____ Jaylen Samuels vs. NC State (3, 12/26/2016)
 Returned kickoff for TD _____ Nyheim Hines vs. NC State (100, 12/26/2016)
 Returned punt for TD _____ Cameron Sutton at Tennessee (85, 11/28/2015)
 Returned INT for TD _____ Niles Clark vs. NC State (32, 12/26/2016)
 Returned fumble for TD _____ Christian Holmes at Miss. State (51, 11/22/2014)
 Kicked at least three FGs _____ Daniel Carlson at Auburn (3, 11/5/2016)
 Kicked 50+ yard FG _____ Daniel Carlson at Auburn (53, 11/5/2016)
 Had 70+ yard punt _____ Ryan Janvion vs. Wake Forest (71, 11/30/2013)
 Recorded 10+ total tackles _____ Chris Lammons at S. Carolina (10, 10/28/2017)
 Recorded 3+ tackles for loss _____ Marquis Haynes at Ole Miss (3.5, 10/14/2017)
 Blocked VU punt _____ Drell Greene at WKU (9/24/2016)
 Returned blocked punt for TD _____ L. Mathis vs. Charleston So. (17, 10/11/2014)
 Blocked VU FG _____ Sharif Floyd Florida (11/5/2011)
 Blocked VU PAT _____ D.J. Wonnum at S. Carolina (10/28/2017)
 Scored on VU safety _____ Marquis Haynes at Ole Miss (10/14/2017)

The Last VU Opponent...

Achieved 30+ first downs in game _____ vs. Alabama (38, 9/23/2017)
 Topped 500+ Yards in Total Offense _____ vs. Georgia (549, 10/7/2017)
 300 or more passing yards _____ at Ole Miss (351, 10/14/2017)
 400 or more passing yards _____ Ole Miss, (403, 11/10/2012)
 Rushed for 200-299 yards _____ at South Carolina (212, 10/28/2017)
 Rushed for 300-399 yards _____ at Tennessee (331, 11/28/2015)
 Rushed for 400+ yards _____ vs. Georgia (423, 10/7/2017)
 Scored 40 points or more _____ at Ole Miss (57, 10/14/2017)
 Held Vanderbilt under 200 total yards _____ vs. Alabama (78, 9/23/2017)
 Held Vanderbilt under 100 rushing yards _____ vs. Georgia (64, 10/7/2017)
 Held Vanderbilt under 100 passing yards _____ vs. Alabama (38, 9/23/2017)
 Held Vanderbilt scoreless _____ vs. Alabama (59-0, 9/23/2017)



Vanderbilt Individual Season-Highs

Rush Attempts	24	Ralph Webb, @Middle Tenn.
Yards Rushing	163	Ralph Webb, @Ole Miss
TD Rushes	2	Ralph Webb, @Ole Miss
Long Rush	48	Donaven Tennyson, @Ole Miss
Pass Attempts	49	Kyle Shurmur, @South Carolina
Pass Completions	27	Kyle Shurmur, @South Carolina
Yards Passing	333	Kyle Shurmur, @South Carolina
TD Passes	4 (2x)	Kyle Shurmur, @South Carolina
Long Pass	73	Kyle Shurmur, @Middle Tenn.
Receptions	8	C.J. Duncan, @South Carolina
Yards Receiving	128	Kalija Lipscomb, @South Carolina
TD Receptions	2 (3x)	C.J. Duncan, @South Carolina
Long Reception	73	Ralph Webb, @Middle Tenn.
Field Goals	1	Tommy Openshaw, @Florida
Long Field Goal	42	Tommy Openshaw, @Florida
Punts	9	Sam Loy, Alabama
Punting Avg.	43.7	Sam Loy, Alabama
Long Punt	56	Sam Loy, Georgia
Punts Inside 20	2	Sam Loy, Alabama A&M
Long Punt Return	18	Kalija Lipscomb, @South Carolina
Long Kickoff Return	45	Jamauri Wakefield, @Ole Miss
Tackles	15	Oren Burks, @Florida
Sacks	3.0	Charles Wright, @Middle Tenn.
Tackles for Loss	3.0 (2x)	Odeyingbo, Wright, @Middle Tenn.
Interceptions	1 (5x)	Wiley, White, Kansas State

Vanderbilt Team Game-Highs

Rushes	37	@Ole Miss
Yards Rushing	188	@Ole Miss
Yards per Rush	5.1	@Ole Miss
TD Rushes	2 (2x)	last @Ole Miss
Pass Attempts	49	@South Carolina
Pass Completions	27	@South Carolina
Yards Passing	333	@South Carolina
Yards per Pass Comp.	14.8	@Middle Tennessee
TD Passes	4 (2x)	last @South Carolina
Total Plays	74	@Ole Miss
Total Offense	440	@South Carolina
Yards per Play	6.6	Alabama A&M
Points	42	Alabama A&M
Sacks By	5	@Middle Tennessee
First Downs	27	@South Carolina
Penalties	10	@South Carolina
Penalty Yards	100	@South Carolina
Turnovers	2 (2x)	last @Ole Miss
Interceptions By	2 (2x)	last Kansas State
Punts	9	Alabama
Punting Avg.	43.7	Alabama
Long Punt	56	Georgia
Punts Inside 20	3 (2x)	last @South Carolina

Vanderbilt's Longest Plays

Rushing	48	@Ole Miss
Passing	73	@Middle Tennessee
Field Goal	42	@Florida
Punt	56	Georgia
Punt Return	18	@South Carolina
Kickoff Return	45	@Ole Miss
Interception Return	28	@Middle Tennessee
Fumble Return	15	Georgia

Opponent Individual Season-Highs

Rush Attempts	24	Jesse Ertz, Kansas State
Yards Rushing	151	Damien Harris, Alabama
TD Rushes	3 (2x)	LaMical Perine, @Florida
Long Rush	61	Damien Harris, Alabama
Pass Attempts	35	Shea Patterson, @Ole Miss
Pass Completions	22	Shea Patterson, @Ole Miss
Yards Passing	351	Shea Patterson, @Ole Miss
TD Passes	4	Shea Patterson, @Ole Miss
Long Pass	58	Shea Patterson, @Ole Miss
Receptions	10	Richie James, @Middle Tenn.
Yards Receiving	174	A.J. Brown, @Ole Miss
TD Receptions	2 (2x)	Brown, Lodge, @Ole Miss
Long Reception	58	A.J. Brown, @Ole Miss
Field Goals	2 (2x)	Parker White, @South Carolina
Long Field Goal	44	Parker White, @South Carolina
Punts	9	Nick Carden, Alabama A&M
Punting Avg.	59.0	C. Nizialek, Georgia
Long Punt	61	Nick Carden, Alabama A&M
Punts Inside 20	4	John Townsend, @Florida
Long Punt Return	20 (2x)	Mecole Hardman, Georgia
Long Kickoff Return	31	Jaylon Jones, @Ole Miss
Tackles	10 (5x)	Chris Lammons, @South Carolina
Sacks	3.0	Marquis Haynes, @Ole Miss
Tackles for Loss	3.5	Marquis Haynes, @Ole Miss
Interceptions	1 (3x)	Steven Montac, @South Carolina

Opponent Team Game-Highs

Rushes	66	Alabama
Yards Rushing	496	Alabama
Yards per Rush	7.8	Georgia
TD Rushes	6	Alabama
Pass Attempts	35	@Ole Miss
Pass Completions	22	@Ole Miss
Yards Passing	351	@Ole Miss
Yards per Pass Comp.	16.0	@Ole Miss
TD Passes	4	@Ole Miss
Total Plays	93	Alabama
Total Offense	677	Alabama
Yards per Play	8.1	Georgia
Points	59	Alabama
Sacks By	7	@Ole Miss
First Downs	38	Alabama
Penalties	11	@Ole Miss
Penalty Yards	79	@Ole Miss
Turnovers	2 (2x)	last Kansas State
Interceptions By	1 (3x)	last @South Carolina
Punts	10	Alabama A&M
Punting Avg.	59.0	Georgia
Long Punt	61	Alabama A&M
Punts Inside 20	4 (2x)	last @Florida

Opponent's Longest plays

Rushing	61	Alabama
Passing	58	@Ole Miss
Field Goal	25	@Ole Miss
Punt	61	Alabama A&M
Punt Return	20 (2x)	last Georgia
Kickoff Return	31	@Ole Miss
Interception Return	11	@Ole Miss
Fumble Return		



2017 VANDERBILT COMMODORES

Roster A-Z			#	Name	Pos.	Ht.	Wt.	Year	CL	Hometown/High School (Other)
#	Name	Pos.								
17	Feleti Afemui	LB	2	Arnold Tarpley III	S	6-1	203	SR	3L	Pittsburgh, Pa./Central Catholic
18	Colin Anderson	LB	2	Deuce Wallace	QB	6-2	210	R-FR	RS	Sevierville, Tenn./Sevier County
78	Bryce Bailey	OL	3	Taurean Ferguson	CB	5-9	190	R-SR	3L	Jonesboro, Ga./Jonesboro
38	Gil Barksdale	DB	3	Shawn Stankavage	QB	6-2	205	R-JR	RS	Durham, N.C./Cardinal Gibbons
91	Drew Birchmeier	DL	4	Emmanuel Smith	LB	6-2	240	SR	3L	Murfreesboro, Tenn./Oakland
23	Khari Blasingame	RB	4	Donaven Tennyson	WR	5-10	170	SO	1L	Richmond, Va./Benedictine College Prep
81	James Bostic	WR	5	Ke'Shawn Vaughn	RB	5-10	215	JR	TR	Nashville, Tenn./Pearl-Cohn/Illinois
92	Jonah Buchanan	DL	5	LaDarius Wiley	S	6-1	210	R-JR	2L	Los Angeles, Calif./Cathedral
20	Oren Burks	LB	6	Zaire Jones	S	6-0	200	R-FR	RS	Meridian, Miss./Meridian
74	Cole Clemens	OL	7	Dimitri Moore	LB	6-3	215	FR	HS	Cedar Hill, Texas/Cedar Hill
77	Devin Cochran	OL	7	Ralph Webb	RB	5-10	202	R-SR	3L	Gainesville, Fla./Gainesville
82	Turner Cockrell	TE	8	Joejuan Williams	CB	6-3	208	SO	1L	Nashville, Tenn./Father Ryan/Hendersonville
35	Frank Coppet	DB	9	Caleb Peart	LB	6-1	235	R-SO	1L	Chandler, Ariz./Hamilton
22	Josh Crawford	RB	9	Caleb Scott	WR	6-2	202	SR	3L	Suwanee, Ga./North Gwinnett
12	Tae Daley	DB	10	Dayo Odeyingbo	DL	6-6	250	FR	HS	Irving, Texas/Carrollton Ranchview
96	Darion DeBrossard	DL	10	Trent Sherfield	WR	6-1	205	SR	3L	Danville, Ill./Danville
52	Brayden DeVault-Smith	LB	11	Charles Wright	LB	6-3	240	R-JR	2L	Irvine, Calif./Beckman
76	Egidio DellaRipa	OL	12	Tae Daley	DB	6-0	185	FR	HS	Warner Robins, Ga./Northside
84	Sam Dobbs	TE	12	Jacob Free	QB	6-4	215	FR	HS	Brantley, Ala./Brantley
19	C.J. Duncan	WR	13	Jackson Winrow	WR	6-1	195	R-FR	RS	Shawnee, Okla./Shawnee
99	Stone Edwards	DL	14	Kyle Shurmur	QB	6-4	227	JR	2L	Philadelphia, Pa./La Salle College
36	Trey Ellis	WR	14	Ryan White	S	5-10	190	GR	3L	Louisville, Ky./Trinity
3	Taurean Ferguson	CB	15	Elijah Hamilton	DB	6-2	200	R-FR	RS	Roswell, Ga./Blessed Trinity Catholic
55	David Floyd	OL	15	Alex Stump	WR	6-3	210	R-SO	TR	Avon, Ohio/St. Edward/Ohio State
12	Jacob Free	QB	16	Kalija Lipscomb	WR	6-1	200	SO	1L	New Orleans, La./Jesuit
28	Allan George	DB	17	Feleti Afemui	LB	6-3	235	FR	HS	Kahului, Hawaii/Maui
27	Jaire George	FB	17	Tommy Openshaw	K	6-2	200	GR	3L	Jacksonville, Fla./Creekside
75	Bailey Granier	OL	18	Colin Anderson	LB	6-2	215	FR	HS	Florence, Ala./Brooks
40	Jordan Griffin	LB	18	Hayden Pegley	QB	6-1	190	FR	HS	Burlingame, Calif./Menlo School
98	Ryley Guay	K	19	C.J. Duncan	WR	5-11	203	R-SR	3L	Montgomery, Ala./St. James School
15	Elijah Hamilton	DB	19	Sam Loy	P	6-1	190	SO	1L	San Clemente, Calif./Santa Margarita Catholic
24	Randall Haynie	DB	20	Oren Burks	LB	6-3	230	R-SR	3L	Fairfax Station, Va./South County
42	Kenny Hebert	LB	21	Donovan Sheffield	CB	6-0	190	JR	2L	Nashville, Tenn./Ensworth
31	Tre Herndon	DB	22	Josh Crawford	RB	5-10	198	JR	2L	Montgomery, Ala./Edgewood Acad.
33	Jay Hockaday	LB	23	Khari Blasingame	RB	6-1	235	R-JR	2L	Huntsville, Ala./Buckhorn
6	Zaire Jones	S	24	Randall Haynie	DB	6-0	185	FR	HS	Fort Lauderdale, Fla./Cardinal Gibbons
65	Braden Kopp	OL	25	Josh Smith	LB	6-4	240	JR	2L	Murfreesboro, Tenn./Oakland
77	Nifae Lealao	DL	26	Andrew Rector	S	6-0	205	JR	2L	Nashville, Tenn./Father Ryan
59	John Learned	OL	27	Jaire George	FB	6-1	230	R-SO	RS	Hyattville, Md./DeMatha Catholic HS
30	Bryce Lewis	CB	28	Allan George	DB	6-1	185	FR	HS	Andalusia, Ala./Andalusia
16	Kalija Lipscomb	WR	28	Dallas Rivers	RB	6-1	225	SR	3L	Stone Mountain, Ga./Stephenson
19	Sam Loy	P	29	Austin Quillen	S	5-11	190	R-FR	RS	Jenks, Okla./Jenks
83	Nathan Marcus	TE	30	Bryce Lewis	CB	6-0	185	R-JR	2L	Lilburn, Ga./Parkview
45	Cody Markel	TE	31	Tre Herndon	CB	6-1	188	SR	3L	Chattanooga, Tenn./East Hamilton
49	Alex Maxey	SN	32	Jamauri Wakefield	RB	6-1	220	R-FR	RS	Jacksonville, Fla./Providence
54	Kade Mayle	DL	33	Jay Hockaday	LB	6-3	230	R-SO	1L	Nashville, Tenn./Christ Presbyterian Acad.
39	Bailey McElwain	FB	34	Dare Odeyingbo	DE	6-2	272	JR	2L	Irving, Texas/Cistercian Prep
53	Sean McMoore	OL	35	Frank Coppet	DB	5-11	185	R-FR	RS	Fort Lauderdale, Fla./St. Thomas Aquinas
63	Grant Miller	OL	36	Trey Ellis	WR	5-9	170	SR	2L	Charlotte, N.C./Ardrey Kell
48	Andre Mintze	LB	38	Gil Barksdale	DB	5-10	180	SO	1L	Solon, Ohio/Solon
7	Dimitri Moore	LB	39	Bailey McElwain	FB	6-1	238	SO	1L	Trussville, Ala./Hewitt-Trussville
97	Reid Nelson	P	40	Jordan Griffin	LB	6-0	223	JR	2L	Tampa, Fla./Armwood HS
34	Dare Odeyingbo	DE	40	Baffour Osei	RB	5-8	180	JR	SQ	Accra, Ghana/Oaks Christian
10	Dayo Odeyingbo	DL	42	Kenny Hebert	LB	6-4	228	R-FR	RS	New Orleans, La./Holy Cross
			44	Jalen Pinkney	DL	6-4	230	FR	HS	Norcross, Ga./Norcross
			45	Cody Markel	TE	6-5	245	R-FR	RS	Middleton, Wisc./Middleton



2017 VANDERBILT COMMODORES

#	Name	Pos.	Ht.	Wt.	Year	CL	Hometown/High School (Other)
46	Keithian Starling	WR	6-0	180	FR	HS	Nashville, Tenn./Nashville Christian
47	Tommy Schiager	FB/SN	6-0	220	R-FR	RS	Portland, Ore./Sunset
48	Andre Mintze	LB	6-3	235	R-FR	RS	Philadelphia, Pa./Imhotep Institute
49	Alex Maxey	SN	5-11	180	FR	HS	Phoenix, Ariz./Pinnacle
49	Jonathan Wynn	DE	6-5	265	R-SR	3L	Stone Mountain, Ga./Stephenson
51	Scott Sypniewski	LS	6-1	231	GR	TR	Ottawa, Ill./Marquette/Michigan
52	Brayden DeVault-Smith	LB	6-3	208	FR	HS	Nashville, Tenn./Pearl-Cohn
53	Sean McMoore	OL	6-4	305	R-FR	RS	Kapolei, Hawaii/Kapolei
54	Kade Mayle	DL	6-2	255	JR	SQ	McConnelsville, Ohio/Morgan
55	David Floyd	OL	6-5	300	R-FR	RS	Nashville, Tenn./Lipscomb Academy
56	Saige Young	OL	6-4	315	SO	TR	Versailles, Ky./Woodford Co./Dodge City CC
57	Ean Pfeifer	OL	6-4	300	R-SO	1L	Bentonville, Ark./Bentonville
57	Josiah Sa'o	DL	6-2	295	R-FR	RS	San Diego, Calif./Kearney
58	Justin Skule	OL	6-6	315	JR	2L	Clifton, Va./Centreville
59	John Learned	OL	6-3	285	FR	HS	Gulf Breeze, Fla./Gulf Breeze
61	Bruno Reagan	OL	6-3	315	R-JR	2L	Clarksville, Tenn./Clarksville
63	Grant Miller	OL	6-4	260	FR	HS	Fort Lauderdale, Fla./St. Thomas Aquinas
65	Braden Kopp	OL	6-5	285	R-FR	RS	Houston, Texas/Houston Christian
66	Cameron Robinson	DL	6-0	300	FR	HS	Mobile, Ala./Murphy
71	Jared Southers	OL	6-5	310	R-SO	1L	South Orange, N.J./Seton Hall Prep
73	Johnathan Stewart	OL	6-8	305	FR	HS	Lawrenceville, Ga./Mountain View
74	Cole Clemens	OL	6-6	305	FR	HS	South Jordan, Utah/Bingham
74	Jay Woods	DL	6-3	285	R-SR	3L	Jackson, Ga./Jackson
75	Bailey Granier	OL	6-6	316	R-JR	2L	Galliano, La./South Lafourche
76	Egidio DellaRipa	OL	6-4	300	R-JR	RS	Castaic, Calif./West Ranch/Coll. of the Canyons (CA)
77	Devin Cochran	OL	6-7	305	R-FR	RS	Norcross, Ga./Greater Atlanta Christian
77	Nifae Lealao	DL	6-5	312	SR	3L	Sacramento, Calif./Capital Christian
78	Bryce Bailey	OL	6-5	305	FR	HS	Newburgh, Ind./Castle
80	Jared Pinkney	TE	6-4	255	R-SO	1L	Norcross, Ga./Norcross
81	James Bostic	WR	6-3	208	FR	HS	Fort Lauderdale, Fla./Cardinal Gibbons
82	Turner Cockrell	TE	6-5	230	R-FR	RS	Acworth, Ga./Allatoona
83	Nathan Marcus	TE	6-5	242	R-SR	3L	Glen Ellyn, Ill./Glenbard West
84	Sam Dobbs	TE	6-4	230	JR	2L	Douglasville, Ga./Landmark Christian
85	Chris Pierce	WR	6-4	208	FR	HS	Smithfield, Va./Smithfield
88	Michael Owusu	LB	6-5	228	FR	HS	Oxnard, Calif./Oaks Christian
90	Cameron Tidd	DL	6-3	290	R-FR	RS	Greenwood, Ind./Center Grove
91	Drew Birchmeier	DL	6-4	295	R-FR	RS	Midlothian, Va./Cosby
92	Jonah Buchanan	DL	6-4	270	FR	HS	Honolulu, Hawaii/Iolani
96	Darion DeBrossard	DL	6-4	295	R-SO	1L	Snellville, Ga./Shiloh
97	Reid Nelson	P	6-2	215	SR	1L	Hueytown, Ala./Hueytown HS
98	Ryley Guay	K	5-10	190	SO	1L	Naperville, Ill./Benet Academy
99	Stone Edwards	DL	6-5	245	FR	HS	Hillsborough, N.C./Orange

Roster A-Z

#	Name	Pos.
17	Tommy Openshaw	K
40	Baffour Osei	RB
88	Michael Owusu	LB
9	Caleb Peart	LB
18	Hayden Pegley	QB
57	Ean Pfeifer	OL
85	Chris Pierce	WR
44	Jalen Pinkney	DL
80	Jared Pinkney	TE
29	Austin Quillen	S
61	Bruno Reagan	OL
26	Andrew Rector	S
28	Dallas Rivers	RB
66	Cameron Robinson	DL
57	Josiah Sa'o	DL
47	Tommy Schiager	FB
9	Caleb Scott	WR
21	Donovan Sheffield	CB
10	Trent Sherfield	WR
14	Kyle Shurmur	QB
58	Justin Skule	OL
4	Emmanuel Smith	LB
25	Josh Smith	LB
71	Jared Southers	OL
3	Shawn Stankavage	QB
46	Keithian Starling	WR
73	Jonathan Stewart	OL
15	Alex Stump	WR
51	Scott Sypniewski	LS
2	Arnold Tarpley	S
4	Donaven Tennyson	WR
90	Cameron Tidd	DL
5	Ke'Shawn Vaughn	RB
32	Jamauri Wakefield	RB
2	Deuce Wallace	QB
7	Ralph Webb	RB
14	Ryan White	S
5	LaDarius Wiley	S
8	Joejuan Williams	CB
13	Jackson Winrow	WR
74	Jay Woods	DL
11	Charles Wright	OLB
49	Jonathan Wynn	DE
56	Saige Young	OL

Pronunciations

PLAYERS

Feleti (**fuh-le-TAY**) Afemui (**ah-fa-mooee**)
 Drew Birchmeier (**bersh-meyer**)
 Khari (**car-EE**) Blasingame
 Jaire (**JIE-air**) George
 Bailey Granier (**graun-YAE**)
 Nifae (**nee-FY**) Lealao (**lay-lau**)
 Kalija (**kuh-lie-JUH**) Lipscomb
 Josiah Sa'o (**sah-O**)
 Dare (**dar-AY**) Odeyingbo (**O-dang-BO**)

Dayo (**die-OH**) Odeyingbo (**O-dang-BO**)

Caleb Peart (**peert**)

COACHES

Warren Belin (**BEE-lin**)
 Gerry (**Jerry**) Gdowski (**guh-DOW-ski**)

Roster by Class

PLAYERS

Seniors - 19

Juniors - 20

Sophomores - 16

RS-Freshmen - 19

Freshmen - 24



VANDERBILT DEPTH CHART

**Kyle Shurmur** | QB

Shurmur threw for a season-high 333 yards and matched a career-best with four touchdown passes last week at South Carolina

**Dare Odeyingbo** | DL

Odeyingbo recorded his eighth tackle for loss with a sack at South Carolina and has 3.5 sacks entering the Western Kentucky game.

Offense

WR	10 Trent Sherfield	6-1, 205, Sr.
	9 Caleb Scott	6-2, 202, Sr.
	36 Trey Ellis	5-9, 170, Sr.
TE	83 Nathan Marcus	6-5, 242, R-Sr.
	or 80 Jared Pinkney	6-4, 255, R-So.
LT	58 Justin Skule	6-6, 315, Jr.
	74 Cole Clemens	6-6, 305, Fr.
LG	56 Saige Young	6-4, 315, So.
	57 Ean Pfeifer	6-4, 300, R-So.
C	61 Bruno Reagan	6-3, 315, R-Jr.
	53 Sean McMoore	6-4, 305, R-Fr.
RG	76 Egidio DellaRipa	6-4, 300, R-Jr.
	71 Jared Southers	6-4, 310, R-So.
RT	77 Devin Cochran	6-7, 315, R-Fr.
	75 Bailey Granier	6-6, 316, R-Jr.
QB	14 Kyle Shurmur	6-4, 227, Jr.
	2 Deuce Wallace	6-2, 210, R-Fr.
RB	7 Ralph Webb	5-10, 202, R-Sr.
	23 Khari Blasingame	6-1, 235, R-Jr.
FB	28 Dallas Rivers	6-1, 225, Sr.
	27 Jaire George	6-1, 230, R-So.
WR	19 C.J. Duncan	5-11, 203, R-Sr.
	or 16 Kalija Lipscomb	6-1, 200, So.

Defense

DL	49 Jonathan Wynn	6-4, 265, R-Sr.
	10 Dayo Odeyingbo	6-6, 250, Fr.
	91 Drew Birchmeier	6-4, 295, R-Fr.
DL	77 Nifae Lealao	6-5, 315, Sr.
	74 Jay Woods	6-3, 285, R-Sr.
	57 Josiah Sa'o	6-2, 295, R-Fr.
DL	34 Dare Odeyingbo	6-2, 272, Jr.
	90 Cameron Tidd	6-3, 290, R-Fr.
OLB	11 Charles Wright	6-3, 240, R-Jr.
	48 Andre Mintze	6-3, 235, R-Fr.
ILB	4 Emmanuel Smith	6-2, 235, Sr.
	40 Jordan Griffin	6-0, 223, Jr.
ILB	20 Oren Burks	6-3, 230, R-Sr.
	33 Jay Hockaday	6-3, 230, R-So.
OLB	9 Caleb Peart	6-1, 235, R-So.
	25 Josh Smith	6-3, 240, Jr.
CB	31 Tre Herndon	6-1, 188, Sr.
	3 Taurean Ferguson	5-9, 190, R-Sr.
SS	14 Ryan White	5-10, 190, Gr.
	6 Zaire Jones	6-0, 200, R-Fr.
FS	2 Arnold Tarpley	6-1, 203, Sr.
	or 5 LaDarius Wiley	6-1, 205, R-Jr.
CB	8 Joejuan Williams	6-3, 208, So.
	30 Bryce Lewis	6-0, 185, R-Jr.
	21 Donovan Sheffield	5-11, 190, Jr.

Special Teams

K	17 Tommy Openshaw	6-2, 200, Gr.
	98 Ryley Guay	5-10, 190, So.
PR	16 Kalija Lipscomb	6-1, 200, So.
	19 C.J. Duncan	5-11, 203, R-Sr.
P	19 Sam Loy	6-1, 190, So.
	97 Reid Nelson	6-2, 215, Sr.
KR	16 Kalija Lipscomb	6-1, 200, So.
	32 Jamauri Wakefield	6-1, 220, R-Fr.
H	97 Reid Nelson	6-2, 215, Sr.
SN	51 Scott Sypniewski	6-1, 220, Gr.

**OFF. STARTERS**

	WR	WR/TE	WR/TE/FB	TE	QB	RB	LT	LG	C	RG	RT
at Middle Tennessee	Sherfield	Marcus (TE)	Rivers (FB)	Pinkney	Shurmur	Webb	Skule	Pfeifer	Reagan	Southers	Cochran
Alabama A&M	Sherfield	Marcus (TE)	Blasingame	Pinkney	Shurmur	Webb	Skule	Pfeifer	Reagan	Southers	Cochran
Kansas State	Sherfield	Marcus (TE)	Duncan (WR)	Pinkney	Shurmur	Webb	Skule	Pfeifer	Reagan	Southers	Cochran
Alabama	Ellis	Marcus (TE)	Dobbs (TE)	Pinkney	Shurmur	Webb	Skule	Pfeifer	Reagan	Southers	Cochran
at Florida	Sherfield	Scott (WR)	Duncan (WR)	Pinkney	Shurmur	Webb	Skule	Young	Reagan	DellaRipa	Cochran
Georgia	Scott	Marcus (TE)	Rivers (FB)	Pinkney	Shurmur	Webb	Skule	Young	Reagan	DellaRipa	Cochran
at Ole Miss	Scott	Marcus (TE)	Duncan (WR)	Markel	Shurmur	Webb	Skule	Young	Reagan	DellaRipa	Cochran
at South Carolina	Sherfield	Scott (WR)	Duncan (WR)	Marcus	Shurmur	Webb	Skule	Young	Reagan	DellaRipa	Cochran
Western Kentucky											
Kentucky											
Missouri											
at Tennessee											

DEF. STARTERS

	DL	DL	DL	OLB	ILB	ILB	OLB/NB	CB	SS	FS	CB
at Middle Tennessee	Dar. Odeyingbo	Lealao	Wynn	Wright	Burks	E. Smith	Tarpley (NB)	Herndon	White	Wiley	Williams
Alabama A&M	Dar. Odeyingbo	Lealao	Wynn	Wright	Burks	E. Smith	Pearl (OLB)	Herndon	White	Wiley	Williams
Kansas State	Dar. Odeyingbo	Lealao	Wynn	Wright	Burks	E. Smith	Pearl (OLB)	Herndon	White	Wiley	Williams
Alabama	Dar. Odeyingbo	Lealao	Wynn	Wright	Burks	E. Smith	Tarpley (NB)	Herndon	White	Wiley	Williams
at Florida	Dar. Odeyingbo	Lealao	Wynn	Wright	Burks	E. Smith	Tarpley (NB)	Ferguson	White	Wiley	Williams
Georgia	Dar. Odeyingbo	Lealao	Wynn	Wright	Burks	E. Smith	Ferguson (NB)	Herndon	White	Wiley	Williams
at Ole Miss	Woods	Lealao	Wynn	Wright	Griffin	Tarpley (DB)	Ferguson (NB)	Herndon	White	Wiley	Williams
at South Carolina	Dar. Odeyingbo	Tidd	Birchmeier	Wright	Burks	Rector	Tarpley (NB)	Herndon	Jones	Wiley	Williams
Western Kentucky											
Kentucky											
Missouri											
at Tennessee											

EXPERIENCE ANALYSIS

The chart below shows Vanderbilt's offensive and defensive starting lineups over the last six years with numbers representing total starts by classes and percentages of total starts for the entire season.

Season	G	SR	JR	SO	FR	UpperCI%
2017	8 (3-5)	81 (46.0%)	55 (31.3%)	28 (15.9%)	12 (6.8%)	77.3%
2016	13 (6-7)	63 (22.0%)	138 (48.3%)	57 (19.9%)	28 (9.8%)	70.3%
2015	12 (4-8)	64 (24.2%)	79 (29.9%)	107 (40.5%)	14 (5.3%)	54.2%
2014	12 (3-9)	50 (18.9%)	72 (27.3%)	67 (25.4%)	75 (28.4%)	46.2%
2013	13 (9-4)	146 (51.1%)	62 (21.7%)	49 (17.1%)	29 (10.1%)	72.7%
2012	13 (9-4)	96 (33.6%)	122 (42.7%)	50 (17.5%)	18 (6.3%)	76.2%
2011	13 (6-7)	87 (30.4%)	106 (37.1%)	81 (28.3%)	12 (4.2%)	67.5%

SEASON/CAREER STARTS

OFFENSE	2017	2016	2015	2014	TOT	STRK	DEFENSE	2017	2016	2015	2014	TOT	STRK
R. Webb	8	13	12	12	45	45	O. Burks	7	10	12	7	35	1
T. Sherfield	5	7	12	0	24	1	T. Herndon	7	13	12	0	32	3
K. Shurmur	8	13	5	-	26	24	T. Ferguson	3	11	1	6	20	0
N. Marcus	7	12	2	3	24	3	J. Wynn	7	10	4	2	23	0
B. Reagan	8	13	2	-	23	23	N. Lealao	7	11	5	0	22	0
J. Skule	8	13	2	-	23	21	A. Tarpley	5	7	7	0	19	2
C. Scott	4	3	9	1	17	4	R. White	7	12	1	1	21	0
C. Duncan	4	3	0	9	16	2	J. Woods	1	0	5	5	11	0
E. Pfeifer	4	9	-	-	13	0	L. Wiley	8	7	0	0	15	8
K. Lipscomb	0	8	-	-	9	0	Dar. Odeyingbo	7	3	0	-	10	1
J. Pinkney	6	7	-	-	13	0	E. Smith	6	0	2	0	8	0
B. McElwain	-	4	-	-	4	0	B. Lewis	0	1	0	-	1	0
B. Granier	0	0	3	-	3	0	J. Griffin	1	1	0	-	2	0
K. Blasingame	1	1	1	-	3	0	J. Smith	0	1	0	-	1	0
S. Dobbs	1	1	1	-	3	0	J. Williams	8	0	-	-	8	8
D. Tennyson	0	1	-	-	1	0	C. Wright	8	0	0	-	8	8
D. Cochran	8	-	-	-	8	8	C. Pearl	2	0	0	-	2	0
D. Rivers	2	0	0	0	2	0	D. Birchmeier	1	-	-	-	1	1
J. Southers	4	0	-	-	4	0	Z. Jones	1	-	-	-	1	1
T. Ellis	1	0	0	0	1	0	A. Rector	1	0	0	-	1	1
E. DellaRipa	4	0	-	-	4	4	C. Tidd	1	-	-	-	1	1
S. Young	4	-	-	-	4	4							
C. Markel	1	-	-	-	1	0							



2017 STATISTICS

SCORE (qtr)	1ST	2ND	3RD	4TH	OT	TOTAL
VANDERBILT	49	72	21	42	0	184
OPPONENTS	56	79	64	47	0	246

TEAM STATISTICS

	VANDERBILT	OPPONENT
SCORING	184	246
Points Per Game	23.0	30.8
Points Off Turnovers	28	24
FIRST DOWNS	123	175
Rushing	37	99
Passing	79	60
Penalty	7	16
RUSHING YARDAGE	755	1910
Yards gained rushing	881	2125
Yards lost rushing	126	215
Rushing Attempts	220	342
Average Per Rush	3.4	5.6
Average Per Game	94.4	238.8
TDs Rushing	7	22
PASSING YARDAGE	1764	1367
Comp-Att-Int	140-256-3	121-211-5
Average Per Pass	6.9	6.5
Average Per Catch	12.6	11.3
Average Per Game	220.5	170.9
TDs Passing	19	10
TOTAL OFFENSE	2519	3277
Total Plays	476	553
Average Per Play	5.3	5.9
Average Per Game	314.9	409.6
KICK RETURNS: #-Yards	18-407	7-106
PUNT RETURNS: #-Yards	11-100	13-92
INT RETURNS: #-Yards	5-48	3-22
KICK RETURN AVERAGE	22.6	15.1
PUNT RETURN AVERAGE	9.1	7.1
INT RETURN AVERAGE	9.6	7.3
FUMBLES-LOST	10-3	8-1
PENALTIES-Yards	45-394	56-382
Average Per Game	49.2	47.8
PUNTS-Yards	50-1913	39-1538
Average Per Punt	38.3	39.4
Net punt average	35.2	36.9
KICKOFFS-Yards	36-2224	46-2943
Average Per Kick	61.8	64.0
Net kick average	40.1	41.0
TIME OF POSSESSION/Game	28:05	31:55
3RD-DOWN Conversions	44/113	39/109
3rd-Down Pct	39%	36%
4TH-DOWN Conversions	5/11	7/11
4th-Down Pct	45%	64%
SACKS BY-Yards	17-121	10-71
MISC YARDS	0	0
TOUCHDOWNS SCORED	26	32
FIELD GOALS-ATTEMPTS	1-5	7-9
ON-SIDE KICKS	0-0	0-0
RED-ZONE SCORES	(38-44) 86%	(48-56) 86%
RED-ZONE TOUCHDOWNS	(38-44) 86%	(38-56) 68%
PAT-ATTEMPTS	(25-26) 96%	(31-32) 97%
ATTENDANCE	285568	500688
Games/Avg Per Game	8/35696	8/62586

GAME RESULTS

DATE	OPPONENT	W/L	SCORE	OVERALL	CONF	TIME	ATT
9/2	at Middle Tenn.	W	28-6	1-0	0-0	3:09	26717
9/9	Alabama A&M	W	42-0	2-0	0-0	3:13	25802
9/16	Kansas State	W	14-7	3-0	0-0	3:17	40350
9/23	Alabama	L	59-0	3-1	0-1	3:07	40350
9/30	at Florida	L	38-24	3-2	0-2	3:22	84478
10/7	Georgia	L	45-14	3-3	0-3	3:11	36282
10/14	at Ole Miss	L	57-35	3-4	0-4	3:51	60157
10/28	at South Carolina	L	34-27	3-5	0-5	3:43	78992
11/4	W. Kentucky						
11/11	Kentucky						
11/18	Missouri						
11/25	at Tennessee						

INDIVIDUAL STATISTICS

PASSING	GP	EFF.	ATT-COMP-INT	PCT	YARDS	TD	LONG	AVG/G
Kyle Shurmur	8	137.84	128-233-3	54.9	1664	18	73	208.0
Deuce Wallace	3	100.89	11-22-0	50.0	94	1	21	31.3
S. Stankavage	1	150.40	1-1-0	100.0	6	0	6	6.0
Total	0	134.72	140-256-3	54.7	1764	19	73	0.0
Opponents	0	122.67	121-211-5	57.3	1367	10	58	0.0

RUSHING	GP	ATT	GAIN	LOSS	NET	AVG	TD	LONG	AVG/G
Ralph Webb	8	116	457	18	439	3.8	5	38	54.9
K. Blasingame	8	45	162	15	147	3.3	0	31	18.4
J. Wakefield	7	19	84	1	83	4.4	0	13	11.9
D. Tennyson	6	2	59	0	59	29.5	0	48	9.8
Dallas Rivers	8	11	42	1	41	3.7	0	9	5.1
Trent Sherfield	8	3	37	0	37	12.3	0	19	4.6
Kalija Lipscomb	8	3	17	0	17	5.7	0	11	2.1
C.J. Duncan	8	0	10	0	10	0.0	0	0	1.2
Sam Dobbs	8	1	10	0	10	10.0	0	10	1.2
TEAM	5	6	0	19	-19	-3.2	0	0	-3.8
Kyle Shurmur	8	14	3	72	-69	-4.9	2	2	-8.6
Total	0	220	881	126	755	3.4	7	48	0.0
Opponents	0	342	2125	215	1910	5.6	22	61	0.0

RECEIVING	GP	NO.	YARDS	AVG	TD	LONG	AVG/G
C.J. Duncan	8	33	314	9.5	4	24	39.2
Trent Sherfield	8	27	458	17.0	2	38	57.2
Kalija Lipscomb	8	23	397	17.3	6	47	49.6
Jared Pinkney	8	14	142	10.1	3	38	17.8
Caleb Scott	7	13	128	9.8	1	21	18.3
Ralph Webb	8	7	135	19.3	1	73	16.9
K. Blasingame	8	5	35	7.0	1	21	4.4
Nathan Marcus	8	5	26	5.2	1	9	3.2
Sam Dobbs	8	4	37	9.2	0	16	4.6
D. Tennyson	6	3	49	16.3	0	35	8.2
Trey Ellis	8	3	31	10.3	0	14	3.9
J. Wakefield	7	2	-1	-0.5	0	1	-0.1
Jackson Winrow	1	1	13	13.0	0	13	13.0
Total	0	140	1764	12.6	19	73	0.0
Opponents	0	121	1367	11.3	10	58	0.0



2017 STATISTICS

TOTAL OFFENSE	GP	PLAYS	RUSH	PASS	TOTAL	Avg/G
Kyle Shurmur	8	247	-69	1664	1595	199.4
Ralph Webb	8	116	439	0	439	54.9
K. Blasingame	8	45	147	0	147	18.4
Deuce Wallace	3	22	0	94	94	31.3
J. Wakefield	7	19	83	0	83	11.9
D. Tennyson	6	2	59	0	59	9.8
Dallas Rivers	8	11	41	0	41	5.1
Trent Sherfield	8	3	37	0	37	4.6
Kalija Lipscomb	8	3	17	0	17	2.1
Sam Dobbs	8	1	10	0	10	1.2
C.J. Duncan	8	0	10	0	10	1.2
S. Stankavage	1	1	0	6	6	6.0
TEAM	5	6	-19	0	-19	-3.8
Total	0	476	755	1764	2519	314.9
Opponents	0	553	1910	1367	3277	409.6

ALL-PURPOSE	GP	RUSH	REC	PR	KOR	RET	TOTAL	AVG
Ralph Webb	8	439	135	0	0	0	574	71.8
Kalija Lipscomb	8	17	397	63	49	0	526	65.8
Trent Sherfield	8	37	458	0	0	0	495	61.9
C.J. Duncan	8	10	314	0	42	0	366	45.8
J. Wakefield	7	83	-1	0	280	0	362	51.7
K. Blasingame	8	147	35	0	0	0	182	22.8
D. Tennyson	6	59	49	0	36	0	144	24.0
Jared Pinkney	8	0	142	0	0	0	142	17.8
Caleb Scott	7	0	128	0	0	0	128	18.3
Sam Dobbs	8	10	37	0	0	0	47	5.9
Dallas Rivers	8	41	0	0	0	0	41	5.1
Trey Ellis	8	0	31	0	0	0	31	3.9
Andrew Rector	8	0	0	29	0	0	29	3.6
Bryce Lewis	5	0	0	0	0	28	28	5.6
Nathan Marcus	8	0	26	0	0	0	26	3.2
Jackson Winrow	1	0	13	0	0	0	13	13.0
L. Wiley	8	0	0	0	0	11	11	1.4
Oren Burks	8	0	0	0	0	9	9	1.1
Jalen Pinkney	6	0	0	8	0	0	8	1.3
TEAM	5	-19	0	0	0	0	-19	-3.8
Kyle Shurmur	8	-69	0	0	0	0	-69	-8.6
Total	0	755	1764	100	407	48	3074	0.0
Opponents	0	1910	1367	92	106	22	3497	0.0

FIELD GOALS	FGM-FGA	%	1-29	30-39	40-49	50+	Lg	Bk
Tommy Openshaw	1-5	20.0	0-0	0-2	1-2	0-1	42	0

PUNTING	No.	Yds	AVG	LONG	TB	FC	I-20	Bk
Sam Loy	48	1864	38.8	56	3	15	9	30
Reid Nelson	2	49	24.5	30	0	0	1	00
Total	50	1913	38.3	56	3	15	10	30
Opponents	39	1538	39.4	61	0	13	16	71

SCORING	TDs	FGs	KICK	RUSH	REC	PASS	DXP	SAF	Pts
Ralph Webb	6	0-0	0-0	0-0	0	0-0	0	0	36
Kalija Lipscomb	6	0-0	0-0	0-0	0	0-0	0	0	36
Tommy Openshaw	0	1-5	24-25	0-0	0	0-0	0	0	27
C.J. Duncan	4	0-0	0-0	0-0	0	0-0	0	0	24
Jared Pinkney	3	0-0	0-0	0-0	0	0-0	0	0	18
Trent Sherfield	2	0-0	0-0	0-0	0	0-0	0	0	12
Kyle Shurmur	2	0-0	0-0	0-0	0	0-0	0	0	12
Nathan Marcus	1	0-0	0-0	0-0	0	0-0	0	0	6
Caleb Scott	1	0-0	0-0	0-0	0	0-0	0	0	6
K. Blasingame	1	0-0	0-0	0-0	0	0-0	0	0	6
Ryley Guay	0	0-0	1-1	0-0	0	0-0	0	0	1
Total	26	1-5	25-26	0-0	0	0-0	0	0	184
Opponents	32	7-9	31-32	0-0	0	0-0	0	1	246

KICKOFF RETURNS	No.	Yds	AVG	TD	LONG
J. Wakefield	11	280	25.5	0	45
Kalija Lipscomb	3	49	16.3	0	20
C.J. Duncan	2	42	21.0	0	22
D. Tennyson	2	36	18.0	0	25
Total	18	407	22.6	0	45
Opponents	7	106	15.1	0	31

PUNT RETURNS	No.	Yds	AVG	TD	LONG
Kalija Lipscomb	10	63	6.3	0	18
Andrew Rector	1	29	29.0	0	0
Jalen Pinkney	0	8	0.0	0	8
Total	11	100	9.1	0	18
Opponents	13	92	7.1	0	20

FIELD GOAL SEQUENCE	VANDERBILT	OPPONENT
at Middle Tennessee	31	--
Alabama A&M	56	--
Kansas State	--	42
Alabama	--	(22)
at Florida	(42)	(21)
Georgia	-	(27)
at Ole Miss	46,31	(22),(25)
at South Carolina	-	(44),47,(39)
Western Kentucky		
Kentucky		
Missouri		
at Tennessee		

Numbers in (parentheses) indicate successful field goals.





2017 STATISTICS

PASSING

Com-Att-Yds-TD-Int

	K. Shurmur	D. Wallace	S. Stankavage
at Middle Tennessee	20-28-296-3-0	DNP	DNP
Alabama A&M	15-18-202-4-0	3-7-19-0-0	1-1-6-0-0
Kansas State	14-23-205-1-0	DNP	DNP
Alabama	4-15-18-0-1	3-7-20-0-0	DNP
at Florida	18-40-264-3-0	DNP	DNP
Georgia	17-31-172-1-0	DNP	DNP
at Ole Miss	13-29-174-2-1	5-8-55-1-0	DNP
at South Carolina	27-49-333-4-1	DNP	DNP
Western Kentucky			
Kentucky			
Missouri			
at Tennessee			

TOTALS 128-233-1764-17-3 11-22-94-1-0 1-1-6-0-0

RUSHING

	#-Yds/TD	MT	AAMU	KSU	ALA	FLA	UGA	MISS	SC	WKU	UK	MIZ	TENN
Ralph Webb	116-439/5	24-49/1	13-54/1	21-46/0	6-20/0	11-29/0	12-47/1	23-163/2	6-31/0				
K. Blasingame	45-147/0	8-31/0	6-55/0	5-7/0	7-14/0	4-0/0	7-7/0	6-26/0	2-7/0				
J. Wakefield	19-83/0	-	15-64/0	DNP	2-6/0	1-11/0	1-2/0	-	-				
D. Tennyson	2-59/0	DNP	DNP	-	-	-	-	1-48/0	1-11/0				
Dallas Rivers	11-41/0	-	-	-	-	-	-	-	11-41/0				
Trent Sherfield	3-37/0	-	-	-	-	1-11/0	1-7/0	-	1-19/0				
Kalija Lipscomb	3-17/0	-	-	1-5/0	-	-	1-1/0	-	1-11/0				
Sam Dobbs	1-10/0	-	-	1-10/0	-	-	-	-	-				
TEAM	6-(-19)/0	2--3/0	-	2-(-3)/0	DNP	1-0/0	DNP	DNP	1-(-13)/0				
Kyle Shurmur	14-(-69)/2	1-(-6)/0	1-1/1	2-0/1	1-0/0	2-(-5)/0	-	7-(-59)/0	-				

RECEIVING

	#-Yds/TD	MT	AAMU	KSU	ALA	FLA	UGA	MISS	SC	WKU	UK	MIZ	TENN
Trent Sherfield	27-458/2	4-68/0	4-69/1	4-97/0	2-14/0	2-39/0	4-47/0	3-65/1	4-59/0				
Kalija Lipscomb	23-397/6	2-41/2	2-50/1	2-15/0	-	3-50/1	3-55/0	4-58/1	7-128/1				
C.J. Duncan	33-314/4	3-19/0	3-29/0	6-52/1	1-1/0	5-75/0	4-20/1	3-38/0	8-80/2				
Jared Pinkney	14-142/3	3-33/0	4-51/2	2-41/0	-	2-10/0	-	2-4/1	1-3/0				
Ralph Webb	7-135/1	3-104/1	-	-	1-3/0	-	-	2-15/0	1-13/0				
Caleb Scott	13-128/1	DNP	-	-	-	3-27/1	4-35/0	2-34/0	4-32/0				
D. Tennyson	3-49/0	DNP	DNP	-	2-14/0	1-35/0	-	-	-				
Sam Dobbs	4-37/0	1-16/0	1-6/0	-	-	-	-	2-15/0	-				
K. Blasingame	5-35/1	1-0/0	1-(-1)/0	-	1-6/0	1-21/0	-	-	1-9/1				
Trey Ellis	3-31/0	1-9/0	1-8/0	-	-	-	1-14/0	-	-				
Nathan Marcus	5-26/1	2-6/0	1-4/0	-	-	1-7/1	-	-	1-9/0				
Jackson Winrow	1-13/0	DNP	1-13/0	DNP	DNP	DNP	DNP	DNP	DNP				
J. Wakefield	2-(-1)/0	-	1-(-2)/0	DNP	-	-	1-1/0	-	-				

PUNT RETURNS

	#-Yds	MT	AAMU	KSU	ALA	FLA	UGA	MISS	SC	WKU	UK	MIZ	TENN
Kalija Lipscomb	10-63	-	4-26	-	-	2-3	1-13	-	3-21				
Andrew Rector	1-29	-	1-29	-	-	-	-	-	-				

KICK RETURNS

	#-Yds	MT	AAMU	KSU	ALA	FLA	UGA	MISS	SC	WKU	UK	MIZ	TENN
J. Wakefield	11-280	-	-	DNP	2-40	-	2-43	5-145	2-52				
Kalija Lipscomb	3-49	-	-	-	3-49	-	-	-	-				
C.J. Duncan	2-42	-	1-22	-	-	-	1-20	-	-				
D. Tennyson	2-36	DNP	DNP	-	-	-	-	2-36	-				



2017 STATISTICS

DEFENSIVE STATS

#	Name	GP	Tackles			TFL/Yds	Sacks No-Yards	Pass Def		QBH	Fumbles		Blocked	
			Solo	Ast	Total			Int-Yds	BrUp		Rcv-Yds	FF	Kick	Saf
5	L. Wiley	8-8	43	24	67	.	.	1-11	4
20	Oren Burks	8-7	31	26	57	4.5-11	.	1-9	3	1
4	Emmanuel Smith	7-6	24	27	51	4.0-20	1.5-11
14	Ryan White	8-6	30	14	44	4.0-11	.	1-0	2	1
40	Jordan Griffin	8-1	21	12	33	4.0-13	1	.	.
11	Charles Wright	8-8	10	18	28	7.0-46	6.0-44	.	.	5
8	J. Williams	8-8	21	5	26	1.5-5	.	.	8	.	.	1	.	.
34	Dare Odeyingbo	8-7	17	9	26	8.0-35	3.5-23	.	2	4	.	1	.	.
2	Arnold Tarpley	8-5	14	11	25	.	.	.	1	1
3	T. Ferguson	4-3	16	4	20	2.0-7
31	Tre Herndon	7-7	11	7	18	1.0-9	1.0-9	.	7
49	Jonathan Wynn	8-7	10	6	16	2.0-10	1.0-9	.	2	1
77	Nifae Lealao	8-8	3	12	15	1.5-4	.	.	3	2	1-15	.	1	.
74	Jay Woods	8-1	8	6	14	1.0-6	1.0-6
21	D. Sheffield	8-0	7	6	13	.	.	.	1
10	D. Odeyingbo	8-0	4	7	11	0.5-1	.	1-0
6	Zaire Jones	8-1	5	6	11	1.0-2	1	.	.
25	Josh Smith	8-0	4	5	9	1.0-3	1.0-3	.	.	1
90	Cameron Tidd	8-1	3	6	9	1.0-7	1.0-7
9	Caleb Peart	8-2	1	7	8	1.0-3	.	.	.	2
30	Bryce Lewis	5-0	4	2	6	1.0-9	1.0-9	1-28	.	.	.	1	.	.
33	Jay Hockaday	6-0	2	3	5	0.5-2
12	Tae Daley	8-0	3	1	4	0.5-2
48	Andre Mintze	7-0	3	.	3	1.0-2
23	K. Blasingame	8-1	2	1	3
26	Andrew Rector	8-1	2	1	3	1	.	.	1	.
10	Trent Sherfield	8-5	.	2	2
44	Jalen Pinkney	6-0	1	1	2	.	.	.	1
28	Dallas Rivers	8-2	1	.	1
57	Josiah Sa'o	4-0	.	1	1
83	Nathan Marcus	8-7	1	.	1
16	Kalija Lipscomb	8-0	1	.	1
96	D. DeBrossard	2-0	1	.	1
85	Chris Pierce	5-0	.	1	1
91	Drew Birchmeier	1-1	.	1	1
Total		8-0	304	232	536	48-208	17-121	5-48	34	19	1-15	5	2	.
Opponents		8-0	264	178	442	30.0-109	10-71	3-22	44	32	3-0	6	1	1

INTERCEPTIONS/RET.	No.-Yds	MT	AAMU	KSU	ALA	FLA	UGA	MISS	SC	WKU	UK	MIZ	TENN
Oren Burks	1-9	-	1-9	-	-	-	-	-	-	-	-	-	-
Ryan White	1-0	-	-	1-0	-	-	-	-	-	-	-	-	-
Bryce Lewis	1-28	1-28	-	DNP	DNP	DNP	-	-	-	-	-	-	-
D. Odeyingbo	1-0	-	1-0	-	-	-	-	-	-	-	-	-	-
L. Wiley	1-11	-	-	1-11	-	-	-	-	-	-	-	-	-

QB SACKS	UA-A-TOTAL	MT	AAMU	KSU	ALA	FLA	UGA	MISS	SC	WKU	UK	MIZ	TENN
Charles Wright	5-2-6.0	3.0-33	1.0-6	2.0-5	-	-	-	-	-	-	-	-	-
Dare Odeyingbo	3-1-3.5	2.0-12	0.5-3	-	-	-	-	-	1.0-8	-	-	-	-
Emmanuel Smith	1-1-1.5	-	0.5-3	-	-	-	-	1.0-8	DNP	-	-	-	-
Josh Smith	1-0-1.0	-	1.0-3	-	-	-	-	-	-	-	-	-	-
Jonathan Wynn	1-0-1.0	-	-	-	-	1.0-9	-	-	-	-	-	-	-
Tre Herndon	1-0-1.0	-	-	-	1.0-9	DNP	-	-	-	-	-	-	-
Bryce Lewis	1-0-1.0	-	-	DNP	DNP	DNP	1.0-9	-	-	-	-	-	-
Cameron Tidd	1-0-1.0	-	-	-	-	-	-	1.0-7	-	-	-	-	-
Jay Woods	1-0-1.0	-	-	-	-	-	1.0-6	-	-	-	-	-	-



2017 STATISTICS

TACKLES	SOLO-ASSISTED-TOTAL	MT	AAMU	KSU	ALA	FLA	UGA	MISS	SC	WKU	UK	MIZ	TENN
L. Wiley	43-24-67	4-1	0-1	6-5	8-6	4-7	4-2	9-2	8-0				
Oren Burks	31-26-57	4-0	1-3	4-4	2-4	6-9	4-4	3-0	7-2				
Emmanuel Smith	24-27-51	6-0	4-6	5-7	4-5	0-7	4-2	1-0	DNP				
Ryan White	30-14-44	6-0	3-0	2-2	7-6	2-3	3-1	2-1	5-1				
Jordan Griffin	21-12-33	1-0	1-1	-	4-2	5-2	3-1	3-4	4-2				
Charles Wright	10-18-28	4-0	0-7	2-1	1-5	0-2	1-2	2-1	-				
J. Williams	21-5-26	-	-	6-2	6-2	2-1	3-0	2-0	2-0				
Dare Odeyingbo	17-9-26	3-0	2-1	3-1	1-3	1-0	2-3	3-0	2-1				
Arnold Tarpley	14-11-25	1-1	1-0	1-1	4-1	1-2	3-3	1-3	2-0				
T. Ferguson	16-4-20	DNP	DNP	DNP	DNP	7-1	2-1	6-1	1-1				
Tre Herndon	11-7-18	3-1	-	2-2	1-3	DNP	1-1	1-0	3-0				
Jonathan Wynn	10-6-16	1-0	0-1	1-0	0-1	4-0	1-3	1-1	2-0				
Nifae Lealao	3-12-15	-	0-3	0-1	0-2	0-2	0-3	1-1	2-0				
Jay Woods	8-6-14	2-0	2-0	0-1	1-1	-	2-2	0-1	1-1				
D. Sheffield	7-6-13	1-0	3-2	-	2-0	1-1	0-1	0-2	-				
Zaire Jones	5-6-11	-	1-2	-	1-1	-	2-3	-	1-0				
D. Odeyingbo	4-7-11	-	0-2	0-1	0-2	1-1	1-1	2-0	-				
Josh Smith	4-5-9	-	1-2	-	-	0-1	1-1	0-1	2-0				
Cameron Tidd	3-6-9	-	-	-	0-4	1-0	1-1	1-1	-				
Caleb Peart	1-7-8	-	0-1	-	-	0-4	-	0-1	1-1				
Bryce Lewis	4-2-6	3-1	-	DNP	DNP	DNP	1-0	0-1	-				
Jay Hockaday	2-3-5	-	0-1	-	1-2	-	DNP	1-0	DNP				
Tae Daley	3-1-4	1-0	1-1	-	-	1-0	-	-	-				
Andrew Rector	2-1-3	-	2-1	-	-	-	-	-	-				
Andre Mintze	3-0-3	-	-	-	1-0	DNP	-	-	2-0				
K. Blasingame	2-1-3	-	1-0	-	0-1	1-0	-	-	-				
Jalen Pinkney	1-1-2	-	-	-	1-1	-	-	DNP	DNP				
Trent Sherfield	0-2-2	-	-	-	-	0-1	0-1	-	-				
Dallas Rivers	1-0-1	-	-	-	-	-	-	-	1-0				
Chris Pierce	0-1-1	DNP	DNP	DNP	-	-	-	0-1	-				
D. DeBrossard	1-0-1	DNP	-	DNP	DNP	DNP	DNP	1-0	DNP				
Drew Birchmeier	0-1-1	DNP	DNP	DNP	DNP	DNP	DNP	DNP	0-1				
Kalija Lipscomb	1-0-1	-	-	1-0	-	-	-	-	-				
Nathan Marcus	1-0-1	-	-	-	-	-	-	1-0	-				
Josiah Sa'o	0-1-1	-	0-1	-	DNP	DNP	-	DNP	DNP				

FUMBLES	FF/FR	MT	AAMU	KSU	ALA	FLA	UGA	MISS	SC	WKU	UK	MIZ	TENN
Bryce Lewis	1/0	-	-	DNP	DNP	DNP	1/0	-	-				
Jordan Griffin	1/0	-	-	-	1/0	-	-	-	-				
J. Williams	1/0	-	-	-	1/0	-	-	-	-				
Zaire Jones	1/0	-	-	-	-	-	1/0	-	-				
Dare Odeyingbo	1/0	1/0	-	-	-	-	-	-	-				
Nifae Lealao	0/1	-	-	-	-	-	0/1	-	-				



2017 STATISTICS

GAME-BY-GAME TEAM COMPARISONS (NOTE: GAME TOTALS ARE DISPLAYED IN THE FORMAT TEAM/OPPONENT FOR EACH CATEGORY)

	SCORE	1ST DOWNS	RUSHING	PASSING	RUSH Yds	PASS Yds	PLAYS-TOTAL Yds	RET. Yds	TURNOVERS
at Middle Tennessee	W 28-6	15/14	5/3	10/8	35-71/26-49	296/166	63-367/57-215	28/20	0/1
Alabama A&M	W 42-0	18/7	8/4	10/1	35-174/32-59	227/44	61-401/53-103	94/28	0/2
Kansas State	W 14-7	11/13	2/10	9/3	32-65/35-201	205/76	55-270/63-277	11/28	1/2
Alabama	L 59-0	3/38	1/24	1/12	16-40/66-496	38/181	38-78/93-677	89/34	2/0
at Florida	L 38-24	17/23	3/11	13/9	20-46/51-218	264/249	60-310/77-467	3/15	0/0
Georgia	L 45-14	11/27	3/21	8/6	22-64/54-423	172/126	53-236/68-549	91/20	0/1
at Ole Miss	L 57-35	21/27	7/12	13/13	37-188/41-252	229/351	74-417/76-603	181/42	2/0
at South Carolina	L 34-27	27/26	8/14	15/8	23-107/37-212	333/174	72-440/66-386	73/33	1/0
Western Kentucky									
Kentucky									
Missouri									
at Tennessee									
Totals	184-246	123/175	37/99	79/60	220-755/342-1910	1764/1367	476-2519/553-3277	570/220	6/6

GAME-BY-GAME TEAM COMPARISONS (NOTE: GAME TOTALS ARE DISPLAYED IN THE FORMAT TEAM/OPPONENT FOR EACH CATEGORY)

	3RD DOWN	4TH DOWN	TIME POSS	MARGIN	Yds/RUSH	Yds/PASS	Yds/PLAY	PUNTING	PENALTY Yds
at Middle Tennessee	8-16/0-12	0-0/0-2	36:33/23:27	13:06	2.0/1.9	10.6/5.4	5.8/3.8	7-41.9/7-40.7	6-69/4-14
Alabama A&M	6-13/2-14	0-1/0-0	30:41/29:19	1:22	5.0/1.8	8.7/2.1	6.6/1.9	5-33.2/10-35.4	4-40/5-21
Kansas State	4-13/4-16	1-1/1-2	29:33/30:27	-0:54	2.0/5.7	8.9/2.7	4.9/4.4	8-33.5/7-37.7	5-50/7-68
Alabama	1-10/9-15	0-0/2-2	17:05/42:55	-25:50	2.5/7.5	1.7/6.7	2.1/7.3	9-43.7/2-32.0	5-20/6-40
at Florida	3-13/7-16	2-3/3-3	24:00/36:00	-12:00	2.3/4.3	6.6/9.6	5.2/6.1	6-41.0/5-42.2	4-38/9-64
Georgia	6-15/7-11	1-2/1-1	25:37/34:23	-8:46	2.9/7.8	5.5/9.0	4.5/8.1	7-36.3/1-59.0	5-25/7-46
at Ole Miss	8-18/3-11	1-2/0-1	31:49/28:11	3:38	5.1/6.1	6.2/10.0	5.6/7.9	4-38.8/4-39.2	6-52/11-79
at South Carolina	8-15/7-14	0-2/0-0	29:24/30:36	-1:12	4.7/5.7	6.8/6.0	6.1/5.8	4-34.5/3-48.0	10-100/7-50
Western Kentucky									
Kentucky									
Missouri									
at Tennessee									
Totals	44-113/39-109	5-11/7-11	224:42/255:18	-30:36	3.4/5.6	6.9/6.5	5.3/5.9	50-38.3/39-39.4	394/382

TEAM GAME-BY-GAME

Opponent	I----RUSHING-----I				I---RECEIVING---				I-----PASSING-----I				I---KICK RET----				I----PUNT RET----				tot off		
	No.	Yds	TD	Lg	No.	Yds	TD	Lg	Cmp	Att	Int	Yds	TD	Lg	No	Yds	TD	Lg	No	Yds		TD	Lg
at Middle Tenn.	35	71	1	9	20	296	3	73	20	28	0	296	3	73	0	0	0	0	0	0	0	0	367
Alabama A&M	35	174	2	31	19	227	4	45	19	26	0	227	4	45	1	22	0	22	5	63	0	11	401
Kansas State	32	65	1	10	14	205	1	38	14	23	0	205	1	38	0	0	0	0	0	0	0	0	270
Alabama	16	40	0	9	7	38	0	10	7	22	1	38	0	10	5	89	0	22	0	0	0	0	78
at Florida	20	46	0	11	18	264	3	35	18	40	0	264	3	35	0	0	0	0	2	3	0	4	310
Georgia	22	64	1	28	17	172	1	38	17	31	0	172	1	38	3	63	0	25	1	13	0	13	236
at Ole Miss	37	188	2	48	18	229	3	38	18	37	1	229	3	38	7	181	0	45	0	0	0	0	417
at South Carolina	23	107	0	19	27	333	4	47	27	49	1	333	4	47	2	52	0	29	3	21	0	18	440
Western Kentucky																							
Kentucky																							
at Tennessee																							
Totals	220	755	7	48	140	1764	19	73	140	256	3	1764	19	73	18	407	0	45	11	100	0	18	2519
Opponent	342	1910	22	61	121	1367	10	58	121	211	5	1367	10	58	7	106	0	31	13	92	0	20	3277

Opponent	---TACKLES---			---SACKS---		---FUMBLE---		---Pass Defense---			Blkd Kick	-----PAT-----				Pts
	Solo	Asst	Total	TFL-Yds	No-Yds	FF	FR-Yds	Int-Yds	QBH	Brk		Att-Mad	Run	Rcv	Saf	
at Middle Tennessee	40	4	44	10.0-55	5.0-45	1	0-0	1-28	4	7	1	4-4	0	0	0	28
Alabama A&M	23	36	59	10.0-34	3.0-15	0	0-0	2-9	5	4	1	6-6	0	0	0	42
Kansas State	33	28	61	8.0-20	2.0-5	0	0-0	2-11	4	8	0	2-2	0	0	0	14
Alabama	45	52	97	2.0-12	1.0-9	2	0-0	0-0	2	2	0	0-0	0	0	0	0
at Florida	37	44	81	5.0-23	1.0-9	0	0-0	0-0	1	1	0	3-3	0	0	0	24
Georgia	39	36	75	4.0-18	2.0-15	2	1-15	0-0	0	1	0	2-2	0	0	0	14
at Ole Miss	41	22	63	6.0-29	2.0-15	0	0-0	0-0	2	4	0	5-5	0	0	0	35
at South Carolina	46	10	56	3.0-17	1.0-8	0	0-0	0-0	1	7	0	4-3	0	0	0	27
Western Kentucky																
Kentucky																
at Tennessee																
Totals	304	232	536	48.0-208	17.0-121	5	1-15	5-48	19	34	2	26-25	0	0	0	184
Opponent	264	178	442	30.0-109	10.0-71	6	3-0	3-22	32	44	1	32-31	0	0	1	246



2017 STATISTICS

3RD DOWNS

	SCORE	OVERALL	1ST QTR	2ND QTR	3RD QTR	4TH QTR
at Middle Tennessee	W 28-6	8-16 (50.0%)	2-2 (100.0%)	4-6 (66.7%)	2-4 (50.0%)	0-4 (0.0%)
Alabama A&M	W 42-0	6-13 (46.2%)	2-2 (100.0%)	3-4 (75.0%)	1-3 (33.3%)	0-4 (0.0%)
Kansas State	W 14-7	4-13 (30.8%)	2-4 (50.0%)	0-4 (0.0%)	0-2 (0.0%)	2-3 (66.7%)
Alabama	L 59-0	1-10 (10.0%)	1-3 (33.3%)	0-3 (0.0%)	0-3 (0.0%)	0-1 (0.0%)
at Florida	L 38-24	3-13 (23.1%)	1-3 (33.3%)	2-4 (50.0%)	0-2 (0.0%)	0-4 (0.0%)
Georgia	L 45-14	6-15 (40.0%)	2-5 (40.0%)	3-4 (75.0%)	0-3 (0.0%)	1-3 (33.3%)
at Ole Miss	L 57-35	8-18 (44.4%)	1-4 (25.0%)	1-3 (33.3%)	2-6 (33.3%)	4-5 (80.0%)
at South Carolina	L 34-27	8-15 (53.3%)	1-3 (33.3%)	3-6 (50.0%)	1-1 (100.0%)	3-5 (60.0%)
Western Kentucky						
Kentucky						
Missouri						
at Tennessee						
Totals		44-113 (38.9%)	12-26 (46.2%)	16-34 (47.1%)	6-24 (25.0%)	10-29 (34.5%)
Opponents		39-109 (35.8%)	4-19 (21.1%)	12-33 (36.4%)	12-27 (44.4%)	11-30 (36.7%)

4TH DOWNS

	SCORE	OVERALL	1ST QTR	2ND QTR	3RD QTR	4TH QTR
at Middle Tennessee	W 28-6	0-0 (0.0%)	0-0 (0.0%)	0-0 (0.0%)	0-0 (0.0%)	0-0 (0.0%)
Alabama A&M	W 42-0	0-1 (0.0%)	0-0 (0.0%)	0-1 (0.0%)	0-0 (0.0%)	0-0 (0.0%)
Kansas State	W 14-7	1-1 (100.0%)	1-1 (100.0%)	0-0 (0.0%)	0-0 (0.0%)	0-0 (0.0%)
Alabama	L 59-0	0-0 (0.0%)	0-0 (0.0%)	0-0 (0.0%)	0-0 (0.0%)	0-0 (0.0%)
at Florida	L 38-24	2-3 (66.7%)	0-0 (0.0%)	0-0 (0.0%)	0-0 (0.0%)	2-3 (66.7%)
Georgia	L 45-14	1-2 (50.0%)	0-0 (0.0%)	0-0 (0.0%)	0-1 (0.0%)	1-1 (100.0%)
at Ole Miss	L 57-35	1-2 (50.0%)	0-0 (0.0%)	0-0 (0.0%)	1-2 (50.0%)	0-0 (0.0%)
at South Carolina	L 34-27	0-2 (0.0%)	0-0 (0.0%)	0-0 (0.0%)	0-0 (0.0%)	0-2 (0.0%)
Western Kentucky						
Kentucky						
Missouri						
at Tennessee						
Totals		5-11 (45.5%)	1-1 (100.0%)	0-1 (0.0%)	1-3 (33.3%)	3-6 (50.0%)
Opponents		7-11 (63.6%)	1-2 (50.0%)	2-2 (100.0%)	1-1 (100.0%)	3-6 (50.0%)

VANDERBILT-INSIDE OPPONENT 20-YARD LINE

OPPONENT	SCORE	Times in RZ	Times SCORED	TOTAL PTS	TDs	RUSH TDs	PASS TDs	FG MADE	-----FAILED IN RED ZONE-----					
									FGA	DOWNS	INT	FUMB	HALF	GM
at Middle Tennessee	W 28-6	3	2	14	2	1	1	0	1	0	0	0	0	0
Alabama A&M	W 42-0	3	3	21	3	2	1	0	0	0	0	0	0	0
Kansas State	W 14-7	3	2	14	2	1	1	0	0	0	0	1	0	0
Alabama	L 59-0	0	0	0	0	0	0	0	0	0	0	0	0	0
at Florida	L 38-24	3	3	21	3	0	3	0	0	0	0	0	0	0
Georgia	L 45-14	2	2	14	2	1	1	0	0	0	0	0	0	0
at Ole Miss	L 57-35	5	4	28	4	1	3	0	1	0	0	0	0	0
at South Carolina	L 34-27	3	3	20	3	0	3	0	0	0	0	0	0	0
Western Kentucky														
Kentucky														
Missouri														
at Tennessee														
VU Season Totals: 19 of 22 (86.4%)		22	19	132	19	6	13	0	2	0	0	1	0	0

OPPONENTS-INSIDE VANDERBILT 20-YARD LINE

OPPONENT	SCORE	Times in RZ	Times SCORED	TOTAL PTS	TDs	RUSH TDs	PASS TDs	FG MADE	-----FAILED IN RED ZONE-----					
									FGA	DOWNS	INT	FUMB	HALF	GM
at Middle Tennessee	W 28-6	2	0	0	0	0	0	0	0	2	0	0	0	0
Alabama A&M	W 42-0	0	0	0	0	0	0	0	0	0	0	0	0	0
Kansas State	W 14-7	2	1	7	1	1	0	0	0	1	0	0	0	0
Alabama	L 59-0	7	6	38	5	5	0	1	0	0	0	0	1	0
at Florida	L 38-24	5	5	31	4	4	0	1	0	0	0	0	0	0
Georgia	L 45-14	4	4	24	3	2	1	1	0	0	0	0	0	0
at Ole Miss	L 57-35	5	5	27	3	2	1	2	0	0	0	0	0	0
at South Carolina	L 34-27	3	3	21	3	3	0	0	0	0	0	0	0	0
Western Kentucky														
Kentucky														
Missouri														
at Tennessee														
Opponent Season Totals: 24 of 28 (85.7%)		28	24	148	19	17	2	5	0	3	0	0	1	0



GAME 1

Middle Tennessee
Sept. 2 | Murfreesboro

MURFREESBORO, Tenn. -- Kyle Shurmur threw for 296 yards and tied his career-high with three touchdowns as the Vanderbilt Commodores beat Middle Tennessee 28-6 Saturday night in the season opener for both teams.

The Commodores snapped a five-year skid in season openers to give coach Derek Mason his first victory to kick off his fourth season in charge. They also won their third straight against the Conference USA school 37 miles away from Nashville.

"It was really important because for us it's something we hadn't done here in my tenure, so we got it done tonight," Mason said. "So now we move on."

Vanderbilt came out throwing with Shurmur, and the junior quarterback didn't disappoint. He completed 13 of his first 14 passes, including a 37-yard TD pass to Kalija Lipscomb to cap the opening drive. He added a 4-yard TD pass to Lipscomb for a 21-0 lead minutes into the second quarter.

Ralph Webb, the Commodores' all-time leading rusher, also added a 1-yard TD run. Shurmur hit Webb on a swing pass that the senior took 73 yards for a 28-0 lead in the third.

The Commodores smothered what was a high-powered offense in 2016 with Middle Tennessee running up 495 yards against Vanderbilt last season. The Blue Raiders averaged 517.7 yards and ranked 12th nationally scoring 39.7 points per game.

Bryce Lewis intercepted a tipped pass to set up Webb's TD, and the Commodores also sacked Stockstill five times. The Blue Raiders avoided being shut out at home when Stockstill found Richie James for a 22-yard TD early in the fourth.

TEAM	1	2	3	4	FINAL	RECORD
VU	14	7	7	0	28	1-0
MT	0	0	0	6	6	0-1

SCORING SUMMARY

Attendance: 26,717 **Time:** 3:09

Weather: 77, clear, wind NE 5 mph

1st: VANDY: Lipscomb 37-yd pass from Shurmur (Openshaw kick), 5-75 2:29.
VANDY: Webb 1 yd run (Openshaw kick), 3-40 1:04.

2nd: VANDY: Lipscomb 4-yd pass from Shurmur (Openshaw kick), 13-76 7:43.

3rd: VANDY: Webb 73-yd pass from Shurmur (Openshaw kick), 3-80 1:24.

4th: MT: James 22-yd pass from Stockstill (Rooker kick blocked), 3-47 1:05.

STATISTICS	VANDERBILT	MT
FIRST DOWNS	15	14
RUSHES-YARDS (NET)	35-71	26-49
PASSING YDS (NET)	296	166
PASSES ATT-COMP-INT	28-20-0	31-18-1
TOTAL OFFENSE PLAYS-YARDS	63-367	57-215
FUMBLE RETURNS-YARDS	0-0	0-0
PUNT RETURNS-YARDS	0-0	3-20
KICKOFF RETURNS-YARDS	0-0	0-0
INTERCEPTION RETURNS-YARDS	1-28	0-0
PUNTS (NUMBER-AVG)	7-41.9	7-40.7
FUMBLES-LOST	1-0	1-0
PENALTIES-YARDS	6-69	4-14
POSSESSION TIME	36:33	23:27
THIRD-DOWN CONVERSIONS	8 OF 16	0 OF 12
FOURTH-DOWN CONVERSIONS	0 OF 0	0 OF 2
RED-ZONE SCORES-CHANCES	2-3	0-2
SACKS BY: NUMBER-YARDS	5-45	1-6

RUSHING: VANDY-Webb 24-49; K. Blasingame 8-31; TEAM 2-(-3); Shurmur 1-(-6). MT-GORDON 7-26; TUCKER 2-21; JAMES 2-14; LEE 5-8; STOCKSTILL 10-(-20).

PASSING: VANDY-Shurmur 20-28-0-296. MT-STOCKSTILL 18-31-1-166.

RECEIVING: VANDY-Sherfield 4-68; Webb 3-104; Pinkney 3-33; Duncan 3-19; Lipscomb 2-41; Marcus 2-6; Dobbs 1-16; Ellis 1-9; K. Blasingame 1-0. MT-JAMES10-112; SMITH 3-29; WINDHAM 2-9; LEE 2-7; TUCKER 1-9.

GAME 2

Alabama A&M
Sept. 9 | Nashville

NASHVILLE -- Vanderbilt quarterback Kyle Shurmur threw four touchdown passes and ran for another as the Commodores smashed Alabama A&M 42-0 on Saturday, improving to 2-0 for the first time under fourth-year coach Derek Mason.

"I'm excited even if my face probably doesn't show it," Mason said. "You're excited to get the wins, but you know preparation is right around the corner. It's not about being comfortable, not about getting comfortable. It's just making sure we stay (focused)."

The Commodores dominated all facets of the game as they readied for next week's home challenge against 19th-ranked Kansas State. Shurmur completed 12-of-12 passes for 175 yards and three scores in the first half alone, finishing 15-for-18 for 202 yards. Vanderbilt outgained the Bulldogs 291-38 in the opening two quarters, holding Alabama A&M (0-2) to three first downs. The Commodores blocked one Bulldogs punt -- converting it into a touchdown -- and deflected another. Vanderbilt scored touchdowns on five-of-six possessions in the opening half.

"I thought our guys played a good first half," Mason said. "They scored points with Shurmur. That's the second week in a row he started fast. I like the way he played. I thought he had good command and that he saw everything he needed to see."

Playing in front of a crowd of 25,802, Vanderbilt recorded its first shutout since the Commodores blanked Kentucky 40-0 in 2012.

Vanderbilt recorded its first shutout since the Commodores blanked Kentucky 40-0 in 2012.

TEAM	1	2	3	4	FINAL	RECORD
AAMU	0	0	0	0	0	0-2
VU	14	21	7	0	42	2-0

SCORING SUMMARY

Attendance: 25,802 **Time:** 3:13

Weather: 79, fair, wind NE 12 mph

1st: VANDY: Webb 6-yd run (Openshaw kick), 11-67 6:22. VANDY: Pinkney 10-yd pass from Shurmur (Openshaw kick), 6-54 3:10.

2nd: VANDY: Lipscomb 45-yd pass from Shurmur (Openshaw kick), 6-81 2:33. VANDY: Shurmur 1-yd run (Openshaw kick), 3-10 0:53. VANDY: Sherfield 25-yd pass from Shurmur (Openshaw kick), 4-65 1:28.

3rd: VANDY: Pinkney 23-yd pass from Shurmur (Openshaw kick), 1-23 0:06.

STATISTICS	AAMU	VANDERBILT
FIRST DOWNS	7	18
RUSHES-YARDS (NET)	32-59	35-174
PASSING YDS (NET)	44	227
PASSES ATT-COMP-INT	21-8-2	26-19-0
TOTAL OFFENSE PLAYS-YARDS	53-103	61-401
FUMBLE RETURNS-YARDS	0-0	0-0
PUNT RETURNS-YARDS	1-5	5-63
KICKOFF RETURNS-YARDS	2-23	1-22
INTERCEPTION RETURNS-YARDS	0-0	2-9
PUNTS (NUMBER-AVG)	10-35.4	5-33.2
FUMBLES-LOST	1-0	0-0
PENALTIES-YARDS	5-21	4-40
POSSESSION TIME	29:19	30:41
THIRD-DOWN CONVERSIONS	2 OF 14	6 OF 13
FOURTH-DOWN CONVERSIONS	0 OF 0	0 OF 1
RED-ZONE SCORES-CHANCES	0-0	3-3
SACKS BY: NUMBER-YARDS	0-0	3-15

RUSHING: AAMU-May 6-27; Walters 12-17; Burke 8-17; Brower 3-7; Glass 3-(-9). VANDY-J. Wakefield 15-64; K. Blasingame 6-55; Webb 13-54; Shurmur 1-1.

PASSING: AAMU-Glass 5-13-1-15; May 3-8-1-29. VANDY-Shurmur 15-18-0-202; Wallace 3-7-0-19; S. Stankavage 1-1-0-6.

RECEIVING: AAMU-Moore 3-5; Clash 2-10; O Miles 1-23; Randolph 1-4; Walters 1-2. VANDY-Sherfield 4-69; Pinkney 4-51; Duncan 3-29; Lipscomb 2-50; Winrow 1-13; Ellis 1-8; Dobbs 1-6; Marcus 1-4; K. Blasingame 1-(-1); J. Wakefield 1-(-2).

**GAME 3**#18 Kansas State
Sept. 16 | Nashville

NASHVILLE -- Kyle Shurmur scored on a 2-yard run with 8:23 left, and Vanderbilt upset No. 18 Kansas State 14-7 on Saturday night for the Commodores' first victory over a ranked, nonconference opponent since 1946.

Vanderbilt improved to 3-0 for the first time since 2011 with the Commodores' first win over a ranked, nonconference opponent since beating North Carolina State. The Commodores also have won five straight at home dating to last season.

"We're trying to get all these monkeys off our back," Mason said.

Kansas State (2-1) last beat a Southeastern Conference team on the road in the regular season in 1982 at Kentucky.

Jesse Ertz tried to drive the Wildcats to the tying score. But he was tackled short on fourth-and-8 deep in Vanderbilt territory by Oren Burks and LaDarius Wiley with 1:06 left.

"I threw my hand up and said, 'Thank you Jesus,'" Mason said.

Shurmur drove the Commodores 84 yards using up half of the first quarter to put Vanderbilt up 7-0 with a 2-yard pass to C.J. Duncan.

Ertz answered for Kansas State with a 75-yard drive, and on fourth-and-1, Ertz took the ball wide left and ran 15 untouched for a TD.

Ryan White picked off Ertz's pass soon after at the Wildcats 33, and Vanderbilt needed only four plays before Shurmur scored the clinching TD after having to pick up the ball off the ground after the snap. Shurmur said he didn't want to make a bad play worse.

"Just trying to get all I could and maybe score I guess," Shurmur said.

TEAM	1	2	3	4	FINAL	RECORD
KSU	0	7	0	0	7	2-1
VU	7	0	0	7	14	3-0

SCORING SUMMARY

Attendance: 40,350 **Time:** 3:17

Weather: 83, sunny, wind E 3 mph

1st: VANDY: Duncan 2-yd pass from Shurmur (Openshaw kick), 13-84 7:53.

2nd: KSU: Ertz 15-yd run (McCrane kick), 8-75 4:13.

4th: VANDY: Shurmur 2-yd run (Openshaw kick), 4-33 1:53.

STATISTICS	KSU	VANDERBILT
FIRST DOWNS	13	11
RUSHES-YARDS (NET)	35-201	32-65
PASSING YDS (NET)	76	205
PASSES ATT-COMP-INT	28-10-2	23-14-0
TOTAL OFFENSE PLAYS-YARDS	63-277	55-270
FUMBLE RETURNS-YARDS	0-0	0-0
PUNT RETURNS-YARDS	4-17	0-0
KICKOFF RETURNS-YARDS	1-11	0-0
INTERCEPTION RETURNS-YARDS	0-0	2-11
PUNTS (NUMBER-AVG)	7-37.7	8-33.5
FUMBLES-LOST	0-0	1-1
PENALTIES-YARDS	7-68	5-50
POSSESSION TIME	30:27	29:33
THIRD-DOWN CONVERSIONS	4 OF 16	4 OF 13
FOURTH-DOWN CONVERSIONS	1 OF 2	1 OF 1
RED-ZONE SCORES-CHANCES	1-2	2-3
SACKS BY: NUMBER-YARDS	1-2	2-5

RUSHING: KSU-Ertz 24-126; Silmon, 3-41; Barnes 8-34. VANDY-Webb 21-46; Dobbs 1-10; Blasingame 5-7; Lipscomb 1-5; Shurmur 2-0; TEAM 2-(-3).

PASSING: KSU-Ertz 10-28-2-76. VANDY-Shurmur 14-23-0-205.

RECEIVING: KSU-Zuber 4-37; Pringle 3-25; Valentine 1-8; Barnes 1-3; Dimel 1-3. VANDY-Duncan 6-52; Sherfield 4-97; Pinkney 2-41; Lipscomb 2-15.

GAME 4#1 Alabama
Sept. 23 | Nashville

NASHVILLE -- Alabama coach Nick Saban challenged the top-ranked Crimson Tide to prove they knew how to not only win, but dominate an opponent for a full 60 minutes.

That, and a bit of motivation provided by the confident Vanderbilt Commodores, was all Alabama needed.

Damien Harris ran for a career-high 151 yards and three touchdowns, Bo Scarbrough added two TDs and top-ranked Alabama routed Vanderbilt 59-0 Saturday in the Southeastern Conference opener for both teams.

Alabama (4-0) now has won 19 straight over the SEC East. Better yet, the Crimson Tide hasn't lost to Vanderbilt since 1984 or in Nashville since 1969. Both streaks were assured at the end of the first quarter with Alabama up 21-0 after the second of Harris' TDs. And the Crimson Tide didn't let up.

Alabama outgained Vanderbilt in total offense 677-78 before running out the clock late for the largest margin in the program's vaunted history. The Crimson Tide also set a school record with 38 first downs, topping the 36 earned Nov. 22, 2014, against Western Carolina.

Vanderbilt (3-1) came in as one of the five remaining undefeated teams in the SEC with the nation's stingiest defense in points, total yards and against the pass. The Commodores had allowed just 13 points combined through three games, yet they proved no match against Alabama's dominating ground game.

TEAM	1	2	3	4	FINAL	RECORD
ALA	21	10	21	7	59	4-0,1-0
VU	0	0	0	0	0	3-1,0-1

SCORING SUMMARY

Attendance: 40,350

Time: 3:07

Weather: 88, partly cloudy, wind NE 3 mph

1st: UA: Scarbrough 6-yd run (Pappanastos kick), 5-47 1:30. UA - Harris 61-yd run (Pappanastos kick), 2-70 0:36. UA: Harris 2-yd run (Pappanastos kick), 6-26 2:38.

2nd: UA: Scarbrough 2-yd run (Pappanastos kick), 13-75 5:39. UA: Pappanastos 22-yd field goal, 13-71 3:43.

3rd: UA: Harris 2 yd run (Pappanastos kick), 8-75 2:53. UA: Jeudy 34-yd pass from Tagovailoa (Pappanastos kick), 8-68 1:58. UA: Smith 27-yd pass from Tagovailoa (Pappanastos kick), 4-58 1:35.

4th: UA: Robinson Jr. 17-yd run (Pappanastos kick), 10-89 5:38.

STATISTICS	ALABAMA	VANDERBILT
FIRST DOWNS	38	3
RUSHES-YARDS (NET)	66-496	16-40
PASSING YDS (NET)	181	38
PASSES ATT-COMP-INT	27-17-0	22-7-1
TOTAL OFFENSE PLAYS-YARDS	93-677	38-78
FUMBLE RETURNS-YARDS	0-0	0-0
PUNT RETURNS-YARDS	3-33	0-0
KICKOFF RETURNS-YARDS	0-0	5-89
INTERCEPTION RETURNS-YARDS	1-1	0-0
PUNTS (NUMBER-AVG)	2-32.0	9-43.7
FUMBLES-LOST	3-0	1-1
PENALTIES-YARDS	6-40	5-20
POSSESSION TIME	42:55	17:05
THIRD-DOWN CONVERSIONS	9 OF 15	1 OF 10
FOURTH-DOWN CONVERSIONS	2 OF 2	0 OF 0
RED-ZONE SCORES-CHANCES	6-7	0-0
SACKS BY: NUMBER-YARDS	0-0	1-9

RUSHING: UA-D. Harris 12-151; Scarbrough 11-79; N. Harris 10-70; Robinson Jr. 5-51; Hurts 9-48; Clark 10-48; Jacobs 4-28; Tagovailoa 1-22; Ridley 1-4; TEAM 3-(-5). VANDY-Webb 6-20; Blasingame 7-14; Wakefield 2-6; Shurmur 1-0.

PASSING: UA-Hurts 9-17-0-78; Tagovailoa 8-10-0-103. VANDY-Shurmur 4-15-1-18; Wallace 3-7-0-20.

RECEIVING: UA-Ridley 5-43; Jeudy 3-68; Smith Jr. 2-14; D. Smith 1-27; Sims 1-11; Tennyson 1-9; D. Harris 1-9; N. Harris 1-3; Scarbrough 1-2; Foster 1-(-5). VANDY-Sherfield 2-14; Tennyson 2-14; Blasingame 1-6; Webb 1-3; Duncan 1-1.



GAME 5

#21 Florida
Sept. 30 | Gainesville, Fla.

GAINESVILLE, Fla. -- Lamical Perine scored three touchdowns, Malik Davis added two and No. 21 Florida beat Vanderbilt 38-24 on Saturday despite losing quarterback Luke Del Rio to a left shoulder injury.

Perine bookended two one-yard plunges around a 13-yard scamper as the Gators remained unbeaten in Southeastern Conference play and defeated the Commodores for the 26th time in the last 27 meetings.

Perine, a cousin of former Oklahoma and current Washington Redskins running back Samaje Perine, finished with 58 yards on 15 carries.

Davis, a freshman, ran 17 times for 124 yards. His final run was huge. On a fourth-down play, Davis broke through the line, stumbled and then regained his footing for a 39-yard score that sealed the victory.

Redshirt freshman Feleipe Franks replaced Del Rio in the second quarter and turned in his most effective performance of the season. Franks completed 10 of 14 passes for 185 yards, including a 49-yarder to Tyrie Cleveland that was nearly as perfect as his last pass in The Swamp.

The Gators (3-1, 3-0 SEC) and Vanderbilt played a tight game for the third consecutive year. That was an improvement for the Commodores (3-2, 0-2) after a 59-0 home loss to top-ranked Alabama a week ago.

TEAM	1	2	3	4	FINAL	RECORD
VU	7	10	0	7	24	3-2,0-2
UF	7	10	7	14	38	3-1,3-0

SCORING SUMMARY

Attendance: 84,478 Time: 3:22
Weather: 75, overcast, wind NE 10 mph

1st: UF: Perine 1-yd run (Pineiro kick), 10-62 5:20. VANDY: Lipscomb 13-yd pass from Shurmur (Openshaw kick), 7-75 3:55.

2nd: UF: Perine 13-yd run (Pineiro, E. kick), 7-45 2:56. VANDY: Scott 12-yd pass from Shurmur (Openshaw kick), 7-75 3:12. VANDY: Openshaw 42-yd field goal, 9-60 3:57. UF: Pineiro 21-yd field goal, 7-71 0:43.

3rd: UF: Davis 1-yd run (Pineiro kick), 8-73 3:56.

4th: UF: Perine 1-yd run (Pineiro kick), 12-65 6:04. VANDY: Marcus 7-yd pass from Shurmur (Openshaw kick), 14-77 3:56. UF: Davis 39-yd run (Pineiro kick), 5-48 1:31.

STATISTICS	VANDERBILT	FLORIDA
FIRST DOWNS	17	23
RUSHES-YARDS (NET)	20-46	51-218
PASSING YDS (NET)	264	249
PASSES ATT-COMP-INT	40-18-0	26-17-0
TOTAL OFFENSE PLAYS-YARDS	60-310	77-467
FUMBLE RETURNS-YARDS	0-0	0-0
PUNT RETURNS-YARDS	2-3	1-(-3)
KICKOFF RETURNS-YARDS	0-0	2-18
INTERCEPTION RETURNS-YARDS	0-0	0-0
PUNTS (NUMBER-AVG)	6-41.0	5-42.2
FUMBLES-LOST	2-0	1-0
PENALTIES-YARDS	4-38	9-64
POSSESSION TIME	24:00	36:00
THIRD-DOWN CONVERSIONS	3 OF 13	7 OF 16
FOURTH-DOWN CONVERSIONS	2 OF 3	3 OF 3
RED-ZONE SCORES-CHANCES	3-3	5-5
SACKS BY: NUMBER-YARDS	1-9	1-9

RUSHING: VANDY-Webb 11-29; J. Wakefield 1-11; Sherfield 1-11; K. Blasingame 4-0; TEAM 1-0; Shurmur 2-(-5). UF-Davis 17-124; Perine 15-58; Thompson 9-24; Toney 3-22; Franks 3-4; Team 2-(-5); Del Rio 2-(-9).

PASSING: VANDY-Shurmur 18-40-0-264. UF-Franks 10-14-0-185; Del Rio 7-11-0-64; Toney 0-1-0-0.

RECEIVING: VANDY-Duncan 5-75; Lipscomb 3-50; Scott 3-27; Sherfield 2-39; Pinkney 2-10; D. Tennyson 1-35; K. Blasingame 1-21; Marcus 1-7. UF-Thompson 5-39; Cleveland 2-67; Stephens 2-45; Davis 2-6; Swain 1-33; Goolsby 1-25; Perine 1-17; Powell 1-11; Toney 1-5; Lewis 1-1.

GAME 6

#5 Georgia
Oct. 7 | Nashville

NASHVILLE -- Nick Chubb ran for two touchdowns and 138 yards, and fifth-ranked Georgia routed Vanderbilt 45-14 Saturday despite missing three players from the Bulldogs' stingy defense.

Georgia (6-0, 3-0 Southeastern Conference) continued its best start since 2012 when the Bulldogs reached the SEC championship. The Bulldogs also avenged a 17-16 loss to Vanderbilt last year by beating the Commodores for the 20th time in the past 23 games in this series.

Georgia ran through and over Vanderbilt, piling up 423 yards. Sony Michel added 150 yards and a TD, while Elijah Holyfield scored his first career TD on a 15-yard run. Georgia set the tone on its opening drive, running all seven plays for 83 yards.

Vanderbilt (3-3, 0-3) lost its third straight to wrap up the toughest four-game stretch in school history against the Commodores' fourth consecutive ranked opponent.

Coach Derek Mason, who oversees the defense, said the Commodores have to fix what ails them: defenders were in the right spots but didn't tackle well.

"That's what teams like this will do," Mason said. "They will expose exactly who you are if you aren't consistent with your tackling fundamentals and mechanics."

TEAM	1	2	3	4	FINAL	RECORD
UGA	7	14	17	7	45	6-0,3-0
VU	0	7	0	7	14	3-3,0-3

SCORING SUMMARY

Attendance: 36,282 Time: 3:11
Weather: 76, cloudy, wind S 11 mph

1st: UGA: Chubb 33-yd run (Blankenship kick), 7-83 2:46.

2nd: UGA: Swift 5-yd pass from Fromm (Blankenship kick), 8-45 3:27. UGA: Chubb 14-yd run (Blankenship kick), 11-80 6:12. VANDY: Webb 1-yd run (Openshaw kick), 6-75 1:30.

3rd: UGA: Godwin 47-yd pass from Fromm (Blankenship kick), 4-75 1:46. UGA: Michel 50-yd run (Blankenship kick), 3-64 1:04. UGA: R. Blankenship 27-yd field goal, 12-65 5:55.

4th: UGA: Holyfield 15-yd run (Blankenship kick), 6-50 2:09. VANDY: Duncan 3-yd pass from Shurmur (Openshaw kick), 4-1 0:59.

STATISTICS	GEORGIA	VANDERBILT
FIRST DOWNS	27	11
RUSHES-YARDS (NET)	54-423	22-64
PASSING YDS (NET)	126	172
PASSES ATT-COMP-INT	14-10-0	31-17-0
TOTAL OFFENSE PLAYS-YARDS	68-549	53-236
FUMBLE RETURNS-YARDS	0-0	1-15
PUNT RETURNS-YARDS	1-20	1-13
KICKOFF RETURNS-YARDS	0-0	3-63
INTERCEPTION RETURNS-YARDS	0-0	0-0
PUNTS (NUMBER-AVG)	1-59.0	7-36.3
FUMBLES-LOST	2-1	0-0
PENALTIES-YARDS	7-46	5-25
POSSESSION TIME	34:23	25:37
THIRD-DOWN CONVERSIONS	7 OF 11	6 OF 15
FOURTH-DOWN CONVERSIONS	1 OF 1	1 OF 2
RED-ZONE SCORES-CHANCES	4-4	2-2
SACKS BY: NUMBER-YARDS	0-0	2-15

RUSHING: UGA-Michel 12-150; Chubb 16-138; Holyfield 7-51; Fromm 4-36; Swift 4-32; Herrien 9-28; TEAM 1-(-1); Eason 1-(-11). VANDY-Webb 12-47; Blasingame 7-7; Sherfield 1-7; Wakefield 1-2; Kalija Lipscomb 1-1.

PASSING: UGA-Fromm 7-11-0-102; Eason 3-3-0-24. VANDY-Shurmur 17-31-0-172.

RECEIVING: UGA-Godwin 2-70; Wims 2-20; Crumpton 2-17; Swift 2-8; Holloman 1-7; Woerner 1-4. VANDY-Sherfield 4-47; Scott 4-35; Duncan 4-20; Lipscomb 3-55; Ellis 1-14; Wakefield 1-1.

**GAME 7****Ole Miss**
Oct. 14 | Oxford, Miss.

OXFORD, Miss. -- Shea Patterson threw for 351 yards and four touchdowns and Mississippi beat Vanderbilt 57-35 on Saturday.

Ole Miss (3-3, 1-2 Southeastern Conference) snapped its three-game losing streak while Vanderbilt (3-4, 0-4) has now lost four straight.

Vanderbilt led 14-7 in the second quarter after Ralph Webb ran for two touchdowns, but Ole Miss responded with 28 straight points in less than seven minutes. The offensive avalanche was helped by two Vanderbilt turnovers that gave the Rebels excellent field position.

Ole Miss kept the momentum early in the third quarter, earning a safety after forcing Vanderbilt quarterback Kyle Shurmur to fumble into the end zone. Less than a minute later, Patterson hit Brown for a 29-yard touchdown pass and a 44-21 lead and the game was no longer in doubt.

Brown caught eight passes for 174 yards and two touchdowns.

DaMarkus Lodge also caught two touchdown passes.

Shurmur threw for 174 yards, two touchdowns and one interception for the Commodores. Webb ran for 163 yards and two touchdowns.

"We need to mentally find ourselves, find our identity, rebuild our confidence and get fresh," Vanderbilt coach Derek Mason said. "I've seen a lot of football -- good stretches and bad stretches -- we've got to look inside and fix what ails us. We need to get better and we can do that."

TEAM	1	2	3	4	FINAL	RECORD
VU	0	21	0	14	35	3-4,0-4
MISS	7	28	12	10	57	3-3,1-2

SCORING SUMMARY**Attendance:** 60,157**Time:** 3:51**Weather:** 87, partly cloudy, wind SSW 8 mph

1st: OM: Brown 58-yd pass from Patterson (Logan kick), 3-74 0:51.

2nd: VANDY: Webb 38-yd run (Openshaw kick), 8-97 4:36. VANDY: Webb 1-yd run (Openshaw kick), 5-56 2:30. OM: Lodge 35-yd pass from Patterson (Logan kick), 5-75 1:09. OM: Patterson 4-yd run (Logan kick), 4-27 1:22. OM: Wilkins 18-yd run (Logan kick), 5-65 1:15. OM: Lodge 6-yd pass from Patterson (Logan kick), 5-30 1:16. VANDY: Lipscomb 13-yd pass from Shurmur (Openshaw kick), 5-75 1:27.

3rd: OM: Haynes safety. OM: Brown 29-yd pass from Patterson (Logan kick), 3-50 0:50. OM: Logan 22-yd field goal, 5-22 2:10.

4th: VANDY: Pinkney 1-yd pass from Shurmur (Openshaw kick), 7-67 1:48. OM: Logan 25-yd field goal, 10-57 4:53. OM: Swinney 55-yd run (Logan kick), 2-66 0:57. VANDY: Sherfield 6-yd pass from Wallace (Guay kick), 11-75 4:07.

STATISTICS

	VANDERBILT
FIRST DOWNS	21
RUSHES-YARDS (NET)	37-188
PASSING YDS (NET)	229
PASSES ATT-COMP-INT	37-18-1
TOTAL OFFENSE PLAYS-YARDS	74-417
FUMBLE RETURNS-YARDS	0-0
PUNT RETURNS-YARDS	0-0
KICKOFF RETURNS-YARDS	7-181
INTERCEPTION RETURNS-YARDS	0-0
PUNTS (NUMBER-AVG)	4-38.8
FUMBLES-LOST	3-1
PENALTIES-YARDS	6-52
POSSESSION TIME	31:49
THIRD-DOWN CONVERSIONS	8 OF 18
FOURTH-DOWN CONVERSIONS	1 OF 2
RED-ZONE SCORES-CHANCES	4-5
SACKS BY: NUMBER-YARDS	2-15

VANDERBILT**OLE MISS**

FIRST DOWNS	27
RUSHES-YARDS (NET)	41-252
PASSING YDS (NET)	351
PASSES ATT-COMP-INT	35-22-0
TOTAL OFFENSE PLAYS-YARDS	76-603
FUMBLE RETURNS-YARDS	0-0
PUNT RETURNS-YARDS	0-0
KICKOFF RETURNS-YARDS	1-31
INTERCEPTION RETURNS-YARDS	1-11
PUNTS (NUMBER-AVG)	4-39.2
FUMBLES-LOST	0-0
PENALTIES-YARDS	11-79
POSSESSION TIME	28:11
THIRD-DOWN CONVERSIONS	3 OF 11
FOURTH-DOWN CONVERSIONS	0 OF 1
RED-ZONE SCORES-CHANCES	5-5
SACKS BY: NUMBER-YARDS	7-54

RUSHING: VANDY-Webb 23-163; Tennyson 1-48; Blasingame 6-26; Shurmur 7-(-59); Duncan 0-10. OM-Wilkins 18-113; Swinney 7-76; Ta'amu 3-32; Pennamon 2-10; Brazley 2-9; Patterson 7-8; Buford 2-4.

PASSING: VANDY-Shurmur 13-29-1-174; Wallace 5-8-0-55. OM-Patterson 22-35-0-351.

RECEIVING: VANDY-Lipscomb 4-58; Sherfield 3-65; Duncan 3-38; Scott 2-34; Dobbs 2-15; Webb 2-15; Pinkney 2-4. OM-Brown 8-174; Lodge 5-74; Metcalf 2-37; Wilkins 2-37; Jefferson 2-13; Swinney 2-6; Sanders 1-10.

GAME 8**South Carolina**
Oct. 28 | Columbia, S.C.

COLUMBIA, S.C. -- Jake Bentley ran for two touchdowns and threw for another to lead South Carolina to a 34-27 win over Vanderbilt on Saturday that assured the Southeastern Conference's East Division race would go on at least one more week.

Bentley was 19-of-29 for 174 yards and ran six times for 47 yards, including his first scores rushing in his college career for the Gamecocks (6-2, 4-2).

Vanderbilt (3-5, 0-5) had two players ejected for targeting, including linebacker Charles Wright -- the team's sack leader -- on a hit on Bentley just after he released the ball.

"I saw a young man tackle a quarterback," Vanderbilt coach Derek Mason said. "We've got to get that right."

Bentley, who took advantage of open field in front of him for several big runs, said he is used to taking shots. "Anytime a quarterback runs it's like a little minnow with a pool of sharks," the sophomore said.

The Commodores finished with 10 penalties for 100 yards. The final one might have been the most costly. A holding penalty by tight end Sam Dobbs stalled a potential game-tying drive and Kyle Shurmur overthrew Caleb Scott on fourth-and-2 with just over a minute to go.

Shurmur threw for a season-best 333 yards and four touchdowns.

TEAM	1	2	3	4	FINAL	RECORD
VU	7	6	7	7	27	3-5,0-5
SC	14	10	7	3	34	6-2,4-2

SCORING SUMMARY**Attendance:** 78,992**Time:** 3:43**Weather:** 77, mostly cloudy, wind S 9 mph

1st: VANDY: Blasingame 9-yd pass from Shurmur (Openshaw kick), 6-75 2:54. SC: Bentley 19-yd run (White kick), 4-75 1:41. SC: Turner 1-yd run (White kick), 10-64 3:38.

2nd: VANDY: Duncan 8-yd pass from Shurmur (Openshaw kick blocked), 6-54 1:45. SC: Smith 36-yd pass from Bentley (White kick), 5-75 1:57. SC: Parker White 44 yd field goal, 6-8 2:15.

3rd: VANDY: Lipscomb 47-yd pass from Shurmur (Openshaw kick), 3-70 1:28. SC: Bentley 11-yd run (White kick), 8-72 5:01.

4th: SC: White 39-yd field goal, 10-43 4:23. VANDY: Duncan 4-yd pass from Shurmur (Openshaw kick), 14-77 4:52.

STATISTICS

	VANDERBILT
FIRST DOWNS	27
RUSHES-YARDS (NET)	23-107
PASSING YDS (NET)	333
PASSES ATT-COMP-INT	49-27-1
TOTAL OFFENSE PLAYS-YARDS	72-440
FUMBLE RETURNS-YARDS	0-0
PUNT RETURNS-YARDS	3-21
KICKOFF RETURNS-YARDS	2-52
INTERCEPTION RETURNS-YARDS	0-0
PUNTS (NUMBER-AVG)	4-34.5
FUMBLES-LOST	2-0
PENALTIES-YARDS	10-100
POSSESSION TIME	29:24
THIRD-DOWN CONVERSIONS	8 OF 15
FOURTH-DOWN CONVERSIONS	0 OF 2
RED-ZONE SCORES-CHANCES	3-3
SACKS BY: NUMBER-YARDS	1-8

VANDERBILT**S. CAROLINA**

FIRST DOWNS	26
RUSHES-YARDS (NET)	37-212
PASSING YDS (NET)	174
PASSES ATT-COMP-INT	29-19-0
TOTAL OFFENSE PLAYS-YARDS	66-386
FUMBLE RETURNS-YARDS	0-0
PUNT RETURNS-YARDS	1-23
INTERCEPTION RETURNS-YARDS	1-10
PUNTS (NUMBER-AVG)	3-48.0
FUMBLES-LOST	0-0
PENALTIES-YARDS	7-50
POSSESSION TIME	30:36
THIRD-DOWN CONVERSIONS	7 OF 14
FOURTH-DOWN CONVERSIONS	0 OF 0
RED-ZONE SCORES-CHANCES	3-3
SACKS BY: NUMBER-YARDS	0-0

RUSHING: VANDY-Rivers 11-41; Webb 6-31; Sherfield 1-19; Lipscomb 1-11; Tennyson 1-11; Blasingame 2-7; TEAM 1-(-13). SC-Turner 15-121; Bentley 6-47; Denson 4-25; Williams 8-13; Hurst 1-6; Edwards 1-5; TEAM 2-(-5).

PASSING: VANDY-Shurmur 27-49-1-333. SC-Bentley 19-29-0-174.

RECEIVING: VANDY-Duncan 8-80; Lipscomb 7-128; Sherfield 4-59; Scott 4-32; Webb 1-13; Marcus 1-9; Blasingame 1-9; Pinkney 1-3. SC-S. Smith 5-76; Hurst 4-31; Turner 4-24; O. Smith 3-35; Edwards 2-15; Williams 1-(-7).