



# CRIMSON TIDE

BASKETBALL

19 NCAA Appearances » 13 Combined SEC Titles » 2nd in SEC History in Total League Wins » 2nd In SEC History in Winning Percentage

## A GAME 14 V

### ALABAMA VS VANDERBILT

JANUARY 2, 2018 / 6 P.M. CT / NASHVILLE, TENN.

MEMORIAL GYMNASIUM (14,316)

TV: SEC NETWORK

(Play-By-Play: Dave Neal, Analyst: Daymeon Fishback)

RADIO: CRIMSON TIDE SPORTS NETWORK | SIRIUS/XM

(Play-By-Play: Chris Stewart, Analyst: Bryan Passink) | Sirius/XM Channels 145/380

#### CRIMSON TIDE

Record .....	9-4
SEC Record .....	1-0
Leading Scorer .....	Collin Sexton (20.1)
Leading Rebounder .....	Donta Hall (7.4)
Leader in Assists .....	Collin Sexton (3.3)
Head Coach .....	Avery Johnson
Record at Alabama (Years) .....	46-34 (3rd)
Career Record (Years) .....	300-220 (10)

#### COMMODORES

Record .....	5-8
SEC Record .....	0-1
Leading Scorer .....	Jeff Roberson (14.7)
Leading Rebounder .....	Jeff Roberson (8.2)
Leader in Assists .....	Saben Lee (2.5)
Head Coach .....	Bryce Drew
Record at Vanderbilt (Years) .....	24-24 (2nd)
Career Record (Years) .....	148-73 (7th)

#### NUGGETS YOU NEED TO KNOW

- Alabama begins a stretch playing three of its next four games away from Tuscaloosa with tonight's game at Vanderbilt. It will mark the only meeting this season between the two teams.
- The Tide has only won at Vanderbilt just one time since 1990 (58-54 on Feb. 2, 2013), going 1-13 in its last 14 games in Memorial Gym.
- The 79-57 victory over then-No. 5 Texas A&M on Saturday night was the largest margin of victory over an AP Top-10 team in program history. The previous mark was a 94-73 win over then-No. 10 Kentucky on Dec. 29, 1982.
- Alabama will remain on the road when it travels to Athens, Ga., to take on the Georgia Bulldogs on Jan. 6. That contest will tip at 11 a.m. CT and will be televised on SEC Network.
- According to ESPN.com, the Tide comes into Tuesday's contest with the No. 30 RPI in the country and the No. 6-ranked strength of schedule – the highest in the SEC (as of 12/31).
- Alabama will remain on the road when it travels to Athens, Ga., to take on the Georgia Bulldogs on Jan. 6. That contest will tip at 11 a.m. CT and will be televised on SEC Network.

#### SOCIAL MEDIA:



Follow us on Twitter and Instagram @AlabamaMBB



Like us on Facebook at AlabamaMBB

Follow ALABAMA MEN'S BASKETBALL on the social media sites listed for up-to-date news, exclusive content and more.




## 2017-18 SCHEDULE

Opponent	TV	Time (CT)/Result
<b>NOVEMBER</b>		
6 UAH (EXH.)	SECN+	W, 74-65
10 vs. Memphis <sup>1</sup>	CBS Sports Network	W, 82-70
14 LIPSCOMB	SEC Network	W, 86-64
17 ALABAMA A&M <sup>2</sup>	SECN+	W, 104-67
21 RV UT ARLINGTON <sup>2</sup>	SEC Network	W, 77-76
24 vs. BYU <sup>3</sup>	Stadium	W, 72-59
25 vs. No. 14 Minnesota <sup>3</sup>	Stadium	L, 84-89
29 LOUISIANA TECH	SECN+	W, 77-74
<b>DECEMBER</b>		
3 RV UCF	ESPNU	L, 62-65
6 RV RHODE ISLAND	SECN+	W, 68-64
9 at RV Arizona	ESPN2	L, 82-88
19 vs. Mercer <sup>4</sup>	SEC Network	W, 80-79
22 RV TEXAS <sup>5</sup>	ESPN2	L, 50-66
30 No. 5 TEXAS A&M*	ESPN2	W, 79-57
<b>JANUARY</b>		
2 at Vanderbilt*	SEC Network	6 p.m.
6 at Georgia*	SEC Network	11 a.m.
9 SOUTH CAROLINA*	SEC Network	6 p.m.
13 at LSU*	SEC Network	7:30 p.m.
17 AUBURN*	SEC Network	6 p.m.
20 MISSISSIPPI STATE*	SEC Network	7:30 p.m.
23 at Ole Miss*	SEC Network	7:30 p.m.
27 OKLAHOMA <sup>6</sup>	ESPN	1:15 p.m.
31 MISSOURI*	ESPN2	8 p.m.
<b>FEBRUARY</b>		
3 at Florida*	ESPN/ESPN2	3 p.m.
6 at Mississippi State*	SEC Network	6 p.m.
10 TENNESSEE*	SEC Network	5 p.m.
13 LSU*	SEC Network	8 p.m.
17 at Kentucky*	CBS	1 p.m.
21 at Auburn*	SEC Network	7:30 p.m.
24 ARKANSAS*	SEC Network	5 p.m.
27 FLORIDA*	ESPN/ESPN2	6 p.m.
<b>MARCH</b>		
3 at Texas A&M*	ESPN/ESPN2	1 p.m.
7-11 at SEC Tournament <sup>7</sup>	TBA	TBA

- 1 Veterans Classic (Annapolis, Md.)
- 2 Barclays Classic (Tuscaloosa, Ala.)
- 3 Barclays Classic (Brooklyn, N.Y.)
- 4 Rocket City Classic (Huntsville, Ala.)
- 5 Vulcan Classic (Birmingham, Ala.)
- 6 Big 12/SEC Challenge
- 7 Southeastern Conference Tournament (Greenville, S.C.)

\* Southeastern Conference game  
**BOLD** indicates home game  
Rankings listed are AP/Coaches

2017-18 OVERALL • 9-4 / SEC • 1-0 / LAST 10 • 6-4 / HOME • 6-2 / AWAY • 0-1 / NEUTRAL • 3-1  
 PREVIOUS GAME'S STARTERS HIGHLIGHTED IN SHADED BOX

<b>0</b>		<b>DONTA HALL</b> F • 6-9 • 232 • Jr. • Luverne, Ala.	<table border="1"> <thead> <tr> <th>PPG</th> <th>RPG</th> <th>APG</th> <th>SPG</th> <th>BPG</th> <th>MPG</th> </tr> </thead> <tbody> <tr> <td>11.5</td> <td>7.4</td> <td>0.8</td> <td>0.5</td> <td>2.6</td> <td>24.2</td> </tr> </tbody> </table>	PPG	RPG	APG	SPG	BPG	MPG	11.5	7.4	0.8	0.5	2.6	24.2	<p><b>LAST GAME:</b> 17 pts, 6 rebs, 2 blks vs. Texas A&amp;M</p> <p><b>NOTE:</b> Leads team in FG% (.749), rebounds &amp; blocks, 3rd in scoring ... 2nd in SEC &amp; 23rd nationally in blocks per game ... went 9-9 for a career-high 20 pts vs. UCF ... three double-doubles this season, which ranks 4th in SEC.</p>	<b>SEASON HIGHS</b>	<p><b>Pts:</b> 20 vs. UCF, 12/3/17</p> <p><b>Rebs:</b> 14 vs. Rhode Island, 12/6/17</p> <p><b>Asts:</b> 3 2x, last vs. Lipscomb, 11/14/17</p> <p><b>Blks:</b> 5 vs. Memphis, 11/10/17</p>
PPG	RPG	APG	SPG	BPG	MPG													
11.5	7.4	0.8	0.5	2.6	24.2													
<b>1</b>		<b>RILEY NORRIS</b> G/F • 6-7 • 210 • Sr. • Albertville, Ala.	<table border="1"> <thead> <tr> <th>PPG</th> <th>RPG</th> <th>APG</th> <th>SPG</th> <th>BPG</th> <th>MPG</th> </tr> </thead> <tbody> <tr> <td>4.8</td> <td>2.4</td> <td>0.7</td> <td>0.4</td> <td>0.0</td> <td>18.4</td> </tr> </tbody> </table>	PPG	RPG	APG	SPG	BPG	MPG	4.8	2.4	0.7	0.4	0.0	18.4	<p><b>LAST GAME:</b> DNP vs. Texas A&amp;M</p> <p><b>NOTE:</b> Ruled out for season on Dec. 29 with hip injury after playing in nine games on the year ... scored a season high 13 pts vs. Minnesota ... has five career double-doubles ... team's most experienced player (110 career games).</p>	<b>SEASON HIGHS</b>	<p><b>Pts:</b> 13 vs. Minnesota, 11/25/17</p> <p><b>Rebs:</b> 4 vs. LA Tech, 11/29/17</p> <p><b>Asts:</b> 1, 6x last vs. Arizona, 12/9/17</p> <p><b>Stls:</b> 1, 5x last vs. Texas, 12/22/17</p>
PPG	RPG	APG	SPG	BPG	MPG													
4.8	2.4	0.7	0.4	0.0	18.4													
<b>2</b>		<b>COLLIN SEXTON</b> G • 6-3 • 190 • Fr. • Mableton, Ga.	<table border="1"> <thead> <tr> <th>PPG</th> <th>RPG</th> <th>APG</th> <th>SPG</th> <th>BPG</th> <th>MPG</th> </tr> </thead> <tbody> <tr> <td>20.1</td> <td>3.6</td> <td>3.3</td> <td>1.3</td> <td>0.0</td> <td>29.5</td> </tr> </tbody> </table>	PPG	RPG	APG	SPG	BPG	MPG	20.1	3.6	3.3	1.3	0.0	29.5	<p><b>LAST GAME:</b> 16 pts, 3 rebs, 2 asts, 1 stl vs. Texas A&amp;M</p> <p><b>NOTE:</b> UA freshman scoring record with 40 pts vs. Minnesota ... SEC Freshman of the Week (11/27) ... leads the SEC in ppg, Fts made (86) &amp; attempted (109) ... Watch List for Wooden Trophy, Oscar Robertson Trophy &amp; Cousy Awards.</p>	<b>SEASON HIGHS</b>	<p><b>Pts:</b> 40 vs. Minnesota, 11/25/17</p> <p><b>Rebs:</b> 7 vs. BYU, 11/24/17</p> <p><b>Asts:</b> 5, 3x, last vs. Minnesota, 11/25/17</p> <p><b>Stls:</b> 3, 2x last vs. Texas, 12/22/17</p>
PPG	RPG	APG	SPG	BPG	MPG													
20.1	3.6	3.3	1.3	0.0	29.5													
<b>3</b>		<b>ALEX REESE</b> F • 6-9 • 250 • Fr. • Pelham, Ala.	<table border="1"> <thead> <tr> <th>PPG</th> <th>RPG</th> <th>APG</th> <th>SPG</th> <th>BPG</th> <th>MPG</th> </tr> </thead> <tbody> <tr> <td>3.5</td> <td>3.4</td> <td>0.4</td> <td>0.5</td> <td>0.3</td> <td>12.5</td> </tr> </tbody> </table>	PPG	RPG	APG	SPG	BPG	MPG	3.5	3.4	0.4	0.5	0.3	12.5	<p><b>LAST GAME:</b> 1 reb vs. Texas A&amp;M</p> <p><b>NOTE:</b> Season-high 10 points in 18 mins vs. Mercer ... fourth on team in rebounding ... No. 2 prospect in Alabama by ESPN.com ... named the AHSAA 6A State Player of the Year as a senior ... averaged 20 pts &amp; 10 rebs in 2017.</p>	<b>SEASON HIGHS</b>	<p><b>Pts:</b> 10 vs. Mercer, 12/19/17</p> <p><b>Rebs:</b> 9, 2x last vs. Lipscomb, 11/14/17</p> <p><b>Asts:</b> 3 vs. Memphis, 11/10/17</p> <p><b>Stls:</b> 4 vs. Memphis, 11/10/17</p>
PPG	RPG	APG	SPG	BPG	MPG													
3.5	3.4	0.4	0.5	0.3	12.5													
<b>4</b>		<b>DANIEL GIDDENS</b> F/C • 6-11 • 247 • So. • Mableton, Ga.	<table border="1"> <thead> <tr> <th>PPG</th> <th>RPG</th> <th>APG</th> <th>SPG</th> <th>BPG</th> <th>MPG</th> </tr> </thead> <tbody> <tr> <td>4.4</td> <td>2.8</td> <td>0.2</td> <td>0.2</td> <td>1.5</td> <td>13.1</td> </tr> </tbody> </table>	PPG	RPG	APG	SPG	BPG	MPG	4.4	2.8	0.2	0.2	1.5	13.1	<p><b>LAST GAME:</b> 2 pts, 2 rebs, 2 blks vs. Texas A&amp;M</p> <p><b>NOTE:</b> Season highs 12 pts &amp; 6 rebs vs. Rhode Island ... career high four blocks vs. UCF ... second on team and 11th in SEC in blocks per game ... sat out last year after transferring from Ohio State.</p>	<b>SEASON HIGHS</b>	<p><b>Pts:</b> 12 vs. Rhode Island, 12/6/17</p> <p><b>Rebs:</b> 6, 25x last vs. Texas, 12/22/17</p> <p><b>Asts:</b> 1 3x last vs. Minnesota, 11/25/17</p> <p><b>Blks:</b> 4 vs. UCF, 12/3/17</p>
PPG	RPG	APG	SPG	BPG	MPG													
4.4	2.8	0.2	0.2	1.5	13.1													
<b>5</b>		<b>AVERY JOHNSON JR.</b> G • 5-11 • 187 • Jr. • Houston, Texas	<table border="1"> <thead> <tr> <th>PPG</th> <th>RPG</th> <th>APG</th> <th>SPG</th> <th>BPG</th> <th>MPG</th> </tr> </thead> <tbody> <tr> <td>3.8</td> <td>1.2</td> <td>0.7</td> <td>0.6</td> <td>0.0</td> <td>13.2</td> </tr> </tbody> </table>	PPG	RPG	APG	SPG	BPG	MPG	3.8	1.2	0.7	0.6	0.0	13.2	<p><b>LAST GAME:</b> 2 pts, 3 rebs, 1 stl vs. Texas A&amp;M</p> <p><b>NOTE:</b> Season high 13 pts vs. Memphis. 2016-17: Ranked 5th in scoring &amp; 3FG% ... had career-highs of 23 pts in the 4OT win at USC ... had 17 pts vs. Clemson ... had 13 pts, career-best 6 asts &amp; 3 stls vs. Ball State.</p>	<b>SEASON HIGHS</b>	<p><b>Pts:</b> 13 vs. Memphis, 11/10/17</p> <p><b>Rebs:</b> 4 vs. Alabama A&amp;M, 11/17/17</p> <p><b>Asts:</b> 5 vs. Alabama A&amp;M, 11/17/17</p> <p><b>Stls:</b> 3 vs. Lipscomb, 11/14/17</p>
PPG	RPG	APG	SPG	BPG	MPG													
3.8	1.2	0.7	0.6	0.0	13.2													
<b>10</b>		<b>HERBERT JONES</b> G • 6-7 • 200 • Fr. • Greensboro, Ala.	<table border="1"> <thead> <tr> <th>PPG</th> <th>RPG</th> <th>APG</th> <th>SPG</th> <th>BPG</th> <th>MPG</th> </tr> </thead> <tbody> <tr> <td>4.3</td> <td>3.7</td> <td>1.7</td> <td>1.3</td> <td>0.4</td> <td>20.6</td> </tr> </tbody> </table>	PPG	RPG	APG	SPG	BPG	MPG	4.3	3.7	1.7	1.3	0.4	20.6	<p><b>LAST GAME:</b> 4 pts, 9 rebs, 2 asts, 1 blk vs. Texas A&amp;M</p> <p><b>NOTE:</b> Leads team in charges drawn (14) &amp; steals, 4th in rpg ... ranked No. 71 prospect in the country (Rivals.com) ... three-time first-team all-state &amp; 4A Player of the Year ... led team to 2017 state title &amp; was named tournament MVP.</p>	<b>SEASON HIGHS</b>	<p><b>Pts:</b> 12 vs. Memphis, 11/10/17</p> <p><b>Rebs:</b> 9 2x last vs. Texas A&amp;M, 12/30/17</p> <p><b>Asts:</b> 4 vs. UCF, 12/3/17</p> <p><b>Stls:</b> 5 vs. UCF, 12/3/17</p>
PPG	RPG	APG	SPG	BPG	MPG													
4.3	3.7	1.7	1.3	0.4	20.6													
<b>12</b>		<b>DAZON INGRAM</b> G • 6-5 • 207 • So. • Theodore, Ala.	<table border="1"> <thead> <tr> <th>PPG</th> <th>RPG</th> <th>APG</th> <th>SPG</th> <th>BPG</th> <th>MPG</th> </tr> </thead> <tbody> <tr> <td>11.3</td> <td>6.6</td> <td>3.1</td> <td>1.0</td> <td>0.3</td> <td>30.5</td> </tr> </tbody> </table>	PPG	RPG	APG	SPG	BPG	MPG	11.3	6.6	3.1	1.0	0.3	30.5	<p><b>LAST GAME:</b> 16 pts, 6 rebs, 3 asts, 3 stls vs. Texas A&amp;M</p> <p><b>NOTE:</b> Second in apg &amp; rpg, 4th in ppg ... leads SEC in defensive rebs a game (5.69) ... matched career high with 22 pts vs. LA Tech ... scored 20 pts with 5 rebs &amp; 5 asts vs. Memphis ... has nine double-figure scoring games.</p>	<b>SEASON HIGHS</b>	<p><b>Pts:</b> 22 vs. LA Tech, 11/29/17</p> <p><b>Rebs:</b> 14 vs. Rhode Island, 12/6/17</p> <p><b>Asts:</b> 5, 2x last vs. Lipscomb, 11/14/17</p> <p><b>Stls:</b> 3 vs. Texas A&amp;M, 12/30/17</p>
PPG	RPG	APG	SPG	BPG	MPG													
11.3	6.6	3.1	1.0	0.3	30.5													
<b>15</b>		<b>TYLER BARNES</b> F • 6-8 • 205 • Fr. • Louisville, Ky.	<table border="1"> <thead> <tr> <th>PPG</th> <th>RPG</th> <th>APG</th> <th>SPG</th> <th>BPG</th> <th>MPG</th> </tr> </thead> <tbody> <tr> <td>0.0</td> <td>0.0</td> <td>0.0</td> <td>0.0</td> <td>0.0</td> <td>1.0</td> </tr> </tbody> </table>	PPG	RPG	APG	SPG	BPG	MPG	0.0	0.0	0.0	0.0	0.0	1.0	<p><b>LAST GAME:</b> 1 min vs. Texas A&amp;M</p> <p><b>NOTE:</b> Became eligible to suit up for the Crimson Tide prior to the Rhode Island game (12/6) ... saw his first collegiate action vs. Texas A&amp;M ... joined the team as a practice player through walk-on tryouts ... attended St. Xavier HS.</p>	<b>SEASON HIGHS</b>	<p><b>Pts:</b> NA</p> <p><b>Rebs:</b> NA</p> <p><b>Asts:</b> NA</p> <p><b>Stls:</b> NA</p>
PPG	RPG	APG	SPG	BPG	MPG													
0.0	0.0	0.0	0.0	0.0	1.0													
<b>22</b>		<b>AR'MOND DAVIS</b> G • 6-6 • 202 • Sr. • Tacoma, Wash.	<table border="1"> <thead> <tr> <th>PPG</th> <th>RPG</th> <th>APG</th> <th>SPG</th> <th>BPG</th> <th>MPG</th> </tr> </thead> <tbody> <tr> <td>-</td> <td>-</td> <td>-</td> <td>-</td> <td>-</td> <td>-</td> </tr> </tbody> </table>	PPG	RPG	APG	SPG	BPG	MPG	-	-	-	-	-	-	<p><b>LAST GAME:</b> DNP vs. Texas A&amp;M</p> <p><b>NOTE:</b> Has not seen any action. 2016-17: Played in 32 contests and averaged 6.9 ppg ... ranked fourth in made threes (32) &amp; third in threes attempted (129) ... finished with 10 double-figure scoring contests on the season.</p>	<b>SEASON HIGHS</b>	<p><b>Pts:</b> NA</p> <p><b>Rebs:</b> NA</p> <p><b>Asts:</b> NA</p> <p><b>Stls:</b> NA</p>
PPG	RPG	APG	SPG	BPG	MPG													
-	-	-	-	-	-													
<b>23</b>		<b>JOHN PETTY</b> G • 6-5 • 195 • Fr. • Huntsville, Ala.	<table border="1"> <thead> <tr> <th>PPG</th> <th>RPG</th> <th>APG</th> <th>SPG</th> <th>BPG</th> <th>MPG</th> </tr> </thead> <tbody> <tr> <td>13.3</td> <td>2.6</td> <td>2.2</td> <td>0.5</td> <td>0.4</td> <td>30.0</td> </tr> </tbody> </table>	PPG	RPG	APG	SPG	BPG	MPG	13.3	2.6	2.2	0.5	0.4	30.0	<p><b>LAST GAME:</b> 18pts, 4 rebs, 3 asts vs. Texas A&amp;M</p> <p><b>NOTE:</b> Scored 30 pts on a school record 10 treys (T4th most in a game in SEC history) vs. Alabama A&amp;M ... 2nd leading scorer ... ranks among SEC's top 3-pt shooters ... named SEC Freshman of the Week (11/20) ... Mr. Basketball in Alabama in 2016 &amp; 2017.</p>	<b>SEASON HIGHS</b>	<p><b>Pts:</b> 30 vs. Alabama A&amp;M, 11/17/17</p> <p><b>Rebs:</b> 6 vs. Lipscomb, 11/14/17</p> <p><b>Asts:</b> 4 2x last vs. Rhode Island, 12/6/17</p> <p><b>Stls:</b> 2 vs. BYU, 11/24-17</p>
PPG	RPG	APG	SPG	BPG	MPG													
13.3	2.6	2.2	0.5	0.4	30.0													
<b>24</b>		<b>LAWSON SCHAFFER</b> G • 5-11 • 168 • Jr. • Cullman, Ala.	<table border="1"> <thead> <tr> <th>PPG</th> <th>RPG</th> <th>APG</th> <th>SPG</th> <th>BPG</th> <th>MPG</th> </tr> </thead> <tbody> <tr> <td>2.0</td> <td>0.0</td> <td>1.8</td> <td>0.5</td> <td>0.0</td> <td>6.0</td> </tr> </tbody> </table>	PPG	RPG	APG	SPG	BPG	MPG	2.0	0.0	1.8	0.5	0.0	6.0	<p><b>LAST GAME:</b> 1 ast vs Texas A&amp;M</p> <p><b>NOTE:</b> A preferred walk-on ... Played career-best 11 mins and tied career high with 5 pts vs Memphis. 2016-17: Career-high 5 pts vs. Mississippi State in SEC Tourney ... went 4-of-8 on the year from behind the arc.</p>	<b>SEASON HIGHS</b>	<p><b>Pts:</b> 5 vs. Memphis, 11/10/17</p> <p><b>Rebs:</b> NA</p> <p><b>Asts:</b> 4 vs. Alabama A&amp;M, 11/17/17</p> <p><b>Stls:</b> 1 2x last vs. Lipscomb, 11/14/17</p>
PPG	RPG	APG	SPG	BPG	MPG													
2.0	0.0	1.8	0.5	0.0	6.0													
<b>25</b>		<b>BRAXTON KEY</b> F • 6-8 • 225 • So. • Charlotte, N.C.	<table border="1"> <thead> <tr> <th>PPG</th> <th>RPG</th> <th>APG</th> <th>SPG</th> <th>BPG</th> <th>MPG</th> </tr> </thead> <tbody> <tr> <td>1.3</td> <td>4.7</td> <td>1.7</td> <td>1.3</td> <td>0.3</td> <td>20.7</td> </tr> </tbody> </table>	PPG	RPG	APG	SPG	BPG	MPG	1.3	4.7	1.7	1.3	0.3	20.7	<p><b>LAST GAME:</b> 2 pts, 6 rebs, 2 asts, 2 stls vs. Texas A&amp;M</p> <p><b>NOTE:</b> Missed first 10 gms with knee injury ... first action of year came vs. Mercer. 2016-17: Named to the SEC All-Freshman Team ... led squad in scoring, FGs made (139), FG attempted (321) &amp; double-figure scoring gms (20).</p>	<b>SEASON HIGHS</b>	<p><b>Pts:</b> 2 2x, last vs. Texas A&amp;M, 12/30/17</p> <p><b>Rebs:</b> 6 vs. Texas A&amp;M, 12/30/17</p> <p><b>Asts:</b> 2 2x, last vs. Texas A&amp;M, 12/30/17</p> <p><b>Stls:</b> 2 2x, last vs. Texas A&amp;M, 12/30/17</p>
PPG	RPG	APG	SPG	BPG	MPG													
1.3	4.7	1.7	1.3	0.3	20.7													
<b>30</b>		<b>GALVIN SMITH</b> F • 6-9 • 235 • Fr. • Clinton, Miss.	<table border="1"> <thead> <tr> <th>PPG</th> <th>RPG</th> <th>APG</th> <th>SPG</th> <th>BPG</th> <th>MPG</th> </tr> </thead> <tbody> <tr> <td>2.7</td> <td>2.1</td> <td>0.1</td> <td>0.1</td> <td>0.8</td> <td>9.6</td> </tr> </tbody> </table>	PPG	RPG	APG	SPG	BPG	MPG	2.7	2.1	0.1	0.1	0.8	9.6	<p><b>LAST GAME:</b> 2 pts, 1 reb, 2 blks vs. Texas A&amp;M</p> <p><b>NOTE:</b> Had season highs of 10 pts, 8 rebs, 3 blks &amp; 26 mins vs. Minnesota ... ranked as the top big man &amp; No. 2 overall player in Mississippi (247Sports.com) ... selected to play in the 2017 Alabama-Mississippi All-Star Game.</p>	<b>SEASON HIGHS</b>	<p><b>Pts:</b> 10 vs. Minnesota, 11/25/17</p> <p><b>Rebs:</b> 8 vs. Minnesota, 11/25/17</p> <p><b>Asts:</b> 1 vs. Alabama A&amp;M, 11/17/17</p> <p><b>Blks:</b> 3 vs. Minnesota, 11/25/17</p>
PPG	RPG	APG	SPG	BPG	MPG													
2.7	2.1	0.1	0.1	0.8	9.6													

ALABAMA	VS.	VANDERBILT
<b>2017-18</b>	<b>Season</b>	<b>2017-18</b>
9-4	<b>Overall</b>	5-8
1-0	<b>Conference</b>	0-1
6-4	<b>Last 10</b>	3-7
3-2	<b>Last 5</b>	2-3
77.1	<b>PPG</b>	71.5
70.6	<b>OPP PPG</b>	69.2
+6.5	<b>Margin</b>	+2.2
.471	<b>FG%</b>	.412
.412	<b>FG% DEF</b>	.423
.343	<b>3PT%</b>	.325
.313	<b>3PT% DEF</b>	.313
.673	<b>FT%</b>	.737
37.9	<b>RPG</b>	37.2
36.8	<b>OPP RPG</b>	34.0
+1.1	<b>Margin</b>	+3.2
13.5	<b>APG</b>	12.7
14.0	<b>TOs PG</b>	12.4
6.2	<b>BPG</b>	3.7
6.5	<b>SPG</b>	5.0

### SERIES HISTORY

Overall Series Record.....	Alabama leads, 69-68
Last Five Contests.....	Alabama leads, 3-2
Last 10 Contests.....	Series tied, 5-5
At Vanderbilt.....	21-43 (streak: lost 1)
At Alabama.....	44-19 (streak: won 1)
At Coleman Coliseum.....	25-12
Neutral Site.....	4-5
Series Streak.....	Alabama won 1
Last Meeting.....	Jan. 7, 2017 in Tuscaloosa, Ala. (Alabama 59, Vanderbilt 56)

### ABOUT VANDERBILT

• This is the 114th year of Vanderbilt basketball, with the first season taking place in 1900-01. There were no teams in 1904-05 and 1905-06. The Commodores have been to 14 NCAA Tournaments and 12 NIT's. Vanderbilt advanced to the Elite 8 in 1965 (field of 23), and the Sweet 16 in 1988, 1993, 2004, and 2007. The Commodores are in their 84th season of SEC basketball – Vanderbilt is one of the founding members of the Southeastern Conference.

• Head Coach Bryce Drew officially became the 27th head coach in Vanderbilt history on April 6, 2015. Now in his second season, Drew led the Commodores to the NCAA Tournament in his first season in Nashville, marking the first time in the history of the program a first-year Vanderbilt coach led his team to the tournament. Drew owns a record of 24-24 (.500) at Vandy and a 148-73 (.670) in seven seasons as a head coach.

• Vanderbilt enters its home league opener coming of an 81-74 defeat at Florida on Saturday. The loss dropped the Commodores to 5-8 on the season and 0-1 in league play.

• As a team, Vandy is shooting 41.2 percent from the field and 32.5 percent from beyond the arc, while owning a +3.2 advantage on the glass (37.2-34.0). Defensively, the Commodores are allowing opponents to shoot 42.3 percent from the floor and 31.3 percent from deep. Despite being three games under .500 on the year, Vanderbilt is outscoring the opposition by 2.3 points per game (71.5-69.2).

• Individually, senior Jeff Roberson enters Tuesday's contest leading the Commodores on both scoring (14.7 ppg) and rebounding (8.2 rpg). Senior guards Matthew Fisher-Davis (12.4 ppg) and Riley LaChance (11.6 ppg) are both averaging double figures as well. Freshman Saben Lee tops the squad with 2.5 assists per game.

### ASSOCIATED PRESS POLL

WEEK 8 (DEC. 25)	2017-18	Points	
Rank	Team (FPV)	Record	
1	Villanova (43)	12-0	1,600
2	Michigan State (16)	12-1	1,560
3	Arizona State (6)	12-0	1,481
4	Duke	12-1	1,435
<b>5</b>	<b>Texas A&amp;M</b>	<b>11-1</b>	<b>1,309</b>
6	Xavier	12-1	1,242
7	West Virginia	11-1	1,226
8	Wichita State	10-2	992
9	Virginia	11-1	969
10	TCU	12-0	923
11	Kansas	10-2	920
<b>12</b>	<b>Oklahoma</b>	<b>10-1</b>	<b>901</b>
13	North Carolina	11-2	891
14	Purdue	12-2	839
15	Miami	10-1	827
<b>16</b>	<b>Kentucky</b>	<b>9-2</b>	<b>735</b>
<b>17</b>	<b>Arizona</b>	<b>10-3</b>	<b>511</b>
18	Baylor	10-2	437
<b>19</b>	<b>Tennessee</b>	<b>9-2</b>	<b>405</b>
20	Gonzaga	10-3	382
21	Cincinnati	11-2	377
22	Texas Tech	11-1	351
23	Seton Hall	11-2	227
24	Florida State	11-1	169
25	Creighton	10-2	143

Others receiving votes: **Arkansas 85**, Clemson 55, Notre Dame 40, Louisville 26, **Texas 21**, UCLA 12, Oklahoma State 8, SMU 5, St. Bonaventure 5, **Auburn 5**, New Mexico State 4, **Rhode Island 2**, Nevada 1, Stephen F. Austin 1, **Florida 1**, Michigan 1, **Minnesota 1**.

### USA TODAY/COACHES POLL

WEEK 8 (DEC. 25)	2017-18	Points	
Rank	Team (FPV)	Record	
1	Villanova (27)	12-0	795
2	Michigan State (5)	12-1	769
3	Duke	12-1	712
4	Arizona State	12-0	708
5	Xavier	12-1	635
<b>6</b>	<b>Texas A&amp;M</b>	<b>11-1</b>	<b>599</b>
7	West Virginia	11-1	581
8	TCU	12-0	518
9	Virginia	11-1	496
10	Wichita State	10-2	478
11	Kansas	10-2	455
<b>12</b>	<b>Oklahoma</b>	<b>10-1</b>	<b>421</b>
13	Purdue	12-2	410
14	North Carolina	11-2	385
<b>15</b>	<b>Kentucky</b>	<b>9-2</b>	<b>375</b>
16	Miami	11-1	328
17	Baylor	10-2	233
<b>18</b>	<b>Arizona</b>	<b>10-3</b>	<b>226</b>
19	Gonzaga	10-3	196
<b>20</b>	<b>Tennessee</b>	<b>9-2</b>	<b>195</b>
21	Texas Tech	11-1	194
22	Cincinnati	11-2	159
23	Creighton	10-2	123
24	Seton Hall	11-2	122
25	Florida State	11-1	90

Others receiving votes: Clemson 45, Louisville 27, Virginia Tech 22, Notre Dame 18, **Arkansas 18**, **Texas 17**, UCLA 12, Saint Mary's 11, Michigan 5, Syracuse 4, Boise State 3, **Rhode Island 3**, Stephen F. Austin 2, **Missouri 2**, Oklahoma State 2, St. Bonaventure 2, **Mississippi State 1**, New Mexico State 1, **Auburn 1**, **Florida 1**.  
**2017-18 Opponents in BOLD**

### ALABAMA IN THE POLLS WEEK-BY-WEEK

WEEK	AP/USA TODAY	WEEK	AP/USA TODAY
PRE	RV/25	8	NR/NR
2	RV/25		
3	25/RV		
4	24/RV		
5	RV/RV		
6	RV/RV		
7	RV/RV		

**LAST TIME OUT: ALABAMA 79, NO. 5 TEXAS A&M 57 - TUSCALOOSA, ALA.**

Official Basketball Box Score -- Game Totals -- Final Statistics  
**Texas A&M vs Alabama**  
 12/30/17 5 p.m. CT at Tuscaloosa, Ala. (Coleman Coliseum)

**Texas A&M 57 • 11-2, 0-1**

##	Player	Total			3-Ptr			Rebounds			PF	TP	A	TO	Blk	Stl	Min
		FG	FGA	FT	FTA	FG	FGA	FT	FTA	Off							
05	Savion Flagg	f	2-7	0-3	0-0	3	6	9	4	4	1	0	0	0	0	28	
34	Tyler Davis	f	6-12	1-1	1-1	3	3	6	4	14	1	3	0	0	0	29	
10	Tonny Trocha-Morelos	c	2-7	1-4	2-4	4	2	6	2	7	1	1	0	1	25		
00	Jay Jay Chandler	g	2-8	0-4	2-3	0	1	1	2	6	3	2	0	0	23		
13	Duane Wilson	g	3-11	0-3	3-3	0	1	1	1	9	3	1	0	1	32		
02	T.J. Starks		1-10	0-3	0-0	1	2	3	3	2	0	1	0	2	20		
04	J.J. Caldwell		0-3	0-1	1-2	2	4	2	1	0	2	0	1	16			
12	Chris Collins		0-1	0-1	0-0	0	0	0	0	0	0	0	0	1	4		
15	Isiah Jasey		0-0	0-0	0-0	0	0	0	0	0	0	0	0	0	2		
44	Robert Williams		5-10	0-0	4-7	5	3	8	1	14	0	2	2	1	21		
Team						2			3			5					
Totals			21-69	2-20	13-20	20	23	43	19	57	9	12	2	7	200		

FG % 1st Half: 11-37 29.7% 2nd half: 10-32 31.3% Game: 21-69 30.4%  
 3FG % 1st Half: 0-10 0.0% 2nd half: 2-10 20.0% Game: 2-20 10.0%  
 FT % 1st Half: 6-7 85.7% 2nd half: 7-13 53.8% Game: 13-20 65.0%

Deadball Rebounds 3

**Alabama 79 • 9-4, 1-0**

##	Player	Total			3-Ptr			Rebounds			PF	TP	A	TO	Blk	Stl	Min
		FG	FGA	FT	FTA	FG	FGA	FT	FTA	Off							
00	Hall, Donta	f	7-8	0-0	3-3	2	4	6	3	17	1	2	2	0	28		
25	Key, Braxton	f	1-3	0-1	0-0	3	3	6	4	2	2	0	0	2	20		
02	Sexton, Collin	g	3-12	1-6	9-10	0	3	3	1	16	2	3	0	1	29		
12	Ingram, Dazon	g	5-12	1-6	5-6	0	6	6	3	16	3	3	0	3	30		
23	Petty, John	g	6-10	5-9	1-1	0	4	4	1	18	3	2	2	0	32		
03	Reese, Alex		0-0	0-0	0-0	0	1	1	1	0	0	0	0	3			
04	Giddens, Daniel		1-4	0-0	0-0	0	2	2	1	2	0	0	2	0	15		
05	Johnson Jr, Avery		0-3	0-1	2-2	1	2	3	2	2	0	1	0	1	12		
10	Jones, Herbert		2-3	0-0	0-2	2	6	8	2	4	2	1	1	0	21		
15	Barnes, Tyler		0-1	0-1	0-0	0	0	0	0	0	0	0	0	0	1		
24	Schaffer, Lawson		0-0	0-0	0-0	0	0	0	1	0	1	0	0	0	2		
30	Smith, Galin		1-2	0-0	0-0	1	0	1	1	2	0	0	2	0	7		
Team						1			1			2					
Totals			26-58	7-24	20-24	10	32	42	20	79	14	12	9	7	200		

FG % 1st Half: 12-32 37.5% 2nd half: 14-26 53.8% Game: 26-58 44.8%  
 3FG % 1st Half: 3-12 25.0% 2nd half: 4-12 33.3% Game: 7-24 29.2%  
 FT % 1st Half: 8-11 72.7% 2nd half: 12-13 92.3% Game: 20-24 83.3%

Deadball Rebounds 3

Officials: Don Daily, Chuck Jones, Todd Austin  
 Technical fouls: Texas A&M-None. Alabama-None.  
 Attendance: 14218

Score by periods	1st	2nd	Total
Texas A&M	28	29	57
Alabama	35	44	79

**TUSCALOOSA, Ala.** – The Alabama men’s basketball team began conference play in grand fashion, knocking off No. 5/6 Texas A&M, 79-57, in front of 14,218 fans in Coleman Coliseum. The victory marked the first time the Crimson Tide defeated an Associated Press top-5 opponent since March 20, 2004, when the Tide topped then-No. 1 Stanford, 70-67, in the NCAA tournament.

Alabama (9-4, 1-0 SEC) had four players reach double figures, including freshman John Petty’s 18 points, while freshman Collin Sexton (16), junior Donta Hall (17) and sophomore Dazon Ingram (16) all reached double digits in the victory.

“This was a solid performance for us overall, from start to finish,” head coach Avery Johnson said. “We had some moments where Texas A&M made a run, which a top-10 team in the country will do, but overall I thought we were very competitive, we were engaged, played with great energy, we fought through adversity, played with maturity and we got a win in front of an unbelievable crowd for a game during the holidays, so that was pretty neat.”

The Crimson Tide led wire-to-wire and got off to a hot start, using a 7-0 spurt from opening tip. Alabama eventually stretched its lead to 22-11 at the 11:43 mark, shooting 55 percent from the floor (6-of-11) while holding the Aggies to 27 percent from the field (4-of-15) to begin the game.

Texas A&M (11-2, 0-1) managed to cut the lead to 22-17, using a 6-0 run over the next 1:39. However, the Tide quickly regained its double-digit advantage, responding with a 6-0 run of its own. Despite not scoring a point over the final 4:09 of the half, Alabama was able to take a 35-28 lead into the locker room.

After the Aggies cut the deficit to five, 37-32, in the first minute to begin the second half, Alabama used an 8-0 run to build back its advantage, 45-32, with 17:48 left, and never looked back.

The Crimson Tide snatched the 66-50 lead, thanks to a 7-0 run over 1:34 with 7:29 play to take control of the contest and led by as many as 23 points before settling for the 22-point victory.

Alabama’s defense held the Aggies to just 30.0 percent shooting from the field and only 9.5 percent (2-of-21) from beyond the arc. Texas A&M entered the game as the league’s top rebounding team, but the Tide won the battle of the boards, 43-42. Alabama shot 45.6 percent from the field for the game and knocked down 20-of-24 (83.3 percent) from the charity stripe. The Tide finished the contest with nine blocks and seven steals in the contest.

**2017-18 TOP PERFORMANCES**

CATEGORY	ALABAMA	OPPONENTS
Points	40, Collin Sexton vs. Minnesota, 11/25/17	24, Kevin Hervey, UT Arlington, 11/21/17
Field Goals Made	12, Collin Sexton vs. Minnesota, 11/25/17	12, Deandre Ayton, Arizona, 12/9/17
Field Goal Attempts	22, Collin Sexton vs. Minnesota, 11/25/17	18, Deandre Ayton, Arizona, 12/9/17
3-Pointers Made	10, John Petty vs. Alabama A&M, 11/17/17	4, 2x, last by Ria’n Holland, Mercer, 12/19/17
3-Pointers Attempted	13, John Petty vs. Alabama A&M, 11/17/17	11, Jacobi Boykins, LA Tech, 11/29/17
Rebounds	14, Donta Hall vs. Rhode Island, 12/6/17	18, Deandre Ayton, Arizona, 12/9/17
Assists	6, Dazon Ingram at Arizona, 12/9/17	12, Erick Neal, UT Arlington, 11/21/17
Steals	5, Herbert Jones vs. UCF, 12/3/17	4, Jarvis Garrett and Stanford Robinson, Rhode Island, 12/6/17
Blocks	5, Donta Hall vs Memphis, 11/10/17	5, Mohamed Bamba, Texas, 12/22/17

# QUICK FACTS

## UNIVERSITY

**Location** ..... Tuscaloosa, Ala.  
**Founded** ..... April 12, 1831  
**Enrollment** ..... 38,563  
**Conference** ..... Southeastern  
**Colors** ..... Crimson and White  
**Nickname** ..... Crimson Tide  
**President** ..... Dr. Stuart Bell  
**Director of Athletics** ..... Greg Byrne

## FACULTY ATHLETICS

**Representative** ..... Dr. James King  
**Sport Administrator** ..... Jeff Purinton  
**Arena (Capacity)** ..... Coleman Coliseum (15,383)

## COACHING STAFF

**Head Coach** ..... Avery Johnson  
**Alma Mater** ..... Southern, 1988  
**Record at Alabama** ..... 46-34 (Third Season)  
**NBA Coaching Record** ..... 254-186 (Seven Seasons)  
**Overall Career Record** ..... 300-220 (10 Seasons)  
**Associate Head Coach** .. John Pelphrey (2nd Season)  
**Assistant Coach** ..... Antoine Pettway (10th Season)  
**Assistant Coach** ..... Yasir Rosemond (1st Season)  
**Director of Operations** ..... Colton Houston  
**Director of Player Development** ..... Blake Gray  
**Scouting and Recruiting Coordinator** ..... Alex Fain  
**Strength and Conditioning** ..... Lou DeNeeen  
**Athletic Trainer** ..... Clarke Holter

## TEAM INFORMATION

**2016-17 Record** ..... 19-15  
**2016-17 SEC Record/Finish** ..... 10-8/5th  
**2016-17 H/A/N Record** ..... 10-7/5-6/4-2  
**Starters Returning/Lost** ..... 4/1  
**Letterwinners Returning/Lost** ..... 7/5  
**Newcomers** ..... 6\*

*\*includes transfer who sat out last season*

## PROGRAM HISTORY

**All-Time Record** ..... 1,646-1,018-1 (.618)  
**SEC Record** ..... 776-596 (.565)  
**SEC Tournament Record** ..... 64-51 (.557)  
**SEC Championships** ..... 7  
**SEC Divisional Championships** ..... 3  
**NCAA Appearances** ..... 19  
**NIT Appearances** ..... 15

## ATHLETICS COMMUNICATIONS

**Men's Basketball Contact** ..... Aaron Jordan  
**Office** ..... 205-348-6084  
**Cell** ..... 205-913-1979  
**E-mail** ..... ajordan@ia.ua.edu  
**Fax** ..... 205-348-8841  
**Secondary Men's Basketball Contact** ..... Nia Barnes  
**Website** ..... www.RollTide.com  
**Mailing Address** ..... 1201 Coliseum Drive  
 Room 170  
 Tuscaloosa, AL 35487

# ALABAMA MEN'S BASKETBALL QUICK HITS

• Alabama is coming off an impressive 79-57 win over No. 5/6 Texas A&M on both team's SEC opener last Saturday night in Tuscaloosa. The Crimson Tide led wire-to-wire en route to defeating at top-five time for the first time since beating then-No. 1 Stanford, 70-67, on March 20, 2004 in the 2004 NCAA Tournament. It also marked the first time Alabama defeated a top-five team at home since captured a 62-58 win over then-No. 5 Kentucky.

• Head coach Avery Johnson won the 300th game of his 10-year career coaching with the win over Texas A&M. Johnson, who coached for seven-plus seasons in the NBA, racked up 254 wins in the league and 46 wins in just over two years at Alabama.

• Freshman John Petty led four Crimson Tide players in double figures with 18 points on the strength of five three-pointers. Junior Donta Hall collected 17 points, while freshman Collin Sexton and sophomore Dazon Ingram added 16 points apiece.

• Sexton comes into Tuesday's contest as leading scorer in the Southeastern Conference at 20.1 points per game. The Mableton, Ga., native has seven games of 20 or more and twice has scored 30 or more in a game this season. Sexton, who was named the SEC Freshman of the Week for the week of Nov. 27, tops the Tide with 3.3 assists per game, while shooting 44.8 percent from the field and 38.6 percent beyond the arc. He also leads the SEC in free throws made (86) and attempted (109) entering Tuesday's game.

• Sexton put on a show against Minnesota (11/25) in front of the Barclays Center crowd, as he ended the night with an Alabama freshman scoring record of 40 points, including 31 in the second half and 15 in the final 7:32. Sexton, who broke Alvin Lee's freshman scoring record of 36 points vs. Vanderbilt on Feb. 17, 1988, scored the ninth-most points in a single game in program history as he connected on 12-of-22 shots from the field, 4-of-7 from beyond the arc and 12-of-16 from the free throw line. In doing so, he became the first Alabama player to score 40 in a game since Reggie King had 43 points against Virginia on March 12, 1979.

• Petty connected on a school record 10 threes (10-of-13) in the victory over Alabama A&M on Nov. 17. The 10 treys also tied for the fourth-most in a single game in SEC history, while his 76.9 percent shooting percentage from beyond the arc was the highest in league history of any one player who has made at least 10 threes in a contest. Petty, who was named the SEC Freshman of the Week for the week of Nov. 20, toppled the former UA record of eight threes made, which was set by seven different plays. Most recently, senior Riley Norris had eight treys in the win over South Carolina on Jan. 13, 2016. For the season, Petty leads the SEC in threes made (40) and attempted (103), while also ranking second on the team in points per game (13.3).

• Freshman Herbert Jones is proving to be one of the top defensive players in the SEC. The 6-7, 200-pound guard/forward leads the Tide in steals (17) and charges drawn (14). In fact, since the charges taken category has been tracked dating back to the 2009-10 season, Jones' 10 charges for the year is second-highest of any player in the last nine years. The only player who has drawn as many charges in a year was Braxton Key, who took 14 charges in 34 contests during the 2016-17 campaign.

• Alabama ranks 12th in the SEC and 267th nationally (as of 12/31) in free throw percentage at 67.3 percent on the season. However, the Crimson Tide is one of the top teams nationally in getting to the charity stripe. Alabama leads the SEC and ranks 45th nationally in free throws attempted (330), while also ranking third in the league and 79th in the nation in free throws made (222).

# 2017-18 ROSTER & PRONUNCIATIONS

No.	Name	Fi-net-ick	Pos.	Ht./Wt.	Yr.	Major	Hometown
0	Donta Hall	don-TAY	F	6-9/232	Jr.	Ex. Science	Luverne, Ala.
1	Riley Norris		G/F	6-7/210	Sr.	Marketing	Albertville, Ala.
2	Collin Sexton		G	6-3/190	Fr.	Business	Mableton, Ga.
3	Alex Reese		F	6-9/250	Fr.	Business	Pelham, Ala.
4	Daniel Giddens		F/C	6-11/247	So.	Consumer Science	Mableton, Ga.
5	Avery Johnson Jr.		G	5-11/167	Jr.	Marketing	Houston, Texas
10	Herbert Jones		G	6-7/200	Fr.	Business	Greensboro, Ala.
11	Tevin Mack		G/F	6-6/223	Jr.	Communications	Columbia, S.C.
12	Dazon Ingram	DAY-zon	F	6-5/207	So.	Business Man.	Theodore, Ala.
15	Tyler Barnes		F	6-8/200	Fr.		Louisville, Ky.
22	Ar'Mond Davis	OUR-mond	G	6-6/202	Sr.	Gen. Studies	Tacoma, Wash.
23	John Petty		G	6-5/195	Fr.	Business	Huntsville, Ala.
24	Lawson Schaffer	SHAY-fer	G	5-11/168	Jr.	Business Man.	Cullman, Ala.
25	Braxton Key		F	6-8/225	So.	Psychology	Charlotte, N.C.
30	Galin Smith	Gay-lin	F	6-9/235	Fr.	Ex. Science	Clinton, Miss.
33	Landon Fuller		F	6-8/222	So.	Biology	Brentwood, Tenn.

# 2018 SIGNEES

Alabama men's basketball head coach Avery Johnson officially announced the Tide's 2018 signing class on Monday, as the Crimson Tide inked three players, who are all ranked among the top prospects in the nation.

Below is a look at each of the newest signees:

## Jared Butler • PG • 6-2 • 185

### Reserve, La. (Riverside Academy)

A consensus four star recruit who is ranked as the No. 75 overall player in the class of 2018, the No. 13-ranked point guard and the top player in the state of Louisiana, according to Scout.com ... as a junior under head coach Timmy Bird at Riverside Academy, Butler averaged 20.4 points and 6.7 assists per game in leading the Rebels to the Division III select semifinals ... named as a 2A first team all-state point guard by the Louisiana Sportswriters Association in 2017 and also was tabbed a two-time All-Metro team honoree by the Times-Picayune in 2016 and 2017 ... played for the Mississippi Express in the Nike EYBL where he averaged 13.6 points, 4.4 assists and 4.0 rebounds a game in 16 contests.

## Javian Fleming • PF • 6-9 • 230

### Canton, Miss. (Canton HS)

Played under head coach Russell Evans ... a four-star recruit who is ranked as the No. 2 player in the state and the No. 17 center in the country, according to ESPN.com ... averaged 16.2 points, 10 rebounds and 2.7 blocks as a junior, while collecting 14.9 points, 9.7 rebounds and 2.0 blocks a game as a sophomore ... was named to the Clarion Ledger's Dandy Dozen in each of the past two seasons ... selected to play in the 2017 Mississippi North/South All-Star game where he was named the Most Valuable Defensive Player with 18 points, 14 rebounds and three blocks ... was selected to attend the prestigious NBPA Top-100 camp which took place this past summer.

## Diante Wood • SG • 6-4 • 175

### Anniston, Ala. (Sacred Heart Catholic HS)

A four-star prospect according to ESPN.com, which lists him as the top-ranked prospect in the state of Alabama and the No. 32 overall player in the region played under head coach Ralpheal Graves at Sacred Heart ... helped lead his squad to three consecutive 1A state titles, becoming just the ninth program in AHSAA history to win three consecutive championships ... named the Class 1A Player of the Year in 2016 and 2017, while also earning the Most Valuable Player award at the state tournament in each of the past two seasons ... as junior, Wood averaged 18.6 points, 9.2 rebounds and 3.5 assists per game.

## 105TH SEASON OF BASKETBALL AT ALABAMA IS UNDERWAY

- Alabama is in its 105th season of basketball in 2017-18.
- The Tide has an all-time record of 1,646-1,018-1 (.615), which includes a 776-596 (.565) record in SEC play. The program's first year of play was 1912-13.
- Alabama ranks second in the SEC in league victories and all-time winning percentage.
- UA has made 34 NCAA (19) or NIT (15) appearances and has won seven SEC regular-season titles and six SEC Tournament championships.

## SCOUTING ALABAMA

- Alabama improved to 9-4 on the season and 1-0 in league play following a 79-57 victory over then-No. 5/6 Texas A&M on Saturday night in Tuscaloosa, Ala. The Crimson Tide will be looking for its first two-game win streak since winning back-to-back games in late November against UT Arlington (Nov. 21) and BYU (Nov. 24).
- Through its 13 contests, the Tide is averaging 77.1 points per game and outscoring the opposition by 6.5 points per contest (77.1-70.6). As a team, Alabama is connecting on 47.1 percent from the field and 34.3 percent from beyond the arc. The Tide also owns a +1.1 rebounding advantage (37.9-36.8). Additionally, Alabama ranks third the SEC and 13th in the nation in blocked shots per game (6.2).
- In addition to blocking shots, the Alabama defense is allowing opponents to shoot 41.2 percent from the field and 31.3 percent from deep, while also averaging 6.5 steals a contest. Despite struggling at the foul line this season (shooting 67.3 percent on the year), the Tide leads the league in free throws attempted (330) and is third in free throws made (222). In fact, 22 percent of Alabama's point total (222 of 1002 points) have come from the charity stripe.
- Four players are averaging double-figure scoring for the Tide, led by freshman Collin Sexton's 20.1 ppg. That number not only leads the team, but also leads the SEC and ranks 53rd nationally. Sexton also tops the team in assists (3.3 apg) and field goals made (69) and attempted (154). Freshman John Petty ranks second on the team with 13.3 ppg and tops UA in threes made (40) and attempted (103), while his 3.1 treys made per game is tied for the best in the SEC.
- Junior Donta Hall leads the Tide in field goal percentage (.741, 63-of-85), dunks (32), rebounds (7.4 rpg) and blocks (2.6 bpg). Hall ranks third on the team with 11.5 points per game. Sophomore guard Dazon Ingram is averaging 11.3 ppg, and ranks second on the team in rebounding (6.6 rpg) and assists (3.1 apg) a game.

## ALABAMA-VANDERBILT – SERIES NOTES

- Alabama and Vanderbilt will play for the 138th time in series history – and the only time this season – on Saturday night. It's the ninth-most games against any single opponent in the UA record books.
- The Crimson Tide snapped a three-game losing streak to the Commodores with a 59-56 victory in the lone meeting between the two teams last season. With the victory, Alabama owns an all-time record of 69-68 when playing Vanderbilt.
- Thirteen of the last 14 games played between the two teams have been decided by 10 or fewer points, with eight of those contests being decided by five or fewer points.
- Alabama has a record of 21-43 when playing Vanderbilt in Nashville. The Tide has only won at Vanderbilt just one time since 1990 (58-54 on Feb. 2, 2013), going 1-12 in its last 13 games in Memorial Gym. The Tide does not have a player on this year's roster born prior to 1991.
- There has been 11 overtime contests in series history, with Vanderbilt winning seven of those games (7-4).
- The series, which began during 1923-24 campaign, is now in its 114th year.

## HISTORICAL WIN OVER FIFTH-RANKED TEXAS A&M

- Alabama is coming off an impressive 79-57 victory over then-No. 5 Texas A&M last Saturday in the SEC opener for both teams. It was a historical win on several fronts.
- The 22-point win was the largest Alabama victory over a team ranked in the Associated Press top 10 in program history. The previous mark was a 21-point win over then-No. 10 Kentucky (94-73) on Dec. 29, 1982.
- It marked the first time the Crimson Tide has beaten a top-five opponent since March 20, 2004 when UA knocked off then-No. 1 Stanford, 70-67, on March 20, 2004.
- It was the first time Alabama defeated a top-10 opponent since Feb. 18, 2006 when it defeated then-No. 8 Tennessee, 92-79.
- Alabama captured its first top-five opponent at home since Feb. 6, 1999 when UA captured a 62-58 win over then-No. 5 Kentucky in Coleman Coliseum.

## COMING UP CLUTCH AT THE FREE THROW LINE

- Alabama has had its share of struggles from the charity stripe this season, as it enters the Vanderbilt game ranked 267th (out of 351) in the nation in free throw percentage (.673). However, the Crimson Tide has come through in clutch situations this year.
- The statistics show that the Tide improves as the game nears its conclusion. With four minutes left on the clock, Alabama is shooting 74.6 percent (44-of-59) as a team. That number rises to 77.8 percent (35-of-45) inside of three minutes. In the final minute of play, the Tide is shooting an impressive 80.6 percent (25-of-31) at the line.

# SPECIALTY STATS

Opponent	Paint	Pts off			
		T/O	2ndCh	FastB	Bench
vs. Memphis	36	9	12	13	18
ALABAMA	26	25	14	8	28
LIPSCOMB	22	6	6	2	12
ALABAMA	50	17	9	16	24
ALABAMA A&M	28	13	7	2	19
ALABAMA	48	12	13	14	29
UT ARLINGTON	28	20	6	0	18
ALABAMA	28	18	3	6	22
vs. BYU	34	13	7	2	14
ALABAMA	42	13	10	6	10
vs. Minnesota	36	17	21	15	23
ALABAMA	36	18	11	14	29
LOUISIANA TECH	38	15	9	8	7
ALABAMA	42	11	7	8	16
UCF	30	19	6	6	20
ALABAMA	34	18	9	8	13
RHODE ISLAND	30	26	12	12	20
ALABAMA	36	7	10	4	20
at Arizona	26	3	12	6	9
ALABAMA	26	11	2	6	8
vs. Mercer	28	15	12	4	34
ALABAMA	38	20	14	12	21
TEXAS	30	12	11	12	10
ALABAMA	30	10	7	4	18
TEXAS A&M	36	9	22	4	17
ALABAMA	36	15	13	6	10
at Vanderbilt					
ALABAMA					
at Georgia					
ALABAMA					
SOUTH CAROLINA					
ALABAMA					
at LSU					
ALABAMA					
AUBURN					
ALABAMA					
MISSISSIPPI STATE					
ALABAMA					
at Ole Miss					
ALABAMA					
OKLAHOMA					
ALABAMA					
MISSOURI					
ALABAMA					
at Florida					
ALABAMA					
at Mississippi State					
ALABAMA					
TENNESSEE					
ALABAMA					
LSU					
ALABAMA					
at Kentucky					
ALABAMA					
at Auburn					
ALABAMA					
ARKANSAS					
ALABAMA					
FLORIDA					
ALABAMA					
at Texas A&M					
ALABAMA					
<b>OPPONENT Totals</b>	<b>402</b>	<b>177</b>	<b>143</b>	<b>86</b>	<b>221</b>
<b>Average/Game</b>	<b>30.9</b>	<b>13.6</b>	<b>11.0</b>	<b>6.6</b>	<b>17.0</b>
<b>ALABAMA Totals</b>	<b>472</b>	<b>195</b>	<b>124</b>	<b>110</b>	<b>248</b>
<b>Average/Game</b>	<b>36.3</b>	<b>15.0</b>	<b>9.5</b>	<b>8.5</b>	<b>17.0</b>

• Below is a breakdown of Alabama's top free throw shooters in terms of getting to the foul line and comparing their season average to what the average is inside of four minutes and inside of one minute from the charity stripe.

Player	Season Average	FT% inside 4 mins	FT% Inside 1 min
Dazon Ingram	58-of-84 – .690	19-of-22 – .864	12-of-14 – .857
Collin Sexton	86-of-109 – .789	20-of-25 – .800	12-of-15 – .800
Team	222-of-330 – .673	44-of-59 – .746	25-of-31 – .805

## CLOSE CALLS

- Alabama has been in a number of close games this season. Seven of the 13 games played this year were decided by less than 10 points. Six of those games came down to five points or less, with the Tide owning a mark of 4-2 in those contests.
- Six of the Tide's last nine games that have been decided by six or fewer points, with Alabama going 3-3 in those contests.
- UA owns a mark of 3-1 in games decided by three or fewer points, with three of those four decisions coming over the Tide's last eight games.

## ALABAMA NON-CONFERENCE SCHEDULE AMONG THE BEST IN THE NATION

- The Crimson Tide has played arguably one of the toughest non-conference schedules this season. Alabama has one game remaining on its non-conference slate, which come on Jan. 27 against No. 12 Oklahoma in the Big 12/SEC Challenge.
- According to ESPN.com's latest RPI rankings, the Tide checks in at No. 30 in the nation and boasts the No. 6 overall strength of schedule as of Dec. 31. WarrenNolan.com ranks the Tide No. 32 in its RPI with the No. 5 non-conference strength of schedule. Meanwhile, CBSsports.com rates the Tide at No. 28 in the RPI, while and NCAA.com ranks the Tide at No. 28 in its RPI.
- Alabama has been receiving votes to be ranked throughout the first seven weeks of the season, and was ranked as high as No. 24 nationally by the AP poll (week 4).
- Alabama was rated No. 24 by Blue Ribbon's Preseason Top 25, while NBC Sports ranked Alabama No. 23 nationally in its preseason rankings.

## RILEY NORRIS OUT FOR SEASON

- Alabama men's basketball head coach Avery Johnson announced on Dec. 30 that senior guard/forward Riley Norris will miss the remainder of the 2017-18 season with a hip injury. Norris is scheduled to have surgery Friday morning and is expected to make a full recovery.
- Norris originally suffered the injury to his left hip in July. After responding well to rehabilitation and treatment, the Albertville, Ala., native returned to the lineup for the game against UT Arlington on Nov. 21 and has played in all nine games since.
- Norris is Alabama's most experienced player, having played in 110 games throughout his career while making 57 starts. As the only fourth-year senior on this year's team, Norris is averaging 4.8 points and 2.4 rebounds in 18.4 minutes per contest.

## TIP OFF NUGGETS

- For the second time this season, freshman guard John Petty was named the Southeastern Conference Freshman of the Week, announced by the league office Monday. The 6-foot-5, 195-pound guard becomes the first Alabama rookie to win the league's weekly award twice in the same season since 2009 when JaMychal Green was named the SEC Freshman of the Week two times.
- Despite ranking 267th in the nation in free throw percentage (67.3 percent) this year, the Tide leads the Southeastern Conference in free throws attempted (330) and is third in the league in free throws made (222). Nationally, Alabama ranks 45th in total free throw attempts and is 79th in foul shots made.
- Senior guard/forward Riley Norris graduated on Dec. 16 with an undergraduate degree in marketing, having accomplished this in just three-and-a-half years at the University of Alabama. He will begin his graduate coursework in the spring of 2018. Throughout the course of his career, Riley has been named to the UA Dean's List five separate times and was a member of the 2015 SEC First Year Academic Honor Roll.

# HUSTLE STATS

DUNK CHART			CHARGES TAKEN			AND-1'S (converted/attempted)		
PLAYER	DUNKS	CAREER DUNKS	PLAYER	CHARGES	CAREER CHARGES	PLAYER	AND-1'S	CAREER AND-1'S
Hall	32	86	Jones	14	14	Hall	4/8	10/17
Giddens	8	8	Norris	3	16	Ingram	3/5	10/13
Smith	6	6	Hall	2	3	Sexton	3/5	3/5
Ingram	5	19	Smith	2	2	Petty	1/2	1/2
Jones	4	4	Ingram	1	9	Smith	1/2	1/2
Sexton	4	4	Key	1	15	Johnson Jr.	1/1	2/4
Petty	3	3	Johnson Jr.		2	Norris	1/1	11/14
Reese	1	1	Davis		1	Reese	1/1	1/1
Key		20	Davis		1	Giddens	0/1	0/1
Davis		6				Key		10/13
Norris		5				Davis		4/4

## MOST COMMON OPPONENTS

Below is a look at Alabama's most familiar foes in school history:

Opponents	Games	Record
1. Mississippi State	197	123-74
2. Ole Miss	177	120-57
LSU	177	106-71
4. Auburn	155	93-62
5. Kentucky	147	37-110
6. Tennessee	146	78-68
7. Georgia	145	94-51
8. Florida	141	74-67
9. Vanderbilt	137	69-68
10. Tulane	84	52-32

## 2017-18 SEC STANDINGS [1/1]

	SEC	Overall
Alabama	1-0	9-4
Arkansas	1-0	11-2
Florida	1-0	9-4
Kentucky	1-0	11-2
Ole Miss	1-0	8-5
Auburn	0-0	12-1
Mississippi State	0-0	12-1
Missouri	0-0	10-3
LSU	0-0	9-3
Georgia	0-1	9-3
South Carolina	0-1	9-4
Tennessee	0-1	9-3
Texas A&M	0-1	11-2
Vanderbilt	0-1	5-8

## UA IN SEC/NCAA STATS [1/1]

Team	Overall	Rank	NCAA	SEC	Rank
Scoring Offense	77.1	11th			
Scoring Defense	70.6	9th			
Scoring Margin	+6.2	11th			
Free Throw %	.673	12th			
FG %	.470	6th	92nd		
FG % Defense	.413	9th	83rd		
3-PT FG %	.341	10th			
3-PT FG % Def.	.315	4th	55th		
3-PT FG Made	6.6	12th			
Rebound Offense	37.8	9th			
Rebound Defense	36.8	13th			
Rebound Margin	+1.0	12th			
Assists	13.5	12th			
Steals	6.5	10th			
Blocks	6.2	3rd	13th		
Turnover Margin	+0.0	9th			
Assist/Turnover	1.0	13th			

Individual Scoring	Overall	Rank	NCAA	SEC	Rank
Collin Sexton	20.1	1st	44th		
<b>Rebounding</b>					
Donta Hall	7.4	T5th			
Dazon Ingram	6.6	12th			
<b>Defensive Rebounding</b>					
Dazon Ingram	5.7	1sst			
<b>Blocked Shots</b>					
Donta Hall	2.6	2nd	23rd		
<b>Field Goal Percentage</b>					
Collin Sexton	.465	9th			
<b>3-Point FG Made Per Game</b>					
John Petty	3.1	T1st	46th		

- Collin Sexton tops the SEC in scoring average (20.1 ppg). Despite missing the first game of the season and not having a free throw attempt against Texas, Sexton leads the SEC in both free throws made (86) and free throws attempted (109). Additionally, he is 12th nationally in foul shots made and 13th in foul shots attempted
- Freshman Herbert Jones has drawn 14 charges already this season, which ties the program record. Since the stat was kept at Alabama (2008), the most charges for an entire season by a single player was Braxton Key who drew 14 charges in 2016-17, while Retin Obasohan's 10 charges taken in 2014-15 was next best.
- Last season, Alabama scored 82 points or more in only four games, including a quadruple overtime (won 90-86 at South Carolina). The Tide has achieved the feat in five of its first 13 games this year.

### SEXTON OFF TO A HOT START

- Freshman guard Collin Sexton has played in 12 contests and shown why he was one of the most highly-touted recruits to come to Alabama in program history. He enters SEC play game leading the Tide with 20.1 points per game, while also topping the team with 3.3 assists per contest.
- Consider the following about Sexton's start to the season: Leads the SEC and ranks 53rd nationally in scoring average ... tops the SEC in both free throws made (86) and attempted (109) ... ranks 12th nationally in free throws made and 13th in foul shots attempted ... has 10 double-figure scoring games, seven games of 20 or more points and two games of 30 or more points.
- Sexton broke the Alabama freshman scoring record when we went for 40 points against Minnesota on Nov. 25 – his fifth game with the Crimson Tide. The UA record was held by Alvin Lee who went for 36 points against Vanderbilt on Feb. 17, 1988. Furthermore, the last time a UA player went for 40 in a game came nearly 40 years ago, when Reggie King scored 43 against Virginia on March 12, 1979.
- After sitting out the season opener vs. Memphis (11/10), Sexton scored 22 points in his collegiate debut against Lipscomb on Nov. 14. The last time a true UA freshman scored that many points in his debut came on Nov. 24, 1978, when Eddie Phillips went for 25 points in his first career game in a 96-74 loss to Wagner.
- The Mableton, Ga., native scored 20 or more points in each of his first three games for the Tide (25 vs. Alabama A&M on Nov. 17 and 29 vs. UT Arlington on Nov. 21). In doing so, Sexton became the first freshman in the modern era to accomplish three consecutive 20-point games in his first three collegiate contests. Freshman were allowed to play with the varsity beginning in the 1975-76 season. Prior to that, Charles Cleveland, playing on the 1971-72 freshman team, scored 22 or more points in each of his first three games to begin the season.

### FRESHMAN IMPACT

- Alabama's 2017 signing class was a consensus top-10 ranked class in the nation, rated as high as No. 6 by Rivals.com. In the early part of the season, the Tide rookies are showing why they made up one of the top signing classes in Alabama basketball history.
- Three of the top five scorers thus far are freshmen, led by the dynamic duo of Collin Sexton (20.1 ppg) and John Petty (13.3 ppg). In fact, Sexton leads the SEC in points per game and Petty tops the league in three-pointers made (40) and threes made per game (3.1).
- Below is a breakdown of the percentage the freshman class has contributed in each of the major statistical categories:

Category	Freshman Total	Top Freshman	Percentage
Points	43.9 of 77.1	Sexton - 20.1*	56.9
Rebounds	15.4 of 37.9	Jones - 3.7	40.6
Assists	98 of 175	Sexton - 3.3*	56.0
Steals	45 of 80	Jones - 1.3*	56.3
Blocks	19 of 8-	Smith - 9	23.8
Field Goals Made	178 of 347	Sexton - 69*	51.3
Three-Point FG Made	66 of 86	Petty - 40*	76.7

\* Denotes team leader in the category

### SEXTON GOES FOR 40, EARNS SEC FRESHMAN OF THE WEEK

- Freshman guard Collin Sexton was named the SEC Freshman of the Week after an impressive display on the court for the week of Nov. 27.
- Sexton put on a show for the Barclays Center crowd in the championship game of the 2017 Barclays Classic last Saturday vs. Minnesota. The Mableton, Ga., native was one of three players on the court for the final 10-plus minutes and nearly helped give the shorthanded Tide an improbable come-from-behind victory by scoring 40 points in the 89-84 loss to the nation's 14th-ranked team.
- Sexton, who scored 15 points in the final seven-plus minutes, had 31 in the second half alone. His 40 points set a UA freshman scoring record and marked the ninth-most points in a single game in program history. The Mableton, Ga., native became the first Alabama player to score 40 in a game since Reggie King had 43 points against Virginia on March 12, 1979.
- Sexton began the week by scoring a then-season high 29 points in a one-point victory over UT Arlington (11/21) and followed that with 10 points and a season-high seven rebounds in a win over BYU (11/24).

# RECORD WHEN...

At home .....	6-2	
On the road .....	0-1	
At neutral sites .....	3-1	
In SEC games .....	1-0	
SEC home games .....	1-0	
SEC road games .....	0-0	
In non-conference games .....	8-4	
In overtime .....	0-0	
In games decided by ...		
5 points or less .....	4-2	
6-10 points .....	0-1	
11 points or more .....	5-1	
Leading at the half .....		6-2
Trailing at the half .....		3-2
Tied at the half .....		0-0
Shooting 40% or better .....		9-2
Shooting less than 40% .....		0-2
Opponent better than 40% .....		3-4
Opponent shoots 40% or less .....		6-0
Shooting same or better than opponent .....		7-1
Shooting worse than opponent .....		2-3
Outrebounding opponent .....		5-0
Opponent outrebounds UA .....		3-3
Rebounds are tied .....		1-1
70% or better on FT .....		4-2
less than 70% on FT .....		5-2
More FT att. than opponent .....		6-2
Less FT att. than opponent .....		3-2
Same FT att. as opponent .....		0-0
40% or better on 3PT .....		2-1
Less than 40% on 3PT .....		7-3
More turnovers than opponent .....		3-1
Less turnovers than opponent .....		5-3
Same turnovers as opponent .....		1-0
Scoring 80 or more points .....		4-2
Scoring 70-79 points .....		4-0
Scoring 60-69 points .....		1-1
Scoring 50-59 points .....		0-1
Scoring less than 50 points .....		0-0
Allowing 80 or more points .....		0-2
Allowing 70-79 points .....		4-0
Allowing 60-69 points .....		3-2
Allowing 50-59 points .....		2-0
Allowing less than 50 points .....		0-0
On Sunday .....		0-1
On Monday .....		0-0
On Tuesday .....		3-0
On Wednesday .....		2-0
On Thursday .....		0-0
On Friday .....		3-1
On Saturday .....		1-2
In November .....		6-1
In December .....		3-3
In January .....		0-0
In February .....		0-0
In March .....		0-0

## PETTY NAMED SEC FRESHMAN OF THE WEEK

- Collin Sexton isn't the only Alabama freshman making headlines early this season. Guard John Petty is also making a name for himself, as he was named the SEC Freshman of the Week on Monday.
- The Huntsville, Ala., native knocked down a school record 10 three-pointers in the Tide's 104-67 victory over Alabama A&M on Nov. 17. Petty connected on 10-of-13 shots from beyond the arc en route to topping the former record of eight set by seven different players, most recently by Riley Norris vs. South Carolina on Jan. 13, 2016.
- Petty's 10 threes tied for the fourth-most in a single game in Southeastern Conference history. However, his percentage of 76.9 percent (10-of-13) was the highest in league history by any player who has made 10 or more threes in a game. Furthermore, the last SEC player to have 10 or more three-pointers in a game was Michael Frazier of Florida (Mar. 4, 2014).
- He also accounted for 14 points in the win over Lipscomb and averaged 22 points, five rebounds and two assists in the Tide's two contests that week.

## GREATEST LOSS IN NCAA HISTORY?

- Alabama and Minnesota played in what was one of the most bizarre games not only this season, but arguably in the history of college basketball.
- The Tide was forced to finish the contest with only three players on the court over the final 10-plus minutes of the contest. Seven Alabama players were ejected for leaving the bench during an altercation at the 13:43 mark of the second half, which left five UA players on the court. Two minutes later, sophomore Dazon Ingram fouled out with 11:37 remaining. Less than a minute later, freshman John Petty went down with an injury, leaving Alabama with three players over the final 10:41 and the Tide trailing 67-56.
- Naturally, the Golden Gophers were able to extend their lead to 79-64 with 7:32 remaining, but that's when the tide turned. Alabama went on a 16-4 run over the next 4:52 to make it a one possession game (83-80) with 1:39 left. The Tide actually had the ball and a chance to cut into the lead even more, but missed a jumper which Minnesota then converted to an and-1 on the other end to put the game out of reach.
- Despite being down to three players for the final 10:41, the Tide outscored the Gophers 30-22.
- It was just the second known time a Division I team played a game with three players on the court. The only other known occurrence cam on Feb. 23, 1989 in a game between Wichita State and Indiana State when the Sycamores played the final 25 seconds of the game in a 5-on-3 disadvantage.
- With 1:46 remaining in the first half of that contest, a fight broke out between Wichita State's Aaron Davis and Indiana State's Darrin Liles. The entire Sycamore bench joined in. Once order was restored, Davis and Liles were both ejected. Because the Indiana State bench players had come onto the court, they were also ejected, leaving the Sycamores with just four players to finish out the game. One of the four – Ron Cheatham – picked up his fifth personal foul with 25 seconds to play in the second half, and the game ended with only three Sycamores on the floor.

## ALABAMA PICKED FOURTH BY MEDIA, SEXTON, KEY EARN ALL-SEC HONORS

- Alabama was picked to finish fourth in the Southeastern Conference by a vote from both SEC media and national media members, it was announced on Oct. 18.
- Freshman Collin Sexton was tabbed second team All-SEC in both the coaches and media preseason awards, while sophomore forward Braxton Key earned second team All-SEC recognition by the coaches.
- Last season, the Tide finished league play in fifth overall with a 10-8 record. Alabama's fifth-place finish in the SEC was a five-spot improvement from ending league play in 10th-place last season. The five-spot jump in the standings was second only to Florida's six-spot improvement from last season. It was the Tide's best finish in the SEC since closing the 2012-13 season in fourth overall.
- Kentucky was picked to win the league by the media, followed by Florida and Texas A&M. Missouri was picked to finish fifth behind the Crimson Tide, followed by Arkansas, Vanderbilt, Georgia, Auburn, Ole Miss, South Carolina, Mississippi State, Tennessee and LSU, respectively.

## SEXTON EARNING PRESEASON RECOGNITION

- Alabama freshman guard Collin Sexton has been receiving a number of preseason awards as the 2017-18 campaign gets underway.
- The Mableton, Ga., native has been named a preseason second team All-SEC performer by both the coaches and media polls, which came out in early November.
- Nationally, Sexton has been named to several watch lists. He was one of 20 players named to the Cousy Award watch list, which given to the nation's top point guard. Sexton was one of 32 players from around the nation on the watch list for the Oscar Robertson Trophy, awarded to the top player in the nation by the United States Basketball Writers Association. Finally, he was one of 50 named to the watch list for the coveted Naismith Trophy, which is awarded to the player of the year by the Atlanta Tipoff Club.

## WAITING IN THE WINGS

- In addition to the three early signees, Alabama also has another addition who is sitting out this year due to NCAA transfer rules. Guard/forward Tevin Mack, who played his freshman and sophomore seasons at Texas, joined the Crimson Tide last June and will be eligible to suit up beginning next season.
- As a sophomore during the 2016-17 season, Mack led the Longhorns with 14.8 points and 31.3 minutes per game, while also adding 4.8 rebounds a contest. Over the 15 games he played a year ago, the 6-7, 220-pound guard/forward connected on 45.9 percent (79-of-172) from the floor, including a team-high 39.1 percent (34-of-87) from behind the arc. He reached double figures in 11 games and scored 18 points or more on eight different occasions.

# BY THE NUMBERS

1

Alabama leads the SEC attempted and ranks 45th nationally in free throws attempted (330). The Tide is third in the league and 79th in the nation in free throws made (222).

4

The Crimson Tide had four wins in games that were decided by five points or less points this year, going 4-2 in six such contests.

6

Number of AP top-25 teams Alabama has beaten in Avery Johnson's tenure (6-8). In 2015-16, the Tide was one of 15 teams nationally that defeated four AP top-25 teams – the first time since 2001-02 that UA recorded at least four wins against top-25 competition.

9

Total number of sellouts in Alabama head coach Avery Johnson's three seasons, including four consecutive games in 2016-17 (Mississippi State on Jan. 28, Auburn on Feb. 4, Kentucky on Feb. 11 and LSU on Feb. 18). Alabama recorded five sellouts a year ago, which was the most games sold out in a single season at Alabama since selling out six during the 2006-07 campaign.

14

Alabama will play 14 games this year against teams that are currently ranked or receiving votes to be ranked in this most updated Associated Press Top 25 poll.

27

Alabama ranked 27th in the nation in total attendance last season, averaging 11,947 fans per game. In 2015-16, the Crimson Tide set a school record for average attendance at 13,110, which ranked 22nd nationally.

67

Number of games Alabama has won in league play over the past seven years. UA ranks fifth in the league, trailing only Kentucky (99) and Florida (87), Ole Miss (68) and Arkansas (68). The Tide ranks ahead of Georgia (64) and Vanderbilt (63).

300

Avery Johnson has compiled 300 career victories during his coaching career. his 10-plus seasons as a head coach include seven-plus years as an NBA head coach where he collected 254 wins, in addition to his 46 wins now in his third season at Alabama.

1,646

Number of all-time wins for Alabama, now in its 105th year of basketball, which ranks second in the SEC.

## LAST TIME VS. VANDERBILT - JAN. 7, 2017 [TUSCALOOSA, ALA.]

Official Basketball Box Score -- Game Totals -- Final Statistics  
Vanderbilt vs Alabama  
1/7/17 6:05 p.m. at Tuscaloosa, Ala. (Coleman Coliseum)

**Vanderbilt 56 • 8-7, 2-1**

#	Player	Total		3-Ptr		Rebounds			PF	TP	A	TO	Blk	Stl	Min
		FG-FGA	FG-FGA	FT-FTA	Off	Def	Tot								
03	KORNET, Luke	f	5-17	3-7	2-3	6	7	13	2	15	2	1	4	1	37
11	ROBERSON, Jeff	f	2-6	0-1	0-1	0	1	1	4	4	1	0	0	0	22
01	WILLIS, Payton	g	3-8	2-3	2-3	0	5	5	2	10	4	2	0	1	27
05	FISHER-DAVIS, Matthe	g	2-9	1-6	2-2	0	4	4	3	7	0	3	0	1	32
13	LACHANCE, Riley	g	3-7	2-4	0-0	0	3	3	1	8	3	4	0	0	36
02	TOYE, Joe		1-3	0-1	0-0	0	2	2	2	2	0	2	1	0	13
12	BAPTISTE, Djery		0-0	0-0	0-0	0	0	0	2	0	0	0	0	1	5
15	BROWN, Clevon		0-0	0-0	0-0	0	0	0	0	0	0	0	0	0	3
24	CRESSLER, Nolan		4-6	2-4	0-0	1	3	4	1	10	0	0	0	1	25
Team						1	2	3							
Totals			20-56	10-26	6-9	8	27	35	17	56	10	12	5	5	200

FG % 1st Half: 11-32 34.4% 2nd half: 9-24 37.5% Game: 20-56 35.7%  
3FG % 1st Half: 5-12 41.7% 2nd half: 5-14 35.7% Game: 10-26 38.5%  
FT % 1st Half: 3-4 75.0% 2nd half: 3-5 60.0% Game: 6-9 66.7%

**Alabama 59 • 9-5, 2-0**

#	Player	Total		3-Ptr		Rebounds			PF	TP	A	TO	Blk	Stl	Min
		FG-FGA	FG-FGA	FT-FTA	Off	Def	Tot								
01	Norris, Riley	f	0-5	0-4	0-0	0	2	2	0	0	0	0	0	0	19
25	Key, Braxton	f	2-7	1-2	2-2	4	7	11	3	7	1	1	0	0	33
35	Hall, Donta	f	0-1	0-0	0-0	1	1	2	2	0	0	2	1	0	8
05	Johnson Jr, Avery	g	2-7	2-3	0-0	0	0	0	1	6	0	0	0	1	20
12	Ingram, Dazon	g	4-12	0-2	2-5	4	6	10	0	10	5	2	1	2	31
03	Collins, Corban	g	1-6	1-6	1-2	0	4	4	3	4	1	0	0	1	16
10	Taylor, Jimmie		4-7	0-0	2-2	5	3	8	1	10	3	3	3	0	30
11	Hale, Shannon		0-3	0-2	3-4	0	1	1	0	3	3	0	0	0	15
21	Olaniyun, Bola		3-6	0-0	1-2	4	4	8	3	7	0	2	0	1	14
22	Davis, Ar'Mond		4-9	3-6	1-1	0	0	0	0	12	0	0	0	1	14
Team						2	2	4							
Totals			20-63	7-25	12-18	20	30	50	13	59	13	11	5	6	200

FG % 1st Half: 12-35 34.3% 2nd half: 8-28 28.6% Game: 20-63 31.7%  
3FG % 1st Half: 3-12 25.0% 2nd half: 4-13 30.8% Game: 7-25 28.0%  
FT % 1st Half: 3-7 42.9% 2nd half: 9-11 81.8% Game: 12-18 66.7%

Officials: Anthony Jordan, Terry Moore, Garrick Shannon  
Technical fouls: Vanderbilt-None. Alabama-None.  
Attendance: 11256

Score by periods	1st	2nd	Total
Vanderbilt	30	26	56
Alabama	30	29	59

Points In Off 2nd Fast  
VU 18 Paint T/O Chance Break 4  
UA 26 14 18 8 4 36

Score tied - 3 times.  
Lead changed - 11 times.

## LAST THREE GAME CUMES

RECORD:	OVERALL	HOME	AWAY	NEUTRAL
ALL GAMES	2-1	1-1	0-0	1-0
CONFERENCE	1-0	1-0	0-0	0-0
NON-CONFERENCE	1-1	0-1	0-0	1-0

#	Player	gp-gs	min	avg	Total		3-Point		F-Throw		Rebounds		pf	dq	a	to	blk	stl	pts	avg		
					fg%	fg-fga	3fg%	3fg-fga	ft-fa	ft%	off	def									tot	avg
23	Petty, John	3-3	92	30.7	17-35	.486	11-26	.423	5-8	.625	0	10	10	3.3	2	0	7	7	3	1	50	16.7
02	Sexton, Collin	3-3	90	30.0	13-35	.371	11-10	.100	18-19	.947	3	8	11	3.7	4	0	10	6	0	4	45	15.0
12	Ingram, Dazon	3-3	94	31.3	10-30	.333	1-11	.091	12-14	.857	3	19	22	7.3	8	1	7	7	0	6	33	11.0
00	Hall, Donta	3-3	73	24.3	12-17	.706	0-0	.000	4-7	.571	7	9	16	5.3	8	0	1	5	8	2	28	9.3
04	Giddens, Daniel	3-0	44	14.7	8-15	.533	0-0	.000	0-1	.000	3	8	11	3.7	8	0	0	2	4	0	16	5.3
03	Reese, Alex	3-0	40	13.3	5-11	.455	3-7	.429	0-0	.000	3	2	5	1.7	5	0	0	0	1	1	13	4.3
01	Norris, Riley	2-0	21	10.5	2-3	.667	0-1	.000	1-1	1.000	1	2	3	1.5	4	0	0	1	0	1	5	2.5
05	Johnson Jr, Avery	3-0	33	11.0	2-12	.167	0-6	.000	2-2	1.000	2	3	5	1.7	4	0	0	1	0	1	6	2.0
30	Smith, Galin	2-0	11	5.5	2-4	.500	0-0	.000	0-0	.000	2	0	2	1.0	1	0	0	0	2	0	4	2.0
10	Jones, Herbert	3-0	37	12.3	2-5	.400	0-0	.000	1-4	.250	2	7	9	3.0	5	0	4	2	1	1	5	1.7
25	Key, Braxton	3-3	62	20.7	2-13	.154	0-5	.000	0-0	.000	5	9	14	4.7	5	0	5	5	1	4	4	1.3
15	Barnes, Tyler	1-0	1	1.0	0-1	.000	0-1	.000	0-0	.000	0	0	0	0.0	0	0	0	0	0	0	0	0.0
24	Schaffer, Lawson	1-0	2	2.0	0-0	.000	0-0	.000	0-0	.000	0	0	0	0.0	1	0	1	0	0	0	0	0.0
Team											5	3	8									
Total.....		3	600		75-181	.414	16-67	.239	43-56	.768	36	80	116	38.7	55	1	35	37	20	21	209	69.7
Opponents.....		3	600		71-178	.399	19-74	.257	41-56	.732	35	77	112	37.3	55	1	33	40	11	18	202	67.3

## 3-POINT CHALLENGE TO RAISE CANCER RESEARCH MONEY

Alabama men's basketball head coach Avery Johnson joined over 4,000 basketball coaches and staff from across the country for Coaches vs. Cancer Suits and Sneakers Awareness Week, Jan. 22-28, 2018. Fans are encouraged to join Johnson's Coaches vs. Cancer 3-Point Challenge team to help raise funds for the American Cancer Society.



With the launch of the 3-Point Challenge, fans will have the opportunity to pledge a monetary amount for every 3-pointer made now through March 5. The funds raised will help the American Cancer Society continue its mission to improving and saving lives by doing the most to help people with cancer today and working tirelessly to find cures for the disease tomorrow.

Fans can join Johnson's Coaches vs. Cancer 3-Point Challenge PLEDGE IT campaign and donate for every made 3-pointer by visiting: [pledgeit.org/cvc-alabama](http://pledgeit.org/cvc-alabama).

ALABAMA HEAD COACH AVERY JOHNSON



PREVIOUS COACHING EXPERIENCE

Dallas Mavericks Head Coach (2005-08)  
 Brooklyn Nets Head Coach (2010-12)

YEAR-BY-YEAR RECORD

UNIVERSITY OF ALABAMA 45-34, .570)

Year	Overall	Conf.	Notes
2015-16	18-15	8-10	NIT 1st Round
2016-17	19-15	10-8	NIT 1st Round
2017-18	9-5	1-0	

BROOKLYN NETS (60-116, .341)

Year	Overall	Conf.	Notes
2010-11	24-58	4th/Atlantic	
2011-12	22-44	5th/Atlantic	
2012-13	14-14	-	

DALLAS MAVERICKS (194-70, .735)

Year	Overall	Conf.	Notes
2004-05	16-2	2nd/Southwest	Playoffs (2nd rd.) NBA Coach of the Month (April)
2005-06	60-22	2nd/Southwest	NBA Finals NBA Coach of the Year All-Star Coach (Western) 2x NBA Coach of the Month
2006-07	67-15	1st/Southwest	Playoffs (1st rd.)
2007-08	51-31	4th/Southwest	Playoffs (1st rd.)

COLLEGE: 46-34 (.575) [SEC: 19-18, .514]  
 NBA: 254-186 (.577)  
 TOTAL: 300-220 (.577)

MILESTONES

Louisiana Sports HOF (2015)  
 San Antonio Spurs HOF (2009)  
 NBA Coach of the Year (2006)  
 NBA Western Conference All-Star Coach (2006)  
 NBA Champion (1999 San Antonio Spurs)  
 2x SWAC Player of the Year (1987 & 1988)  
 2 NCAA Tournaments (1987 & 1988)

BY THE NUMBERS

4,474 – Ranks second in San Antonio Spurs and 38th in NBA History in all-time assists  
 16 – Total Number of NBA Seasons  
 12.0 – Career assist average at Southern University (1987-88) – an NCAA record that still stands  
 6 – San Antonio Spurs retired Johnson's No. 6 jersey on Dec. 22, 2007  
 2 – One of only two players (Calvin Murphy) under 6-feet in height to play over 1,000 games in the NBA

• Avery Johnson was introduced as Alabama's 20th head men's basketball coach on April 7, 2015. Johnson, who led the San Antonio Spurs to the 1999 NBA title as a player and was named the 2006 NBA Coach of the Year, came to the Capstone after a successful coaching career in the NBA.

• Johnson and his staff brought in the nation's seventh-ranked recruiting class according to Rivals.com in 2017 – the highest recruiting class ranking on paper in program history. For reasons like that and much more, Alabama basketball fans could see evidence that the men's basketball program was headed in the right direction.

• Last season, Johnson guided the Crimson Tide to a 19-15 overall record, including a 10-8 mark in Southeastern Conference play, as the program reached the National Invitation Tournament for the second consecutive year during his tenure.

• Alabama tied for fifth place overall in the final 2017 SEC standings – a significant improvement from the 10th-place finish in league play in 2015-16. The five-spot improvement tied for second-best in the SEC in 2016-17 and trailed only Florida, who improved six spots from a year ago (T-8th in 2016 and second in 2017).

• The Tide went on to reach the SEC Tournament semifinals for the first time since 2013 when it captured wins over Mississippi State (75-55) in the opening round and South Carolina (64-53) in the quarterfinals, before falling to the eventual SEC Tournament champion Kentucky Wildcats. The win over the Gamecocks gave Alabama a season sweep of South Carolina, which would go on to reach the Final Four. The Tide defeated the Gamecocks, 90-86, in an epic quadruple overtime contest earlier in the year. It also gave the Tide two victories in the league tournament, which marked the first time that happened since doing so in the 2002 event.

• During the 2015-16 season, his inaugural as a collegiate head coach, Johnson gave the fans a glimpse of the excitement that was in store. The Crimson Tide finished with an 18-15 record and earned an at-large selection to the 2016 National Invitation Tournament.

• On the court, Alabama knocked off four teams that were ranked in the Associated Press' Top 25 during the 2015-16 campaign which led the SEC. It marked the first time since 2001-02 that an Alabama team recorded four AP Top 25 victories in the regular season.

• The fan support was tremendous throughout the first two years of Johnson's tenure. Helped by relocating the student section to create a better in-game atmosphere, Alabama averaged a school record 13,110 fans per game in 2015-16 – a number that ranked 22nd-best in the nation. Furthermore, the Tide also sold out five home games, which was the most sellouts in a single year since the 2006-07 season.

• Last year, Alabama ranked 27th in the nation in average attendance (11,947 per game), while selling out four games on the year. In Johnson's two seasons, Alabama has had nine sellouts which is the most in a two-year span and the most in back-to-back seasons in more than two decades.

• Johnson owned an NBA career coaching record of 254-186 (.577) after spending four seasons with the Dallas Mavericks (2004-08) and two-plus seasons with the Brooklyn Nets (2010-13).

• During his time in Dallas, Johnson led the Mavericks to the postseason in each of his three-plus seasons as head coach. He led the Mavericks to a record of 194-70 (.735) and set the record for reaching the 50-win plateau (62 games) and the 150-win milestone (191 games) the fastest.

• In 2005-06, Johnson led the Mavericks to their first ever appearance in the NBA Finals en route to earning NBA Coach of the Year honors. In his first full season as head coach, Johnson led the 2005-06 Mavericks to a 60-22 record and the team's first ever Western Conference Championship. He was named Western Conference Coach of the Month in November of 2005, becoming the first coach in league history to win the award in his first two full months of coaching. Johnson picked up the award for a third time in January, 2006.

• In 16 NBA seasons as a player, he averaged 8.4 points, 5.5 assists, 1.7 rebounds and 25.3 minutes played in 1,054 career games with seven different teams. Known as "The Little General" for his on-court leadership and diminutive stature, Johnson helped guide the San Antonio Spurs to an NBA Championship in 1999.

• On March, 28 2003 as a member of the Mavericks, Johnson became the 75th player in league history to play 1,000 career games. At 5-11, he joined Calvin Murphy as the only other player under 6-feet in height to reach that milestone. He ranks second behind Tony Parker in the Spurs' all-time assist leaders (4,474) and is 38th in NBA history in the same category. In recognition for his contributions to the Spurs organization, Johnson's No. 6 jersey was retired in December, 2007.

• The New Orleans native played his final two collegiate seasons at Southern University, leading the NCAA in assists in each of his two years with the Jaguars, and was named the Southwestern Athletic Conference Player of the Year and the MVP of the conference tournament as both a junior and senior.

• He still owns several NCAA Division I records, including most assists in a single game (22 – shared with two other players), most 20 or more assist games (4), the highest single season assist average (13.3) and the highest career assist average (12.0). As a senior in 1988, he averaged 11.4 points per game, making him the first men's Division I player ever to average double figures in points and assists in the same season.

• Johnson, along with his wife Cassandra, are both very involved in the Tuscaloosa community. Johnson received a degree in psychology in 1988 from Southern University. He and Cassandra married in July of 1991 in New Orleans. They have two children, Christianne and Avery Jr.

THE LAST TIME...

TEAM

**Scored 100 points or more:**

Nov. 17, 2017 - UA 104, Alabama A&M 67

**Scored 110 points or more:**

Dec. 1, 2004 - UA 114, ETSU 77

**Scored less than 50 points:**

Nov. 17, 2015 - Dayton 80, UA 48

**Allowed 100 points:**

Dec. 4, 2004 - UA 102, Charlotte 101

**Held opponent to 40 points or less:**

Jan. 10, 2015 - UA 56, Tennessee 38

**Held opponent to 15 pts or less in half:**

Nov. 29, 2016 - 15 points allowed vs. Charleston Southern (1st half)

**Scored 50 points in a half:**

Nov. 17, 2017 - 53 points in second half vs. Alabama A&M

**Won an overtime game:**

Feb. 7, 2017 - UA 90, South Carolina 86

**Lost an overtime game:**

Feb. 21, 2015 - Georgia 66, UA 65

**Played a double-overtime game:**

Feb. 7, 2017 - UA 90, South Carolina 86

**Played a triple-overtime game:**

Feb. 7, 2017 - UA 90, South Carolina 86

**Played a quadruple-overtime game:**

Feb. 7, 2017 - UA 90, South Carolina 86

**Shot 60% or better in a half:**

November 24, 2017 - 60.0% in 1st half vs. BYU

**Failed to hit a three-pointer in a game:**

Dec. 4, 2010 vs. Purdue (239 games)

**Had at least 15 steals in a game:**

Feb. 20, 2013 vs. Mississippi State (18)

**Had at least 25 assists in a game:**

Nov. 17, 2017 vs. Alabama A&M (25)

**Forced 25 turnovers in a game:**

Nov. 11, 2012 vs. West Alabama (25)

**Played a ranked opponent (AP poll):**

December 30, 2017 vs. No. 5 Texas A&M (won, 79-57)

**Beat a ranked opponent at neutral site:**

Nov. 27, 2015 vs. No. 17 Notre Dame (won, 74-73)

**Beat a ranked opponent at home:**

December 30, 2017 vs. No. 5 Texas A&M (won, 79-57)

**Beat a ranked opponent on the road:**

Feb. 7, 2017 at No. 19 South Carolina (won, 90-86)

**Beat a top-10 opponent:**

December 30, 2017 vs. No. 5 Texas A&M (won, 79-57)

**Beat a top-10 opponent on the road:**

Feb. 21, 2004 in Starkville, Miss. (beat No. 4 Mississippi State, 77-73)

**Beat a top-5 opponent:**

December 30, 2017 vs. No. 5 Texas A&M (won, 79-57)

**Beat a top-5 opponent on the road:**

Feb. 21, 2004 in Starkville, Miss. (beat No. 4 Mississippi State, 77-73)

**Played a No. 1 ranked opponent:**

Jan. 31, 2015 vs. No. 1/1 Kentucky (lost, 70-55)

**Beat a No. 1 ranked opponent on the road:**

Jan. 28, 1983 at No. 1 UCLA (won, 70-67)

**Beat a No. 1 ranked opponent:**

Mar. 20, 2004 vs. No. 1 Stanford (NCAA tournament (won, 70-67)

**Had a player dish out 10 or more assists:**

Mikhail Torrence (11) vs. LSU, 1/27/10

**Had a player block five shots:**

Donta Hall (5) at Creighton, 3/15/16

**Had a player block 10 shots:**

Roy Rogers (10) vs. LSU, 2/17/1996

**Had a player with seven or more steals in a game:**

Jeremy Hays (8) vs. Oregon State, 12/12/1998

**Had two players record a double-double in same game:**

Donta Hall (13 pts, 14 rebs.), Dazon Ingram (10 pts., 14 rebs.) vs. Rhode Island, 12/6/17

**Had three players record a double-double in same game:**

Jermareo Davidson (12 pts, 12 rebs), Alonzo Gee (22 pts, 10 rebs), Richard Hendrix (18 pts, 12 rebs) vs. Louisiana Monroe, 11/28/06

**Had a player record a double-double in three consecutive games:**

Richard Hendrix (24 pts, 16 rebs vs. Florida, 17 pts, 11 rebs at Arkansas, 19 pts, 10 rebs at Georgia) (Jan. 8, Jan. 13, Jan. 16, 2008)

**Had a player record a double-double in four consecutive games:**

Richard Hendrix (19 pts, 13 rebs vs. Chicago State, 24 pts, 16 rebs vs. Florida, 17 pts, 11 rebs at Arkansas, 19 pts, 10 rebs at Georgia) (Jan. 4, Jan. 8, Jan. 13, Jan. 16 2008)

**Had a player record a triple-double:**

Roy Rogers (27 pts, 10 rebs, 10 blocks) vs. LSU, 2/17/96

**Had two players score 20 points in a game:**

Dazon Ingram (22) and Collin Sexton (22) vs. LA Tech, 11/29/17

**Had five or more players score in double figures:**

Donta Hall (13), John Petty (12), Daniel Giddens (12), Collin Sexton (11) and Dazon Ingram (10) vs. Rhode Island, 12/6/17

INDIVIDUAL

**Had a player score 50 points:**

Michael Nordholz (50) vs. Southern Miss, 12/12/76 (single-game scoring record)

**Had a player score 40 points:**

Collin Sexton (40) vs. Minnesota, 11/25/17

**Had a player score 35 points:**

Collin Sexton (40) vs. Minnesota, 11/25/17

**Had a player score 30 points:**

Collin Sexton (30) at Arizona, 12/9/17

**Had a player grab 20 rebounds:**

Richard Hendrix (23) vs. Troy, 11/9/07



**0 Donta Hall**

**JUNIOR**

Forward • 6-9 • 232 • Luverne, Ala.  
Luverne HS

**CAREER HIGHS**

Points	20	UCF (12/3/17)
Rebounds	14	Rhode Island (12/6/17)
Assists	3	2x, last vs. Lipscomb (11/14/17)
Steals	3	at Creighton (3/15/16)
Blocks	5	4x, last vs. Memphis (11/10/17)
Minutes	39	at South Carolina (2/7/17)
Field Goals	9	UCF (12/3/17)
FG Att.	9	2x, last vs. UCF (12/3/17)
3-Point FG		
3-Point Att.		
Free Throws	7	Rhode Island (12/6/17)
FT Att.	10	Rhode Island (12/6/17)

**2017-18 SEASON HIGHS**

Points	20	UCF (12/3/17)
Rebounds	14	Rhode Island (12/6/17)
Assists	3	2x, last vs. Lipscomb (11/14/17)
Steals	2	2x, last vs. Texas (12/22/17)
Blocks	5	vs. Memphis (11/10/17)
Minutes	32	at Arizona (12/9/17)
Field Goals	9	UCF (12/3/17)
FG Att.	9	UCF (12/3/17)
3-Point FG		
3-Point Att.		
Free Throws	7	Rhode Island (12/6/17)
FT Att.	10	Rhode Island (12/6/17)

**MISCELLANEOUS STATS**

CATEGORY	2017-18	CAREER
Double-digit scoring	8	15
20+ point games	1	1
Double-digit rebounding	2	5
Double-doubles	3	3
Led UA in scoring	2	4
Led UA in rebounding	4	20
Led UA in three-pointers		
Led UA in assists		1
Led UA in steals	1	13
Led UA in blocks	11	46
5+ assist games		
3+ three-pointers		
3+ steal games		1
3+ block games	6	19

**2017-18 (JUNIOR SEASON)**

- Leads the team in field goal percentage (74.1, 63-of-85), blocks per game (2.6), rebounds per game (7.4) and dunks (32)
- Ranks second in the SEC in blocks and is tied for third in the league in rebounds
- Connected of 9-of-9 field goals to finish with a career-high 20 points vs. UCF (12/3)
- Recorded the first double-double of his career with 11 points and 11 rebounds to go along with a career-high tying five blocks and a career-best three assists in the season opener against Memphis (11/10)
- Registered his second double-double of his career with 13 points and 14 rebounds to go along with three blocks and two assists in the win against URI (12/6)
- Dropped 15 points and pulled down 12 rebounds to record his second consecutive double-double while adding two steals and one block at Arizona (12/9)
- Went 7-of-8 from the field to total 17 points, to go along with six rebounds and two blocks in the win over then-No. 5 Texas A&M (1/30)
- Finished with 15 points to go along with seven rebounds and four blocks against Louisiana Tech (11/29)
- Collected 10 points, five rebounds and three blocks in the home opener against Lipscomb (11/14)
- Went 4-for-5 from the field to total eight points, and grabbed six rebounds in the win against Alabama A&M (11/17)
- Was perfect from the field (4-for-4) to total eight points, and collected two blocks and five rebounds vs. UT Arlington (11/21)
- Went 6-for-8 from the field to score 14 points, while grabbing nine rebounds in 27 minutes against BYU (11/24)
- Totaled eight points, seven rebounds and one block in 15 minutes against then-No. 14 Minnesota (11/25)
- Shot 4-of-6 from the floor to total 9 points while collecting six rebounds and four blocks vs. Mercer (12/19)



**HALL'S 2017-18 GAME-BY-GAME STATS**

Opponent	Date	GS	Min	FG	FGA	Pct	3FG	FGA	Pct	FT	FTA	Pct	Off	Def	Tot	Avg	PF	A	TO	Blk	Stl	Pts	Avg
vs. Memphis	11/10	*	30	5	6	.833	0	0	.000	1	3	.333	4	7	11	11.0	4	3	4	5	0	11	11.0
LIPSCOMB	11/14	*	20	5	7	.714	0	0	.000	0	1	.000	2	3	5	8.0	3	3	1	3	1	10	10.5
ALABAMA A&M	11/17	*	17	4	5	.800	0	0	.000	0	1	.000	1	5	6	7.3	0	0	0	2	0	8	9.7
UT ARLINGTON	11/21	*	22	4	4	1.000	0	0	.000	0	0	.000	1	4	5	6.8	2	0	2	2	0	8	9.3
vs. BYU	11/24	*	27	6	8	.750	0	0	.000	2	2	1.000	2	7	9	7.3	3	0	0	1	0	14	9.9
vs. Minnesota	11/25	*	15	3	8	.375	0	0	.000	2	2	1.000	2	5	7	7.2	1	0	0	1	0	8	9.8
LOUISIANA TECH	11/29	*	23	6	7	.857	0	0	.000	3	3	1.000	1	6	7	7.1	2	0	0	4	0	15	10.6
UCF	12/3	*	27	9	9	1.000	0	0	.000	2	3	.667	1	3	4	6.8	0	1	1	4	1	20	11.8
RHODE ISLAND	12/6	*	29	3	6	.500	0	0	.000	7	10	.700	4	10	14	7.6	2	2	5	3	0	13	11.9
at Arizona	12/9	*	32	6	8	.750	0	0	.000	3	4	.750	5	7	12	8.0	1	0	3	1	2	15	12.2
vs. Mercer	12/19	*	31	4	6	.667	0	0	.000	1	2	.500	2	4	6	7.8	2	0	0	4	0	9	11.9
TEXAS	12/22	*	14	1	3	.333	0	0	.000	0	2	.000	3	1	4	7.5	3	0	3	2	2	2	11.1
TEXAS A&M*	12/30	*	28	7	8	.875	0	0	.000	3	3	1.000	2	4	6	7.4	3	1	2	2	0	17	11.5
at Vanderbilt*																							
at Georgia*																							
SOUTH CAROLINA*																							
at LSU*																							
AUBURN*																							
MISSISSIPPI STATE*																							
at Ole Miss*																							
OKLAHOMA																							
MISSOURI*																							
at Florida*																							
at Mississippi State*																							
TENNESSEE*																							
LSU*																							
at Kentucky*																							
at Auburn*																							
ARKANSAS*																							
FLORIDA*																							
at Texas A&M*																							


\* indicates Southeastern Conference opponent

**HALL'S CAREER STATS**

YEAR	GP	GS	MIN	AVG	FG	FGA	PCT	3FG	3FGA	PCT	FT	FTA	PCT	OFF	DEF	TOT	AVG	PF	FO	AST	TO	BLK	STL	PTS	AVG
2015-16	33	0	421	12.8	37	61	.607	0	0	.000	19	44	.432	46	96	142	4.3	83	5	7	16	56	15	93	2.8
2016-17	34	20	670	19.7	79	120	.658	0	0	.000	45	75	.600	66	120	186	5.5	85	3	18	31	48	18	203	6.0
2017-18	13	13	315	24.2	63	85	.741	0	0	.000	24	36	.667	30	66	96	7.4	26	0	10	21	34	6	150	11.5
<b>TOTAL</b>	<b>80</b>	<b>33</b>	<b>1406</b>	<b>17.6</b>	<b>179</b>	<b>266</b>	<b>.673</b>	<b>0</b>	<b>0</b>	<b>.000</b>	<b>88</b>	<b>155</b>	<b>.568</b>	<b>142</b>	<b>282</b>	<b>424</b>	<b>5.3</b>	<b>194</b>	<b>8</b>	<b>35</b>	<b>68</b>	<b>138</b>	<b>39</b>	<b>446</b>	<b>5.6</b>

**HALL'S CAREER SEC STATS**

YEAR	GP	GS	MIN	AVG	FG	FGA	PCT	3FG	3FGA	PCT	FT	FTA	PCT	OFF	DEF	TOT	AVG	PF	FO	AST	TO	BLK	STL	PTS	AVG
2015-16	18	0	227	12.6	19	34	.559	0	0	.000	8	21	.381	32	62	94	5.2	53	5	5	8	28	9	46	2.6
2016-17	18	15	372	20.7	38	59	.644	0	0	.000	23	40	.575	38	65	103	5.7	46	2	11	19	23	8	99	5.5
2017-18	1	1	28	28.0	7	8	.875	0	0	.000	3	3	1.000	2	4	6	6.0	3	0	1	2	2	0	17	17.0
<b>TOTAL</b>	<b>37</b>	<b>16</b>	<b>627</b>	<b>16.9</b>	<b>64</b>	<b>101</b>	<b>.634</b>	<b>0</b>	<b>0</b>	<b>.000</b>	<b>34</b>	<b>64</b>	<b>.531</b>	<b>72</b>	<b>131</b>	<b>203</b>	<b>5.5</b>	<b>102</b>	<b>7</b>	<b>17</b>	<b>29</b>	<b>53</b>	<b>17</b>	<b>162</b>	<b>4.4</b>



**1 Riley Norris**

**SENIOR**

Guard/Forward • 6-7 • 210 • Albertville, Ala.  
Albertville HS

**CAREER HIGHS**

Points	27	South Carolina (1/13/16)
Rebounds	16	at LSU (2/17/16)
Assists	3	at Georgia (3/5/16)
Steals	3	4X, last vs. Auburn (2/4/17)
Blocks	2	vs. Jacksonville State (12/29/15)
Minutes	46	at South Carolina (2/7/17)
Field Goals	9	South Carolina (1/13/16)
FG Att.	16	South Carolina (1/13/16)
3-Point FG	8	South Carolina (1/13/16)
3-Point Att.	11	South Carolina (1/13/16)
Free Throws	8	Louisiana (11/20/15)
FT Att.	10	Louisiana (11/20/15)

**2017-18 SEASON HIGHS**

Points	13	vs. Minnesota (11/25/17)
Rebounds	4	Louisiana Tech (11/29/17)
Assists	1	5x, last at Arizona (12/9/17)
Steals	1	5x, last vs. Mercer (12/19/17)
Blocks		
Minutes	25	vs. Minnesota (11/25/17)
Field Goals	4	vs. Minnesota (11/25/17)
FG Att.	8	vs. Minnesota (11/25/17)
3-Point FG	2	2X, last at Arizona (12/9/17)
3-Point Att.	5	2X, last at Arizona (12/9/17)
Free Throws	3	vs. Minnesota (11/25)
FT Att.	4	vs. Minnesota (11/25)

**MISCELLANEOUS STATS**

CATEGORY	2017-18	CAREER
Double-digit scoring	1	33
20+ point games		2
Double-digit rebounding		8
Double-doubles		5
Led UA in scoring		9
Led UA in rebounding		22
Led UA in three-pointers		28
Led UA in assists		7
Led UA in steals		17
Led UA in blocks		6
5+ assist games		
3+ three-pointers		14
3+ steal games		4
3+ block games		

**2017-18 (SENIOR SEASON)**

- Announced on Dec. 30 that he will miss the remainder of the 2017-18 season with hip injury and will undergo surgery
- Missed the first three games of the season with a hip injury
- Made his season debut against UT Arlington (11/21), finishing with five points and three rebounds in 15 minutes off the bench
- Shot 4-of-8 from the floor to total 13 points to go along with two rebounds and one steal against then-No. 14 Minnesota (11/25)
- Scored four points and grabbed four rebounds in the win over Louisiana Tech (11/26)
- Made his first start of the season, totaling four points and three rebounds vs. UCF (12/3)
- Scored six points and pulled down two rebounds while dishing out one assist at Arizona (12/9)
- Totaled five points, three rebounds and one steal against Mercer (12/19)



**2016-17 (JUNIOR SEASON)**

- Played in 34 contests making 27 starts
- Ranked third in scoring (9.0), three-point field goal percentage (.333) and minutes per game (27.3)
- Led the team in three-pointers made (47) and attempted (141)
- Finished with 14 double-figure scoring games, 11 of which came over the Tide's last 23 games
- Had first double-double of the season and fifth of his career with 14 rebounds and 11 points in a career-high 46 minutes in Alabama's 40T victory over South Carolina (2/7)
- Established a season-high 20 points in the victory at LSU (1/14)
- Recorded a season-high in made three-pointers (4) while leading the team in scoring (17) in the win over LSU (2/18)
- Registered 15 points in the win at Georgia (1/25)
- Had 13 points in the win over Mississippi State (1/28)
- Scored 18 points vs. Stetson (12/29)
- Received the Media Appreciation Award

**NORRIS' 2017-18 GAME-BY-GAME STATS**

Opponent	Date	GS	Min	FG	FGA	Pct	3FG	FGA	Pct	FT	FTA	Pct	Off	Def	Tot	Avg	PF	A	TO	Blk	Stl	Pts	Avg
vs. Memphis	11/10																						
LIPSCOMB	11/14																						
ALABAMA A&M	11/17																						
UT ARLINGTON	11/21	15	2	4	.500	1	2	.500	0	0	.000	1	2	3	3.0	0	1	0	0	1	5	5.0	
vs. BYU	11/24	15	2	5	.400	0	2	.000	0	0	.000	1	2	3	3.0	2	1	1	0	1	4	4.5	
vs. Minnesota	11/25	25	4	8	.500	2	5	.400	3	4	.750	0	2	2	2.7	4	0	0	0	1	13	7.3	
LOUISIANA TECH	11/29	24	2	3	.667	0	1	.000	0	1	.000	2	2	4	3.0	2	1	0	0	0	4	6.5	
UCF	12/3	*	21	1	4	.250	1	1	1.000	1	2	.500	0	3	3	3.0	2	1	2	0	4	6.0	
RHODE ISLAND	12/6	*	21	1	4	.250	0	3	.000	0	0	.000	0	2	2	2.8	2	1	1	0	0	2	5.3
at Arizona	12/9	*	24	2	6	.333	2	5	.400	0	0	.000	1	1	2	2.7	3	1	0	0	0	6	5.4
vs. Mercer	12/19		12	2	3	.667	0	1	.000	1	1	1.000	1	2	3	2.8	3	0	1	0	1	5	5.4
TEXAS	12/22	9	0	0	.000	0	0	.000	0	0	.000	0	0	0	2.4	1	0	0	0	0	0	4.8	
TEXAS A&M*	12/30																						
at Vanderbilt*																							
at Georgia*																							
SOUTH CAROLINA*																							
at LSU*																							
AUBURN*																							
MISSISSIPPI STATE*																							
at Ole Miss*																							
OKLAHOMA																							
MISSOURI*																							
at Florida*																							
at Mississippi State*																							
TENNESSEE*																							
LSU*																							
at Kentucky*																							
at Auburn*																							
ARKANSAS*																							
FLORIDA*																							
at Texas A&M*																							

\* indicates Southeastern Conference opponent

**NORRIS' CAREER STATS**

YEAR	GP	GS	MIN	AVG	FG	FGA	PCT	3FG	3FGA	PCT	FT	FTA	PCT	OFF	DEF	TOT	AVG	PF	FO	AST	TO	BLK	STL	PTS	AVG
2014-15	34	8	712	20.9	55	145	.379	25	74	.338	26	43	.605	40	102	142	4.2	79	1	22	31	7	21	161	4.7
2015-16	33	19	930	28.2	77	208	.370	45	120	.375	47	72	.653	54	122	176	5.3	64	0	23	39	8	26	246	7.5
2016-17	34	27	927	27.3	105	258	.407	47	141	.333	48	65	.738	41	88	129	3.8	76	1	25	38	4	23	305	9.0
2017-18	9	3	166	18.4	16	37	.432	6	20	.300	5	8	.625	6	16	22	2.4	19	0	6	5	0	4	43	4.8
<b>TOTAL</b>	<b>110</b>	<b>57</b>	<b>2735</b>	<b>24.9</b>	<b>253</b>	<b>648</b>	<b>.390</b>	<b>123</b>	<b>355</b>	<b>.346</b>	<b>126</b>	<b>188</b>	<b>.670</b>	<b>141</b>	<b>328</b>	<b>469</b>	<b>4.3</b>	<b>238</b>	<b>2</b>	<b>76</b>	<b>113</b>	<b>19</b>	<b>74</b>	<b>755</b>	<b>6.9</b>

**NORRIS' CAREER SEC STATS**

YEAR	GP	GS	MIN	AVG	FG	FGA	PCT	3FG	3FGA	PCT	FT	FTA	PCT	OFF	DEF	TOT	AVG	PF	FO	AST	TO	BLK	STL	PTS	AVG
2014-15	18	4	381	21.2	24	75	.320	13	42	.310	14	25	.560	20	52	72	4.0	41	1	11	18	2	8	75	4.2
2015-16	18	16	569	31.6	50	131	.382	30	79	.380	20	32	.625	34	76	110	6.1	38	0	15	25	3	16	150	8.3
2016-17	18	16	534	29.7	61	148	.412	28	81	.346	26	37	.703	14	42	56	3.1	47	1	9	23	1	12	176	9.8
2017-18	0	0	0	0.0	0	0	.000	0	0	.000	0	0	.000	0	0	0	0.0	0	0	0	0	0	0	0	0.0
<b>TOTAL</b>	<b>54</b>	<b>36</b>	<b>1484</b>	<b>27.5</b>	<b>135</b>	<b>354</b>	<b>.381</b>	<b>71</b>	<b>202</b>	<b>.351</b>	<b>60</b>	<b>94</b>	<b>.638</b>	<b>68</b>	<b>170</b>	<b>238</b>	<b>4.4</b>	<b>126</b>	<b>2</b>	<b>35</b>	<b>66</b>	<b>6</b>	<b>36</b>	<b>401</b>	<b>7.4</b>



**2 Collin Sexton**

**FRESHMAN**

Guard • 6-3 • 190 • Mableton, Ga.  
Pebblebrook HS

**CAREER HIGHS**

Points	40	vs. Minnesota (11/25/17)
Rebounds	7	vs. BYU (11/24/17)
Assists	5	3x, last vs. Minnesota (11/25/17)
Steals	3	2x, last vs. Texas (12/22/17)
Blocks		
Minutes	36	vs. Minnesota (11/25/17)
Field Goals	12	vs. Minnesota (11/25/17)
FG Att.	22	vs. Minnesota (11/25/17)
3-Point FG	4	vs. Minnesota (11/25/17)
3-Point Att.	7	vs. Minnesota (11/25/17)
Free Throws	15	at Arizona (12/9/17)
FT Att.	16	vs. Minnesota (11/25/17)

**2016-17 SEASON HIGHS**

Points	40	vs. Minnesota (11/25/17)
Rebounds	7	vs. BYU (11/24/17)
Assists	5	3x, last vs. Minnesota (11/25/17)
Steals	3	2x, last vs. Texas (12/22/17)
Blocks		
Minutes	36	vs. Minnesota (11/25/17)
Field Goals	12	vs. Minnesota (11/25/17)
FG Att.	22	vs. Minnesota (11/25/17)
3-Point FG	4	vs. Minnesota (11/25/17)
3-Point Att.	7	vs. Minnesota (11/25/17)
Free Throws	15	at Arizona (12/9/17)
FT Att.	16	vs. Minnesota (11/25/17)

**MISCELLANEOUS STATS**

CATEGORY	2017-18	CAREER
Double-digit scoring	10	10
20+ point games	7	7
Double-digit rebounding		
Double-doubles		
Led UA in scoring	6	6
Led UA in rebounding		
Led UA in three-pointers	5	5
Led UA in assists	7	7
Led UA in steals	4	4
Led UA in blocks		
5+ assist games	3	3
3+ three-pointers	3	3
3+ steal games	2	2
3+ block games		

**2017-18 (FRESHMAN SEASON)**

- Ranks second in the SEC in scoring average (20.1 ppg) and tops the squad in assists per game (3.3)
- Named to Watch Lists for the Cousy Award, Naismith Trophy and Oscar Robertson Trophy prior to the start of the season
- Set an Alabama freshman scoring record with 40 points, including 31 in the second half, against then-No. 14 Minnesota (11/25)
- Was the first Alabama player to score 40 in a game since Reggie King had 43 points on March 12, 1979 vs. Virginia
- Became the first freshman in the modern era at Alabama to score three straight games of more than 20 points in each of his first three games
- Went for 30 points and was near perfect from the free throw line (15-of-16) at Arizona (12/9)
- Finished with 22 points to tie for the team lead against Louisiana Tech (11/29) while leading the team with three steals
- Dropped 22 points (7-of-10) to lead the team in scoring, and added five assists and two steals in his collegiate debut in the home opener against Lipscomb (11/14)
- His 22 points were the most scored in a game by a true freshman at Alabama since Eddie Phillips poured in 25 points in his debut back on Nov. 24, 1978
- Recorded his second straight 20-plus point game, totaling 25 points, to go along with five assists and four rebounds in the win against Alabama A&M (11/17)
- Registered 29 points, while shooting 11-for-14 from the charity stripe and adding four assists in the win against UT Arlington (11/21)
- Scored 10 points while totaling seven rebounds and three assists in 30 minutes against BYU (11/24)
- Reached double figures with 11 points while grabbing four rebounds and one steal against URI (12/6)
- Was perfect from the free throw line (9-of-9) to total 21 points while collecting four assists and three rebounds vs. Mercer (12/19)
- Went 9-of-10 from the free throw line to score 16 points, while collecting three rebounds, two assists and one steal vs. No. 5 Texas A&M (12/30)



**HIGH SCHOOL**

- Played at Pebblebrook High School under coach George Washington
- A consensus top-10 player in the country
- Rated as the No. 2 point guard and No. 7 player nationally by 247Sports.com
- Won a gold medal with USA Basketball and received MVP honors at the FIBA U17 World Championships in Spain
- Selected a McDonald's All-American as a senior becoming just the 11th Crimson Tide signee to receive the honor
- Won the McDonald's All-America Game Jam Fest Dunk Contest joining previous winners Carmelo Anthony, LeBron James and Blake Griffin, among others
- Played in the Jordan Brand Classic National All-Star Game alongside teammate John Petty
- Averaged 30.1 points per game in the 2016 EYBL to lead the league

**SEXTON'S 2017-18 GAME-BY-GAME STATS**

Opponent	Date	GS	Min	FG	FGA	Pct	3FG	FGA	Pct	FT	FTA	Pct	Off	Def	Tot	Avg	PF	A	TO	Blk	Stl	Pts	Avg
vs. Memphis	11/10																						
LIPSCOMB	11/14	*	27	7	10	.700	3	5	.600	5	12	.417	0	1	1	1.0	1	5	2	0	2	22	22.0
ALABAMA A&M	11/17	*	26	11	16	.688	2	4	.500	1	1	1.000	2	2	4	2.5	2	5	0	0	0	25	23.5
UT ARLINGTON	11/21	*	32	8	15	.533	2	6	.333	11	14	.786	1	0	1	2.0	2	4	1	0	2	29	25.3
vs. BYU	11/24	*	30	3	11	.273	0	1	.000	4	6	.667	3	4	7	3.6	2	3	3	0	1	10	24.4
vs. Minnesota	11/25	*	36	12	22	.545	4	7	.571	12	16	.750	1	5	6	3.8	4	5	3	0	1	40	25.2
LOUISIANA TECH	11/29	*	34	6	19	.316	1	2	.500	9	11	.818	2	3	5	4.0	2	3	4	0	3	22	24.7
UCF	12/3	*	30	0	4	.000	0	1	.000	7	8	.875	2	2	4	4.0	3	3	3	0	1	7	22.1
RHODE ISLAND	12/6	*	17	3	7	.429	1	2	.500	4	6	.667	0	4	4	4.0	0	0	3	0	1	11	20.8
at Arizona	12/9	*	32	6	15	.400	3	6	.500	15	16	.938	0	0	0	3.6	5	2	2	0	0	30	21.8
vs. Mercer	12/19	*	29	6	11	.545	0	3	.000	9	9	1.000	1	2	3	3.5	2	4	2	0	0	21	21.7
TEXAS	12/22	*	32	4	12	.333	0	1	.000	0	0	.000	2	3	5	3.6	1	4	1	0	3	8	20.5
TEXAS A&M*	12/30	*	29	3	12	.250	1	6	.167	9	10	.900	0	3	3	3.6	1	2	3	0	1	16	20.1
at Vanderbilt*																							
at Georgia*																							
SOUTH CAROLINA*																							
at LSU*																							
AUBURN*																							
MISSISSIPPI STATE*																							
at Ole Miss*																							
OKLAHOMA																							
MISSOURI*																							
at Florida*																							
at Mississippi State*																							
TENNESSEE*																							
LSU*																							
at Kentucky*																							
at Auburn*																							
ARKANSAS*																							
FLORIDA*																							
at Texas A&M*																							

\* indicates Southeastern Conference opponent

**SEXTON'S CAREER STATS**

YEAR	GP	GS	MIN	AVG	FG	FGA	PCT	3FG	3FGA	PCT	FT	FTA	PCT	OFF	DEF	TOT	AVG	PF	FO	AST	TO	BLK	STL	PTS	AVG
2017-18	12	12	354	29.5	69	154	.448	17	44	.386	86	109	.789	14	29	43	3.6	25	1	40	27	0	15	241	20.1
<b>TOTAL</b>	<b>12</b>	<b>12</b>	<b>354</b>	<b>29.5</b>	<b>69</b>	<b>154</b>	<b>.448</b>	<b>17</b>	<b>44</b>	<b>.386</b>	<b>86</b>	<b>109</b>	<b>.789</b>	<b>14</b>	<b>29</b>	<b>43</b>	<b>3.6</b>	<b>25</b>	<b>1</b>	<b>40</b>	<b>27</b>	<b>0</b>	<b>15</b>	<b>241</b>	<b>20.1</b>

**SEXTON'S CAREER SEC STATS**

YEAR	GP	GS	MIN	AVG	FG	FGA	PCT	3FG	3FGA	PCT	FT	FTA	PCT	OFF	DEF	TOT	AVG	PF	FO	AST	TO	BLK	STL	PTS	AVG
2017-18	1	1	29	29.0	3	12	.250	1	6	.167	9	10	.900	0	3	3	3.0	1	0	2	3	0	1	16	16.0
<b>TOTAL</b>	<b>1</b>	<b>1</b>	<b>29</b>	<b>29.0</b>	<b>3</b>	<b>12</b>	<b>.250</b>	<b>1</b>	<b>6</b>	<b>.167</b>	<b>9</b>	<b>10</b>	<b>.900</b>	<b>0</b>	<b>3</b>	<b>3</b>	<b>3.0</b>	<b>1</b>	<b>0</b>	<b>2</b>	<b>3</b>	<b>0</b>	<b>1</b>	<b>16</b>	<b>16.0</b>



**3 Alex Reese**

**FRESHMAN**

Forward • 6-9 • 250 • Pelham, Ala.  
Pelham HS

**CAREER HIGHS**

Points	10	vs. Mercer (12/19/17)
Rebounds	9	2x, last vs. Lipscomb (11/14/17)
Assists	3	vs. Memphis (11/10/17)
Steals	4	vs. Memphis (11/10/17)
Blocks	1	3x, last vs. Mercer (12/19/17)
Minutes	30	vs. Memphis (11/10/17)
Field Goals	4	2x, last vs. Mercer (12/19/17)
FG Att.	9	vs. Memphis (11/10/17)
3-Point FG	2	2x, last vs. Mercer (12/19/17)
3-Point Att.	7	vs. Memphis (11/10/17)
Free Throws	1	2x, last vs. Texas (12/22/17)
FT Att.	3	vs. Texas (12/22/17)

**2017-18 SEASON HIGHS**

Points	10	vs. Mercer (12/19/17)
Rebounds	9	2x, last vs. Lipscomb (11/14/17)
Assists	3	vs. Memphis (11/10/17)
Steals	4	vs. Memphis (11/10/17)
Blocks	1	3x, last vs. Mercer (12/19/17)
Minutes	30	vs. Memphis (11/10/17)
Field Goals	4	2x, last vs. Mercer (12/19/17)
FG Att.	9	vs. Memphis (11/10/17)
3-Point FG	2	2x, last vs. Mercer (12/19/17)
3-Point Att.	7	vs. Memphis (11/10/17)
Free Throws	1	2x, last vs. Texas (12/22/17)
FT Att.	3	vs. Texas (12/22/17)

**MISCELLANEOUS STATS**

CATEGORY	2017-18	CAREER
Double-digit scoring	1	1
20+ point games		
Double-digit rebounding		
Double-doubles		
Led UA in scoring		
Led UA in rebounding	2	2
Led UA in three-pointers		
Led UA in assists		
Led UA in steals	1	1
Led UA in blocks		
5+ assist games		
3+ three-pointers		
3+ steal games	1	1
3+ block games		

**2017-18 (FRESHMAN SEASON)**

- Was a crucial factor in the win against Mercer (12/19) scoring a career-high 10 points off the bench at the Rocket City Classic
- Led the team in steals (4) while also collecting eight points, nine rebounds and three assists off the bench in the season opener against Memphis (11/10)
- Grabbed a season-high nine rebounds to go with four points in the home opener against Lipscomb (11/14)
- Provided nine points and eight rebounds in 23 minutes off the bench vs. Alabama A&M (11/17)
- Provided a spark off the bench in the come-from-behind win over Louisiana Tech (11/29), playing 14 minutes with two points and three rebounds
- Scored three points in five minutes off the bench against UCF (12/3)
- Collected three points, two rebounds and one steal in 19 minutes off the bench vs. Texas (12/22)



**HIGH SCHOOL**

- Played at Pelham High School under head coach Joel Floyd
- Was the No. 2 prospect in the state of Alabama according to ESPN.com
- Ranked No. 58 overall and the No. 8 power forward according to Scout.com
- Was also the 20th-ranked player in the region by Scout.com
- Was selected to play in the 2017 Alabama-Mississippi All-Star Game alongside teammates Herb Jones (Alabama) and Galin Smith (Mississippi)
- Named the AHSAA 6A State Player of the Year and received Alabama Sports Writer's Association Class 6A First Team All-State honors as a senior
- Averaged 20 points and 10 rebounds in 2017
- Also received first team all-state honors as a junior after averaging 25.4 points, 10.9 rebounds and a block per game
- Selected to AL.com's first-team All-Birmingham list
- Was a finalist for 6A Player of the Year as a junior
- Earned a spot on the USA Basketball Junior National team in 2015
- Was a member of the Class 6A All-State first team and All-Shelby County first team as a sophomore
- Also named to AL.com's 2015 Super All-State second team and was All-Area first team
- Started all 30 games his sophomore year averaging 18.9 points and 9.0 rebounds per game

**REESE'S 2017-18 GAME-BY-GAME STATS**

Opponent	Date	GS	Min	FG	FGA	Pct	3FG	3FGA	Pct	FT	FTA	Pct	Off	Def	Tot	Avg	PF	A	TO	Blk	Stl	Pts	Avg
vs. Memphis	11/10		30	3	9	.333	2	7	.286	0	0	.000	3	6	9	9.0	3	3	0	0	4	8	8.0
LIPSCOMB	11/14		16	2	6	.333	0	4	.000	0	0	.000	2	7	9	9.0	1	0	0	1	0	4	6.0
ALABAMA A&M	11/17		23	4	6	.667	1	2	.500	0	0	.000	2	6	8	8.7	0	1	5	1	0	9	7.0
UT ARLINGTON	11/21		3	0	1	.000	0	1	.000	0	0	.000	0	0	0	6.5	0	0	0	0	0	0	5.3
vs. BYU	11/24		4	0	0	.000	0	0	.000	0	0	.000	0	2	2	5.5	0	0	0	0	0	0	4.4
vs. Minnesota	11/25		3	0	1	.000	0	1	.000	0	0	.000	0	0	0	4.7	0	0	0	0	0	0	3.5
LOUISIANA TECH	11/29		14	1	1	1.000	0	0	.000	0	1	.000	2	1	3	4.4	2	0	2	0	1	2	3.3
UCF	12/3		5	1	2	.500	0	1	.000	1	1	1.000	0	1	1	4.0	0	0	1	0	0	3	3.3
RHODE ISLAND	12/6								DNP														
at Arizona	12/9								DNP														
vs. Mercer	12/19		18	4	6	.667	2	4	.500	0	0	.000	2	0	2	3.8	2	0	0	1	0	10	4.0
TEXAS	12/22		19	1	5	.200	1	3	.333	0	0	.000	1	1	2	3.6	2	0	0	0	1	3	3.9
TEXAS A&M*	12/30		3	0	0	.000	0	0	.000	0	0	.000	0	1	1	3.4	1	0	0	0	0	0	3.5
at Vanderbilt*																							
at Georgia*																							
SOUTH CAROLINA*																							
at LSU*																							
AUBURN*																							
MISSISSIPPI STATE*																							
at Ole Miss*																							
OKLAHOMA																							
MISSOURI*																							
at Florida*																							
at Mississippi State*																							
TENNESSEE*																							
LSU*																							
at Kentucky*																							
at Auburn*																							
ARKANSAS*																							
FLORIDA*																							
at Texas A&M*																							


\* indicates Southeastern Conference opponent

**REESE'S CAREER STATS**

YEAR	GP	GS	MIN	AVG	FG	FGA	PCT	3FG	3FGA	PCT	FT	FTA	PCT	OFF	DEF	TOT	AVG	PF	FO	AST	TO	BLK	STL	PTS	AVG
2017-18	11	0	138	12.5	16	37	.432	6	23	.261	1	2	.500	12	25	37	3.4	11	0	4	8	3	6	39	3.5
<b>TOTAL</b>	<b>11</b>	<b>0</b>	<b>138</b>	<b>12.5</b>	<b>16</b>	<b>37</b>	<b>.432</b>	<b>6</b>	<b>23</b>	<b>.261</b>	<b>1</b>	<b>2</b>	<b>.500</b>	<b>12</b>	<b>25</b>	<b>37</b>	<b>3.4</b>	<b>11</b>	<b>0</b>	<b>4</b>	<b>8</b>	<b>3</b>	<b>6</b>	<b>39</b>	<b>3.5</b>

**REESE'S CAREER SEC STATS**

YEAR	GP	GS	MIN	AVG	FG	FGA	PCT	3FG	3FGA	PCT	FT	FTA	PCT	OFF	DEF	TOT	AVG	PF	FO	AST	TO	BLK	STL	PTS	AVG
2017-18	1	0	3	3.0	0	0	.000	0	0	.000	0	0	.000	0	1	1	1.0	1	0	0	0	0	0	0	0.0
<b>TOTAL</b>	<b>1</b>	<b>0</b>	<b>3</b>	<b>3.0</b>	<b>0</b>	<b>0</b>	<b>.000</b>	<b>0</b>	<b>0</b>	<b>.000</b>	<b>0</b>	<b>0</b>	<b>.000</b>	<b>0</b>	<b>1</b>	<b>1</b>	<b>1.0</b>	<b>1</b>	<b>0</b>	<b>0</b>	<b>0</b>	<b>0</b>	<b>0</b>	<b>0</b>	<b>0.0</b>



**4 Daniel Giddens**

**SOPHOMORE**

Forward/Center • 6-11 • 247 • Mableton, Ga.  
Oak Hill Academy

**CAREER HIGHS**

Points	12	Rhode Island (12/6/17)
Rebounds	9	3x, last at Illinois (1/28/16)
Assists	1	12x, last vs. Minnesota (11/25/17)
Steals	4	at Connecticut (12/12/15)
Blocks	6	UT Arlington (11/20/15)
Minutes	28	Penn State (11/25/16)
Field Goals	5	2x, last vs. Rhode Island (12/6/17)
FG Att.	9	Rhode Island (12/6/17)
3-Point FG		
3-Point Att.	1	Michigan State (3/11/16)
Free Throws	3	2x, last vs. Florida (3/20/16)
FT Att.	7	Lipscomb (11/14/17)

**2017-18 SEASON HIGHS**

Points	12	Rhode Island (12/6/17)
Rebounds	6	2x, last vs. Texas (12/22/17)
Assists	1	3x, last vs. Minnesota (11/25/17)
Steals	1	3x, last vs. Rhode Island (12/6/17)
Blocks	3	2x, last vs. BYU (11/24/17)
Minutes	21	2x, last vs. Texas (12/22/17)
Field Goals	5	2x, last vs. Texas (12/22/17)
FG Att.	9	Rhode Island (12/6/17)
3-Point FG		
3-Point Att.		
Free Throws	2	2X, last vs. Rhode Island (12/6/17)
FT Att.	7	Lipscomb (11/14/17)

**MISCELLANEOUS STATS**

CATEGORY	2017-18	CAREER
Double-digit scoring	2	4
20+ point games		
Double-digit rebounding		
Double-doubles		
Led UA in scoring		
Led UA in rebounding		
Led UA in three-pointers		
Led UA in assists		
Led UA in steals	1	1
Led UA in blocks	4	4
5+ assist games		
3+ three-pointers		
3+ steal games		4
3+ block games	3	11

**2017-18 (SOPHOMORE SEASON)**

- Second on the team in blocked shots (19)
- Registered a career-high 12 points while totaling six rebounds, two blocks and one steal in the win vs. Rhode Island (12/6)
- Totaled 10 points and six rebounds against Texas (12/22)
- Scored eight points to go along with three blocks, one steal and two rebounds in the win against BYU (11/24)
- Grabbed five rebounds to go along with three blocks and three points in the home opener against Lipscomb (11/14)
- Scored four points and made one block in 11 minutes in the win against UT Arlington (11/21)
- Tied for the lead in blocks (4) while scoring four points and grabbing three rebounds vs. UCF (12/3)
- Collected eight points, two rebounds and one block at Arizona (12/9)
- Scored four points while totaling three rebounds and two blocks against Mercer (12/19)



**2016-17 (REDSHIRT SEASON)**

- Sat out the 2016-17 season due to NCAA transfer rules
- Transferred from Ohio State prior to the 2016-17 season
- Received a Student Academic Achievement Award in 2017
- Saw action in 33 contests at Ohio State, while making seven starts
- Averaged 3.8 points, 3.6 rebounds and 1.5 blocks in 18.2 minutes per game
- Improved as the year went on, averaging 5.0 points, 4.0 rebounds and 2.0 blocks a game in the Buckeyes' four postseason contests, including going for a season-high 11 points in a loss to Florida in the second round of the 2016 National Invitation Tournament
- Scored 11 points and grabbed six rebounds in 26 minutes off the bench against Mount St. Mary's (11/15)
- Totaled seven points, nine boards and six blocks against UT-Arlington (11/20)
- Collected five points, six rebounds and three blocks against Memphis (11/27) ... had four blocks vs. Virginia (12/1)
- Tallied seven points, six boards and four steals at UConn (12/12)
- Recorded six points and three boards vs. Kentucky (12/19)

**GIDDENS' 2017-18 GAME-BY-GAME STATS**

Opponent	Date	GS	Min	FG	FGA	Pct	3FG	3FGA	Pct	FT	FTA	Pct	Off	Def	Tot	Avg	PF	A	TO	Blk	Stl	Pts	Avg
vs. Memphis	11/10	*	5	0	0	.000	0	0	.000	0	0	.000	0	1	1	1.0	4	0	2	0	0	0	0.0
LIPSCOMB	11/14	*	15	1	2	.500	0	0	.000	1	7	.143	0	5	5	3.0	2	0	1	3	1	3	1.5
ALABAMA A&M	11/17	*	15	0	1	.000	0	0	.000	2	2	1.000	0	1	1	2.3	5	1	1	1	0	2	1.7
UT ARLINGTON	11/21	*	11	2	3	.667	0	0	.000	0	0	.000	1	0	1	2.0	1	0	0	1	0	4	2.3
vs. BYU	11/24	*	21	3	4	.750	0	0	.000	2	2	1.000	0	2	2	2.0	1	1	0	3	1	8	3.0
vs. Minnesota	11/25	*	9	0	1	.000	0	0	.000	0	0	.000	1	1	2	2.0	2	1	2	0	0	0	2.8
LOUISIANA TECH	11/29	*	5	0	1	.000	0	0	.000	0	0	.000	0	2	2	2.0	2	0	0	0	0	0	2.4
UCF	12/3		9	2	5	.400	0	0	.000	0	1	.000	0	3	3	2.1	3	0	0	4	0	4	2.6
RHODE ISLAND	12/6		17	5	9	.556	0	0	.000	2	3	.667	3	3	6	2.6	2	0	2	2	1	12	3.7
at Arizona	12/9		19	4	7	.571	0	0	.000	0	0	.000	0	2	2	2.5	4	0	1	1	0	8	4.1
vs. Mercer	12/19		8	2	3	.667	0	0	.000	0	1	.000	1	2	3	2.5	4	0	2	2	0	4	4.1
TEXAS	12/22		21	5	8	.625	0	0	.000	0	0	.000	2	4	6	2.8	3	0	0	0	0	10	4.6
TEXAS A&M*	12/30		15	1	4	.250	0	0	.000	0	0	.000	0	2	2	2.8	1	0	0	2	0	2	4.4
at Vanderbilt*																							
at Georgia*																							
SOUTH CAROLINA*																							
at LSU*																							
AUBURN*																							
MISSISSIPPI STATE*																							
at Ole Miss*																							
OKLAHOMA																							
MISSOURI*																							
at Florida*																							
at Mississippi State*																							
TENNESSEE*																							
LSU*																							
at Kentucky*																							
at Auburn*																							
ARKANSAS*																							
FLORIDA*																							
at Texas A&M*																							

\* indicates Southeastern Conference opponent

**GIDDENS' CAREER STATS**

YEAR	GP	GS	MIN	AVG	FG	FGA	PCT	3FG	3FGA	PCT	FT	FTA	PCT	OFF	DEF	TOT	AVG	PF	FO	AST	TO	BLK	STL	PTS	AVG
2015-16*	33	7	599	18.2	51	110	.464	0	1	.000	25	57	.439	49	70	119	3.6	108	3	9	33	50	17	127	3.8
2017-18	13	7	170	13.1	25	48	.521	0	0	.000	7	16	.438	8	28	36	2.8	34	1	3	11	19	3	57	4.4
<b>TOTAL</b>	<b>46</b>	<b>14</b>	<b>769</b>	<b>16.7</b>	<b>76</b>	<b>158</b>	<b>.481</b>	<b>0</b>	<b>1</b>	<b>.000</b>	<b>32</b>	<b>73</b>	<b>.438</b>	<b>57</b>	<b>98</b>	<b>155</b>	<b>3.4</b>	<b>142</b>	<b>4</b>	<b>12</b>	<b>44</b>	<b>69</b>	<b>20</b>	<b>184</b>	<b>4.0</b>

**GIDDENS' CAREER SEC STATS**

YEAR	GP	GS	MIN	AVG	FG	FGA	PCT	3FG	3FGA	PCT	FT	FTA	PCT	OFF	DEF	TOT	AVG	PF	FO	AST	TO	BLK	STL	PTS	AVG
2017-18	1	0	15	15.0	1	4	.250	0	0	.000	0	0	.000	0	2	2	2.0	1	0	0	0	2	0	2	2.0
<b>TOTAL</b>	<b>1</b>	<b>0</b>	<b>15</b>	<b>15.0</b>	<b>1</b>	<b>4</b>	<b>.250</b>	<b>0</b>	<b>0</b>	<b>.000</b>	<b>0</b>	<b>0</b>	<b>.000</b>	<b>0</b>	<b>2</b>	<b>2</b>	<b>2.0</b>	<b>1</b>	<b>0</b>	<b>0</b>	<b>0</b>	<b>2</b>	<b>0</b>	<b>2</b>	<b>2.0</b>



**5 Avery Johnson Jr.**

**JUNIOR**

Guard • 5-11 • 187 • Houston, Texas  
Plano West HS

**CAREER HIGHS**

Points	23	at South Carolina (2/7/17)
Rebounds	6	at South Carolina (2/7/17)
Assists	6	3X, last vs. Mississippi State (3/9/17)
Steals	3	4X, last vs. Lipscomb (11/14/17)
Blocks	1	Ball State (11/18/16)
Minutes	44	at South Carolina (2/7/17)
Field Goals	9	at South Carolina (2/7/17)
FG Att.	21	at South Carolina (2/7/17)
3-Point FG	5	at South Carolina (2/7/17)
3-Point Att.	10	at South Carolina (2/7/17)
Free Throws	5	vs. Clemson (12/18/16)
FT Att.	6	2X, last vs. Clemson (12/18/16)

**2017-18 SEASON HIGHS**

Points	13	vs. Memphis (11/10/17)
Rebounds	4	Alabama A&M (11/17/17)
Assists	5	Alabama A&M (11/17/17)
Steals	3	Lipscomb (11/14/17)
Blocks		
Minutes	22	vs. Memphis (11/10/17)
Field Goals	4	vs. Memphis (11/10/17)
FG Att.	7	UT Arlington (11/21/17)
3-Point FG	2	2X, last vs. UT Arlington (11/21/17)
3-Point Att.	4	UT Arlington (11/21/17)
Free Throws	3	vs. Memphis (11/10/17)
FT Att.	4	vs. Memphis (11/10/17)

**MISCELLANEOUS STATS**

CATEGORY	2017-18	CAREER
Double-digit scoring	1	11
20+ point games		1
Double-digit rebounding		
Double-doubles		4
Led UA in scoring		1
Led UA in rebounding		5
Led UA in three-pointers	1	8
Led UA in assists	2	10
Led UA in steals		3
Led UA in blocks		2
5+ assist games		4
3+ three-pointers	1	
3+ steal games		
3+ block games		

**2017-18 (JUNIOR SEASON)**

- Scored 13 points in 22 minutes off the bench and went 2-for-3 from beyond the arc in the season opener against Memphis (11/10)
- Went 3-for-4 from the field to score nine points in the home opener vs. Lipscomb (11/14)
- Provided an offensive spark off the bench in the win against UT Arlington (11/21) scoring eight points in 13 minutes
- Scored three points in 10 minutes off the bench against BYU (11/24)

**2016-17 (SOPHOMORE SEASON)**

- Named the team's Most Improved Player
- Saw action in 34 games making six starts
- Ranked fifth on team in scoring (6.9 ppg) and three-point field goal percentage (.311), while also ranking second in free throw percentage (.762)
- Established career highs in points (23), rebounds (6), assists (6), minutes (44), field goals made (9) and attempted (21) and threes made (5) and attempted (10), in Alabama's 40T win over South Carolina (2/7)
- Led Alabama in scoring with 17 points and matched his career-high three steals against Clemson (12/18)
- Led the team in scoring (13 pts) and matched his career highs in rebounds (5) and field goals made (5) in Alabama's win over Mississippi State (1/3)
- Had a team-high 13 points in the Tide's win over Missouri (1/18)
- Registered 13 points, five rebounds, six assists, three steals and made three field goals beyond the arc against Ball State (11/18)
- Scored 11 points in 23 minutes off the bench in the victory over Charleston Southern (11/29)
- Had one of his best all around games in the SEC Tournament opening win against Mississippi State (3/9), finishing with 10 points, six assists and a career-high tying five rebounds
- Scored nine points in the SEC Tournament quarterfinal win over South Carolina (3/10)
- Led the Tide in assists (6), while adding 10 points against Stetson (12/29)
- Registered 10 points in 16 minutes against Texas (12/2)



**JOHNSON'S 2017-18 GAME-BY-GAME STATS**

Opponent	Date	GS	Min	FG	FGA	Pct	3FG	FGA	Pct	FT	FTA	Pct	Off	Def	Tot	Avg	PF	A	TO	Blk	Stl	Pts	Avg
vs. Memphis	11/10		22	4	6	.667	2	3	.667	3	4	.750	2	0	2	2.0	2	0	2	0	0	13	13.0
LIPSCOMB	11/14		20	3	4	.750	1	1	1.000	2	2	1.000	0	0	0	1.0	1	1	0	0	3	9	11.0
ALABAMA A&M	11/17		18	0	4	.000	0	2	.000	0	0	.000	0	4	4	2.0	3	5	0	0	2	0	7.3
UT ARLINGTON	11/21		13	3	7	.429	2	4	.500	0	0	.000	0	1	1	1.8	1	1	1	0	0	8	7.5
vs. BYU	11/24		10	1	3	.333	1	1	1.000	0	0	.000	0	0	0	1.3	4	0	0	0	0	3	6.4
vs. Minnesota	11/25		7	1	1	1.000	0	0	.000	0	2	.000	1	1	2	1.5	0	0	1	0	0	2	5.8
LOUISIANA TECH	11/29		17	1	4	.250	0	2	.000	0	0	.000	0	1	1	1.4	1	1	1	0	1	2	5.3
UCF	12/3		12	1	3	.333	0	1	.000	0	0	.000	0	0	0	1.3	2	0	0	0	0	2	4.9
RHODE ISLAND	12/6		13	1	4	.250	0	0	.000	2	2	1.000	0	0	0	1.1	3	0	2	0	1	4	4.8
at Arizona	12/9		7	0	2	.000	0	1	.000	0	0	.000	0	0	0	1.0	1	1	0	0	0	0	4.3
vs. Mercer	12/19		12	1	6	.167	0	4	.000	0	0	.000	1	0	1	1.0	1	0	0	0	0	2	4.1
TEXAS	12/22		9	1	3	.333	0	1	.000	0	0	.000	0	1	1	1.0	1	0	0	0	0	2	3.9
TEXAS A&M*	12/30		12	0	3	.000	0	1	.000	2	2	1.000	1	2	3	1.2	2	0	1	0	1	2	3.8
at Vanderbilt*																							
at Georgia*																							
SOUTH CAROLINA*																							
at LSU*																							
AUBURN*																							
MISSISSIPPI STATE*																							
at Ole Miss*																							
OKLAHOMA																							
MISSOURI*																							
at Florida*																							
at Mississippi State*																							
TENNESSEE*																							
LSU*																							
at Kentucky*																							
at Auburn*																							
ARKANSAS*																							
FLORIDA*																							
at Texas A&M*																							

\* indicates Southeastern Conference opponent

**JOHNSON'S CAREER STATS**

YEAR	GP	GS	MIN	AVG	FG	FGA	PCT	3FG	3FGA	PCT	FT	FTA	PCT	OFF	DEF	TOT	AVG	PF	FO	AST	TO	BLK	STL	PTS	AVG
2014-15*	13	0	56	4.3	7	20	.350	1	6	.167	3	5	.600	0	3	3	0.2	8	0	1	2	0	0	18	1.4
2016-17	34	6	657	19.3	84	254	.331	33	106	.311	32	42	.762	11	46	57	1.7	58	0	49	36	1	25	233	6.9
2017-18	13	0	172	13.2	17	50	.340	6	21	.286	9	12	.750	5	10	15	1.2	22	0	9	8	0	8	49	3.8
<b>TOTAL</b>	<b>60</b>	<b>6</b>	<b>885</b>	<b>14.8</b>	<b>108</b>	<b>324</b>	<b>.333</b>	<b>40</b>	<b>133</b>	<b>.301</b>	<b>44</b>	<b>59</b>	<b>.746</b>	<b>16</b>	<b>59</b>	<b>75</b>	<b>1.3</b>	<b>88</b>	<b>0</b>	<b>59</b>	<b>46</b>	<b>1</b>	<b>33</b>	<b>300</b>	<b>5.0</b>

**JOHNSON'S CAREER SEC STATS**

YEAR	GP	GS	MIN	AVG	FG	FGA	PCT	3FG	3FGA	PCT	FT	FTA	PCT	OFF	DEF	TOT	AVG	PF	FO	AST	TO	BLK	STL	PTS	AVG
2014-15*	4	0	6	1.5	0	0	.000	0	0	.000	1	2	.500	0	0	0	0.0	2	0	1	0	0	0	1	0.3
2016-17	18	4	358	19.9	43	149	.289	18	63	.286	14	19	.737	7	22	29	1.6	26	0	17	19	0	13	118	6.6
2017-18	1	0	12	12.0	0	3	.000	0	1	.000	2	2	1.000	1	2	3	3.0	2	0	0	1	0	1	2	2.0
<b>TOTAL</b>	<b>19</b>	<b>4</b>	<b>370</b>	<b>19.5</b>	<b>43</b>	<b>152</b>	<b>.283</b>	<b>18</b>	<b>64</b>	<b>.281</b>	<b>16</b>	<b>21</b>	<b>.762</b>	<b>8</b>	<b>24</b>	<b>32</b>	<b>1.7</b>	<b>28</b>	<b>0</b>	<b>17</b>	<b>20</b>	<b>0</b>	<b>14</b>	<b>120</b>	<b>6.3</b>



**10 Herbert Jones**

**FRESHMAN**

Guard • 6-7 • 200 • Greensboro, Ala.  
Hale County HS

**CAREER HIGHS**

Points	12	vs. Memphis (11/10/17)
Rebounds	9	vs. UT Arlington (12/21/17)
Assists	4	UCF (12/3/17)
Steals	5	UCF (12/3/17)
Blocks	2	vs. Memphis (11/10/17)
Minutes	34	UT Arlington (11/21/17)
Field Goals	3	2X, last vs. UT Arlington (11/21/17)
FG Att.	8	vs. Memphis (11/10/17)
3-Point FG	2	vs. Memphis (11/10/17)
3-Point Att.	2	vs. Memphis (11/10/17)
Free Throws	4	vs. Memphis (11/10/17)
FT Att.	6	vs. Memphis (11/10/17)

**2017-18 SEASON HIGHS**

Points	12	vs. Memphis (11/10/17)
Rebounds	9	vs. UT Arlington (12/21/17)
Assists	4	UCF (12/3/17)
Steals	5	UCF (12/3/17)
Blocks	2	vs. Memphis (11/10/17)
Minutes	34	UT Arlington (11/21/17)
Field Goals	3	2X, last vs. UT Arlington (11/21/17)
FG Att.	8	vs. Memphis (11/10/17)
3-Point FG	2	vs. Memphis (11/10/17)
3-Point Att.	2	vs. Memphis (11/10/17)
Free Throws	4	vs. Memphis (11/10/17)
FT Att.	6	vs. Memphis (11/10/17)

**MISCELLANEOUS STATS**

CATEGORY	2017-18	CAREER
Double-digit scoring	1	1
20+ point games		
Double-digit rebounding		
Double-doubles		
Led UA in scoring		
Led UA in rebounding	3	3
Led UA in three-pointers		
Led UA in assists	2	2
Led UA in steals	2	2
Led UA in blocks		
5+ assist games		
3+ three-pointers		
3+ steal games	2	2
3+ block games		

**2017-18 (FRESHMAN SEASON)**

- Is tied for sixth in the league in steals per game (1.3)
- Leads team in steals (17) and charges taken (14)
- Made his collegiate debut in the season opener against Memphis (11/10), earning the start and finished with 12 points and five rebounds in 27 minutes
- Scored six points and snatched three rebounds in the home opener against the Lipscomb (11/14)
- Grabbed a team-high eight rebounds to go along with seven points and three assists against Alabama A&M (11/17)
- Turned in an outstanding effort on both sides of the court, totaling seven points, nine rebounds and four steals to go along with drawing four charges vs. UT Arlington (11/21)
- Put up six points and five rebounds to go along with two steals in 20 minutes off the bench vs. Louisiana Tech (11/29)
- Led the team with season highs in steals (5) and assists (4) while scoring four points against UCF (12/3)
- Led the team in rebounds (8) while totaling four points, two assists and one block in the win over then-No. 5 Texas A&M



**HIGH SCHOOL**

- Played under his father, Walter Sr., at Sunshine before the school closed in 2015
- Played under Antwan Butler at Hale County, where his father served as an assistant coach
- Ranked the No. 30 shooting guard in the nation according to 247Sports.com
- No. 71 prospect in the country according to Rivals.com
- Ranked the No. 2 prospect in the state of Alabama by Hoopseen.com
- The top small forward in the state and No. 8 small forward in the southern region according to Scout.com
- A three-time first-team all-state honoree (ASWA)
- Earned 1A Honorable Mention All-State Team honors in 2015 and 3A second team all-state honors in 2016
- Selected as the 4A State Player of the Year and named to the Class 4A All-State first team as a senior (ASWA)
- Led his team to the 2017 state championship and was the Most Outstanding Player of the tournament
- Averaged 16.5 points, 8.2 rebounds and 4.0 assists per game as a senior
- Selected to play in the 2017 Alabama-Mississippi All-Star Game alongside Alex Reese (Alabama) and Galin Smith (Mississippi)
- Earned Alabama MVP honors scoring 17 points, leading the team with eight rebounds and dishing out two assists in 24 minutes
- Played for Sunshine High School as a freshman and sophomore before transferring to Hale County High School to finish his career
- Averaged 15.7 points, 7.1 rebounds, 3.1 assists and 2.9 steals per game as a junior at Hale County

**JONES' 2017-18 GAME-BY-GAME STATS**

Opponent	Date	GS	Min	FG	FGA	Pct	3FG	FGA	Pct	FT	FTA	Pct	Off	Def	Tot	Avg	PF	A	TO	Blk	Stl	Pts	Avg
vs. Memphis	11/10	*	27	3	8	.375	2	2	1.000	4	6	.667	1	4	5	5.0	3	1	3	2	2	12	12.0
LIPSCOMB	11/14		25	2	4	.500	0	1	.000	2	2	1.000	0	3	3	4.0	4	0	0	1	0	6	9.0
ALABAMA A&M	11/17		23	2	6	.333	0	1	.000	3	4	.750	3	5	8	5.3	2	3	0	0	0	7	8.3
UT ARLINGTON	11/21		34	3	3	1.000	1	1	1.000	0	0	.000	0	9	9	6.3	4	3	4	0	4	7	8.0
vs. BYU	11/24		22	1	3	.333	0	0	.000	1	2	.500	1	3	4	5.7	2	3	3	1	1	3	7.0
vs. Minnesota	11/25	*	8	0	1	.000	0	0	.000	2	2	1.000	0	0	0	4.8	1	0	2	0	0	2	6.2
LOUISIANA TECH	11/29		20	2	7	.286	0	1	.000	2	4	.500	2	3	5	4.9	5	1	4	0	2	6	6.1
UCF	12/3	*	27	2	4	.500	0	0	.000	0	2	.000	0	1	1	4.4	2	4	3	0	5	4	5.9
RHODE ISLAND	12/6		31	2	2	1.000	0	0	.000	0	0	.000	0	3	3	4.2	4	1	2	0	1	4	5.7
at Arizona	12/9		14	0	1	.000	0	0	.000	0	0	.000	0	0	0	3.8	5	2	1	0	1	0	5.1
vs. Mercer	12/19		8	0	1	.000	0	0	.000	0	0	.000	0	0	0	3.5	1	2	1	0	0	0	4.6
TEXAS	12/22		8	0	1	.000	0	0	.000	1	2	.500	0	1	1	3.3	2	0	0	0	1	1	4.3
TEXAS A&M*	12/30		21	2	3	.667	0	0	.000	0	2	.000	2	7	9	3.7	2	2	1	1	0	4	4.3
at Vanderbilt*																							
at Georgia*																							
SOUTH CAROLINA*																							
at LSU*																							
AUBURN*																							
MISSISSIPPI STATE*																							
at Ole Miss*																							
OKLAHOMA																							
MISSOURI*																							
at Florida*																							
at Mississippi State*																							
TENNESSEE*																							
LSU*																							
at Kentucky*																							
at Auburn*																							
ARKANSAS*																							
FLORIDA*																							
at Texas A&M*																							

\* indicates Southeastern Conference opponent

**JONES' CAREER STATS**

YEAR	GP	GS	MIN	AVG	FG	FGA	PCT	3FG	3FGA	PCT	FT	FTA	PCT	OFF	DEF	TOT	AVG	PF	FO	AST	TO	BLK	STL	PTS	AVG
2017-18	13	2	268	20.6	19	44	.432	3	6	.500	15	26	.577	9	39	48	3.7	37	2	22	24	5	17	56	4.3
<b>TOTAL</b>	<b>13</b>	<b>2</b>	<b>268</b>	<b>20.6</b>	<b>19</b>	<b>44</b>	<b>.432</b>	<b>3</b>	<b>6</b>	<b>.500</b>	<b>15</b>	<b>26</b>	<b>.577</b>	<b>9</b>	<b>39</b>	<b>48</b>	<b>3.7</b>	<b>37</b>	<b>2</b>	<b>22</b>	<b>24</b>	<b>5</b>	<b>17</b>	<b>56</b>	<b>4.3</b>

**JONES' CAREER SEC STATS**

YEAR	GP	GS	MIN	AVG	FG	FGA	PCT	3FG	3FGA	PCT	FT	FTA	PCT	OFF	DEF	TOT	AVG	PF	FO	AST	TO	BLK	STL	PTS	AVG
2017-18	1	0	21	21.0	2	3	.667	0	0	.000	0	2	.000	2	7	9	9.0	2	0	2	1	1	0	4	4.0
<b>TOTAL</b>	<b>1</b>	<b>0</b>	<b>21</b>	<b>21.0</b>	<b>2</b>	<b>3</b>	<b>.667</b>	<b>0</b>	<b>0</b>	<b>.000</b>	<b>0</b>	<b>2</b>	<b>.000</b>	<b>2</b>	<b>7</b>	<b>9</b>	<b>9.0</b>	<b>2</b>	<b>0</b>	<b>2</b>	<b>1</b>	<b>1</b>	<b>0</b>	<b>4</b>	<b>4.0</b>



**12 Dazon Ingram**

**SOPHOMORE**

Guard • 6-5 • 207 • Theodore, Ala.  
Theodore HS

**CAREER HIGHS**

Points	22	2x, last vs. Louisiana Tech (11/29/17)
Rebounds	14	Rhode Island (12/6/17)
Assists	7	2x, last at LSU (1/14/17)
Steals	5	Auburn (2/4/17)
Blocks	2	at Georgia (1/25/17)
Minutes	37	2x, last vs. Rhode Island (12/6/17)
Field Goals	9	Ole Miss (3/1/17)
FG Att.	12	4x, last vs. Texas A&M (12/30/17)
3-Point FG	3	2x, last at Missouri (2/15/17)
3-Point Att.	6	Texas A&M (12/30/17)
Free Throws	13	Louisiana Tech (11/29/17)
FT Att.	17	Louisiana Tech (11/29/17)

**2017-18 SEASON HIGHS**

Points	22	Louisiana Tech (11/29/17)
Rebounds	14	Rhode Island (12/6/17)
Assists	6	at Arizona (12/9/17)
Steals	3	Texas A&M (12/30/17)
Blocks	1	4x, last vs. Minnesota (11/25/17)
Minutes	37	Rhode Island (12/6/17)
Field Goals	6	Lipscomb (11/14/17)
FG Att.	12	Texas A&M (12/30/17)
3-Point FG	1	4x, last vs. Texas A&M (12/30/17)
3-Point Att.	6	Texas A&M (12/30/17)
Free Throws	13	Louisiana Tech (11/29/17)
FT Att.	17	Louisiana Tech (11/29/17)

**MISCELLANEOUS STATS**

CATEGORY	2017-18	CAREER
Double-digit scoring	9	30
20+ point games	2	3
Double-digit rebounding	1	3
Double-doubles	1	3
Led UA in scoring	2	9
Led UA in rebounding	5	5
Led UA in three-pointers	1	6
Led UA in assists	6	27
Led UA in steals	4	18
Led UA in blocks		5
5+ assist games	3	12
3+ three-pointers		2
3+ steal games	1	4
3+ block games		

**2017-18 (SOPHOMORE SEASON)**

- Ranks second on the team in rebounding (6.7) and assists (3.1) per game, ranks fourth in scoring (11.3)
- Matched his career high and tied for the team lead with 22 points against Louisiana Tech (11/29)
- Also led the team in rebounds against the Bulldogs with nine
- Went 11-for-15 from the free-throw line to collect 20 points, his second career 20-point game, along with five assists and five rebounds in the season opener against Memphis (11/10)
- Recorded a double-double with 10 points and a career-high 14 rebounds while delivering two assists in the win against URI (12/6)
- Was one of four players to score in double digits, collecting 13 points on 6-for-8 shooting from the field, while collecting a season-best seven rebounds and matched season-high with five assists vs. Lipscomb (11/14)
- Collected 10 points and six rebounds while totaling four assists in the win against Alabama A&M (11/17)
- Dropped 13 points to go along with three assists and three rebounds vs. BYU (11/24)
- Recorded season-highs in assists (6) and steals (2) while totaling 10 points and seven rebounds at Arizona (12/9)
- Scored four points and totaled two rebounds and three assists in 25 minutes against then-No. 14 Minnesota (11/25)
- Led the team in rebounds (8) and went 5-of-6 from the free throw line to total 11 points in the win against Mercer (12/19)
- Let UA in rebounds (8) while totaling six points and three assists vs. Texas (12/22)
- Led the team in assists (3) and steals (3) while scoring 16 points and grabbing six rebounds vs. No. 5 Texas A&M (12/30)



**INGRAM'S 2017-18 GAME-BY-GAME STATS**

Opponent	Date	GS	Min	FG	FGA	Pct	3FG	FGA	Pct	FT	FTA	Pct	Off	Def	Tot	Avg	PF	A	TO	Blk	Stl	Pts	Avg
vs. Memphis	11/10	*	33	4	10	.400	1	3	.333	11	15	.733	0	5	5	5.0	4	5	3	0	1	20	20.0
LIPSCOMB	11/14	*	27	6	8	.750	0	0	.000	1	3	.333	0	7	7	6.0	2	5	4	1	1	13	16.5
ALABAMA A&M	11/17	*	22	4	6	.667	1	2	.500	1	3	.333	1	5	6	6.0	3	4	3	1	1	10	14.3
UT ARLINGTON	11/21	*	29	1	4	.250	0	1	.000	4	8	.500	1	3	4	5.5	1	1	2	1	1	6	12.3
vs. BYU	11/24	*	31	5	9	.556	0	2	.000	3	4	.750	1	2	3	4.8	2	3	1	0	0	13	12.4
vs. Minnesota	11/25		25	2	5	.400	0	1	.000	0	1	.000	0	2	2	4.5	5	3	2	1	1	4	11.0
LOUISIANA TECH	11/29	*	32	4	7	.571	1	1	1.000	13	17	.765	1	8	9	5.1	2	0	3	0	0	22	12.6
UCF	12/3	*	33	2	6	.333	0	0	.000	2	2	1.000	2	5	7	5.4	3	4	3	0	0	6	11.8
RHODE ISLAND	12/6	*	37	2	6	.333	0	1	.000	6	11	.545	3	10	14	6.3	3	2	4	0	0	10	11.6
at Arizona	12/9	*	34	2	10	.200	1	2	.500	5	6	.833	0	7	7	6.4	4	6	0	0	2	10	11.4
vs. Mercer	12/19	*	30	3	10	.300	0	4	.000	5	6	.833	3	5	8	6.5	5	1	2	0	2	11	11.4
TEXAS	12/22	*	34	2	8	.250	0	1	.000	2	2	1.000	0	8	8	6.7	0	3	2	0	1	6	10.9
TEXAS A&M*	12/30	*	30	5	12	.417	1	6	.167	5	6	.833	0	6	6	6.6	3	3	3	0	3	16	11.3
at Vanderbilt*																							
at Georgia*																							
SOUTH CAROLINA*																							
at LSU*																							
AUBURN*																							
MISSISSIPPI STATE*																							
at Ole Miss*																							
OKLAHOMA																							
MISSOURI*																							
at Florida*																							
at Mississippi State*																							
TENNESSEE*																							
LSU*																							
at Kentucky*																							
at Auburn*																							
ARKANSAS*																							
FLORIDA*																							
at Texas A&M*																							

\* indicates Southeastern Conference opponent

**INGRAM'S CAREER STATS**

YEAR	GP	GS	MIN	AVG	FG	FGA	PCT	3FG	3FGA	PCT	FT	FTA	PCT	OFF	DEF	TOT	AVG	PF	FO	AST	TO	BLK	STL	PTS	AVG
2015-16	7	7	179	25.6	20	37	.541	1	2	.500	13	22	.591	6	35	41	5.9	24	2	23	24	3	8	54	7.7
2016-17	34	34	934	27.5	118	227	.520	21	49	.429	103	156	.660	35	117	152	4.5	89	4	113	85	8	30	360	10.6
2017-18	13	12	397	30.5	42	101	.416	5	24	.208	58	84	.690	12	74	86	6.6	37	2	40	32	4	13	147	11.3
<b>TOTAL</b>	<b>54</b>	<b>53</b>	<b>1510</b>	<b>28.0</b>	<b>180</b>	<b>365</b>	<b>.493</b>	<b>27</b>	<b>75</b>	<b>.360</b>	<b>174</b>	<b>262</b>	<b>.664</b>	<b>53</b>	<b>226</b>	<b>279</b>	<b>5.2</b>	<b>150</b>	<b>8</b>	<b>176</b>	<b>141</b>	<b>15</b>	<b>51</b>	<b>561</b>	<b>10.4</b>

**INGRAM'S CAREER SEC STATS**

YEAR	GP	GS	MIN	AVG	FG	FGA	PCT	3FG	3FGA	PCT	FT	FTA	PCT	OFF	DEF	TOT	AVG	PF	FO	AST	TO	BLK	STL	PTS	AVG
2015-16																									
2016-17	18	18	497	27.6	58	118	.492	13	26	.500	63	97	.649	17	63	80	4.4	50	3	55	55	4	16	192	10.7
2017-18	1	1	30	30.0	5	12	.417	1	6	.167	5	6	.833	0	6	6	6.0	3	0	3	3	0	3	16	16.0
<b>TOTAL</b>	<b>19</b>	<b>19</b>	<b>527</b>	<b>27.7</b>	<b>63</b>	<b>130</b>	<b>.485</b>	<b>14</b>	<b>32</b>	<b>.438</b>	<b>68</b>	<b>103</b>	<b>.660</b>	<b>17</b>	<b>69</b>	<b>86</b>	<b>4.5</b>	<b>53</b>	<b>3</b>	<b>58</b>	<b>58</b>	<b>4</b>	<b>19</b>	<b>208</b>	<b>10.9</b>



**22 Ar'Mond Davis**

**SENIOR**

Guard • 6-6 • 202 • Tacoma, Wash.  
Foss HS

**CAREER HIGHS**

Points	19	at South Carolina (2/7/17)
Rebounds	5	Georgia (2/23/17)
Assists	1	4X, last vs. Richmond (3/14/17)
Steals	2	2X, last at Texas A&M (2/25/17)
Blocks	2	at Arkansas (2/1/17)
Minutes	38	at South Carolina (2/7/17)
Field Goals	7	Georgia (2/23/17)
FG Att.	18	Georgia (2/23/17)
3-Point FG	5	Ball State (11/18/16)
3-Point Att.	9	Georgia (2/23/17)
Free Throws	6	at Arkansas (2/1/17)
FT Att.	6	2X, last at South Carolina (2/7/17)

**2017-18 SEASON HIGHS**

Points	
Rebounds	
Assists	
Steals	
Blocks	
Minutes	
Field Goals	
FG Att.	
3-Point FG	
3-Point Att.	
Free Throws	
FT Att.	

**MISCELLANEOUS STATS**

CATEGORY	2017-18	CAREER
Double-digit scoring		10
20+ point games		
Double-digit rebounding		
Double-doubles		
Led UA in scoring	3	
Led UA in rebounding		
Led UA in three-pointers	7	
Led UA in assists		
Led UA in steals	5	
Led UA in blocks	1	
5+ assist games		
3+ three-pointers	5	
3+ steal games		
3+ block games		

**2017-18 (SENIOR SEASON)**

- Sideline and has yet to see any action

**2016-17 (JUNIOR SEASON)**

- Played in 32 contests on the year
- Ranked fourth on the team in made three-pointers (32) and was third in threes attempted (129)
- Was fifth on the team in scoring (6.9 ppg)
- Finished the year with 10 double-figure scoring contests on the season
- Collected career-highs in scoring (19 pts), minutes played (38), field goals (6), field goals attempted (12), and free throws attempted (6) in Alabama's 40T victory over South Carolina (2/7)
- Recorded 15 points in the Tide's win over LSU (2/18)
- Established new career-highs in rebounds (5), made field goals (7), field goals attempted (18) and three-pointers attempted (9), while leading Alabama in scoring (17 pts) against Georgia (2/23)
- Registered 17 points on 6-of-11 shooting from the floor and five treys in the Tide's victory over Ball State (11/18)
- Provided a second half spark to lead a come-from-behind win over Vanderbilt (1/7), scoring 12 points on three treys in just 14 minutes of action – all coming in the final 20 minutes of play
- Finished with 11 points while recording two steals at Texas A&M (2/25)
- Led Alabama in blocks (2), while registering a career-high in free-throws made (6) and attempted (6) to finish with 10 points at Arkansas (2/1)
- Reached double figures with 10 points against No. 23 Florida (1/10)
- Scored 10 points in 14 minutes of play in the win over Charleston Southern (11/29)
- Reached double figures with 10 points against Oregon (12/11)
- Recorded seven points in seven minutes of play against Dayton (11/15)
- Scored his first career points (3) at Alabama in the Crimson Tide's season opener against Coastal Carolina (11/11)
- Tallied his first career assist at Alabama in the Tide's win over Saint Louis (11/23)



**DAVIS' 2017-18 GAME-BY-GAME STATS**

Opponent	Date	GS	Min	FG	FGA	Pct	3FG	3FGA	Pct	FT	FTA	Pct	Off	Def	Tot	Avg	PF	A	TO	Blk	Stl	Pts	Avg	
vs. Memphis	11/10																							
LIPSCOMB	11/14																							
ALABAMA A&M	11/17																							
UT ARLINGTON	11/21																							
vs. BYU	11/24																							
vs. Minnesota	11/25																							
LOUISIANA TECH	11/29																							
UCF	12/3																							
RHODE ISLAND	12/6																							
at Arizona	12/9																							
vs. Mercer	12/19																							
TEXAS	12/22																							
TEXAS A&M*	12/30																							
at Vanderbilt*																								
at Georgia*																								
SOUTH CAROLINA*																								
at LSU*																								
AUBURN*																								
MISSISSIPPI STATE*																								
at Ole Miss*																								
OKLAHOMA																								
MISSOURI*																								
at Florida*																								
at Mississippi State*																								
TENNESSEE*																								
LSU*																								
at Kentucky*																								
at Auburn*																								
ARKANSAS*																								
FLORIDA*																								
at Texas A&M*																								

\* indicates Southeastern Conference opponent

**DAVIS' CAREER STATS**

YEAR	GP	GS	MIN	AVG	FG	FGA	PCT	3FG	3FGA	PCT	FT	FTA	PCT	OFF	DEF	TOT	AVG	PF	FO	AST	TO	BLK	STL	PTS	AVG
2016-17	32	0	440	13.8	67	202	.332	32	120	.267	27	33	.818	7	40	47	1.5	22	0	4	20	2	13	193	6.0
2017-18	0	0	0	0.0	0	0	.000	0	0	.000	0	0	.000	0	0	0	0.0	0	0	0	0	0	0	0	0.0
<b>TOTAL</b>	<b>32</b>	<b>0</b>	<b>440</b>	<b>13.8</b>	<b>67</b>	<b>202</b>	<b>.332</b>	<b>32</b>	<b>120</b>	<b>.267</b>	<b>27</b>	<b>33</b>	<b>.818</b>	<b>7</b>	<b>40</b>	<b>47</b>	<b>1.5</b>	<b>22</b>	<b>0</b>	<b>4</b>	<b>20</b>	<b>2</b>	<b>13</b>	<b>193</b>	<b>6.0</b>

**DAVIS' CAREER SEC STATS**

YEAR	GP	GS	MIN	AVG	FG	FGA	PCT	3FG	3FGA	PCT	FT	FTA	PCT	OFF	DEF	TOT	AVG	PF	FO	AST	TO	BLK	STL	PTS	AVG
2016-17	16	0	238	14.9	39	108	.361	19	65	.292	17	21	.810	5	18	23	1.4	16	0	0	9	2	7	114	7.1
2017-18	0	0	0	0.0	0	0	.000	0	0	.000	0	0	.000	0	0	0	0.0	0	0	0	0	0	0	0	0.0
<b>TOTAL</b>	<b>16</b>	<b>0</b>	<b>238</b>	<b>14.9</b>	<b>39</b>	<b>108</b>	<b>.361</b>	<b>19</b>	<b>65</b>	<b>.292</b>	<b>17</b>	<b>21</b>	<b>.810</b>	<b>5</b>	<b>18</b>	<b>23</b>	<b>1.4</b>	<b>16</b>	<b>0</b>	<b>0</b>	<b>9</b>	<b>2</b>	<b>7</b>	<b>114</b>	<b>7.1</b>



**23 John Petty**

**FRESHMAN**

Guard • 6-5 • 195 • Huntsville, Ala.  
Mae Jemison HS

**CAREER HIGHS**

Points	30	Alabama A&M (11/17/17)
Rebounds	6	Lipscomb (11/14/17)
Assists	4	2x, last vs. Rhode Island (12/6/17)
Steals	2	vs. BYU (11/24/17)
Blocks	2	Texas A&M (12/30/17)
Minutes	35	at Arizona (12/9/17)
Field Goals	10	Alabama A&M (11/17/17)
FG Att.	14	2x, last vs. Mercer (12/19/17)
3-Point FG	10	Alabama A&M (11/17/17)
3-Point Att.	13	Alabama A&M (11/17/17)
Free Throws	3	Rhode Island (12/6/17)
FT Att.	5	Rhode Island (12/6/17)

**2017-18 SEASON HIGHS**

Points	30	Alabama A&M (11/17/17)
Rebounds	6	Lipscomb (11/14/17)
Assists	4	2x, last vs. Rhode Island (12/6/17)
Steals	2	vs. BYU (11/24/17)
Blocks	2	Texas A&M (12/30/17)
Minutes	35	at Arizona (12/9/17)
Field Goals	10	Alabama A&M (11/17/17)
FG Att.	14	2x, last vs. Mercer (12/19/17)
3-Point FG	10	Alabama A&M (11/17/17)
3-Point Att.	13	Alabama A&M (11/17/17)
Free Throws	3	Rhode Island (12/6/17)
FT Att.	5	Rhode Island (12/6/17)

**MISCELLANEOUS STATS**

CATEGORY	2017-18	CAREER
Double-digit scoring	10	10
20+ point games	1	1
Double-digit rebounding		
Double-doubles		
Led UA in scoring	4	4
Led UA in rebounding		
Led UA in three-pointers	10	10
Led UA in assists	3	3
Led UA in steals	1	1
Led UA in blocks	1	1
5+ assist games		
3+ three-pointers	5	5
3+ steal games		
3+ block games		

**2017-18 (FRESHMAN SEASON)**

- Leads the league in three-pointers made (40)
- Set a new school record by knocking down 10 three-pointers to total a team-high 30 points against Alabama A&M (11/17)
- Petty's 10 three-pointers tied for fourth all-time in Southeastern Conference history while his percentage (76.9, 10-of-13) was the highest in league history by any player who has made at least 10 threes in a game
- Scored a team-high 18 points on 5-of-9 shooting from beyond the arc to go along with three assists, two blocks and four rebounds against No. 5 Texas A&M (12/30)
- Dropped 18 points to go along with four rebounds, three assists, one block and one steal vs. Mercer (12/19)
- Made his first collegiate start in the season opener against Memphis (11/10) and finished with 11 points – all coming in the second half – in 29 minutes
- Was one of four players to score in double digits, totaling 14 points, while adding three assists and six rebounds in the home opener against Lipscomb (11/14)
- Shot 4-of-7 from deep to reach double digits (16 points) in 34 minutes in the win against BYU (11/24)
- Totaled 12 points, one steal and one assist against UCF (12/3)
- Led the team in assists (4) and reached double figures with 12 points in the win against Rhode Island (12/6)
- Scored a team-high 14 points to go along with two rebounds and one assist against Texas (12/22)



**HIGH SCHOOL**

- A consensus five-star recruit and a top-30 player in the nation
- Named Mr. Basketball for the state of Alabama in both 2016 and 2017, just the third person in the award's history to win it twice
- The top player in the state, the No. 3 shooting guard in the southern region and top shooting guard in Alabama according to Scout.com
- Listed at No. 21 in the ESPN.com Top 100 prospects
- Was also rated No. 6 regionally and No. 5 two-guard in the country according to ESPN
- Two-time Gatorade Alabama Player of the Year and named Huntsville Region Player of the Year in 2016 and 2017
- Won three consecutive state championships while taking home state tournament MVP honors for three straight seasons
- Scored 21.1 points per game while averaging 7.9 rebounds, 5.6 assists, 2.0 steals and 1.2 blocks in his senior year
- Selected to play in 2017 Jordan Brand Classic National All-Star Game alongside teammate Collin Sexton

**PETTY'S 2017-18 GAME-BY-GAME STATS**

Opponent	Date	GS	Min	FG	FGA	Pct	3FG	FGA	Pct	FT	FTA	Pct	Off	Def	Tot	Avg	PF	A	TO	Blk	Stl	Pts	Avg
vs. Memphis	11/10	*	29	4	14	.289	3	10	.300	0	0	.000	1	0	1	1.0	3	2	0	0	0	11	11.0
LIPSCOMB	11/14	*	33	6	11	.545	2	7	.286	0	2	.000	0	6	6	3.5	0	3	3	0	0	14	12.5
ALABAMA A&M	11/17	*	26	10	13	.769	10	13	.769	0	0	.000	0	4	4	3.7	0	1	4	0	0	30	18.3
UT ARLINGTON	11/21	*	32	3	11	.273	2	10	.200	0	0	.000	1	1	2	3.3	1	2	4	0	1	8	15.8
vs. BYU	11/24	*	34	6	12	.500	4	7	.571	0	0	.000	0	1	1	2.9	1	1	1	1	2	16	15.8
vs. Minnesota	11/25	*	23	2	6	.333	1	4	.250	0	0	.000	1	1	2	2.7	0	0	2	1	0	5	14.0
LOUISIANA TECH	11/29	*	19	1	3	.333	0	2	.000	0	0	.000	0	3	3	2.7	1	4	2	0	1	2	12.3
UCF	12/3	*	33	4	12	.333	2	9	.222	2	4	.500	0	0	0	2.4	1	1	2	0	1	12	12.3
RHODE ISLAND	12/6	*	34	4	9	.200	1	5	.200	3	5	.600	1	1	2	2.3	0	4	5	0	0	12	12.2
at Arizona	12/9	*	35	4	13	.308	4	10	.400	1	2	.500	0	3	3	2.4	2	3	1	0	0	13	12.3
vs. Mercer	12/19	*	32	6	14	.429	4	11	.364	2	4	.500	0	4	4	2.5	0	3	2	1	1	18	12.8
TEXAS	12/22	*	28	5	11	.455	2	6	.333	2	3	.667	0	2	2	2.5	1	1	3	0	0	14	12.9
TEXAS A&M*	12/30	*	32	6	10	.600	5	9	.556	1	1	1.000	0	4	4	2.6	1	3	2	2	0	18	13.3
at Vanderbilt*																							
at Georgia*																							
SOUTH CAROLINA*																							
at LSU*																							
AUBURN*																							
MISSISSIPPI STATE*																							
at Ole Miss*																							
OKLAHOMA																							
MISSOURI*																							
at Florida*																							
at Mississippi State*																							
TENNESSEE*																							
LSU*																							
at Kentucky*																							
at Auburn*																							
ARKANSAS*																							
FLORIDA*																							
at Texas A&M*																							

\* indicates Southeastern Conference opponent

**PETTY'S CAREER STATS**

YEAR	GP	GS	MIN	AVG	FG	FGA	PCT	3FG	3FGA	PCT	FT	FTA	PCT	OFF	DEF	TOT	AVG	PF	FO	AST	TO	BLK	STL	PTS	AVG
2017-18	13	13	390	30.0	61	139	.439	40	103	.388	11	21	.524	4	30	34	2.6	11	0	28	31	5	6	173	13.3
<b>TOTAL</b>	<b>13</b>	<b>13</b>	<b>390</b>	<b>30.0</b>	<b>61</b>	<b>139</b>	<b>.439</b>	<b>40</b>	<b>103</b>	<b>.388</b>	<b>11</b>	<b>21</b>	<b>.524</b>	<b>4</b>	<b>30</b>	<b>34</b>	<b>2.6</b>	<b>11</b>	<b>0</b>	<b>28</b>	<b>31</b>	<b>5</b>	<b>6</b>	<b>173</b>	<b>13.3</b>

**PETTY'S CAREER SEC STATS**

YEAR	GP	GS	MIN	AVG	FG	FGA	PCT	3FG	3FGA	PCT	FT	FTA	PCT	OFF	DEF	TOT	AVG	PF	FO	AST	TO	BLK	STL	PTS	AVG
2017-18	1	1	32	32.0	6	10	.600	5	9	.556	1	1	1.000	0	4	4	4.0	1	0	3	2	2	0	18	18.0
<b>TOTAL</b>	<b>1</b>	<b>1</b>	<b>32</b>	<b>32.0</b>	<b>6</b>	<b>10</b>	<b>.600</b>	<b>5</b>	<b>9</b>	<b>.556</b>	<b>1</b>	<b>1</b>	<b>1.000</b>	<b>0</b>	<b>4</b>	<b>4</b>	<b>4.0</b>	<b>1</b>	<b>0</b>	<b>3</b>	<b>2</b>	<b>2</b>	<b>0</b>	<b>18</b>	<b>18.0</b>



**24 Lawson Schaffer**

**JUNIOR**

Guard • 5-11 • 168 • Cullman, Ala.  
Cullman HS

**CAREER HIGHS**

Points	5	2X last vs. Memphis (11/10/17)
Rebounds	2	at Georgia (3/5/16)
Assists	4	Alabama A&M (11/17/17)
Steals	1	6X, last vs. Lipscomb (11/14/17)
Blocks		
Minutes	11	vs. Memphis (11/10/17)
Field Goals	2	vs. Memphis (11/10/17)
FG Att.	3	2X, last vs. Memphis (11/10/17)
3-Point FG	1	8X, last vs. Alabama A&M (11/17/17)
3-Point Att.	3	Missouri (2/6/16)
Free Throws	2	3X, last vs. Mississippi State (3/9/17)
FT Att.	2	4X, last vs. Mississippi State (3/9/17)

**2017-18 SEASON HIGHS**

Points	5	vs. Memphis (11/10/17)
Rebounds		
Assists	4	Alabama A&M (11/17/17)
Steals	1	2X, last vs. Lipscomb (11/14/17)
Blocks		
Minutes	11	vs. Memphis (11/10/17)
Field Goals	2	vs. Memphis (11/10/17)
FG Att.	3	vs. Memphis (11/10/17)
3-Point FG	1	2X, last vs. Alabama A&M (11/17/17)
3-Point Att.	2	2X, last vs. Alabama A&M (11/17/17)
Free Throws		
FT Att.		

**MISCELLANEOUS STATS**

CATEGORY	2016-17	CAREER
Double-digit scoring		
20+ point games		
Double-digit rebounding		
Double-doubles		
Led UA in scoring		
Led UA in rebounding		
Led UA in three-pointers		
Led UA in assists		
Led UA in steals		
Led UA in blocks		
5+ assist games		
3+ three-pointers		
3+ steal games		
3+ block games		

**2017-18 (JUNIOR SEASON)**

- Played a career-high 11 minutes off the bench and tied his career high with five points in the season opener against Memphis (11/10)
- Recorded a steal in the final two minutes of the home opener against Lipscomb (11/14)
- Hit a three-pointer to go along with a career-high four assists in nine minutes off the bench against Alabama A&M (11/17)

**2016-17 (SOPHOMORE SEASON)**

- Played in 17 games on the season including each of the last seven contests of the year
- Went 4-of-8 (.500) from beyond the arc and hit all four of his free throw attempts during the year
- Saw extended minutes in the win over Ole Miss (3/1), playing a season high five minutes and finished with three points and one rebound
- Played three minutes against Mississippi State (3/9) and knocked down a three-pointer and two free throws for a career-high five points
- Matched a season-high in assists (2) in Alabama's win over LSU (2/18)
- Tallied a season-high in assists (2) against Arkansas (2/1)
- Registered his first rebound of the season (1) in Alabama's win over Georgia (1/25)
- Hit a three-pointer and collected first steal of the season in the Tide's win over Stetson (12/29)
- Scored three points in Alabama's victory over Charleston Southern (11/29)
- Tallied first assist (1) of the season in Alabama's victory over Arkansas State (12/21)
- Earned the Commitment to Service Award



**SCHAFFER'S 2017-18 GAME-BY-GAME STATS**

Opponent	Date	GS	Min	FG	FGA	Pct	3FG	3FGA	Pct	FT	FTA	Pct	Off	Def	Tot	Avg	PF	A	TO	Blk	Stl	Pts	Avg
vs. Memphis	11/10		11	2	3	.667	1	2	.500	0	0	.000	0	0	0	0.0	2	2	0	0	1	5	5.0
LIPSCOMB	11/14		2	0	0	.000	0	0	.000	0	0	.000	0	0	0	0.0	0	0	1	0	1	0	2.5
ALABAMA A&M	11/17		9	1	2	.500	1	2	.500	0	0	.000	0	0	0	0.0	1	4	2	0	0	3	2.7
UT ARLINGTON	11/21								DNP														
vs. BYU	11/24								DNP														
vs. Minnesota	11/25								DNP														
LOUISIANA TECH	11/29								DNP														
UCF	12/3								DNP														
RHODE ISLAND	12/6								DNP														
at Arizona	12/9								DNP														
vs. Mercer	12/19								DNP														
TEXAS	12/22								DNP														
TEXAS A&M*	12/30		2	0	0	.000	0	0	.000	0	0	.000	0	0	0	0.0	1	1	0	0	0	0	2.0
at Vanderbilt*																							
at Georgia*																							
SOUTH CAROLINA*																							
at LSU*																							
AUBURN*																							
MISSISSIPPI STATE*																							
at Ole Miss*																							
OKLAHOMA																							
MISSOURI*																							
at Florida*																							
at Mississippi State*																							
TENNESSEE*																							
LSU*																							
at Kentucky*																							
at Auburn*																							
ARKANSAS*																							
FLORIDA*																							
at Texas A&M*																							


\* indicates Southeastern Conference opponent

**SCHAFFER'S CAREER STATS**

YEAR	GP	GS	MIN	AVG	FG	FGA	PCT	3FG	3FGA	PCT	FT	FTA	PCT	OFF	DEF	TOT	AVG	PF	FO	AST	TO	BLK	STL	PTS	AVG
2015-16	16	0	32	2.0	2	10	.200	2	9	.222	2	4	.500	2	0	2	0.1	3	0	2	1	0	1	8	0.5
2016-17	17	0	28	1.6	4	10	.400	4	8	.500	4	4	1.000	1	3	4	0.2	1	0	5	1	0	3	16	0.9
2017-18	4	0	24	6.0	3	5	.600	2	4	.500	0	0	.000	0	0	0	0.0	4	0	7	3	0	2	8	2.0
<b>TOTAL</b>	<b>37</b>	<b>0</b>	<b>84</b>	<b>2.3</b>	<b>9</b>	<b>25</b>	<b>.360</b>	<b>8</b>	<b>21</b>	<b>.381</b>	<b>6</b>	<b>8</b>	<b>.750</b>	<b>3</b>	<b>3</b>	<b>6</b>	<b>0.2</b>	<b>8</b>	<b>0</b>	<b>14</b>	<b>5</b>	<b>0</b>	<b>6</b>	<b>32</b>	<b>0.9</b>

**SCHAFFER'S CAREER SEC STATS**

YEAR	GP	GS	MIN	AVG	FG	FGA	PCT	3FG	3FGA	PCT	FT	FTA	PCT	OFF	DEF	TOT	AVG	PF	FO	AST	TO	BLK	STL	PTS	AVG
2015-16	9	0	19	2.1	2	7	.286	2	7	.286	2	4	.500	2	0	2	0.2	2	0	2	1	0	0	8	0.9
2016-17	7	0	13	1.9	1	4	.250	1	3	.333	2	2	1.000	1	3	4	0.6	1	0	4	1	0	0	5	0.7
2017-18	1	0	2	2.0	0	0	.000	0	0	.000	0	0	.000	0	0	0	0.0	1	0	1	0	0	0	0	0.0
<b>TOTAL</b>	<b>17</b>	<b>0</b>	<b>34</b>	<b>2.0</b>	<b>3</b>	<b>11</b>	<b>.273</b>	<b>3</b>	<b>10</b>	<b>.300</b>	<b>4</b>	<b>6</b>	<b>.667</b>	<b>3</b>	<b>3</b>	<b>6</b>	<b>0.4</b>	<b>4</b>	<b>0</b>	<b>7</b>	<b>2</b>	<b>0</b>	<b>0</b>	<b>13</b>	<b>0.8</b>



**25 Braxton Key**

**SOPHOMORE**

Forward • 6-8 • 225 • Charlotte, N.C.  
Oak Hill Academy

**CAREER HIGHS**

Points	26	at Georgia (1/26/17)
Rebounds	11	Vanderbilt (1/7/17)
Assists	7	LSU (2/18/17)
Steals	3	at Mississippi State (1/3/17)
Blocks	2	7X, last vs. Mississippi State (3/9/17)
Minutes	37	3X, last vs. Georgia (2/23/17)
Field Goals	8	Florida (1/10/17)
FG Att.	17	Florida (1/10/17)
3-Point FG	3	3X, last at Georgia (1/26/17)
3-Point Att.	5	5X, last at Texas A&M (2/25/17)
Free Throws	10	Mississippi State (1/28/17)
FT Att.	14	Mississippi State (1/28/17)

**2017-18 SEASON HIGHS**

Points	2	2x, last vs. Texas A&M (12/30/17)
Rebounds	6	Texas A&M (12/30/17)
Assists	2	2x, last vs. Texas A&M (12/30/17)
Steals	2	2x, last vs. Texas A&M (12/30/17)
Blocks	1	vs. Texas (12/22/17)
Minutes	22	vs. Texas (12/22/17)
Field Goals	1	2x, last vs. Texas A&M (12/30/17)
FG Att.	8	vs. Texas (12/22/17)
3-Point FG		
3-Point Att.	3	vs. Texas (12/22/17)
Free Throws		
FT Att.		

**MISCELLANEOUS STATS**

CATEGORY	2017-18	CAREER
Double-digit scoring		20
20+ point games		3
Double-digit rebounding		1
Double-doubles		
Led UA in scoring		10
Led UA in rebounding		6
Led UA in three-pointers		9
Led UA in assists		11
Led UA in steals	1	7
Led UA in blocks		9
5+ assist games		4
3+ three-pointers		3
3+ steal games		1
3+ block games		

**2017-18 (SOPHOMORE SEASON)**

- Sidelined with a knee injury for the first 10 games of the season
- Made his sophomore debut at the Rocket City Classic against Mercer (12/19) and led the team in steals (2) while collecting four rebounds and two assists
- Scored two points while totaling four rebounds, one assist and one block vs. Texas (12/22)
- Pulled down six rebounds while totaling two points, two assists and two steals vs. No. 5 Texas A&M (12/30)

**2016-17 (FRESHMAN SEASON)**

- Selected to the 2017 SEC All-Freshman team, becoming the first Alabama player to earn the nod to the league's all- rookie team since 2014
- Was named SEC Freshman of the Week (1/30)
- Tabbed the team's Most Outstanding Freshman
- One of the most versatile players on the team, as he led Alabama in scoring 10 times, in assists in 11 games, in rebounding six times and in blocks on nine occasions
- Recipient of the Commitment to Service Award and a Student Academic Achievement Award
- Played in all 34 games starting each of the last 30 contests
- Ended the year as the team's leading scorer at 12.0 points per game
- Also topped the team in minutes (29.8 mpg), while ranking second in assists (2.5 apg) and rebounding (5.7 rpg)
- Was third on team in blocks (21) and fourth in three-point field goal percentage (.330)
- His 20 double-figure scoring games and three games of 20-plus points on the season led the team
- Set a new career-high in scoring (26 pts), minutes (37), made free-throws (9) and free-throws attempted (13) in Alabama's win over Georgia (1/25)
- Scored 24 points, while setting career highs in field goals made (8) and attempted (17) vs. Florida (1/10)
- Scored a game-high 21 points against No. 15/12 Kentucky (2/11)
- Scored a game-high 18 points to go along with seven rebounds and three assists in the SEC Tournament quarterfinal win over South Carolina (3/10)
- Led Alabama in scoring (18 pts), assists (3) and blocks (1) against Auburn (1/21)
- Led the team in scoring (19 pts) with nine rebounds, while knocking down season highs in free throws made (10) and attempted (14) in the Tide's win over Mississippi State (1/28)



**KEY'S 2017-18 GAME-BY-GAME STATS**

Opponent	Date	GS	Min	FG	FGA	Pct	3FG	FGA	Pct	FT	FTA	Pct	Off	Def	Tot	Avg	PF	A	TO	Blk	Stl	Pts	Avg
vs. Memphis	11/10																						
LIPSCOMB	11/14																						
ALABAMA A&M	11/17																						
UT ARLINGTON	11/21																						
vs. BYU	11/24																						
vs. Minnesota	11/25																						
LOUISIANA TECH	11/29																						
UCF	12/3																						
RHODE ISLAND	12/6																						
at Arizona	12/9																						
vs. Mercer	12/19	*	20	0	2	.000	0	1	.000	0	0	.000	2	2	4	4.0	1	2	3	0	2	0	0.0
TEXAS	12/22	*	22	1	8	.125	0	3	.000	0	0	.000	0	4	4	4.0	0	1	2	1	0	2	1.0
TEXAS A&M*	12/30	*	20	1	3	.333	0	1	.000	0	0	.000	3	3	6	4.7	4	2	0	0	2	2	1.3
at Vanderbilt*																							
at Georgia*																							
SOUTH CAROLINA*																							
at LSU*																							
AUBURN*																							
MISSISSIPPI STATE*																							
at Ole Miss*																							
OKLAHOMA																							
MISSOURI*																							
at Florida*																							
at Mississippi State*																							
TENNESSEE*																							
LSU*																							
at Kentucky*																							
at Auburn*																							
ARKANSAS*																							
FLORIDA*																							
at Texas A&M*																							


\* indicates Southeastern Conference opponent

**KEY'S CAREER STATS**

YEAR	GP	GS	MIN	AVG	FG	FGA	PCT	3FG	3FGA	PCT	FT	FTA	PCT	OFF	DEF	TOT	AVG	PF	FO	AST	TO	BLK	STL	PTS	AVG
2016-16	34	30	1012	29.8	139	321	.433	32	97	.330	97	153	.634	54	139	193	5.7	86	2	86	106	21	21	407	12.0
2017-18	3	3	62	20.7	2	13	.154	0	5	.000	0	0	.000	5	9	14	4.7	5	0	5	5	1	4	4	1.3
<b>TOTAL</b>	<b>37</b>	<b>33</b>	<b>1074</b>	<b>29.0</b>	<b>141</b>	<b>334</b>	<b>.422</b>	<b>32</b>	<b>102</b>	<b>.314</b>	<b>97</b>	<b>153</b>	<b>.634</b>	<b>59</b>	<b>148</b>	<b>207</b>	<b>5.6</b>	<b>91</b>	<b>2</b>	<b>91</b>	<b>111</b>	<b>22</b>	<b>25</b>	<b>411</b>	<b>11.1</b>

**KEY'S CAREER SEC STATS**

YEAR	GP	GS	MIN	AVG	FG	FGA	PCT	3FG	3FGA	PCT	FT	FTA	PCT	OFF	DEF	TOT	AVG	PF	FO	AST	TO	BLK	STL	PTS	AVG
2016-17	18	18	568	31.6	79	187	.422	20	61	.328	74	109	.679	30	80	110	6.1	50	2	46	62	9	14	252	14.0
2017-18	1	1	20	20.0	1	3	.333	0	1	.000	0	0	.000	3	3	6	6.0	4	0	2	0	0	2	2	2.0
<b>TOTAL</b>	<b>19</b>	<b>19</b>	<b>588</b>	<b>30.9</b>	<b>80</b>	<b>190</b>	<b>.421</b>	<b>20</b>	<b>62</b>	<b>.323</b>	<b>74</b>	<b>109</b>	<b>.679</b>	<b>33</b>	<b>83</b>	<b>116</b>	<b>6.1</b>	<b>54</b>	<b>2</b>	<b>48</b>	<b>62</b>	<b>9</b>	<b>16</b>	<b>254</b>	<b>13.4</b>



**30 Galin Smith**

**FRESHMAN**

Forward • 6-9 • 235 • Clinton, Miss.  
Clinton HS

**CAREER HIGHS**

Points	10	vs. Minnesota (11/25/17)
Rebounds	8	vs. Minnesota (11/25/17)
Assists	1	Alabama A&M (11/17/17)
Steals	1	vs. Minnesota (11/25/17)
Blocks	3	vs. Minnesota (11/25/17)
Minutes	26	vs. Minnesota (11/25/17)
Field Goals	3	2x, last vs. Minnesota (11/25/17)
FG Att.	5	2x, last vs. Minnesota (11/25/17)
3-Point FG		
3-Point Att.		
Free Throws	4	vs. Minnesota (11/25/17)
FT Att.	5	vs. Minnesota (11/25/17)

**2017-18 SEASON HIGHS**

Points	10	vs. Minnesota (11/25/17)
Rebounds	8	vs. Minnesota (11/25/17)
Assists	1	Alabama A&M (11/17/17)
Steals	1	vs. Minnesota (11/25/17)
Blocks	3	vs. Minnesota (11/25/17)
Minutes	26	vs. Minnesota (11/25/17)
Field Goals	3	2x, last vs. Minnesota (11/25/17)
FG Att.	5	2x, last vs. Minnesota (11/25/17)
3-Point FG		
3-Point Att.		
Free Throws	4	vs. Minnesota (11/25/17)
FT Att.	5	vs. Minnesota (11/25/17)

**MISCELLANEOUS STATS**

CATEGORY	2017-18	CAREER
Double-digit scoring	1	1
20+ point games		
Double-digit rebounding		
Double-doubles		
Led UA in scoring		
Led UA in rebounding	1	1
Led UA in three-pointers		
Led UA in assists		
Led UA in steals	1	1
Led UA in blocks	2	2
5+ assist games		
3+ three-pointers		
3+ steal games		
3+ block games	1	1

**2017-18 (FRESHMAN SEASON)**

- Led the team in rebounds (8) and shot 3-of-5 from the floor to total 10 points, while totaling three blocks and one steal against then-No. 14 Minnesota (11/25)
- Made collegiate debut and finished with two points and two rebounds in 13 minutes off the bench in the season opener against Memphis (11/10)
- Collected five points and four rebounds in 13 minutes off the bench in the home opener vs. Lipscomb (11/14)
- Was perfect from the field (3-for-3) to total seven points in 18 minutes off the bench against Alabama A&M (11/17)
- Saw six minutes of action off the bench against BYU (11/24)
- Blocked two shots and grabbed three rebounds in 12 minutes against Louisiana Tech (11/29)
- Grabbed three rebounds in three minutes off the bench against UCF (12/3)

**HIGH SCHOOL**

- Played at Clinton High School under head coach and athletic director Clay Norton
- Ranked as the top center and the No. 2 overall player in Mississippi according to 247Sports.com
- The same site ranked him as the No. 21 center in the nation
- Was the No. 2 player in the state according to Hoopseen.com
- Selected to play in the 2017 Alabama-Mississippi All-Star Game where he matched up against teammates Herb Jones and Alex Reese (Alabama)
- Received second team all-state honors as a junior in 2016 and a senior in 2017
- Averaged 14.5 points, 9.7 rebounds, 5.0 blocks and 2.0 steals per game while leading Clinton to a 21-8 overall record during his senior season
- As a junior, he averaged 21.7 points, 11.3 rebounds, 5.1 blocks, 1.5 assists per game
- Named to the 2016 North/South Basketball Boys All-Star Team for the state of Mississippi
- Twice earned a spot on the "Dandy Dozen" awarded to the top 12 prep players in the state in 2016 and 2017



**SMITH'S 2017-18 GAME-BY-GAME STATS**

Opponent	Date	GS	Min	FG	FGA	Pct	3FG	3FGA	Pct	FT	FTA	Pct	Off	Def	Tot	Avg	PF	A	TO	Blk	Stl	Pts	Avg
vs. Memphis	11/10		13	1	1	1.000	0	0	.000	0	0	.000	1	1	2	2.0	5	0	2	0	0	2	2.0
LIPSCOMB	11/14		13	2	5	.400	0	0	.000	1	3	.333	1	3	4	3.0	3	0	1	1	0	5	3.5
ALABAMA A&M	11/17		18	3	3	1.000	0	0	.000	1	4	.250	2	1	3	3.0	4	1	0	1	0	7	4.7
UT ARLINGTON	11/21		9	1	1	1.000	0	0	.000	0	2	.000	0	0	0	2.3	1	0	0	0	0	2	4.0
vs. BYU	11/24		6	0	0	.000	0	0	.000	0	0	.000	0	0	0	1.8	2	0	0	0	0	0	3.2
vs. Minnesota	11/25		26	3	5	.600	0	0	.000	4	5	.800	4	4	8	2.8	2	0	1	3	1	10	4.3
LOUISIANA TECH	11/29		12	1	2	.500	0	0	.000	0	0	.000	1	2	3	2.9	2	0	2	2	0	2	4.0
UCF	12/3		3	0	2	.000	0	0	.000	0	0	.000	2	1	3	2.9	0	0	0	0	0	0	3.5
RHODE ISLAND	12/6		1	0	0	.000	0	0	.000	0	2	.000	0	0	0	2.6	0	0	0	0	0	0	3.1
at Arizona	12/9		3	0	0	.000	0	0	.000	0	0	.000	0	0	0	2.3	2	0	0	0	0	0	2.8
vs. Mercer	12/19								DNP														
TEXAS	12/22		4	1	2	.500	0	0	.000	0	0	.000	1	0	1	2.2	0	0	0	0	0	2	2.7
TEXAS A&M*	12/30		7	1	2	.500	0	0	.000	0	0	.000	1	0	1	2.1	1	0	0	2	0	2	2.7
at Vanderbilt*																							
at Georgia*																							
SOUTH CAROLINA*																							
at LSU*																							
AUBURN*																							
MISSISSIPPI STATE*																							
at Ole Miss*																							
OKLAHOMA																							
MISSOURI*																							
at Florida*																							
at Mississippi State*																							
TENNESSEE*																							
LSU*																							
at Kentucky*																							
at Auburn*																							
ARKANSAS*																							
FLORIDA*																							
at Texas A&M*																							

\* indicates Southeastern Conference opponent

**SMITH'S CAREER STATS**

YEAR	GP	GS	MIN	AVG	FG	FGA	PCT	3FG	3FGA	PCT	FT	FTA	PCT	OFF	DEF	TOT	AVG	PF	FO	AST	TO	BLK	STL	PTS	AVG
2017-18	12	0	115	9.6	13	23	.565	0	0	.000	6	16	.375	13	12	25	2.1	22	1	1	6	9	1	32	2.7
<b>TOTAL</b>	<b>12</b>	<b>0</b>	<b>115</b>	<b>9.6</b>	<b>13</b>	<b>23</b>	<b>.565</b>	<b>0</b>	<b>0</b>	<b>.000</b>	<b>6</b>	<b>16</b>	<b>.375</b>	<b>13</b>	<b>12</b>	<b>25</b>	<b>2.1</b>	<b>22</b>	<b>1</b>	<b>1</b>	<b>6</b>	<b>9</b>	<b>1</b>	<b>32</b>	<b>2.7</b>

**SMITH'S CAREER SEC STATS**

YEAR	GP	GS	MIN	AVG	FG	FGA	PCT	3FG	3FGA	PCT	FT	FTA	PCT	OFF	DEF	TOT	AVG	PF	FO	AST	TO	BLK	STL	PTS	AVG
2017-18	1	0	7	7.0	1	2	.500	0	0	.000	0	0	.000	1	0	1	1.0	1	0	0	0	2	0	2	2.0
<b>TOTAL</b>	<b>1</b>	<b>0</b>	<b>7</b>	<b>7.0</b>	<b>1</b>	<b>2</b>	<b>.500</b>	<b>0</b>	<b>0</b>	<b>.000</b>	<b>0</b>	<b>0</b>	<b>.000</b>	<b>1</b>	<b>0</b>	<b>1</b>	<b>1.0</b>	<b>1</b>	<b>0</b>	<b>0</b>	<b>0</b>	<b>2</b>	<b>0</b>	<b>2</b>	<b>2.0</b>

2017-18 CUME STATS

2017-18 Alabama Basketball  
Alabama Combined Team Statistics (as of Dec 30, 2017)  
All games

RECORD:	OVERALL	HOME	AWAY	NEUTRAL
ALL GAMES	9-4	6-2	0-1	3-1
CONFERENCE	1-0	1-0	0-0	0-0
NON-CONFERENCE	8-4	5-2	0-1	3-1

##	Player	gp-gs	min	avg	Total			3-Point		F-Throw		Rebounds				pf	dq	a	to	blk	stl	pts	avg
					fg-fga	fg%	3fg-fga	3fg%	ft-fga	ft%	off	def	tot	avg									
02	Sexton, Collin	12-12	354	29.5	69-154	.448	17-44	.386	86-109	.789	14	29	43	3.6	25	1	40	27	0	15	241	20.1	
23	Petty, John	13-13	390	30.0	61-139	.439	40-103	.388	11-21	.524	4	30	34	2.6	11	0	28	31	5	6	173	13.3	
00	Hall, Donta	13-13	315	24.2	63-85	.741	0-0	.000	24-36	.667	30	66	96	7.4	26	0	10	21	34	6	150	11.5	
12	Ingram, Dazon	13-12	397	30.5	42-101	.416	5-24	.208	58-84	.690	12	74	86	6.6	37	2	40	32	4	13	147	11.3	
01	Norris, Riley	9-3	166	18.4	16-37	.432	6-20	.300	5-8	.625	6	16	22	2.4	19	0	6	5	0	4	43	4.8	
04	Giddens, Daniel	13-7	170	13.1	25-48	.521	0-0	.000	7-16	.438	8	28	36	2.8	34	1	3	11	19	3	57	4.4	
10	Jones, Herbert	13-2	268	20.6	19-44	.432	3-6	.500	15-26	.577	9	39	48	3.7	37	2	22	24	5	17	56	4.3	
05	Johnson Jr, Avery	13-0	172	13.2	17-50	.340	6-21	.286	9-12	.750	5	10	15	1.2	22	0	9	8	0	8	49	3.8	
03	Reese, Alex	11-0	138	12.5	16-37	.432	6-23	.261	1-2	.500	12	25	37	3.4	11	0	4	8	3	6	39	3.5	
30	Smith, Galin	12-0	115	9.6	13-23	.565	0-0	.000	6-16	.375	13	12	25	2.1	22	1	1	6	9	1	32	2.7	
24	Schaffer, Lawson	4-0	24	6.0	3-5	.600	2-4	.500	0-0	.000	0	0	0	0.0	4	0	7	3	0	2	8	2.0	
33	Fuller, Landon	2-0	5	2.5	1-1	1.000	1-1	1.000	0-0	.000	0	0	0	0.0	0	0	0	0	0	0	3	1.5	
25	Key, Braxton	3-3	62	20.7	2-13	.154	0-5	.000	0-0	.000	5	9	14	4.7	5	0	5	5	1	4	4	1.3	
15	Barnes, Tyler	1-0	1	1.0	0-0	.000	0-0	.000	0-0	.000	0	0	0	0.0	0	0	0	0	0	0	0	0.0	
Team											17	20	37		1		1						
Total.....		13	2577		347-737	.471	86-251	.343	222-330	.673	135	358	493	37.9	254	7	175	182	80	85	1002	77.1	
Opponents.....		13	2600		328-796	.412	84-268	.313	178-281	.633	161	317	478	36.8	278	6	157	182	42	81	918	70.6	

TEAM STATISTICS	UA	OPP	Date	Opponent	Score	Att.
SCORING	1002	918	11/10/17	vs Memphis	w 82-70	3238
Points per game	77.1	70.6	11/14/17	LIPSCOMB	w 86-64	12325
Scoring margin	+6.5	-	11/17/17	ALABAMA A&M	w 104-67	11948
FIELD GOALS-ATT	347-737	328-796	11/21/17	UT ARLINGTON	w 77-76	11737
Field goal pct	.471	.412	11/24/17	vs BYU	w 71-59	1240
3 POINT FG-ATT	86-251	84-268	11/25/17	vs Minnesota	L 84-89	3469
3-point FG pct	.343	.313	11/29/17	LOUISIANA TECH	w 77-74	12062
3-pt FG made per game	6.6	6.5	12/3/17	UCF	L 62-65	13534
FREE THROWS-ATT	222-330	178-281	12/6/17	RHODE ISLAND	w 68-64	12807
Free throw pct	.673	.633	12/09/17	at Arizona	L 82-88	14644
F-Throws made per game	17.1	13.7	12/19/17	vs Mercer	w 80-79	4799
REBOUNDS	493	478	12/22/17	TEXAS	L 50-66	16146
Rebounds per game	37.9	36.8	* 12/30/17	TEXAS A&M	w 79-57	14218
Rebounding margin	+1.2	-	* - Conference game			
ASSISTS	175	157				
Assists per game	13.5	12.1				
TURNOVERS	182	182				
Turnovers per game	14.0	14.0				
Turnover margin	+0.0	-				
Assist/turnover ratio	1.0	0.9				
STEALS	85	81				
Steals per game	6.5	6.2				
BLOCKS	80	42				
Blocks per game	6.2	3.2				
ATTENDANCE	104777	27390				
Home games-Avg/Game	8-13097	1-14644				
Neutral site-Avg/Game	-	4-3186				

Score by Periods	1st	2nd	Totals
Alabama	478	524	1002

## 2017-18 TEAM STATS

**2017-18 Alabama Basketball**  
**Alabama Overall Team Statistics (as of Dec 30, 2017)**  
**All games**

<b>TEAM STATISTICS</b>	<b>UA</b>	<b>OPP</b>
SCORING	1002	918
Points per game	77.1	70.6
Scoring margin	+6.5	-
FIELD GOALS-ATT	347-738	328-795
Field goal pct	.470	.413
3 POINT FG-ATT	86-252	84-267
3-point FG pct	.341	.315
3-pt FG made per game	6.6	6.5
FREE THROWS-ATT	222-330	178-281
Free throw pct	.673	.633
F-Throws made per game	17.1	13.7
REBOUNDS	492	479
Rebounds per game	37.8	36.8
Rebounding margin	+1.0	-
ASSISTS	175	157
Assists per game	13.5	12.1
TURNOVERS	182	182
Turnovers per game	14.0	14.0
Turnover margin	+0.0	-
Assist/turnover ratio	1.0	0.9
STEALS	85	81
Steals per game	6.5	6.2
BLOCKS	80	42
Blocks per game	6.2	3.2
WINNING STREAK	1	-
Home win streak	1	-
ATTENDANCE	104777	27390
Home games-Avg/Game	8-13097	1-14644
Neutral site-Avg/Game	-	4-3186

<b>Score by Periods</b>	<b>1st</b>	<b>2nd</b>	<b>Totals</b>
Alabama	478	524	1002
Opponents	436	482	918

## 2017-18 POINTS-REBOUNDS-ASSISTS

**2017-18 Alabama Basketball**  
**Alabama Points-Rebounds-Assists (as of Dec 30, 2017)**  
**All games**

Opponent	Date	Score	00		01		02		03		04		05		10	
			HALL,DONTA	NORRIS,RIL	SEXTON,COL	REESE,ALEX	GIDDENS,DA	JOHNSON JR	JONES,HERB							
vs Memphis	11/10/17	82-70	w	11-11-3	DNP	DNP	8-9-3	0-1-0	13-2-0	12-5-1						
LIPSCOMB	11/14/17	86-64	w	10-5-3	DNP	22-1-5	4-9-0	3-5-0	9-0-1	6-3-0						
ALABAMA A&M	11/17/17	104-67	w	8-6-0	DNP	25-4-5	9-8-1	2-1-1	0-4-5	7-8-3						
UT ARLINGTON	11/21/17	77-76	w	8-5-0	5-3-1	29-1-4	0-0-0	4-1-0	8-1-1	7-9-3						
vs BYU	11/24/17	71-59	w	14-9-0	4-3-1	10-7-3	0-2-0	8-2-1	3-0-0	3-4-3						
vs Minnesota	11/25/17	84-89	L	8-7-0	13-2-0	40-6-5	0-0-0	0-2-1	2-2-0	2-0-0						
LOUISIANA TECH	11/29/17	77-74	w	15-7-0	4-4-1	22-5-3	2-3-0	0-2-0	2-1-1	6-5-1						
UCF	12/3/17	62-65	L	20-4-1	4-3-1	7-4-3	3-1-0	4-3-0	2-0-0	4-1-4						
RHODE ISLAND	12/6/17	68-64	w	13-14-2	2-2-1	11-4-0	DNP	12-6-0	4-0-0	4-3-1						
at Arizona	12/09/17	82-88	L	15-12-0	6-2-1	30-0-2	DNP	8-2-0	0-0-1	0-0-2						
vs Mercer	12/19/17	80-79	w	9-6-0	5-3-0	21-3-4	10-2-0	4-3-0	2-1-0	0-0-2						
TEXAS	12/22/17	50-66	L	2-4-0	0-0-0	8-5-4	3-2-0	10-6-0	2-1-0	1-1-0						
TEXAS A&M	12/30/17	79-57	w	17-6-1	DNP	16-3-2	0-1-0	2-2-0	2-3-0	4-8-2						

Opponent	Date	Score	12		15		23		24		25		30		33	
			INGRAM,DAZ	BARNES,TYL	PETTY,JOHN	SCHAFFER,L	KEY,BRAXTO	SMITH,GALI	FULLER,LAN							
vs Memphis	11/10/17	82-70	w	20-5-5	DNP	11-1-2	5-0-2	DNP	2-2-0	DNP						
LIPSCOMB	11/14/17	86-64	w	13-7-5	DNP	14-6-3	0-0-0	DNP	5-4-0	0-0-0						
ALABAMA A&M	11/17/17	104-67	w	10-6-4	DNP	30-4-1	3-0-4	DNP	7-3-1	3-0-0						
UT ARLINGTON	11/21/17	77-76	w	6-4-1	DNP	8-2-2	DNP	DNP	2-0-0	DNP						
vs BYU	11/24/17	71-59	w	13-3-3	DNP	16-1-1	DNP	DNP	0-0-0	DNP						
vs Minnesota	11/25/17	84-89	L	4-2-3	DNP	5-2-0	DNP	DNP	10-8-0	DNP						
LOUISIANA TECH	11/29/17	77-74	w	22-9-0	DNP	2-3-4	DNP	DNP	2-3-0	DNP						
UCF	12/3/17	62-65	L	6-7-4	DNP	12-0-1	DNP	DNP	0-3-0	DNP						
RHODE ISLAND	12/6/17	68-64	w	10-14-2	DNP	12-2-4	DNP	DNP	0-0-0	DNP						
at Arizona	12/09/17	82-88	L	10-7-6	DNP	13-3-3	DNP	DNP	0-0-0	DNP						
vs Mercer	12/19/17	80-79	w	11-8-1	DNP	18-4-3	DNP	0-4-2	DNP	DNP						
TEXAS	12/22/17	50-66	L	6-8-3	DNP	14-2-1	DNP	2-4-1	2-1-0	DNP						
TEXAS A&M	12/30/17	79-57	w	16-6-3	0-0-0	18-4-3	0-0-1	2-6-2	2-1-0	DNP						

2017-18 TEAM GAME-BY-GAME

2017-18 Alabama Basketball  
Alabama Team Game-by-Game (as of Dec 30, 2017)  
All games

TEAM STATISTICS

Opponent	Date	Score	W	Total		3-Pointers		Free throws		Rebounds				pf	a	t/o	blk	stl	pts	avg
				fg-fga	pct	3fg-fga	pct	ft-fa	pct	off	def	tot	avg							
vs Memphis	11/10/17	82-70	W	26-57	.456	11-27	.407	19-28	.679	13	27	40	40.0	30	16	16	7	8	82	82.0
LIPSCOMB	11/14/17	86-64	W	34-57	.596	6-18	.333	12-32	.375	5	35	40	40.0	17	17	13	10	9	86	84.0
ALABAMA A&M	11/17/17	104-67	W	40-63	.635	16-27	.593	8-15	.533	13	34	47	42.3	20	25	15	6	3	104	90.7
UT ARLINGTON	11/21/17	77-76	W	27-53	.509	8-25	.320	15-24	.625	6	22	28	38.8	13	12	14	4	9	77	87.2
vs BYU	11/24/17	71-59	W	27-55	.491	5-13	.385	12-16	.750	8	26	34	37.8	19	12	9	6	6	71	84.0
vs Minnesota	11/25/17	84-89	L	27-58	.466	7-18	.389	23-32	.719	13	23	36	37.5	20	9	13	6	4	84	84.0
LOUISIANA TECH	11/29/17	77-74	W	24-54	.444	2-9	.222	27-37	.730	11	32	43	38.3	21	10	18	6	8	77	83.0
UCF	12/3/17	62-65	L	22-51	.431	3-13	.231	15-23	.652	8	20	28	37.0	16	14	15	8	8	62	80.4
RHODE ISLAND	12/6/17	68-64	W	21-47	.447	2-11	.182	24-39	.615	13	37	50	38.4	16	10	24	5	4	68	79.0
at Arizona	12/09/17	82-88	L	24-62	.387	10-24	.417	24-28	.857	9	21	30	37.6	27	15	8	2	5	82	79.3
vs Mercer	12/19/17	80-79	W	28-62	.452	6-28	.214	18-23	.783	14	23	37	37.5	21	12	13	8	6	80	79.4
TEXAS	12/22/17	50-66	L	21-61	.344	3-15	.200	5-9	.556	12	25	37	37.5	14	9	12	3	8	50	76.9
TEXAS A&M	12/30/17	79-57	W	26-58	.448	7-24	.292	20-24	.833	10	32	42	37.8	20	14	12	9	7	79	77.1
Alabama		1002		347-738	.470	86-252	.341	222-330	.673	135	357	492	37.8	254	175	182	80	85	1002	77.1
Opponents		918		328-795	.413	84-267	.315	178-281	.633	161	318	479	36.8	278	157	182	42	81	918	70.6

Games played: 13  
Points/game: 77.1  
FG Pct: 47.0  
3FG Pct: 34.1  
FT Pct: 67.3

Rebounds/game: 37.8  
Assists/game: 13.5  
Turnovers/game: 14.0  
Assist/turnover ratio: 1.0  
Steals/game: 6.5  
Blocks/game: 6.2

2017-18 OPPONENT GAME-BY-GAME

2017-18 Alabama Basketball  
Alabama Opponent Game-by-Game (as of Dec 30, 2017)  
All games

OPPONENT STATISTICS

Opponent	Date	Score		Total		3-Pointers		Free throws		Rebounds				pf	a	t/o	blk	stl	pts	avg
				fg-fga	pct	3fg-fga	pct	ft-fga	pct	off	def	tot	avg							
vs Memphis	11/10/17	82-70	W	23-60	.383	2-17	.118	22-36	.611	19	24	43	43.0	22	7	17	3	7	70	70.0
LIPSCOMB	11/14/17	86-64	W	23-70	.329	7-27	.259	11-19	.579	16	31	47	45.0	23	10	16	4	5	64	67.0
ALABAMA A&M	11/17/17	104-67	W	25-58	.431	8-15	.533	9-24	.375	8	15	23	37.7	11	10	10	0	7	67	67.0
UT ARLINGTON	11/21/17	77-76	W	31-60	.517	10-21	.476	4-7	.571	8	25	33	36.5	23	19	18	1	3	76	69.2
vs BYU	11/24/17	71-59	W	22-59	.373	4-17	.235	11-21	.524	13	21	34	36.0	21	15	11	3	3	59	67.2
vs Minnesota	11/25/17	84-89	L	30-66	.455	8-19	.421	21-27	.778	17	23	40	36.7	25	16	12	6	7	89	70.8
LOUISIANA TECH	11/29/17	77-74	W	24-65	.369	4-23	.174	22-30	.733	12	24	36	36.6	29	8	14	2	8	74	71.3
UCF	12/3/17	62-65	L	25-52	.481	7-15	.467	8-15	.533	10	27	37	36.6	19	15	20	3	8	65	70.5
RHODE ISLAND	12/6/17	68-64	W	25-71	.352	7-23	.304	7-11	.636	11	20	31	36.0	29	7	12	6	13	64	69.8
at Arizona	12/09/17	82-88	L	29-56	.518	8-16	.500	22-35	.629	12	31	43	36.7	21	17	12	3	2	88	71.6
vs Mercer	12/19/17	80-79	W	26-55	.473	10-28	.357	17-22	.773	9	23	32	36.3	21	14	16	0	7	79	72.3
TEXAS	12/22/17	50-66	L	24-54	.444	7-26	.269	11-14	.786	6	31	37	36.3	15	10	12	9	4	66	71.8
TEXAS A&M	12/30/17	79-57	W	21-69	.304	2-20	.100	13-20	.650	20	23	43	36.8	19	9	12	2	7	57	70.6
Opponents		918		328-795	.413	84-267	.315	178-281	.633	161	318	479	36.8	278	157	182	42	81	918	70.6
Alabama		1002		347-738	.470	86-252	.341	222-330	.673	135	357	492	37.8	254	175	182	80	85	1002	77.1

Games played: 13  
Points/game: 70.6  
FG Pct: 41.3  
3FG Pct: 31.5  
FT Pct: 63.3

Rebounds/game: 36.8  
Assists/game: 12.1  
Turnovers/game: 14.0  
Assist/turnover ratio: 0.9  
Steals/game: 6.2  
Blocks/game: 3.2

2017-18 GAME COMPARISON

2017-18 Alabama Basketball  
Alabama Team Game-by-Game Comparison (as of Dec 30, 2017)  
All games

Opponent	1st	2nd	Score	Mar	Total FG	FG Pct	3-Pointers	3FG Pct	Free Throws	FT Pct	Rebounds	Assist	T/Over	Block	Steal	Fouls
Memphis	38/36	44/34	82-70	+12	26-57/23-60	.456/.383	11-27/2-17	.407/.118	19-28/22-36	.679/.611	40/43 (3)	16/7	16/17	7/3	8/7	30/22
LIPSCOMB	38/31	48/33	86-64	+22	34-57/23-70	.596/.329	6-18/7-27	.333/.259	12-32/11-19	.375/.579	40/47 (7)	17/10	13/16	10/4	9/5	17/23
ALABAMA A&M	51/22	53/45	104-67	+37	40-63/25-58	.635/.431	16-27/8-15	.593/.533	8-15/9-24	.533/.375	47/23 +24	25/10	15/10	6/0	3/7	20/11
UT ARLINGTON	41/46	36/30	77-76	+1	27-53/31-60	.509/.517	8-25/10-21	.320/.476	15-24/4-7	.625/.571	28/33 (5)	12/19	14/18	4/1	9/3	13/23
BYU	42/31	29/28	71-59	+12	27-55/22-59	.491/.373	5-13/4-17	.385/.235	12-16/11-21	.750/.524	34/34 -	12/15	9/11	6/3	6/3	19/21
Minnesota	29/41	55/48	84-89	(5)	27-58/30-66	.466/.455	7-18/8-19	.389/.421	23-32/21-27	.719/.778	36/40 (4)	9/16	13/12	6/6	4/7	20/25
LOUISIANA TECH	37/38	40/36	77-74	+3	24-54/24-65	.444/.369	2-9/4-23	.222/.174	27-37/22-30	.730/.733	43/36 +7	10/8	18/14	6/2	8/8	21/29
UCF	36/30	26/35	62-65	(3)	22-51/25-52	.431/.481	3-13/7-15	.231/.467	15-23/8-15	.652/.533	28/37 (9)	14/15	15/20	8/3	8/8	16/19
RHODE ISLAND	32/25	36/39	68-64	+4	21-47/25-71	.447/.352	2-11/7-23	.182/.304	24-39/7-11	.615/.636	50/31 +19	10/7	24/12	5/6	4/13	16/29
Arizona	40/38	42/50	82-88	(6)	24-62/29-56	.387/.518	10-24/8-16	.417/.500	24-28/22-35	.857/.629	30/43 (13)	15/17	8/12	2/3	5/2	27/21
Mercer	31/35	49/44	80-79	+1	28-62/26-55	.452/.473	6-28/10-28	.214/.357	18-23/17-22	.783/.773	37/32 +5	12/14	13/16	8/0	6/7	21/21
TEXAS	28/35	22/31	50-66	(16)	21-61/24-54	.344/.444	3-15/7-26	.200/.269	5-9/11-14	.556/.786	37/37 -	9/10	12/12	3/9	8/4	14/15
TEXAS A&M	35/28	44/29	79-57	+22	26-58/21-69	.448/.304	7-24/2-20	.292/.100	20-24/13-20	.833/.650	42/43 (1)	14/9	12/12	9/2	7/7	20/19

Note: Game totals are displayed in the format TEAM/OPPONENT for each category

## 2017-18 ALABAMA GAME HIGHS

**2017-18 Alabama Basketball**  
**Alabama Team High/Low Analysis (as of Dec 30, 2017)**  
**All games**

**Alabama - TEAM GAME HIGHS**

POINTS	104	ALABAMA A&M (11/17/17)
	86	LIPSCOMB (11/14/17)
	84	vs Minnesota (11/25/17)
	82	at Arizona (12/09/17)
	82	vs Memphis (11/10/17)
FIELD GOALS MADE	40	ALABAMA A&M (11/17/17)
	34	LIPSCOMB (11/14/17)
FIELD GOAL ATTEMPTS	63	ALABAMA A&M (11/17/17)
	62	vs Mercer (12/19/17)
	62	at Arizona (12/09/17)
FIELD GOAL PERCENTAGE	.635 (40-63)	ALABAMA A&M (11/17/17)
	.596 (34-57)	LIPSCOMB (11/14/17)
3 PT FIELD GOALS MADE	16	ALABAMA A&M (11/17/17)
	11	vs Memphis (11/10/17)
3 PT FG ATTEMPTS	28	vs Mercer (12/19/17)
	27	ALABAMA A&M (11/17/17)
	27	vs Memphis (11/10/17)
3 PT FG PERCENTAGE	.593 (16-27)	ALABAMA A&M (11/17/17)
	.417 (10-24)	at Arizona (12/09/17)
FREE THROWS MADE	27	LOUISIANA TECH (11/29/17)
	24	at Arizona (12/09/17)
	24	RHODE ISLAND (12/6/17)
FREE THROW ATTEMPTS	39	RHODE ISLAND (12/6/17)
	37	LOUISIANA TECH (11/29/17)
FREE THROW PERCENTAGE	.857 (24-28)	at Arizona (12/09/17)
	.833 (20-24)	TEXAS A&M (12/30/17)
REBOUNDS	50	RHODE ISLAND (12/6/17)
	47	ALABAMA A&M (11/17/17)
ASSISTS	25	ALABAMA A&M (11/17/17)
	17	LIPSCOMB (11/14/17)
STEALS	9	UT ARLINGTON (11/21/17)
	9	LIPSCOMB (11/14/17)
BLOCKED SHOTS	10	LIPSCOMB (11/14/17)
	9	TEXAS A&M (12/30/17)
TURNOVERS	24	RHODE ISLAND (12/6/17)
	18	LOUISIANA TECH (11/29/17)
FOULS	30	vs Memphis (11/10/17)
	27	at Arizona (12/09/17)

## 2017-18 OPPONENT GAME HIGHS

**2017-18 Alabama Basketball**  
**Alabama High/Low Analysis (as of Dec 30, 2017)**  
**All games**

**Opponent - GAME HIGHS**

POINTS	89	vs Minnesota (11/25/17)
	88	at Arizona (12/09/17)
	79	vs Mercer (12/19/17)
	76	UT ARLINGTON (11/21/17)
	74	LOUISIANA TECH (11/29/17)
FIELD GOALS MADE	31	UT ARLINGTON (11/21/17)
	30	vs Minnesota (11/25/17)
FIELD GOAL ATTEMPTS	71	RHODE ISLAND (12/6/17)
	70	LIPSCOMB (11/14/17)
FIELD GOAL PERCENTAGE	.518 (29-56)	at Arizona (12/09/17)
	.517 (31-60)	UT ARLINGTON (11/21/17)
3 PT FIELD GOALS MADE	10	vs Mercer (12/19/17)
	10	UT ARLINGTON (11/21/17)
3 PT FG ATTEMPTS	28	vs Mercer (12/19/17)
	27	LIPSCOMB (11/14/17)
3 PT FG PERCENTAGE	.533 (8-15)	ALABAMA A&M (11/17/17)
	.500 (8-16)	at Arizona (12/09/17)
FREE THROWS MADE	22	at Arizona (12/09/17)
	22	LOUISIANA TECH (11/29/17)
	22	vs Memphis (11/10/17)
FREE THROW ATTEMPTS	36	vs Memphis (11/10/17)
	35	at Arizona (12/09/17)
FREE THROW PERCENTAGE	.786 (11-14)	TEXAS (12/22/17)
	.778 (21-27)	vs Minnesota (11/25/17)
REBOUNDS	47	LIPSCOMB (11/14/17)
	43	TEXAS A&M (12/30/17)
	43	at Arizona (12/09/17)
	43	vs Memphis (11/10/17)
ASSISTS	19	UT ARLINGTON (11/21/17)
	17	at Arizona (12/09/17)
STEALS	13	RHODE ISLAND (12/6/17)
	8	UCF (12/3/17)
	8	LOUISIANA TECH (11/29/17)
BLOCKED SHOTS	9	TEXAS (12/22/17)
	6	RHODE ISLAND (12/6/17)
	6	vs Minnesota (11/25/17)
TURNOVERS	20	UCF (12/3/17)
	18	UT ARLINGTON (11/21/17)
FOULS	29	RHODE ISLAND (12/6/17)
	29	LOUISIANA TECH (11/29/17)

## 2017-18 ALABAMA GAME LOWS

**2017-18 Alabama Basketball**  
**Alabama High/Low Analysis (as of Dec 30, 2017)**  
**All games**

**Alabama - GAME LOWS**

POINTS	50	TEXAS (12/22/17)
	62	UCF (12/3/17)
	68	RHODE ISLAND (12/6/17)
	71	vs BYU (11/24/17)
	77	UT ARLINGTON (11/21/17)
	77	LOUISIANA TECH (11/29/17)
FIELD GOALS MADE	21	RHODE ISLAND (12/6/17)
	21	TEXAS (12/22/17)
FIELD GOAL ATTEMPTS	47	RHODE ISLAND (12/6/17)
	51	UCF (12/3/17)
FIELD GOAL PERCENTAGE	.344 (21-61)	TEXAS (12/22/17)
	.387 (24-62)	at Arizona (12/09/17)
3 PT FIELD GOALS MADE	2	LOUISIANA TECH (11/29/17)
	2	RHODE ISLAND (12/6/17)
3 PT FG ATTEMPTS	9	LOUISIANA TECH (11/29/17)
	11	RHODE ISLAND (12/6/17)
3 PT FG PERCENTAGE	.182 (2-11)	RHODE ISLAND (12/6/17)
	.200 (3-15)	TEXAS (12/22/17)
FREE THROWS MADE	5	TEXAS (12/22/17)
	8	ALABAMA A&M (11/17/17)
FREE THROW ATTEMPTS	9	TEXAS (12/22/17)
	15	ALABAMA A&M (11/17/17)
FREE THROW PERCENTAGE	.375 (12-32)	LIPSCOMB (11/14/17)
	.533 (8-15)	ALABAMA A&M (11/17/17)
REBOUNDS	28	UT ARLINGTON (11/21/17)
	28	UCF (12/3/17)
ASSISTS	9	vs Minnesota (11/25/17)
	9	TEXAS (12/22/17)
STEALS	3	ALABAMA A&M (11/17/17)
	4	vs Minnesota (11/25/17)
	4	RHODE ISLAND (12/6/17)
BLOCKED SHOTS	2	at Arizona (12/09/17)
	3	TEXAS (12/22/17)
TURNOVERS	8	at Arizona (12/09/17)
	9	vs BYU (11/24/17)
FOULS	13	UT ARLINGTON (11/21/17)
	14	TEXAS (12/22/17)

## 2017-18 OPPONENT GAME LOWS

**2017-18 Alabama Basketball**  
**Alabama High/Low Analysis (as of Dec 30, 2017)**  
**All games**

**Opponent - GAME LOWS**

POINTS	57	TEXAS A&M (12/30/17)
	59	vs BYU (11/24/17)
	64	LIPSCOMB (11/14/17)
	64	RHODE ISLAND (12/6/17)
	65	UCF (12/3/17)
FIELD GOALS MADE	21	TEXAS A&M (12/30/17)
	22	vs BYU (11/24/17)
FIELD GOAL ATTEMPTS	52	UCF (12/3/17)
	54	TEXAS (12/22/17)
FIELD GOAL PERCENTAGE	.304 (21-69)	TEXAS A&M (12/30/17)
	.329 (23-70)	LIPSCOMB (11/14/17)
3 PT FIELD GOALS MADE	2	vs Memphis (11/10/17)
	2	TEXAS A&M (12/30/17)
3 PT FG ATTEMPTS	15	ALABAMA A&M (11/17/17)
	15	UCF (12/3/17)
3 PT FG PERCENTAGE	.100 (2-20)	TEXAS A&M (12/30/17)
	.118 (2-17)	vs Memphis (11/10/17)
FREE THROWS MADE	4	UT ARLINGTON (11/21/17)
	7	RHODE ISLAND (12/6/17)
FREE THROW ATTEMPTS	7	UT ARLINGTON (11/21/17)
	11	RHODE ISLAND (12/6/17)
FREE THROW PERCENTAGE	.375 (9-24)	ALABAMA A&M (11/17/17)
	.524 (11-21)	vs BYU (11/24/17)
REBOUNDS	23	ALABAMA A&M (11/17/17)
	31	RHODE ISLAND (12/6/17)
ASSISTS	7	vs Memphis (11/10/17)
	7	RHODE ISLAND (12/6/17)
STEALS	2	at Arizona (12/09/17)
	3	UT ARLINGTON (11/21/17)
	3	vs BYU (11/24/17)
BLOCKED SHOTS	0	ALABAMA A&M (11/17/17)
	0	vs Mercer (12/19/17)
TURNOVERS	10	ALABAMA A&M (11/17/17)
	11	vs BYU (11/24/17)
FOULS	11	ALABAMA A&M (11/17/17)
	15	TEXAS (12/22/17)

## 2017-18 ALABAMA PLAYER GAME HIGHS

**2017-18 Alabama Basketball**  
**Alabama Player High/Low Analysis (as of Dec 30, 2017)**  
**All games**

**Alabama - INDIVIDUAL GAME HIGHS**

Points	40		Sexton, Collin vs Minnesota (11/25/17)
	30		Sexton, Collin at Arizona (12/09/17)
	30		Petty, John vs Alabama A&M (11/17/17)
	29		Sexton, Collin vs UT Arlington (11/21/17)
	25		Sexton, Collin vs Alabama A&M (11/17/17)
Field Goals Made	12		Sexton, Collin vs Minnesota (11/25/17)
	11		Sexton, Collin vs Alabama A&M (11/17/17)
Field Goal Att.	22		Sexton, Collin vs Minnesota (11/25/17)
	19		Sexton, Collin vs Louisiana Tech (11/29/17)
FG Pct (min 5 made)	1.000	(9-9)	Hall, Donta vs UCF (12/3/17)
	.875	(7-8)	Hall, Donta vs Texas A&M (12/30/17)
3-Point FG Made	10		Petty, John vs Alabama A&M (11/17/17)
	5		Petty, John vs Texas A&M (12/30/17)
3-Point FG Att.	13		Petty, John vs Alabama A&M (11/17/17)
	11		Petty, John vs Mercer (12/19/17)
3-Pt FG Pct (min 2 made)	1.000	(2-2)	Jones, Herbert vs Memphis (11/10/17)
	.769	(10-13)	Petty, John vs Alabama A&M (11/17/17)
Free Throws Made	15		Sexton, Collin at Arizona (12/09/17)
	13		Ingram, Dazon vs Louisiana Tech (11/29/17)
Free Throw Att.	17		Ingram, Dazon vs Louisiana Tech (11/29/17)
	16		Sexton, Collin at Arizona (12/09/17)
	16		Sexton, Collin vs Minnesota (11/25/17)
FT Pct (min 3 made)	1.000	(9-9)	Sexton, Collin vs Mercer (12/19/17)
	1.000	(3-3)	Hall, Donta vs Texas A&M (12/30/17)
	1.000	(3-3)	Hall, Donta vs Louisiana Tech (11/29/17)
Rebounds	14		Ingram, Dazon vs Rhode Island (12/6/17)
	14		Hall, Donta vs Rhode Island (12/6/17)
Assists	6		Ingram, Dazon at Arizona (12/09/17)
	5		Sexton, Collin vs Minnesota (11/25/17)
	5		Sexton, Collin vs Alabama A&M (11/17/17)
	5		Johnson Jr, Avery vs Alabama A&M (11/17/17)
	5		Sexton, Collin vs Lipscomb (11/14/17)
	5		Ingram, Dazon vs Lipscomb (11/14/17)
	5		Ingram, Dazon vs Memphis (11/10/17)
Steals	5		Jones, Herbert vs UCF (12/3/17)
	4		Jones, Herbert vs UT Arlington (11/21/17)
	4		Reese, Alex vs Memphis (11/10/17)
Blocked Shots	5		Hall, Donta vs Memphis (11/10/17)
	4		Hall, Donta vs Mercer (12/19/17)
	4		Hall, Donta vs UCF (12/3/17)
	4		Giddens, Daniel vs UCF (12/3/17)
	4		Hall, Donta vs Louisiana Tech (11/29/17)
Turnovers	5		Hall, Donta vs Rhode Island (12/6/17)
	5		Petty, John vs Rhode Island (12/6/17)
	5		Reese, Alex vs Alabama A&M (11/17/17)
Fouls	5		Ingram, Dazon vs Mercer (12/19/17)
	5		Jones, Herbert at Arizona (12/09/17)
	5		Sexton, Collin at Arizona (12/09/17)

## 2017-18 OPPONENT PLAYER GAME HIGHS

**2017-18 Alabama Basketball**  
Alabama Opponent High/Low Analysis (as of Dec 30, 2017)  
**All games**

**OPPONENT INDIVIDUAL GAME HIGHS**

Points	29		Ayton, Deandre at Arizona (12/09/17)
	25		Trier, Allonzo at Arizona (12/09/17)
	24		Rivers, Demetre vs Mercer (12/19/17)
	24		Hervey, Kevin vs UT Arlington (11/21/17)
	21		Holland, Ria'n vs Mercer (12/19/17)
	21		BRACEY, Daquan vs Louisiana Tech (11/29/17)
	21		CHILDS, Yoeli vs BYU (11/24/17)
Field Goals Made	12		Ayton, Deandre at Arizona (12/09/17)
	9		CHILDS, Yoeli vs BYU (11/24/17)
	9		Hervey, Kevin vs UT Arlington (11/21/17)
Field Goal Att.	18		Ayton, Deandre at Arizona (12/09/17)
	16		BRACEY, Daquan vs Louisiana Tech (11/29/17)
	16		CHILDS, Yoeli vs BYU (11/24/17)
	16		Neal, Erick vs UT Arlington (11/21/17)
FG Pct (min 5 made)	1.000	(5-5)	Kabadyundi, Link vs UT Arlington (11/21/17)
	.750	(6-8)	Rivers, Demetre vs Mercer (12/19/17)
3-Point FG Made	4		Holland, Ria'n vs Mercer (12/19/17)
	4		MASON, Nate vs Minnesota (11/25/17)
	4		Neal, Erick vs UT Arlington (11/21/17)
	4		Hervey, Kevin vs UT Arlington (11/21/17)
3-Point FG Att.	11		BOYKINS, Jacobi vs Louisiana Tech (11/29/17)
	9		ROSE, Matt vs Lipscomb (11/14/17)
3-Pt FG Pct (min 2 made)	.800	(4-5)	Hervey, Kevin vs UT Arlington (11/21/17)
	.750	(3-4)	Rivers, Demetre vs Mercer (12/19/17)
	.750	(3-4)	Trier, Allonzo at Arizona (12/09/17)
	.750	(3-4)	MUMIN, Djordjije vs UCF (12/3/17)
Free Throws Made	14		Trier, Allonzo at Arizona (12/09/17)
	9		Rivers, Demetre vs Mercer (12/19/17)
Free Throw Att.	16		Trier, Allonzo at Arizona (12/09/17)
	10		Rivers, Demetre vs Mercer (12/19/17)
	10		BRACEY, Daquan vs Louisiana Tech (11/29/17)
FT Pct (min 3 made)	1.000	(8-8)	BOYKINS, Jacobi vs Louisiana Tech (11/29/17)
	1.000	(6-6)	LYNCH, Reggie vs Minnesota (11/25/17)
	1.000	(4-4)	Matt Coleman vs Texas (12/22/17)
	1.000	(3-3)	Duane Wilson vs Texas A&M (12/30/17)
	1.000	(3-3)	Mohamed Bamba vs Texas (12/22/17)
	1.000	(3-3)	GARRETT, Jarvis vs Rhode Island (12/6/17)
Rebounds	18		Ayton, Deandre at Arizona (12/09/17)
	14		MURPHY, Jordan vs Minnesota (11/25/17)
Assists	12		Neal, Erick vs UT Arlington (11/21/17)
	8		ALLEN, Terrell vs UCF (12/3/17)
	8		MCBRAYER, Dupree vs Minnesota (11/25/17)
Steals	4		ROBINSON, Stanford vs Rhode Island (12/6/17)
	4		GARRETT, Jarvis vs Rhode Island (12/6/17)
	4		ALLEN, Terrell vs UCF (12/3/17)
Blocked Shots	6		Mohamed Bamba vs Texas (12/22/17)
	3		LYNCH, Reggie vs Minnesota (11/25/17)
	3		MURPHY, Jordan vs Minnesota (11/25/17)



**0** Donta Hall

**JUNIOR**

F • 6-9 • 232 • Luverne, Ala.  
Luverne HS



**1** Riley Norris

**SENIOR**

G/F • 6-7 • 210 • Albertville, Ala.  
Albertville HS



**2** Collin Sexton

**FRESHMAN**

G • 6-3 • 190 • Mableton, Ga.  
Pebblebrook HS



**3** Alex Reese

**FRESHMAN**

F • 6-9 • 250 • Pelham, Ala.  
Pelham HS



**4** Daniel Giddens

**SOPHOMORE**

F • 6-11 • 247 • Mableton, Ga.  
Oak Hill Academy/Ohio State



**5** Avery Johnson Jr.

**JUNIOR**

G • 5-11 • 187 • Houston, Texas  
Plano West HS/Texas A&M



**10** Herbert Jones

**FRESHMAN**

G • 6-7 • 200 • Greensboro, Ala.  
Hale County HS



**11** Tevin Mack

**JUNIOR**

G/F • 6-6 • 223 • Columbia, S.C.  
Dreher HS/Texas



**12** Dazon Ingram

**SOPHOMORE**

G • 6-5 • 207 • Theodore, Ala.  
Theodore HS



**22** Ar'Mond Davis

**SENIOR**

G • 6-6 • 202 • Tacoma, Wash.  
Foss HS/Southern Idaho CC



**23** John Petty

**FRESHMAN**

G • 6-5 • 195 • Huntsville, Ala.  
Mae Jemison HS



**24** Lawson Schaffer

**JUNIOR**

G • 5-11 • 168 • Cullman, Ala.  
Cullman HS



**25** Braxton Key

**SOPHOMORE**

F • 6-8 • 225 • Charlotte, N.C.  
Oak Hill Academy



**30** Galin Smith

**FRESHMAN**

F • 6-9 • 235 • Clinton, Miss.  
Clinton HS



**33** Landon Fuller

**SOPHOMORE**

F • 6-8 • 222 • Brentwood, Tenn.  
Brentwood HS



**Avery Johnson**

**HEAD COACH**  
3rd Season  
Southern, 1988



**John Pelphey**

**ASSOC. COACH**  
2nd Season  
Kentucky, 1991



**Antoine Pettway**

**ASST. COACH**  
10th Season  
Alabama, 2004



**Yasir Rosemond**

**ASST. COACH**  
1st Season  
Oregon, 2003



**Colton Houston**

**DIR. OF OPS**  
8th Season  
Harvard, 2004