



# SOUTH CAROLINA GAMECOCKS

**SOUTH CAROLINA (0-0) at VANDERBILT (0-0)**  
**Vanderbilt Stadium (40,350), Nashville, Tenn.**  
**September 1, 2016, 8:01 p.m. ET**

## ON THE AIR

### TELEVISION

National Broadcast ..... ESPN  
 Play-by-Play ..... Mark Jones  
 Analysis ..... Rod Gilmore  
 Sideline ..... Quint Kessenich

### RADIO

National Radio ..... None  
**Gamecock IMG Sports Network**  
 Play-by-Play ..... Todd Ellis  
 Analysis ..... Tommy Suggs  
 Sideline ..... Langston Moore  
**Satellite Radio** ..... Sirius 84/XM 84

## QUICK FACTS

Location ..... Columbia, S.C.  
 Founded ..... 1801  
 Enrollment ..... 33,724  
 Head Coach ..... Will Muschamp  
 Alma Mater ..... Georgia (1994)  
 South Carolina Record ..... 0-0 (First year)  
 Career Record ..... 28-21 (Fifth year)  
 Running Backs ..... Bobby Bentley  
 Offensive Line ..... Shawn Elliott  
 Special Teams/Linebackers ..... Coleman Hutzler  
 Co-Offensive Coord./WR ..... Bryan McClendon  
 Outside Linebackers ..... Mike Peterson  
 Defensive Coord./Def. Backs .. Travaris Robinson  
 Co-Offensive Coord./QB ..... Kurt Roper  
 Asst. HC-Defense/Def. Line .... Lance Thompson  
 Tight Ends ..... Pat Washington  
 Strength & Conditioning ..... Jeff Dillman  
 Head FB Athletics Trainer ..... Clint Haggard  
 Assistant AD/Media Relations ..... Steve Fink  
 Fink Email ..... finksc@mailbox.sc.edu  
 Fink Office ..... 803-777-7987  
 Fink Cell ..... 803-240-5268  
 Official Website ..... www.gamecocksonline.com  
 Press Box ..... 803-777-2040

## 2016 SOUTH CAROLINA SCHEDULE



**at VANDERBILT COMMODORES:** Thursday, September 1 - 8 pm - ESPN  
 Vanderbilt Stadium (40,350), Nashville, Tenn.  
 South Carolina leads 21-4 and has won the last 7 meetings between the two schools



**at MISSISSIPPI STATE:** Saturday, September 10 - 7 pm - ESPN/ESPN2  
 Davis Wade Stadium at Scott Field (61,337), Starkville, Miss.  
 South Carolina has won the last 7 meetings to take a 9-6 lead in the all-time series



**vs EAST CAROLINA:** Saturday, September 17 - 4 pm - SEC Network  
 Williams-Brice Stadium (80,250), Columbia, S.C.  
 South Carolina has won 13 of the 18 meetings, including the last 3 in a row



**at KENTUCKY:** Saturday, September 24 - TBA - TBA  
 Commonwealth Stadium (61,000), Lexington, Ky.  
 South Carolina leads 17-9-1, including wins in 13 of the last 16 meetings



**vs TEXAS A&M:** Saturday, October 1 - TBA - TBA  
 Williams-Brice Stadium (80,250), Columbia, S.C.  
 Texas A&M leads 2-0 with the Gamecocks tallying 28 points in both contests



**vs. GEORGIA BULLDOGS:** Saturday, October 8 - TBA - TBA  
 Williams-Brice Stadium (80,250), Columbia, S.C.  
 Georgia leads 48-18-2, but the Gamecocks have won 4 of the last 6, including the last 3 at WBS




**vs UMASS MINUTEMEN:** Saturday, October 22 - TBA - TBA  
 Williams-Brice Stadium (80,250), Columbia, S.C.  
 First meeting on the gridiron between the two schools.



**vs TENNESSEE:** Saturday, October 29 - TBA - TBA  
 Williams-Brice Stadium (80,250), Columbia, S.C.  
 Tennessee leads 25-7-2, but 4 of Carolina's 7 wins have come since 2008.



**vs MISSOURI TIGERS:** Saturday, November 5 - TBA - TBA  
 Williams-Brice Stadium (80,250), Columbia, S.C.  
 Missouri has won 4 of the 6 meetings between the two schools that list Columbia as its home.



**at FLORIDA GATORS:** Saturday, November 12 - TBA - TBA  
 Ben Hill Griffin Stadium (88,548), Gainesville, Fla.  
 Florida leads 25-8-3, but the Gamecocks have won 4 of the last 6.



**vs WESTERN CAROLINA CATAMOUNTS:** Saturday, November 19 - TBA - TBA  
 Williams-Brice Stadium (80,250), Columbia, S.C.  
 South Carolina leads 4-0, but the schools have not met since 1989.



**at CLEMSON TIGERS:** Saturday, November 26 - TBA - TBA  
 Memorial Stadium (81,500), Clemson, S.C.  
 Clemson leads 67-42-4; South Carolina has won 5 of the last 7 meetings



## QUICKLY...

- ◆ The South Carolina Gamecocks and Vanderbilt Commodores open the 2016 college football season on ESPN on Thursday, September 1 at Vanderbilt Stadium (40,350) in Nashville, Tenn. This marks the beginning of the 123rd season of intercollegiate football at South Carolina. South Carolina owns an all-time record of 586-562-44, a .510 winning percentage.
- ◆ South Carolina is 81-37-4 (.680) in 122 season openers. The Gamecocks have won 15 of their last 16 season openers dating back to 2000, with the only loss in that stretch coming to Texas A&M in 2014. The record for consecutive season-opening wins at South Carolina remains at 19, set from 1920-1938.
- ◆ 2016 marks the start of a new era in Gamecock Football, as Will Muschamp takes over the program. He is the 34th head coach in South Carolina history, and just the third head coach since the start of the 1999 season to lead the Gamecocks in a season opener, following a pair of Famers in Lou Holtz (1999-2004) and Steve Spurrier (2005-15).





# 2015 SEC FINAL STANDINGS

## EASTERN DIVISION

	SEC	PCT	PF	PA	ALL	PCT	PF	PA
Florida	7-1	.875	189	108	10-4	.714	325	256
Georgia	5-3	.625	183	159	10-3	.769	314	223
Tennessee	5-3	.625	250	183	9-4	.692	457	260
Kentucky	2-6	.250	140	221	5-7	.417	296	329
Vanderbilt	2-6	.250	106	184	4-8	.333	182	252
Missouri	1-7	.125	73	149	5-7	.417	163	194
<b>S. Carolina</b>	<b>1-7</b>	<b>.125</b>	<b>161</b>	<b>243</b>	<b>3-9</b>	<b>.250</b>	<b>263</b>	<b>330</b>

## WESTERN DIVISION

	SEC	PCT	PF	PA	ALL	PCT	PF	PA
Alabama	7-1	.875	252	139	14-1	.933	526	227
Ole Miss	6-2	.750	258	210	10-3	.769	531	294
LSU	5-3	.625	212	198	9-3	.750	394	291
Arkansas	5-3	.625	275	241	8-5	.615	467	356
Miss State	4-4	.500	210	208	9-4	.692	447	302
Texas A&M	4-4	.500	161	175	8-5	.615	361	286
Auburn	2-6	.250	177	229	7-6	.538	357	338

## This Week in the SEC

### September 1

\*South Carolina at Vanderbilt, 8  
Appalachian State at Tennessee, 7:30

### September 3

South Alabama at Mississippi State, Noon  
Missouri at West Virginia, Noon  
LSU vs Wisconsin (Green Bay), 3:30 pm  
UCLA at Texas A&M, 3:30 pm  
Louisiana Tech at Arkansas, 4 pm  
North Carolina vs Georgia (Atlanta), 5:30 pm  
Southern Miss at Kentucky, 7:30 pm  
UMass at Florida, 7:30 pm  
Alabama vs Southern Calif. (Arlington), 8 pm  
Clemson at Auburn, 9 pm

### September 5

Ole Miss vs Florida State (Orlando), 8 pm

## Next Week in the SEC

### September 10

\*South Carolina at Mississippi State, 7 pm  
Nicholls State at Georgia, Noon  
Prairie View at Texas A&M, Noon  
\*Kentucky at Florida, 3:30 pm  
Western Kentucky at Alabama, 3:30 pm  
Middle Tennessee at Vanderbilt, 4 pm  
Wofford at Ole Miss, 4 pm  
Arkansas at TCU, 7 pm  
Arkansas State at Auburn, 7:30 pm  
Jacksonville State at LSU, 7:30 pm  
Eastern Michigan at Missouri, 7:30 pm  
Tennessee vs. Virginia Tech (Bristol), 8 pm

All Times Eastern



## A South Carolina win over Vanderbilt would...

◆ Mark the Gamecocks' 16th win in their last 17 season openers. Prior to the 2014 season-opening loss to Texas A&M, South Carolina had won 14-straight openers dating back to 2000. South Carolina is 81-37-4 (.680) in 122 season openers.

◆ Extend the Gamecocks' winning streak over Vanderbilt to eight-straight games, which would be the longest in the series. South Carolina has won each of the last seven meetings with the Commodores, which matches their longest winning streak over Vandy, set originally from 2000-06.

◆ Improve Will Muschamp's record to a perfect 5-0 record in season-opening games as a head coach. He led the Florida Gators to season-opening wins over FAU (41-3), Bowling Green (27-14), Toledo (24-6) and Eastern Michigan (65-0) from 2011-14, respectively.

◆ Match the Gamecocks' SEC win total from a season ago. South Carolina went just 1-7 in SEC play last season, with their lone win coming against Vanderbilt, a 19-10 win in Columbia.

**YOU ARE LOOKING LIVE:** The 2016 South Carolina football season and the Will Muschamp Era gets underway Thursday, September 1, when the Gamecocks travel to Nashville, Tenn. to face the Vanderbilt Commodores in an SEC Eastern Division showdown. The 8 p.m. ET game will be televised nationally by ESPN with Mark Jones and Rod Gilmore in the booth and Quint Kes-senich on the sidelines.

**A HISTORY LESSON:** 2016 marks the 123rd season of intercollegiate football at the University of South Carolina, dating back to 1892. It is the 110th-consecutive year in which South Carolina has competed on the gridiron. The University did not field a team in either 1893 or 1906. Carolina is 24 games over the .500 mark with an all-time record of 586-562-44.

**SEC HISTORY:** The 2016 season marks South Carolina's 25th year in the SEC. South Carolina and Arkansas joined the league prior to the 1992 campaign. The Gamecocks earned the SEC Eastern Division title in the 2010 season. The Gamecocks are 82-109-1 (.430) all-time in SEC regular-season play, but are 27-21 (.563) in conference action since the start of the 2010 season.

## THURSDAY SPECIAL:

The Gamecocks are very familiar with Thursday night games. Since 2005, Carolina has played 13 Thursday night ESPN contests, posting a 10-3 record in those contests. The Gamecocks are 6-2 at home, 3-1 on the road and 1-0 in neutral site games played on Thursday since '05.

**THURSDAY OPENERS:** The Gamecocks have posted an 8-1 record when they have opened the season on a Thursday since the start of the 2005 season, including a 3-0 mark when playing on the road. That includes a 17-13 win over Vanderbilt in Nashville on August 30, 2012.

**OPENING DAY BESTS:** Here are the top opening day performances in Carolina history:

### 100-yard Rushing Games In Season Openers

- 187 Duce Staley, UCF (1996)
- 160 Harold Green, Duke (1989)
- 153 George Rogers, Pacific (1980)
- 120 Brandon Bennett, Georgia (19994)
- 118 Derek Watson, NC State (1999)
- 115 Mike Davis, North Carolina (2013)
- 114 Derek Watson, N. Mexico St.(2000)
- 113 Mike Dingle, Duke (1990)
- 113 Carl West, Pacific (1980)
- 112 Marcus Lattimore, E. Carolina (2011)
- 110 Marcus Lattimore, Vanderbilt (2012)
- 104 Carl Brazell, Wofford (1955)
- 103 Earl Clary, Duke (1931)
- 102 Jeff Grantz, Georgia Tech (1973)
- 101 Mike Davis, NC State (2008)
- 100 Harold Green, North Carolina (1988)

### 200-yard Passing Games In Season Openers

- 405 Steve Taneyhill, Georgia (1994)
- 366 Dylan Thompson, Texas A&M (2014)
- 330 Blake Mitchell, UCF (2005)
- 329 Todd Ellis, Appalachian State (1987)
- 318 Bill Troup, Virginia (1972)
- 290 Todd Ellis, North Carolina (1988)
- 238 Allen Mitchell, The Citadel (1984)
- 236 Anthony Wright, UCF (1996)
- 220 Phil Petty, Boise State (2001)

### 100-yard Receiving Games In Season Openers

- 146 Ira Hillary, The Citadel (1984)
- 140 Jackie Brown, Virginia (1972)
- 134 Stanley Pritchett, Georgia (1995)
- 120 Zola Davis, UCF (1997)
- 113 Nick Jones, Texas A&M (2014)
- 110 Mike Haggard, Virginia (1972)
- 106 Alshon Jeffery, Southern Miss (2010)

## MOST POINTS SCORED BY SOUTH CAROLINA IN SEASON OPENERS

1.	56	East Carolina	2011	56-37
	56	Citadel	1985	56-17
3.	53	Erskine	1938	53-0
4.	48	Newberry	1944	48-0
5.	47	Erskine	1924	47-0
6.	46	Newberry	1948	46-0
7.	45	Furman	1978	45-10
	45	Emory & Henry	1937	45-7
9.	41	Southern Miss	2010	41-13
	41	Pacific	1982	41-6
	41	Georgia Tech	1973	41-28
	41	Erskine	1926	41-0

## 2016 Polls

### Associated Press

1.	Alabama (33)	0-0	1469
2.	Clemson (16)	0-0	1443
3.	Oklahoma (4)	0-0	1352
4.	Florida State (5)	0-0	1325
5.	LSU (1)	0-0	1269
6.	Ohio State (1)	0-0	1224
7.	Michigan (1)	0-0	1147
8.	Stanford	0-0	1029
9.	Tennessee	0-0	1021
10.	Notre Dame	0-0	1006
11.	Ole Miss	0-0	718
12.	Michigan State	0-0	710
13.	TCU	0-0	707
14.	Washington	0-0	651
15.	Houston	0-0	644
16.	UCLA	0-0	496
17.	Iowa	0-0	484
18.	Georgia	0-0	448
19.	Louisville	0-0	447
20.	Southern California	0-0	344
21.	Oklahoma State	0-0	316
22.	North Carolina	0-0	283
23.	Baylor	0-0	280
24.	Oregon	0-0	218
25.	Florida	0-0	180

### Coaches

1.	Alabama (55)	0-0	1585
2.	Clemson (7)	0-0	1524
3.	Oklahoma	0-0	1398
4.	Florida State (1)	0-0	1351
5.	Ohio State	0-0	1321
6.	LSU	0-0	1241
7.	Stanford	0-0	1149
8.	Michigan	0-0	1062
9.	Notre Dame	0-0	1034
10.	Tennessee(1)	0-0	960
11.	Michigan State	0-0	901
12.	Ole Miss	0-0	792
13.	Houston	0-0	668
14.	TCU	0-0	649
15.	Iowa	0-0	579
16.	Georgia	0-0	525
17.	Southern California	0-0	468
18.	Washington	0-0	454
19.	Oklahoma State	0-0	426
20.	North Carolina	0-0	422
21.	Baylor	0-0	383
22.	Oregon	0-0	361
23.	Louisville	0-0	331
24.	UCLA	0-0	296
25.	Florida	0-0	245

**2015 IN REVIEW:** South Carolina football concluded its 122nd season of intercollegiate football in 2015 with a record of 3-9, including a 1-7 mark in the SEC. Five of the losses were decided by a combined total of 20 points. The Gamecocks had their school record of 11-straight seasons with at least a .500 record snapped in the process.

**IT TOOK TWO:** The Gamecocks had two head coaches during the 2015 season. **Steve Spurrier**, the winningest football coach in South Carolina history, stepped down after a 2-4 start to the season. The reins were turned over to co-offensive coordinator/offensive line coach **Shawn Elliott**. Despite bringing a renewed energy to the team, the Gamecocks, under Elliott, were able to win just one of their final six games. Spurrier finished his Carolina career with a record of 86-49 (.637) and a 26-year collegiate coaching mark of 228-89-2 (.718).

**SO YOU'RE SAYIN' THERE'S A CHANCE:** While winning just three games last season including a victory over No. 15 North Carolina, the Gamecocks had their share of close losses. Five of their setbacks were within one score and were decided by a total of 20 points, including losses to Kentucky (by 4), at Texas A&M (7), at Tennessee (3), The Citadel (1) and Clemson (5). Four of their losses came to teams ranked in the AP's final top-25 (#2 Clemson, #16 LSU, #22 Tennessee and #25 Florida), while another setback came at Georgia, ranked 24th in the final Coaches' poll.

**A NEW SHERIFF IN TOWN:** Will Muschamp was introduced as the 34th head football coach at the South Carolina on December 7, 2015. A 21-year coaching veteran, Muschamp, a 1994 graduate of Georgia, has spent 13 years in the SEC, including four as the head coach at Florida, where he posted a 28-21 record from 2011-14. He was recognized as the SEC Coach of the Year in 2012 after an 11-win campaign. Last season, he served as the defensive coordinator at Auburn. Muschamp has coached in the SEC Championship Game twice and once in the Big 12 Championship Game, winning all three. He has also coached in two national championship games, helping LSU win the national title in 2003.

**AND HE BROUGHT HIS POSSE:** With the exception of holdover offensive line coach **Shawn Elliott**, Coach Muschamp brought an entirely new coaching staff to Columbia. **Bobby Bentley** (Running Backs), **Coleman Hutzler** (Special Teams Coordinator/Linebackers), **Bryan McClendon** (Co-Offensive Coordinator/Wide Receivers), **Mike Peterson** (Outside Linebackers), **Travaris Robinson** (Defensive Coordinator/Defensive Backs), **Kurt Roper** (Co-Offensive Coordinator/Quarterbacks), **Lance Thompson** (Assistant Head Coach - Defense/Defensive Line), and **Pat Washington** (Tight Ends) are the newcomers. Coach Muschamp has also beefed up the off-the-field support staff with a number of football analysts and others focused on recruiting to go along with the usual number of graduate assistants.

**THANKS AND HAVE A NICE DAY:** The SEC did Will Muschamp no favors when they put together the 2016 schedule. The Gamecocks will play three conference road games in 2016 before entertaining an SEC opponent at home. Carolina will play at Vanderbilt, Mississippi State and Kentucky before finally seeing an SEC opponent in Williams-Brice Stadium when Texas A&M comes to Columbia on October 1. Only Texas A&M (at Auburn, vs. Arkansas in Arlington, at South Carolina) comes close to matching the Gamecocks' conference start. It marks the first time in Carolina history that the team has opened with three conference road games before playing a conference home game.

**NOW THAT'S A HOMESTAND:** The Gamecocks will play five-straight home games during the 2016 season. Between October 1 and November 5, Texas A&M, Georgia, UMass, Tennessee and Missouri will venture to Williams-Brice Stadium, with a bye week scheduled for October 15. Auburn is the only other school in the country with five-consecutive home games on its slate this season. The last time South Carolina had five-straight home games on its schedule was in 1988 when the Gamecocks opened the season against North Carolina, Western Carolina, East Carolina, Georgia and Appalachian State.

**BREAKING IT DOWN:** The 117-man roster consists of 19 seniors, 20 juniors, 25 sophomores, 16 redshirt freshmen and 37 true freshmen.

**THEY'RE BACK:** The Gamecocks welcome 44 returning letterwinners to begin the 2016 fall camp. The 44 lettermen consist of 19 offensive players, 21 defensive players and four special teams players.

**IT'S A NUMBERS GAME:** The Gamecocks return 45 percent of their rushing yards, 93 percent of their passing yards and 27 percent of their receiving yards from a year ago. The top returning rushers are **Lorenzo Nuñez** (375 yards) and **David Williams** (299). **Perry Orth** (1,929 yards) and **Lorenzo Nuñez** (376) are the top returning passers, while **Deebo Samuel** (12 catches, 161 yards) and **Matrick Belton** (11 for 121) are the top two returning receivers. Seven of the squad's top 11 tacklers return for the 2016 season, including **Skai Moore** (111 tackles) and **T.J. Holloman** (63), although Moore will sit out the season as a redshirt following offseason neck surgery.

**RETURNING STARTERS:** The Gamecocks list 11 returning starters from the 2015 squad (four on offense, five on defense and two specialists). The returning offensive starters are WR **Matrick Belton**, OC **Alan Knott**, QB **Perry Orth** and OT **Mason Zandi**. The returning defensive starters include SS **Jordan Diggs**, LB **T.J. Holloman**, DE **Marquavius Lewis**, LB **Skai Moore**, and DT **Taylor Stallworth**. The returning specialists are PK **Elliott Fry** and P **Sean Kelly**. Belton, Orth, Fry and Kelly all began their Gamecock careers as walk-ons.

## Career Start Chart

Player	'12	'13	'14	'15	All
Skai Moore	-	4	9	11	24
Alan Knott	-	RS	8	9	17
T.J. Holloman	RS	3	4	9	16
Jordan Diggs	RS	1	2	10	13
Jonathan Walton	-	0	6	6	12
Marquavius Lewis	-	JC	JC	12	12
Chris Lammons	-	-	7	4	11
Mason Zandi	RS	1	0	10	11
Chaz Elder	RS	6	3	1	10
Perry Orth	JC	RS	0	8	8
Darius English	RS	1	6	0	7
Chris Moody	RS	0	7	0	7
Zack Bailey	-	-	-	5	5
Matrick Belton	FCS	FCS	RS	5	5
Taylor Stallworth	-	-	0	5	5
Dante Sawyer	-	-	JC	4	4
David Williams	-	RS	0	4	4
B. Allen-Williams	-	-	2	1	3
Jacob August	-	-	RS	3	3
Deebo Samuel	-	-	RS	3	3
Boosie Whitlow	-	-	-	3	3
Terry Googer	-	-	RS	2	2
Connor Mitch	-	RS	0	2	2
Lorenzo Nuñez	-	-	-	2	2
D.J. Smith	-	-	1	1	2
Larenz Bryant	-	0	0	1	1
Blake Camper	-	-	-	1	1
Hayden Hurst	-	-	-	1	1
Kyle Markway	-	-	-	1	1

## 2015 Carolina Rankings

Category	Avg.	SEC	NCAA
Scoring Offense	21.9	12	110
Rushing Offense	154.7	10	87
Passing Offense	207.5	7	84
Passing Efficiency	123.2	11	84
Total Offense	362.2	11	99
Scoring Defense	27.5	14	71
Rushing Defense	217.4	14	109
Passing Defense	212.4	9	50
Pass Efficiency Defense	134.8	13	83
Total Defense	429.8	14	94
Kickoff Returns	23.4	3	30
Punt Returns	4.6	13	111
Net Punting	41.3	2	7
Turnover Margin	0.4	6	32
Sacks	1.7	10	94
Tackles for Loss	5.3	11	93
Sacks Allowed	2.2	8	70

**EVERY TIME OUT:** The Gamecocks had six players start every game in 2015, three on each side of the ball. On offense, WR **Pharoh Cooper**, LT **Brandon Shell** and RG **Will Sport** made every start. On defense, DT **Gerald Dixon Jr.**, DE **Marquavius Lewis** and FS **Isaiah Johnson** started each contest. Lewis is the only player who will return in 2016.

**MISSING YOU:** The Gamecocks lost 25 lettermen from last year's squad, including 14 on offense, 10 on defense and one special teams performer.

**GONE BUT NOT FORGOTTEN:** The Gamecocks said goodbye to 13 starters off last season's 3-9 squad. The departing starters include TE **Jerrell Adams**, WR **Pharoh Cooper**, WR **Carlton Heard**, LG **Mike Matulis**, LT **Brandon Shell**, RG **Will Sport** and TB **Brandon Wilds** on offense and DE **Gerald Dixon**, DT **Gerald Dixon Jr.**, Spur **T.J. Gurley**, CB **Al Harris Jr.**, CB **Rico McWilliams**, and FS **Isaiah Johnson** on defense.

**WELCOME ABOARD:** The Gamecocks have started five true freshmen in the season opener since the start of the 2009 season. The list includes **Stephon Gilmore** (2009), **Marcus Lattimore** (2010), **Jadeveon Clowney** (2011), **Bryson Allen-Williams** (2014) and **Al Harris Jr.** (2014).

**IN THE CLASSROOM:** The Gamecocks placed 28 players on the 2015 SEC Fall Academic Honor Roll. Among those who made the SEC Honor Roll include returnees **Rivers Bedenbaugh**, **Jordan Diggs**, **Jalen Dread**, **Elliott Fry**, **Kelsey Griffin**, **Terry Googer**, **Shannon James**, **Chris Lammons**, **Nick McGriff**, **Perry Orth**, **Jasper Sasser**, **Michael Scarnecchia**, **Demetrius Smalls**, **D.J. Smith**, **Donell Stanley** and **Rod Talley**.

**TOTING THE SHEEPSKIN:** The Gamecocks have five players on their roster who have already earned their undergraduate degree. Included in the list are **Jordan Diggs**, **Chaz Elder**, **Abu Lamin**, **Chris Moody** and **Mason Zandi**.

**HOME FIELD ADVANTAGE:** The Gamecocks are 24-7 in their last 31 home games (.774) and 40-10 (.800) in their last 50 home games, including a school-record 18-game home winning streak during that span. The school's previous longest home winning streak was 15 games, set from 1978-80.

**THEY'RE NOT SEC WORTHY:** South Carolina has won 21 of its last 24 non-conference games. The Gamecocks had their 18-game non-conference winning streak snapped in the 2014 regular season finale at Clemson, then lost the final two games of the 2015 regular season to non-conference in-state foes in The Citadel and Clemson. Prior to the Clemson loss at the end of the 2014 campaign, Carolina's last non-conference loss came to Florida State in the 2010 Chick-fil-A Bowl.

**NOT IN OUR HOUSE:** South Carolina had won 22-straight home games against non-conference opponents before dropping the final two games of the 2015 regular season to non-conference in-state foes in The Citadel and Clemson. Prior to that, the last home loss to a non-conference team was to Clemson in the 2007 regular-season finale.

**ROAD KILL:** South Carolina went winless in five tries on the road in 2015, with setbacks at Georgia, at Missouri, at LSU, at Texas A&M and at Tennessee, and have lost their last six true road contests. However, they are 14-13 in their last 27 true road games. Eight of their 13 road losses in that stretch came to teams ranked in the top-25 in the country, including seven in the top-11: at No. 8 Arkansas in 2011, at No. 9 LSU and No. 3 Florida in 2012, at No. 11 Georgia in 2013, at No. 5 Auburn and at No. 23 Clemson in 2014; and at No. 7 Georgia and No. 7 LSU in 2015. Carolina's last road win came in overtime at Florida on November 15, 2014.

**THEY PAY TO SEE THE GAMECOCKS:** South Carolina ranked 16th in the nation in home attendance during the 2015 season, as an average crowd of 78,822 filed in to Williams-Brice Stadium on six occasions, just shy of the 80,250 capacity. That total came in spite of losing one scheduled home game, as the LSU contest was moved to Baton Rouge due to extensive flooding in Columbia and throughout the Midlands.

**ENROLLING EARLY:** The Gamecocks brought in a record number six high school recruits who graduated a semester early and enrolled in time for spring drills in 2016. Here is the list of the Gamecocks who have enrolled early since 2006:

- 2006:** Clark Gaston
- 2007:** Stephen Garcia, Travian Robertson
- 2008:** Jay Spearman, C.C. Whitlock, Shaq Wilson
- 2009:** Jarvis Giles, Stephon Gilmore, DeVonte Holloman
- 2010:** Connor Shaw
- 2011:** Martay Mattox
- 2012:** Kelvin Rainey, Brock Stadnik, Clayton Stadnik
- 2013:** Connor Mitch, D.J. Park
- 2014:** None
- 2015:** Jalen Henry, Christian Owens, Sherrod Pittman, Jerad Washington
- 2016:** Bryan Edwards, C.J. Freeman, Brandon McIlwain, Chris Smith, Kobe Smith, Keir Thomas

**WINNING IN FEBRUARY:** The Gamecocks had another successful February signing day, just missing out on another top-25 ranked class despite a coaching change. Here are the recent recruiting class rankings according to Rivals and Scout respectively:

Year	Rivals/Scout	Year	Rivals/Scout
2002:	11/18	2010:	24/34
2003:	8/15	2011:	18/11
2004:	35/28	2012:	19/13
2005:	23/20	2013:	16/24
2006:	24/33	2014:	16/24
2007:	6/7	2015:	19/20
2008:	22/34	2016:	28/26
2009:	12/13		

## Carolina Trends

	2015	2016
Overall	3-9	0-0
Home	2-4	0-0
Road	0-5	0-0
Neutral	1-0	0-0
Grass	3-8	0-0
Turf	0-1	0-0
August	0-0	0-0
September	2-2	0-0
October	1-3	0-0
November	0-4	0-0
December	0-0	0-0
January	0-0	0-0
Leading after 1st Quarter	2-0	0-0
Tied after 1st Quarter	0-3	0-0
Trailing after 1st Quarter	1-6	0-0
Leading at Halftime	0-0	0-0
Tied at Halftime	0-1	0-0
Trailing at Halftime	3-8	0-0
Leading after 3rd Quarter	2-1	0-0
Tied after 3rd Quarter	0-1	0-0
Trailing after 3rd Quarter	1-7	0-0
When Scoring First	2-1	0-0
When Opponent Scores First	1-8	0-0
Largest Halftime Lead	0	0
Largest Halftime Deficit	17	0
Largest Come From Behind Win	7	0
Score 20 or more Points	1-7	0-0
Score 30 or more Points	1-1	0-0
Opponents Score 20 or less	3-0	0-0
Games Decided by 3 or less	0-2	0-0
Games Decided by 10 or less	2-5	0-0
Rush for 100 Yards or more	3-6	0-0
Rush for 150 Yards or more	3-5	0-0
Pass for 200 Yards or more	1-5	0-0
Pass for 300 Yards or more	0-1	0-0
Total 400 Yards or more	2-4	0-0
Opp. Rush less than 100 yards	1-0	0-0
Opp. Pass less than 200 yards	1-3	0-0
Opp. Total less than 300 yards	1-1	0-0
Commit More Turnovers	0-3	0-0
Commit Fewer Turnovers	3-2	0-0
Commit Equal Turnovers	0-4	0-0
Lead in Time of Possession	2-2	0-0
Trail in Time of Possession	1-7	0-0

### WHERE HAVE ALL THE SENIORS GONE:

The Gamecocks list just four seniors on the offensive side of the ball in **Matrick Belton**, **Perry Orth**, **Darius Paulk** and **Mason Zandi**. All four are redshirt seniors. Zandi is the only one of the four to begin his collegiate career at South Carolina and the only one who came to Columbia as a scholarship player. Only Minnesota (3), Old Dominion (4), Florida (4) and Troy (4) have as few seniors on offense as do the Gamecocks.

### QUARTERBACK ROULETTE:

The Gamecocks could play as many as three quarterbacks in the opener. Senior **Perry Orth** is the only experienced signal-caller, with 14 games and eight starts under his belt. **Brandon McIlwain** and **Jake Bentley** are a pair of true freshmen who have impressed in camp. McIlwain enrolled in January and went through spring drills, while Bentley, the son of Gamecocks' running backs coach **Bobby Bentley**, joined the squad in the summer after graduating from high school a year early.

### WHO WILL THEY THROW IT TO?:

The Gamecocks' returning cast of wide receivers has combined for just 28 catches and 356 yards. The man counted on to be next in a line of outstanding Carolina wide receivers that includes Sidney Rice, Kenny McKinley, Alshon Jeffery and Bruce Ellington is redshirt sophomore **Deebo Samuel**. Samuel, a 6-0, 205-pounder from Inman, S.C., was hampered by a hamstring injury for much of the 2015 season, but showed his talent by hauling in five passes for 104 yards in the season finale against Clemson. He is regarded as the Gamecocks' big play threat this season. The only other wideouts who have caught a pass in a game are walk-on senior **Matrick Belton** and redshirt sophomore **Terry Googer**. Belton, a 6-3, 215-pounder from Columbia's Keenan High School who began his career at Hampton University, started five games last season, catching 11 passes, while Googer, a 6-4, 220-pounder from Atlanta, caught five passes while making a pair of starts.

### FROM BEST TO HURST:

Tight end **Hayden Hurst** is poised to have a big season for the Gamecocks. The 6-5, 250-pound former professional baseball player looks to be a playmaker on offense. In limited duty last season, his first on the gridiron since 2011, the 23-year-old sophomore hauled in eight passes for 106 yards.

### CARRIES BY COMMITTEE:

The Gamecocks figure to have a committee of running backs carry the workload this season. Redshirt freshman **A.J. Turner** has been the most impressive back in the fall camp and is listed atop the depth chart. Junior **David Williams** is the only experienced back in the group, with 131 carries for 555 yards in 21 games including four starts. A pair of former walk-ons in **Rod Talley** and **Darius Paulk** could also carry the rock.

**ZANDI STANDS ALONE:** Redshirt senior **Mason Zandi** is the only senior on the offensive side of the ball on the 2016 roster that came to

South Carolina as a scholarship player. Zandi, a 6-9, 315-pound local product from Chapin, S.C. was named preseason third-team All-SEC by the league's coaches. He is also just one of six players in Gamecock history with the last name starting with "Z" to earn a football letter. The most recent prior to Zandi was Zip Zanders, who lettered in 1986. Mason's father, Ali, is a native of Iran who fled his home country during its 1970s revolution.

### CORY AT THE HELMS:

**Cory Helms**, a 6-4, 310-pound junior from Alpharetta, Ga., is a welcome addition to the offensive line. Helms, who earned Freshman All-America honors in 2013 at Wake Forest, spent two seasons with the Demon Deacons before sitting out 2015 as a transfer. Listed as the starter at center, he could also play guard.

### IT'S A WONDERFUL LIFE:

**Zack Bailey** was the only Gamecock named to the 2015 SEC All-Freshman team, as selected by the league's 14 coaches. The 6-6, 315-pound true freshman from Summerville, S.C., played in all 12 games, making five starts, with three at center and two at left guard.

**GETTING IN THE SACK:** The Gamecocks recorded 20 sacks a year ago, up from just 14 from the previous season. Here are the sack numbers for the returning players:

SACKS	2015	CAREER
Darius English	4.5	6.0
Skai Moore	2.0	3.5
Marquavius Lewis	3.0	3.0
Kelsey Griffin	2.5	3.0
Dante Sawyer	2.5	2.5
Jordan Diggs	0.0	2.0
T.J. Holloman	0.0	2.0
Boosie Whitlow	1.0	1.0
Jonathan Walton	1.0	1.0
Larenz Bryant	0.0	1.0
Bryson Allen-Williams	0.0	0.5

**PICK THIS:** South Carolina had 12 picks in 2015, one more than they recorded in 2014. Here are the individual interception numbers of the returning players:

INTERCEPTIONS	2015	Career
Skai Moore	4	11
T.J. Holloman	2	5
Bryson Allen-Williams	1	1
Jordan Diggs	1	1
Chris Lammons	1	1
Chris Moody	0	1
Jonathan Walton	0	1
Chaz Elder	0	1

### THE SKAI TURNED RED(SHIRT):

**Skai Moore** will take a redshirt and miss the 2016 season following offseason surgery to address a herniated disk in his neck. The 6-2, 220-pounder from Cooper City, Fla., was the Gamecocks' leading tackler in 2015 with 111 stops, tying for third in the SEC with 9.2 tackles per game. He also led the team with 6.5 tackles for loss and with four pass interceptions, tying for fourth in the SEC. Moore became the first Gamecock to reach the century mark in tackles since 2006, while his 111 tackles was the second-highest total recorded by a Caro-

## Preseason Lists

### ELLIOTT FRY

Second-Team All-SEC (Coaches)

Third-team All-SEC (Media)

Lou Groza Watch List

### T.J. HOLLOMAN

Butkus Award Watch List

### ALAN KNOTT

Rimington Trophy Watch List

### DAVID WILLIAMS

Doak Walker Award Watch List

### MASON ZANDI

Third-Team All-SEC (Coaches)

## Pronunciation Guide

Rivers Bedenbaugh ..... BEE-den-baugh  
 Matrick Belton ..... MAT-trick  
 Shameik Blackshear ..... shuh-MEEK  
 Toure Boyd..... TOR-ee  
 Larenz Bryant ..... luh-RENZ  
 Randrecous Davis ..... ran-DREE-cuss  
 Chavis Dawkins..... Rhymes with HAVE-iss  
 Trey Derouen ..... duh-ROO-un  
 Daniel Fennell ..... fuh-NELL  
 Terry Googer ..... GOO-ger  
 Ulric Jones..... YUR-ick  
 Abu Lamin ..... ah-BOO la-MEEN  
 Chris Lammons..... luh-MONZ  
 Pika Leota ..... PEEK-uh  
 Marquavius Lewis..... mar-QUAY-vee-us  
 Skai Moore..... SKY  
 Lorenzo Nuñez..... noon-YEZ  
 Christian Peltage..... PELL-age  
 Kiel Pollard..... keel  
 Michael Scarnecchia ..... scar-NECK-ee-ah  
 Donell Stanley..... don-ELL  
 Keir Thomas ..... KEER  
 Jerad Washington ..... JEHR-id  
 Boosie Whitlow ..... BOO-see  
 Malik Young..... muh-LEEK

lina player in the last 25 years. He led the team in tackles for a third-consecutive season, becoming the first player to do so since 1992-94. In addition, Moore has 11 career picks, tying for third on the all-time list.

**THE FRISCO KID:** Senior **Elliott Fry** hit on 20-of-28 field goal attempts and all 25 extra point efforts to lead the Gamecocks in scoring with 85 points in 2015. The six-foot, 170-pounder from Frisco, Texas ranked eighth among kickers in the SEC with 7.1 points per game and tied for third in the league with 1.67 field goals made per game. He has connected on a school record 124 consecutive extra points and has hit nearly 75 percent of his career field goal attempts. That average jumps to 81 percent when attempting from under 50 yards out. He holds the school's career records for extra points made and attempted and is second in points scored with 289, behind only Collin Mackie (330).

**KICKIN' IT WITH KELLY:** Senior punter **Sean Kelly** was, in some people's eyes, the MVP of the Gamecock squad in 2015. The 5-10, 190-pounder from Oakland, Fla. averaged 44.3 yards per punt, third in the SEC, while the Gamecocks ranked second in the SEC and seventh in the nation in net punting with a 41.3 yard average. He booted 55 punts with just a 1.5-yard average return. Fourteen of his punts sailed over 50 yards, with a long of 69. Only four of his punts resulted in touchbacks, while 25 of his 55 punts (45 percent) were placed inside the 20.

**WORKING OVERTIME:** The Gamecocks are 2-3 all-time in games decided in overtime. They won their first overtime game in school history when they defeated Missouri, 27-24, in two overtimes on October 26, 2013 in Columbia, Mo., and won in "The Swamp" over Florida by a 23-20 count in 2014. All three overtime losses have come against Tennessee by a field goal: a 23-20 setback on September 27, 2003 in Knoxville, and a 27-24 loss in Knoxville on October 27, 2007 and a 45-42 loss in Columbia on November 1, 2014.

## Media Services

### Weekly Press Conference:

Head Coach Will Muschamp conducts his weekly press conference at 1 pm ET on Tuesdays in the Media Interview Room, located underneath the west stands of Williams-Brice Stadium. Media members attending the press conference should enter the stadium through Gate 20 near the press elevator on the west side of the stadium off Bluff Road. Cross the concourse and walk down the Hall of Captains to the Media Interview Room. The press conference will be streamed live on the official website of South Carolina Athletics, [www.gamecocksonline.com](http://www.gamecocksonline.com). The University of South Carolina media relations office will make Coach Muschamp's weekly press conference available for the media via an FTP site. For more information, contact Director of Digital Media Operations Matt Freed at [mfreed@mailbox.sc.edu](mailto:mfreed@mailbox.sc.edu).

### Muschamp Sunday Teleconference:

Head coach Will Muschamp will participate in a weekly teleconference on Sundays at 7 pm. ET, beginning Sept. 4. To participate, media members can call 1-800-793-6775. Contact Assistant Athletics Director/Media Relations Steve Fink for the passcode.

### SEC Teleconference:

The Southeastern Conference will host a weekly press teleconference each Wednesday from Aug. 31 through Nov. 23. The teleconference, open to the media, will feature the head coach from each team every week. Coach Muschamp's schedule time is 1 pm ET. Contact the SEC Media Relations office at for the number and passcode.

### Carolina Calls:

Head coach Will Muschamp and play-by-play voice Todd Ellis host the weekly Carolina Calls radio show from Wild Wing Cafe in the Vista on Thursday nights from 7-8 p.m. ET. Carolina Calls can be heard on the flagship station of Carolina Athletics, 107.5 The Game in Columbia.

**UP NEXT:** The Gamecocks will continue their early season gauntlet through the SEC with another road trip at Mississippi State on Saturday, September 10. The Gamecocks lead the all-time series with the Bulldogs by a 9-6 margin, including a 4-3 advantage in Starkville. The teams last met in 2013 with Carolina posting a 34-16 win in Columbia, notching its seventh-straight win in the series. The Gamecocks were 14-12 winners on October 15, 2011, the last time they rode into Starkville. The Bulldogs last win in the series came by a 17-0 score on September 25, 1999. When the Gamecocks have scored, they have won 75 percent of the games against Mississippi State (9-3).

## Tracking the 2016 Opponents

Opponent (Date vs. SC)	2015	Last Game	Next Game
Vanderbilt (9/1)	4-8	L, 53-28 at Tennessee	<b>vs South Carolina (9/1)</b>
Mississippi State (9/10)	9-4	W, 51-28 vs NC State	vs South Alabama (9/3)
East Carolina (9/17)	5-7	L, 19-16 vs Cincinnati	vs Western Carolina (9/3)
Kentucky (9/24)	5-7	L, 38-24 vs Louisville	vs Southern Miss (9/3)
Texas A&M (10/1)	8-5	L, 27-21 vs. Louisville	vs UCLA (9/3)
Georgia (10/8)	10-3	W, 24-17 vs Penn State	vs North Carolina (9/3)
UMass (10/22)	3-9	W, 31-26 at Buffalo	at Florida (9/3)
Tennessee (10/29)	9-4	W, 45-6 vs Northwestern	vs Appalachian State (9/1)
Missouri (11/5)	5-7	L, 28-3 at Arkansas	at West Virginia (9/3)
Florida (11/12)	10-4	L, 41-7 vs Michigan	vs UMass (9/3)
Western Carolina (11/19)	7-4	W, 24-20 at VMI	at East Carolina (9/3)
Clemson (11/26)	14-1	L, 45-40 vs Alabama	at Auburn (9/3)
<b>Opp. Overall Record</b>	<b>89-63 (.586)</b>		

### FRY ON CAROLINA'S CAREER LISTS

#### POINTS SCORED

1. Collin Mackie (1987-90).....330
2. Elliott Fry (2013-15).....289

#### FIELD GOALS MADE

1. Collin Mackie (1987-90).....72
2. Elliott Fry (2013-15).....53

#### FIELD GOALS ATTEMPTED

1. Collin Mackie (1987-90).....98
2. Elliott Fry (2013-15).....71

#### FIELD GOAL PERCENTAGE

1. Spencer Lanning (2007-10).....73
2. Elliott Fry (2013-15).....746

#### PATs MADE

1. Elliott Fry (2013-15).....130

#### PATs ATTEMPTED

1. Elliott Fry (2013-15).....131

#### PAT PERCENTAGE (Min. 40 Made)

1. Adam Yates (2008-12).....1.000
2. Elliott Fry (2013-15)......992

#### CONSECUTIVE PATs

1. Elliott Fry (2013-15).....124

### FRY ON THE SEC'S CAREER LISTS

#### Most Points Scored

1. 412 Blair Walsh, Georgia (184 PATs, 76 FGs, 53 games)..... 2008-11
2. 409 Billy Bennett, Georgia (148 PATs, 87 FGs, 50 games) ..... 2000-03
3. 407 Marshall Morgan, Georgia (215 PATs, 64 FGs, 51 games)..... 2012-15
4. 385 Leigh Tiffin, Alabama (136 PATs, 83 FGs)..... 2006-09
5. 371 Jeff Hall, Tennessee (188 PATs, 61 FGs, 46 games) ..... 1995-98
6. 369 Colt David, LSU (201 PATs, 54 FGs, 1 TD, 52 games)..... 2005-08
7. 368 Jeff Chandler, Florida (167 PATs, 67 FGs 46 games)..... 1997-01
8. 363 Wes Byrum, Auburn (183 PATs, 60 FGs, 51 games)..... 2007-10
9. 354 Zach Hocker, Arkansas (171, 61 FGs PATs, 50 games) ..... 2010-13
10. 353 Kevin Butler, Georgia (122 PATs, 77FGs, 44 games) ..... 1981-84
11. 345 Philip Doyle, Alabama (105 PATs, 78 FGs, 1 TD, 43 games) ... 1987-90
12. 344 Jonathan Nichols, Ole Miss (155 PATs, 63 FGs, 48 games) ..... 2001-04
13. 342 Tim Tebow, Florida (57 TDs, 55 games)..... 2006-09
15. 340 Caleb Sturgis, Florida (130 PATs, 70 FGs)..... 2008-12
16. 326 Michael Proctor, Alabama (131 PATs, 65 FGs, 47 games)..... 1992-95
17. 325 James Wilhoit, Tennessee (148 PATs, 59 FGs, 50 games) ..... 2003-06
18. 318 Kevin Faulk, LSU (53 TDs, 41 games) ..... 1995-98
19. 317 John Becksvoort, Tennessee (161 PATs, 52 FGs, 41 games) ..... 1991-94
20. 314 Herschel Walker, Georgia (52 TDs, 1 two-point, 33 games) ..... 1980-82
- 314 Fuad Reveiz, Tennessee (101 PATs, 71 FGs, 44 games) ..... 1981-84

289 Elliott Fry, South Carolina (130 PATs, 53 FGs, 38 games) ... 2013-16

#### Field Goal Attempts

1. 111 Leigh Tiffin, Alabama (made 83) ..... 2006-09
2. 110 Billy Bennett, Georgia (made 87)..... 2000-03
3. 105 Philip Doyle, Alabama (made 78) ..... 1987-90
4. 103 Blair Walsh, Georgia (made 76) ..... 2008-11
5. 98 Kevin Butler, Georgia (made 77) ..... 1981-84
6. 95 Fuad Reveiz, Tennessee (made 71) ..... 1981-84
7. 91 Michael Proctor, Alabama (made 65) ..... 1992-95
8. 89 Jeff Hall, Tennessee (made 61) ..... 1995-98
9. 88 Van Tiffin, Alabama (made 59) ..... 1983-86
- 88 Caleb Sturgis, Florida (made 70)..... 2008-12

71 Elliott Fry, South Carolina (made 53)..... 2013-16

### FRY ON THE SEC'S CAREER LISTS

#### Field Goals Made

1. 87 Billy Bennett, Georgia (110 atts)..... 2000-03
2. 83 Leigh Tiffin, Alabama (111 atts) ..... 2006-09
3. 78 Philip Doyle, Alabama (105 atts) ..... 1987-90
4. 77 Kevin Butler, Georgia (98 atts) ..... 1981-84
5. 76 Blair Walsh, Georgia (103 atts) ..... 2008-11
6. 71 Fuad Reveiz, Tennessee (95 atts) ..... 1981-84
7. 70 Caleb Sturgis, Florida (88 atts)..... 2008-12
8. 67 Jeff Chandler, Florida (80 atts)..... 1997-01
9. 65 Michael Proctor, Alabama (91 atts) ..... 1992-95
10. 64 Marshall Morgan, Georgia (84 atts) ..... 2012-15

53 Elliott Fry, South Carolina (71 atts)..... 2013-16

#### PAT Kicks Attempted

1. 220 Marshall Morgan, Georgia (made 215) ..... 2012-15
2. 204 Colt David, LSU (made 201)..... 2005-08
3. 194 Jeff Hall, Tennessee (made 188) ..... 1995-98
4. 186 Wes Byrum, Auburn (made 183) ..... 2007-10
5. 185 Blair Walsh, Georgia (made 184) ..... 2008-11
6. 180 Jeff Chandler, Florida (made 167)..... 1997-01
7. 175 Jeremy Shelley, Alabama (made 162) ..... 2009-12
8. 173 Zach Hocker, Arkansas (made 171) ..... 2010-13
9. 165 Lones Seiber, Kentucky (made 158) ..... 2006-09
10. 164 Bart Edmiston, Florida (made 160) ..... 1992-96

131 Elliott Fry, South Carolina (made 130)..... 2013-16

#### PAT Kicks Made

1. 215 Marshall Morgan, Georgia (220 atts) ..... 2012-15
2. 201 Colt David, LSU (204 atts)..... 2005-08
3. 188 Jeff Hall, Tennessee (194 atts) ..... 1995-98
4. 184 Blair Walsh, Georgia (185 atts) ..... 2008-11
5. 183 Wes Byrum, Auburn (186 atts) ..... 2007-10
6. 172 Jeremy Shelley, Alabama (175 atts)..... 2009-12
7. 171 Zach Hocker, Arkansas (173 atts) ..... 2010-13
8. 167 Jeff Chandler, Florida (180 atts)..... 1997-01
9. 162 John Vaughn, Auburn (163 atts) ..... 2003-06
10. 161 John Becksvoort, Tennessee (161 atts)..... 1991-94

130 Elliott Fry, South Carolina (131 atts)..... 2013-16

#### Consecutive PAT Kicks Made

1. 161 John Becksvoort, Tennessee ..... 1991-94
2. 135 Van Tiffin, Alabama ..... 1983-86
3. 130 Michael Proctor, Alabama ..... 1992-95
4. 125 Damon Duval, Auburn ..... 1999-02
5. 124 Elliott Fry, South Carolina..... 2013-16

## Weekly Media Availability

SUNDAY	MONDAY	TUESDAY	WEDNESDAY	THURSDAY	FRIDAY	SATURDAY
The team will practice at 5 pm. Head coach Will Muschamp holds a teleconference at 7 pm. No player availability. Tuesday's player requests must be submitted to Steve Fink by 5 pm.	The team is scheduled for an off day. No media availability for coaches or players.	The team will practice at 9 am. Kurt Roper and approved players will be available following the practice at Williams-Brice Stadium. Coach Muschamp holds a 1 pm press conference in the Media Room.	The team will practice at 9 am. Travaris Robinson will be available following the practice at Williams-Brice Stadium. Coach Muschamp is on the SEC conference call at 1 pm.	The team will practice at 9 am. There is no media availability. Head coach Will Muschamp's weekly radio show is from 7-8 pm ET.	Head coach Will Muschamp, coordinators and selected players are available for network television only.	Head coach Will Muschamp and requested players (excluding freshmen) will be available in Media Interview Room following the game. The Gamecocks' locker room is closed to the media.

## Gamecocks Career Stats vs. Vanderbilt

### Rushing

Player	Date	Att.	Yards	TD	Long	Avg.
Perry Orth	10/17/15	4	-13	0	0	-3.2
David Williams	9/20/14	4	25	1	12	6.2
	10/17/15	7	49	0	18	7.0
<b>Totals</b>		<b>11</b>	<b>74</b>	<b>1</b>	<b>18</b>	<b>6.7</b>

### Passing

Player	Date	C-A-I	Yds.	TD	Long
Perry Orth	10/17/15	17-28-1	272	1	78

### Receiving

Player	Date	No.	Yds.	TD	Long
Terry Googer	10/17/15	1	13	0	13
David Williams	10/17/15	1	8	0	8

### Kickoff Returns

Player	Date	No.	Yds.	Long
Rashad Fenton	10/17/15	2	29	15
Rod Talley	10/17/15	1	24	24

### Punting

Player	Date	No.	Yds.	Avg.	Long	In20	TB
Sean Kelly	10/17/15	5	213	42.6	54	2	0

### Kicking

Player	Date	PAT	FGA-FGM	Long	Points
Elliott Fry	9/14/13	5	0-0	-	5
	9/20/14	6	2-2	45	12
	10/17/15	1	4-6	47	13
<b>Totals</b>		<b>12</b>	<b>6-8</b>	<b>47</b>	<b>30</b>

### Interceptions

Player	Date	No.	Yds.	Long
B. Allen-Williams	10/17/15	1	0	0
Chris Lammons	10/17/15	1	11	11
Skai Moore	10/17/15	1	11	11

## Gamecocks In The NFL

(As of 8/26/16)

Name	Team	Position	Lettered
Jerrell Adams	New York Giants	TE	2012-15
Antonio Allen	Houston Texans	DB	2009-11
Busta Anderson	San Francisco 49ers	TE	2011-14
Jasper Brinkley	New York Giants	LB	2006, 2008
Damiere Byrd	Carolina Panthers	WR	2011-14
A.J. Cann	Jacksonville Jaguars	OG	2011-14
Jared Cook	Green Bay Packers	TE	2006-08
Pharoh Cooper	Los Angeles Rams	WR	2013-15
Jadeveon Clowney	Houston Texans	DE	2011-13
Chris Culliver	Miami Dolphins	DB	2007-10
Justice Cunningham	Los Angeles Rams	TE	2009-12
Mike Davis	San Francisco 49ers	RB	2012-14
Patrick DiMarco	Atlanta Falcons	FB	2007-10
Gerald Dixon Jr.	Dallas Cowboys	DT	2012-15
Bruce Ellington	San Francisco 49ers	WR	2011-13
Stephon Gilmore	Buffalo Bills	CB	2009-11
Melvin Ingram	San Diego Chargers	OLB	2007, 2009-11
Lemuel Jeanpierre	Detroit Lions	OL	2006-09
Alshon Jeffery	Chicago Bears	WR	2009-11
Isaiah Johnson	Tampa Bay Buccaneers	DB	2015
T.J. Johnson	Cincinnati Bengals	OC	2009-12
Johnathan Joseph	Houston Texans	CB	2005
Cliff Matthews	Tampa Bay Buccaneers	DE	2007-10
Captain Munnerylyn	Minnesota Vikings	CB	2006-08
Ronald Patrick	Tennessee Titans	OG	2011-13
Kelcy Quarles	Indianapolis Colts	DT	2011-13
Corey Robinson	Detroit Lions	OT	2012-14
Connor Shaw	Chicago Bears	QB	2010-13
Brandon Shell	New York Jets	OT	2012-15
Darian Stewart	Denver Broncos	DB	2006-09
Ryan Succop	Tennessee Titans	PK	2005-08
D.J. Swearinger	Arizona Cardinals	DB	2009-12
Devin Taylor	Detroit Lions	DE	2009-12
Dylan Thompson	Los Angeles Rams	QB	2011-14
Brandon Wilds	Atlanta Falcons	RB	2011, 2013-15

◆ 12 of the 35 former Gamecocks on the current list lettered on the 2010 team that won South Carolina's first SEC Eastern Division title.

◆ 17 of the 35 former Gamecocks on the current list lettered on the 2011 team, the first Gamecock team to ever win 11 or more games.

◆ 18 of the 35 former Gamecocks on the current list lettered on the 2012 team that won 11 games for a second-straight year.

◆ 16 of the 35 former Gamecocks on the current list lettered on the 2013 team that won 11 games and ranked No. 4 in the nation at the end of the season, the highest ranking of a Gamecock team in school history.

## Carolina Football Radio Affiliates

Abbeville	WZLA-FM	92.9	Greenville	WROO-FM	104.9
Aiken/Edgefield	WKSX-FM	92.7	Hilton Head	WVSC-FM	99.1
Allendale	WDOG-FM	93.5	Hilton Head	WVSC-FM	106.5
Camden	WPUB-FM	102.7	Lake City	WHYM-AM	1260
Camden	WCAM-AM	1590	Myrtle Beach	WSYN-FM	103.1
Charleston	WWIK-FM	98.9	Newberry	WKDK-AM	1240
Chesterfield	WVSZ-FM	107.3	Rock Hill	WRHM-FM	107.1
Columbia	WNKT-FM	107.5	Rock Hill	WVSZ-FM	107.3
Florence	WFRK-FM	93.5	Seneca	WSNW-AM	1150
Florence	WHYM-AM	1260	Seneca	WSNW-FM	94.1
Gaffney	WZZQ-AM	1500	Sumter	WIBZ-FM	95.5
Gaffney	WZZQ-FM	104.3	Union	WBCU-AM	1460

# The Last Time They Met

**GM**  
**7**

**South Carolina 19**  
**Vanderbilt 10**



October 17, 2015  
Williams-Brice Stadium  
Columbia, S.C.  
75,159



**COLUMBIA, S.C.**— In its first game under interim head coach Shawn Elliott, South Carolina delivered a 19-10 victory over Vanderbilt Saturday afternoon at Williams-Brice Stadium as the Gamecock defense delivered five turnovers. Four came in the second half to help South Carolina score 13 unanswered points to overcome a halftime deficit and an early Vanderbilt field goal. Senior running back Brandon Wilds delivered his sixth career 100-yard game with 120 yards on 24 carries. Junior wide receiver Pharoh Cooper's eighth career 100-yard receiving game came with 160 yards on seven catches, including a 78-yard touchdown grab in the second half.

South Carolina struck early when Jonathan Walton forced a fumble recovered by T.J. Holloman on the third play of the game. Elliott Fry delivered a 47-yard field goal for a 3-0 lead.

Quarterback Perry Orth found his rhythm passing on Carolina's ensuing possession, finding D.J. Neal for a 28-yard strike and Cooper for a 24-yard delivery that put the Gamecocks into Vanderbilt territory. Fry again delivered with a 31-yard field goal for a 6-0 Gamecock lead with 6:49 left in the quarter.

Midway through the second quarter, Vanderbilt put together its most extensive drive as McCrary connected on a series of passes. With a first down on the 10-yard line, McCrary was thrown for a two-yard loss. After a five-yard rush by Vandy's Ralph Webb, the Gamecock defense forced another incomplete pass, but Holloman was charged with targeting that gave the Commodores new life at first and goal from the 3-yard line. South Carolina sent Vanderbilt back a yard over the next two plays, but McCrary found Caleb Scott alone in the end zone to make it a 7-6 Commodore lead with 2:21 to play in the half.

The second half opened with a short South Carolina drive as Vanderbilt carried momentum into the third quarter. Darrius Sims broke through for a 41-yard rush to quickly put the Commodores into Gamecock territory. Again the Gamecock defense held up when it mattered most, holding the Commodores to a 23-yard field goal and a 10-6 lead with 5:43 on the clock.

The Gamecock offense wasted little time rewarding its defense's effort as Orth found Cooper on a short slant that the junior receiver broke open for a 78-yard touchdown that put South Carolina back in front 13-10 with 6:34 left in the quarter.

Two plays into the Vanderbilt drive, Bryson Allen-Williams reeled in his first career interception to keep the Williams-Brice Stadium crowd on its feet. McCrary tried to go over the middle where Allen-Williams tipped it straight up. Keeping his focus, the sophomore linebacker tracked it down to seal the Commodores' second turnover of the game and give the Gamecocks the ball on the Vanderbilt 45.

The running game carried the Gamecocks to the 2-yard line, where the Commodores forced a field goal after Ryan White broke up a pass intended for Neal deep in the right corner of the end zone. Fry's strike from 19 yards made it a 16-10 South Carolina advantage with 2:52 to play in the third quarter.

Vanderbilt looked to rally early in the fourth quarter when Jahmel McIntosh pulled down an errant Orth pass meant for Cooper, but sophomore Chris Lammons returned the favor on the next play, out-leaping the receiver to make the interception. The Gamecocks were forced to punt, and the Commodores were sharp early in the possession. A series of penalties set up 1st-and-28 on their own 8-yard line, though, and Skai Moore finished off the drive with a perfectly read interception on McCrary's pass over the middle. Four plays later, Fry drilled his fourth field goal of the game to put the Gamecocks up 19-10 with 5:27 to play.

The Commodores were up for the fight, though, driving efficiently down the field to the Gamecocks' 17 on five plays. After an incomplete pass set up 2nd-and-10, McCrary dropped back for another pass only to be tracked down by Moore who stripped the ball and picked up the fumble to put South Carolina back in the driver's seat.



Vanderbilt	0	7	3	0	10
South Carolina	6	0	10	3	19

## Scoring Summary

1st	13:21	SC	Fry 47-yard field goal (4-(-5)-1:02)	3-0
1st	6:49	SC	Fry 31-yard field goal (11-74-3:54)	6-0
2nd	2:21	VU	Scott 4-yard pass from McCrary (Openshaw kick) (14-79-6:43)	6-7
3rd	8:04	VU	Openshaw 23-yard field goal (10-73-5:43)	6-10
3rd	6:34	SC	P. Cooper 78-yard pass from Orth (Fry kick) (3-83-1:30)	13-10
3rd	3:11	SC	Fry 19-yard field goal (8-44-2:52)	16-10
4th	5:27	SC	Fry 22-yard field goal (5-12-1:10)	19-10

## Team Statistics

	VU	SC
First Downs	20	17
Rushing	10	6
Passing	9	10
Penalty	1	1
Net Yards Rushing	155	152
Rushing Attempts	35	37
Net Yards Passing	177	272
Cmp.-Att.-Int.	21-42-3	17-29-1
Total Offense Yards	332	424
Total Offense Plays	77	66
Fumbles: No.-Lost	5-2	2-1
Penalties: No.-Yards	6-53	6-39
Punts-Yards	6-229	5-213
Avg. Yards Per Punt	38.2	42.6
Punt Returns: No.-Yards	1-2	1-4
Kickoff Returns: No.-Yards	2-34	3-53
Interceptions: No.-Yards	1-0	3-11
Possession Time	32:50	27:10
Third Down Conversions	6-15	2-13
Fourth Down Conversions	0-1	0-0
Red Zone Scores-Chances	2-3	3-4
Sacks By: No.-Yards	2-12	3-19
PAT Kicks	1-1	1-1
Field Goals	1-1	4-6

## Individual Statistics

**RUSHING:** VU: Sims 6-104; Webb 16-58; McCrary 11-6; Rivers 1-(-2); Team 1-(-11). SC: Wilds 24-119; Da. Williams 7-49; Team 2-(-3); Orth 4-(-13).

**PASSING:** VU: McCrary 21-42-3-177. SC: Orth 17-28-1-272; Team 0-1-0-0.

**RECEIVING:** VU: Scheu 6-59; Sims 3-22; Rayford 3-18; Webb 2-23; Scott 2-20; Sherfield 2-18; Marcus 1-10; Monroe 1-6; Dorrell 1-1. SC: P. Cooper 7-160; Neal 4-49; Adams 2-32; Wilds 2-10; Googer 1-13; Da. Williams 1-8.

**PUNT RETURNS:** VU: White 1-2. SC: P. Cooper 1-4.

**KICKOFF RETURNS:** VU: Sims 1-20; Marcus 1-14. SC: Fenton 2-29; Talley 1-24.

**INTERCEPTION RETURNS:** VU: McIntosh 1-0. SC: Moore 1-11; Lammons 1-0; Allen-Williams 1-0.

# The Last Time They Met in Nashville

**GM #14/16 South Carolina 48**  
**4 Vanderbilt 34**



September 20, 2014  
 Vanderbilt Stadium  
 Nashville, Tenn.  
 34,441



NASHVILLE, TENN.— After trailing 14-0 early in the game, No. 14 South Carolina came back to defeat Vanderbilt on the road, 48-34, Saturday night at Vanderbilt Stadium.

It only took 11 seconds into the game for the Commodores to get on the board as Darrius Sims found an alley on the opening kickoff and returned it 91 yards for a touchdown, his first of two of the night, to give Vanderbilt the early 7-0 lead.

Later in the quarter, Patton Robinette hit an open Davis Dudchuck for a 29-yard gain off of a play action pass to get the Commodores down to the South Carolina 27-yard line. Vanderbilt moved the ball down inside the 10, and on third-and-goal, Robinette connected with C.J. Duncan on a slant for an eight-yard touchdown to give the home team a 14-0 advantage.

On their third possession of the game, the Gamecocks were able to move the ball into Vanderbilt territory as senior quarterback Dylan Thompson hit Pharoh Cooper, who had been involved early and often, for a 22-yard gain. Unable to move deeper into the Commodores' end, Elliott Fry converted on a 45-yard field goal to cut the deficit to 14-3 with under 13 minutes left in the first half.

After forcing Vanderbilt to punt on its next possession, momentum began to shift. Back-to-back 19-yard gains from Cooper and Brandon Wilds moved the Gamecocks down to the Commodores' 42-yard line. Four plays later, Damiere Byrd slipped past his defender and Thompson connected with him at the back of the end zone for a 29-yard score to move within four at 14-10 with 5:58 on the clock.

Carolina grabbed its first lead of the night with 23 seconds left before halftime as Brison Williams jumped a late out-route from freshman Wade Freebeck, who entered the game in the first quarter after Robinette left the game with an injury. The defensive back returned the interception 53 yards to give the Gamecocks a 17-14 lead.

On the opening drive of the second half, South Carolina picked up where it left off in the second quarter and moved the ball into Vanderbilt territory. Facing a third-and-15, Thompson got the pass off to Cooper on the left sideline for a 15-yard gain. Following a review of the play, Thompson hit Shaq Roland on a 29-yard post route for a touchdown to extend the Gamecocks' lead to 24-14. On the ensuing kickoff though, Sims struck again, finding a crease and returning the ball 100 yards for his second touchdown of the game to bring Vanderbilt back to within three.


Fry extended the Gamecocks' lead to 27-21 on the next possession, converting from 43 yards out for his second field goal of the night with 6:42 on the clock. Late in the third quarter, the Carolina defense held the Commodores to a 25-yard field goal after Vanderbilt had a first-and-goal from the Gamecocks' five-yard line.

South Carolina responded with a 10-play, 61-yard drive that Thompson capped off by rolling to his right and finding Nick Jones in the corner of the end zone for a 7-yard touchdown to extend the lead to 34-24 with 10:34 left in the game. Vanderbilt followed with a 9-play drive that gave Tommy Openshaw a 46-yard field goal attempt to cut into the deficit, but J.T. Surratt came up with the Carolina's second blocked field goal of the season.

On Carolina's first play of the ensuing drive, Mike Davis lost a fumble. Vanderbilt used the opportunity to close to within seven, at 34-27, after Openshaw converted on a 30-yard field goal with 5:57 remaining.

South Carolina went into the wildcat on the next drive, and on the second play, Cooper broke a 70-yard run before being caught just before he crossed the goal line. Thompson came in on the following play and scored on a one-yard rush to make it 41-27.

After Bryson Allen-Williams recovered a fumble on the kickoff, redshirt David Williams capped off a short drive with a two-yard touchdown run with 1:32 on the clock. With 47 seconds left, Freebeck connected with Kris Kentera for a seven-yard touchdown to make it 48-34.



South Carolina	0	17	10	21	48
Vanderbilt	14	0	10	10	34

## Scoring Summary

1st	14:49	VU	Sims 91-yard kick return (Openshaw kick)	0-7
1st	0:54	VU	Duncan 8-yard pass from Robinette (Openshaw kick) (8-60-4:47)	
2nd	12:50	SC	Fry 45-yard field goal (9-50-2:58)	0-14
2nd	5:58	SC	Byrd 29-yard pass from Thompson (Fry kick) (7-79-3:08)	3-14
2nd	0:23	SC	B. Williams 53-yard interception return (Fry kick)	10-14
3rd	9:59	SC	Roland 29-yard pass from Thompson (Fry kick) (11-75-5:01)	17-14
3rd	9:45	VU	Sims 100-yard kick return (Openshaw kick)	24-14
3rd	6:42	SC	Fry 43-yard field goal (9-41-2:57)	24-21
3rd	0:23	VU	Openshaw 25-yard field goal (10-88-6:19)	27-21
4th	10:34	SC	Jones 7-yard pass from Thompson (Fry kick) (10-61-4:43)	27-24
4th	5:57	VU	Openshaw 30-yard field goal (5-17-1:31)	34-24
4th	4:35	SC	Thompson 1-yard run (Fry kick) (3-75-1:29)	34-27
4th	1:32	SC	Williams 2-yard run (Fry kick) (5-26-2:56)	41-27
4th	0:47	VU	Kentera 7-yard pass from Freebeck (Openshaw kick) (4-70-0:38)	48-27

## Team Statistics

	SC	VU
First Downs	24	18
Rushing	12	9
Passing	10	8
Penalty	2	1
Net Yards Rushing	212	156
Rushing Attempts	34	30
Net Yards Passing	237	223
Comp.-Att.-Int.	22-34-0	15-25-1
Total Offense Yards	449	379
Total Offense Plays	68	55
Fumbles: No.-Lost	3-1	2-1
Penalties: No.-Yards	5-35	7-75
Punts-Yards	3-122	3-144
Avg. Yards Per Punt	40.7	48.0
Punt Returns: No.-Yards	1-1	1-0
Kickoff Returns: No.-Yards	3-57	7-266
Interceptions: No.-Yards	1-53	0-0
Possession Time	31:02	28:58
Third Down Conversions	7-12	4-10
Fourth Down Conversions	0-0	0-0
Red Zone Scores-Chances	3-3	4-4
Sacks By: No.-Yards	1-7	1-9
PAT Kicks	6-6	4-4
Field Goals	2-2	2-3

## Individual Statistics

**RUSHING: SC:** Davis 17-82; P. Cooper 2-74; D. Williams 4-25; Wilds 3-23; Carson 3-16; team 1-(-1); Thompson 4-(-7). **VU:** Webb 19-97; Seymour 6-32; Sherfeld 1-25; Robinette 2-3; Freebeck 1-3; Team 1-(-4).

**PASSING: SC:** Thompson 22-34-0-237. **VU:** Freebeck 11-20-1-168; Robinette 4-5-0-55.

**RECEIVING: SC:** P. Cooper 10-114; Davis 4-30; Jones 3-15; Roland 2-33; Byrd 1-29; Anderson 1-9; Wilds 1-7. **VU:** Scheu 3-83; Rayford 3-16; Kentera 2-46; Dudchuck 2-30; Dorrell 2-24; Wilkins 1-12; Duncan 1-8; Webb 1-4.

**PUNT RETURNS: SC:** P. Cooper 1-1. **VU:** Ellis 1-0.

**KICKOFF RETURNS: SC:** Carson 3-57. **VU:** Sims 3-217; Rivers 2-36; Marcus 2-13.

**INTERCEPTION RETURNS: SC:** B. Williams 1-53. **VU:** None.

# South Carolina 2016 Numerical Roster

No.	Name	Pos.	Ht.	Wt.	Yr.-Exp	Hometown (High/Last School)	No.	Name	Pos.	Ht.	Wt.	Yr.-Exp	Hometown (High/Last School)
1	Deebo Samuel	WR	6-0	205	SO-1L	Inman, S.C. (Chapman)	40	Jason Senn	DB	5-8	195	FR-RS	Beaufort, S.C. (Beaufort)
3	Chris Lammons	DB	5-10	190	JR-2L	Lauderhill, Fla. (Plantation)	41	Tyler Ragsdale	LB	6-0	220	FR-RS	Mt. Pleasant, S.C. (Wando)
3	K.C. Crosby	TE	6-1	227	SO-1L	Bamberg, S.C. (Bamberg-Ehrhardt)	42	Jordan Diggs	DB	6-0	205	SR-3L	Fort Myers, Fla. (Island Coast)
4	Bryson Allen-Williams	LB	6-0	230	JR-2L	Ellenwood, Ga. (Cedar Grove)	42	Alexander Woznick	PK	5-11	160	FR-HS	Greenville, S.C. (Eastside)
4	Jake Bentley	QB	6-3	223	FR-HS	Opelika, Ala. (Opelika)	43	Benji Russell	DB	6-0	200	JR-SQ	Atlanta, Ga. (Woodward Academy)
5	Darius English	DL	6-6	245	SR-3L	Powder Springs, Ga. (McEachern)	44	T.J. Brunson	LB	6-1	225	FR-HS	Columbia, S.C. (Richland Northeast)
5	Terry Googer	WR	6-4	220	SO-1L	Atlanta, Ga. (Woodward Academy)	44	Adrian McGee	RB	5-11	185	FR-HS	Greer, S.C. (Greer)
6	Chris Moody	DB	6-1	220	SR-3L	McDonough, Ga. (Henry County)	45	Ben Asbury	LS	5-10	210	SO-TR	Atlanta, Ga. (Holy Innocents' Episcopal/ Berry College)
7	Jamarus King	DB	6-2	180	JR-JC	Mobile, Ala. (Blount/Coffeyville C.C.)	45	Spencer Eason-Riddle	LB	5-11	226	FR-HS	Raleigh, N.C. (Leesville Road)
7	Korey Banks	WR	5-11	180	FR-HS	Tyrone, Ga. (Sandy Creek)	46	Trey Mitchell	LB	6-2	210	FR-HS	Lexington, S.C. (Lexington)
8	Marquavius Lewis	DL	6-3	270	SR-1L	Greenwood, S.C. (Greenwood/Hutchinson C.C.)	46	Harrison Freeman	LS	6-4	235	FR-HS	Raleigh, N.C. (Leesville Road)
8	Randrecous Davis	WR	5-10	181	FR-HS	Atlanta, Ga. (Mays)	47	Drew Williams	LS	6-2	215	SR-3L	Irmo, S.C. (Dutch Fork)
9	Jerad Washington	WR	5-8	175	FR-RS	Jacksonville, Fla. (First Coast)	47	Avery James	DB	6-0	195	JR-TR	Duncan, S.C. (Byrnes/Liberty)
9	Sherrod Pittman	LB	6-0	225	FR-RS	Jacksonville, Fla. (First Coast)	48	Nick McGriff	LS	6-0	225	SO-1L	Gainesville, Fla. (Gainesville)
10	Perry Orth	QB	6-1	200	SR-1L	Ponte Vedra, Fla. (Ponte Vedra/ Florida State College)	48	Dexter Wideman	DL	6-4	280	FR-RS	Saluda, S.C. (Saluda/Camden Military)
10	Skai Moore	LB	6-2	220	SR-3L	Cooper City, Fla. (University)	49	Boosie Whitlow	DL	6-3	240	SO-1L	Opelika, Ala. (Opelika)
11	T.J. Holloman	LB	6-2	230	SR-3L	Stone Mountain, Ga. (St. Pius X)	50	Sadarius Hutcherson	OL	6-4	273	FR-HS	Huntingdon, Tenn. (Huntingdon)
11	Brandon McIlwain	QB	6-0	205	FR-HS	Newtown, Pa. (Council Rock North)	50	Griffin Gentry	DL	6-1	246	FR-HS	Birmingham, Ala. (Homewood)
12	Michael Scarnecchia	QB	6-4	215	SO-SQ	Fleming Island, Fla. (Fleming Island)	51	Cory Helms	OL	6-4	310	JR-SQ	Alpharetta, Ga. (Milton/Wake Forest)
12	Javon Charleston	DB	6-0	195	FR-RS	Gurnee, Ill. (Warren)	52	Jajuan Blankenship	DL	6-0	265	FR-HS	Anderson, S.C. (T.L. Hanna)
13	Sean Kelly	P	5-10	190	SR-1L	Oakland, Fla. (West Orange/FAU)	55	Christian Pellage	OL	6-6	305	SO-1L	Brooksville, Fla. (Nature Coast Tech)
13	Jalen Dread	LB	5-10	220	SO-1L	Foley, Ala. (Foley)	57	Hassan Belton	LB	6-0	215	SO-TR	Blythewood, S.C. (Blythewood/ Western Carolina)
14	Jamari Smith	WR	5-10	210	JR-2L	Jacksonville, Fla. (Fletcher)	59	Logan Crane	LS	6-3	245	FR-RS	Dartmouth, Mass. (Dartmouth)
15	Matrick Belton	WR	6-3	215	SR-1L	Columbia, S.C. (Keenan/Hampton)	60	Chandler Farrell	OL	6-2	280	FR-HS	Summerville, S.C. (Summerville)
16	Rashad Fenton	DB	5-10	190	SO-1L	Miami, Fla. (Miami Carol City)	61	Javion Duncan	DL	6-0	260	SO-TR	Simpsonville, S.C. (Woodmont/Citadel)
16	Bailey Hart	QB	6-2	175	FR-HS	Mt. Pleasant, S.C. (Wando)	61	Cameron Johnson	OL	6-8	300	FR-HS	Bennettsville, S.C. (Marlboro County)
17	Chaz Elder	DB	6-2	200	SR-3L	Union City, Ga. (Banneker)	63	Blake Camper	OL	6-8	300	SO-1L	Virginia Beach, Va. (Frank W. Cox)
18	Danny Gordon	QB	6-0	210	SO-SQ	Worthington, Ohio (Worthington/ Miami (Ohio))	65	Pika Leota	OL	6-4	315	FR-HS	Asheville, N.C. (Asheville)
18	Keir Thomas	DL	6-2	265	FR-HS	Miami, Fla. (Miami Central)	66	Will Putnam	OL	6-5	282	FR-HS	Harrisburg, N.C. (Hickory Ridge)
19	Lorenzo Nuñez	WR	6-3	205	SO-1L	Kennesaw, Ga. (Harrison)	67	Ryan Green	OL	6-4	265	SO-TR	James Island, S.C. (James Island/ Presbyterian)
20	Joseph Charlton	K/P	6-5	185	FR-RS	Columbia, S.C. (A.C. Flora)	69	D.J. Park	OL	6-4	330	JR-2L	Dillon, S.C. (Dillon)
21	Rico Dowdle	RB	5-11	211	FR-HS	Asheville, N.C. (A.C. Reynolds)	70	Alan Knott	OL	6-4	290	JR-2L	Tyrone, Ga. (Sandy Creek)
22	Steven Montac	DB	5-11	190	SO-JC	Covington, Ga. (Newton/Coffeyville C.C.)	72	Donell Stanley	OL	6-4	325	SO-1L	Floydale, S.C. (Latta)
22	Montray Feaster	WR	6-4	205	FR-HS	Union, S.C. (Union County)	74	Manon Zandi	OL	6-9	315	SR-3L	Chapin, S.C. (Chapin)
23	Larenz Bryant	LB	6-0	225	SR-3L	Charlotte, N.C. (Vance)	75	Darius Whitfield	OL	6-2	286	FR-HS	Mobile, Ala. (St. Paul's Episcopal)
24	D.J. Smith	DB	5-11	195	JR-2L	Marietta, Ga. (Walton)	77	Malik Young	OL	6-3	300	SO-SQ	Pelzer, S.C. (Woodmont)
24	Garrett Frederick	WR	5-11	180	FR-HS	Plano, Texas (Plano)	78	Zack Bailey	OL	6-6	315	SO-1L	Summerville, S.C. (Summerville)
25	A.J. Turner	RB	5-10	195	FR-RS	Clifton, Va. (Centreville)	79	Trey Derouen	OL	6-3	310	FR-RS	Lilburn, Ga. (Parkview)
26	Jasper Sasser	DB	6-0	210	JR-1L	Jacksonville, Fla. (Wolfson)	80	Shemar Glenn	WR	6-1	175	FR-HS	Union, S.C. (Union County/USC-Union)
27	Toure Boyd	DB	5-10	195	JR-SQ	Rancho Cucamonga, Calif. (Rancho Cucamonga/Chaffey College)	81	Hayden Hurst	TE	6-5	250	SO-1L	Jacksonville, Fla. (The Bolles School)
27	Ty'Son Williams	RB	6-0	220	SO-TR	Sumter, S.C. (Crestwood/N. Carolina)	82	Evan Hinson	TE	6-4	238	FR-HS	Deltona, Fla. (Deltona)
28	Jonathan Walton	LB	6-0	230	SR-3L	Daphne, Ala. (Bayside Academy)	83	Chavis Dawkins	WR	6-2	200	FR-HS	Duncan, S.C. (Byrnes)
29	Elliott Fry	PK	6-0	170	SR-3L	Frisco, Texas (Prince of Peace Christian)	84	Kyle Markway	TE	6-5	245	SO-1L	St. Louis, Mo. (St. John Vianney)
29	Antoine Wilder	DB	5-10	185	FR-RS	Riverdale, Ga. (Hapeville Charter)	85	Devin Dingle	WR	5-10	180	FR-RS	Summerville, S.C. (Cane Bay)
30	Darius Paulk	RB	5-8	205	SR-1L	Columbia, S.C. (Richland Northeast/ North Greenville)	85	Michael Almond	K/P	6-3	222	FR-RS	North Augusta, S.C. (Westminster)
30	Daniel Fennell	DL	6-3	235	FR-RS	Loganville, Ga. (Grayson)	86	Robert Tucker III	TE	6-3	238	FR-HS	Atlanta, Ga. (B.E.S.T. Academy)
31	Chris Smith	DB	5-10	180	FR-HS	Rock Hill, S.C. (South Pointe)	87	Kiel Pollard	TE	6-0	230	FR-HS	Moultrie, Ga. (Colquitt County)
32	Rod Talley	RB	5-10	205	JR-1L	Laurens, S.C. (Laurens/Gardner-Webb)	89	Bryan Edwards	WR	6-3	210	FR-HS	Conway, S.C. (Conway)
32	Brett Shore	LB	5-11	210	JR-HS	Irmo, S.C. (Dutch Fork/Tyler J.C.)	90	Taylor Stallworth	DL	6-2	310	JR-2L	Mobile, Ala. (Murphy)
33	David Williams	RB	6-1	220	JR-2L	Philadelphia, Pa. (Imhotep Charter)	90	Wyman Baxley	LS	6-2	195	FR-HS	Athens, Ga. (Athens Academy)
34	Scott Grant	DB	5-10	185	SO-SQ	Laurens, S.C. (Laurens)	91	Shameik Blackshear	DL	6-4	265	FR-RS	Bullfton, S.C. (Bluffton)
34	Mon Denson	RB	5-10	215	FR-RS	LaGrange, Ga. (LaGrange)	92	D.J. Wonnum	DL	6-4	240	FR-HS	Stone Mountain, Ga. (Stephenson)
35	Shannon James	DB	5-7	160	SR-SQ	Florence, S.C. (South Florence)	93	Ulric Jones	DL	6-5	300	JR-SQ	Oxford, Ala. (Oxford/Butler C.C.)
36	C.J. Freeman	RB	5-11	200	FR-HS	Greensboro, N.C. (Northern Guilford)	94	Kelsey Griffin	DL	6-2	295	SR-3L	Buford, Ga. (Mill Creek)
36	Morgan Vest	DB	6-0	190	FR-HS	Leander, Texas (Rouse)	95	Dante Sawyer	DL	6-3	275	JR-1L	Suwanee, Ga. (North Gwinnett/ East Mississippi C.C.)
39	Rivers Bedenbaugh	TE	6-2	256	JR-1L	Leesville, S.C. (Lexington/Georgia Southern)	96	Aaron Thompson	DL	6-3	271	FR-HS	Fort Lauderdale, Fla. (Dillard)
39	Demetrius Smalls	DB	5-9	170	JR-SQ	Bluffton, S.C. (Bluffton)	97	Kobe Smith	DL	6-2	305	FR-HS	Lawrenceville, Ga. (Archer)
40	Jacob August	TE	6-6	248	SO-SQ	Elgin, S.C. (Cardinal Newman/ Fork Union)	98	Stephon Taylor	DL	6-4	293	FR-HS	New Orleans, La. (McDonogh 35)
							99	Abu Lamin	DL	6-4	310	SR-2L	Fayetteville, N.C. (Trinity Christian/ Fort Scott C.C.)

# South Carolina 2016 Alphabetical Roster

No.	Name	Pos.	Ht.	Wt.	Yr.-Exp	Hometown (High/Last School)
4	Bryson Allen-Williams	LB	6-0	230	JR-2L	Ellenwood, Ga. (Cedar Grove)
85	Michael Almond	K/P	6-3	222	FR-RS	North Augusta, S.C. (Westminster)
45	Ben Asbury	LS	5-10	210	SO-TR	Atlanta, Ga. (Holy Innocents' Episcopal/Berry College)
40	Jacob August	TE	6-6	248	SO-SQ	Elgin, S.C. (Cardinal Newman/Fork Union)
78	Zack Bailey	OL	6-6	315	SO-1L	Summerville, S.C. (Summerville)
7	Korey Banks	WR	5-11	180	FR-HS	Tyrone, Ga. (Sandy Creek)
90	Wyman Baxley	LS	6-2	195	FR-HS	Athens, Ga. (Athens Academy)
39	Rivers Bedenbaugh	TE	6-2	256	JR-1L	Leesville, S.C. (Lexington/Georgia Southern)
57	Hassan Belton	LB	6-0	215	SO-TR	Blythewood, S.C. (Blythewood/Western Carolina)
15	Matrick Belton	WR	6-3	215	SR-1L	Columbia, S.C. (Keenan/Hampton)
4	Jake Bentley	QB	6-3	223	FR-HS	Opelika, Ala. (Opelika)
91	Shameik Blackshear	DL	6-4	265	FR-RS	Bullftton, S.C. (Bluffton)
52	Jajuan Blankenship	DL	6-0	265	FR-HS	Anderson, S.C. (T.L. Hanna)
27	Toure Boyd	DB	5-10	195	JR-SQ	Rancho Cucamonga, Calif. (Rancho Cucamonga/Chaffey College)
44	T.J. Brunson	LB	6-1	225	FR-HS	Columbia, S.C. (Richland Northeast)
23	Larenz Bryant	LB	6-0	225	SR-3L	Charlotte, N.C. (Vance)
63	Blake Camper	OL	6-8	300	SO-1L	Virginia Beach, Va. (Frank W. Cox)
12	Javon Charleston	DB	6-0	195	FR-RS	Gurnee, Ill. (Warren)
20	Joseph Charlton	K/P	6-5	185	FR-RS	Columbia, S.C. (A.C. Flora)
59	Logan Crane	LS	6-3	245	FR-RS	Dartmouth, Mass. (Dartmouth)
3	K.C. Crosby	TE	6-1	227	SO-1L	Bamberg, S.C. (Bamberg-Ehrhardt)
8	Randrecous Davis	WR	5-10	181	FR-HS	Atlanta, Ga. (Mays)
83	Chavis Dawkins	WR	5-2	200	FR-HS	Duncan, S.C. (Byrnes)
34	Mon Denson	RB	5-10	215	FR-RS	LaGrange, Ga. (LaGrange)
79	Trey Derouen	OL	6-3	310	FR-RS	Lilburn, Ga. (Parkview)
42	Jordan Diggs	DB	6-0	205	SR-3L	Fort Myers, Fla. (Island Coast)
85	Devin Dingle	WR	5-10	180	FR-RS	Summerville, S.C. (Cane Bay)
21	Rico Dowdle	RB	5-11	211	FR-HS	Asheville, N.C. (A.C. Reynolds)
13	Jalen Dread	LB	5-10	220	SO-1L	Foley, Ala. (Foley)
61	Javion Duncan	DL	6-0	260	SO-TR	Simpsonville, S.C. (Woodmont/Citadel)
45	Spencer Eason-Riddle	LB	5-11	226	FR-HS	Raleigh, N.C. (Leesville Road)
89	Bryan Edwards	WR	6-3	210	FR-HS	Conway, S.C. (Conway)
17	Chaz Elder	DB	6-2	200	SR-3L	Union City, Ga. (Banneker)
5	Darius English	DL	6-6	245	SR-3L	Powder Springs, Ga. (McEachern)
60	Chandler Farrell	OL	6-2	280	FR-HS	Summerville, S.C. (Summerville)
22	Montray Feaster	WR	6-4	205	FR-HS	Union, S.C. (Union County)
30	Daniel Fennell	DL	6-3	235	FR-RS	Loganville, Ga. (Grayson)
16	Rashad Fenton	DB	5-10	190	SO-1L	Miami, Fla. (Miami Carol City)
24	Garrett Frederick	WR	5-11	200	FR-HS	Plano, Texas (Plano)
36	C.J. Freeman	RB	5-11	180	FR-HS	Greensboro, N.C. (Northern Guilford)
46	Harrison Freeman	LS	6-4	235	FR-HS	Raleigh, N.C. (Leesville Road)
29	Elliott Fry	PK	6-0	170	SR-3L	Frisco, Texas (Prince of Peace Christian)
50	Griffin Gentry	DL	6-1	246	FR-HS	Birmingham, Ala. (Homewood)
80	Shemar Glenn	WR	6-1	175	FR-HS	Union, S.C. (Union County/USC-Union)
5	Terry Googer	WR	6-4	220	SO-1L	Atlanta, Ga. (Woodward Academy)
18	Danny Gordon	QB	6-0	210	SO-SQ	Worthington, Ohio (Worthington/Miami (Ohio))
34	Scott Grant	DB	5-10	185	SO-SQ	Laurens, S.C. (Laurens)
67	Ryan Green	OL	6-4	265	SO-TR	James Island, S.C. (James Island/Presbyterian)
94	Kelsey Griffin	DL	6-2	295	SR-3L	Buford, Ga. (Mill Creek)
16	Bailey Hart	QB	6-2	175	FR-HS	Mt. Pleasant, S.C. (Wando)
51	Cory Helms	OL	6-4	310	JR-SQ	Alpharetta, Ga. (Milton/Wake Forest)
82	Evan Hinson	TE	6-4	238	FR-HS	Deltona, Fla. (Deltona)
11	T.J. Holloman	LB	6-2	230	SR-3L	Stone Mountain, Ga. (St. Pius X)
81	Hayden Hurst	TE	6-5	250	SO-1L	Jacksonville, Fla. (The Bolles School)
50	Sadarius Hutcherson	OL	6-4	273	FR-HS	Huntingdon, Tenn. (Huntingdon)
47	Avery James	DB	6-0	195	JR-TR	Duncan, S.C. (Byrnes/Liberty)
35	Shannon James	DB	5-7	160	SR-SQ	Florence, S.C. (South Florence)
61	Cameron Johnson	OL	6-8	300	FR-HS	Bennettsville, S.C. (Marlboro County)

No.	Name	Pos.	Ht.	Wt.	Yr.-Exp	Hometown (High/Last School)
93	Ulric Jones	DL	6-5	300	JR-SQ	Oxford, Ala. (Oxford/Butler C.C.)
13	Sean Kelly	P	5-10	190	SR-1L	Oakland, Fla. (West Orange/FAU)
7	Jamarcus King	DB	6-2	180	JR-JC	Mobile, Ala. (Blount/Coffeyville C.C.)
70	Alan Knott	OL	6-4	290	JR-2L	Tyrone, Ga. (Sandy Creek)
99	Abu Lamin	DL	6-4	310	SR-2L	Fayetteville, N.C. (Trinity Christian/Fort Scott C.C.)
3	Chris Lammons	DB	5-10	190	JR-2L	Lauderhill, Fla. (Plantation)
65	Pika Leota	OL	6-4	315	FR-HS	Asheville, N.C. (Asheville)
8	Marquavius Lewis	DL	6-3	270	SR-1L	Greenwood, S.C. (Greenwood/Hutchinson C.C.)
84	Kyle Markway	TE	6-5	245	SO-1L	St. Louis, Mo. (St. John Vianney)
44	Adrian McGee	RB	5-11	185	FR-HS	Greer, S.C. (Greer)
48	Nick McGriff	LS	6-0	225	SO-1L	Gainesville, Fla. (Gainesville)
11	Brandon McIlwain	QB	6-0	205	FR-HS	Newtown, Pa. (Council Rock North)
46	Trey Mitchell	LB	6-2	210	FR-HS	Lexington, S.C. (Lexington)
22	Steven Montac	DB	5-11	190	SO-JC	Covington, Ga. (Newton/Coffeyville C.C.)
6	Chris Moody	DB	6-1	220	SR-3L	McDonough, Ga. (Henry County)
10	Skai Moore	LB	6-2	220	SR-3L	Cooper City, Fla. (University)
19	Lorenzo Nuñez	WR	6-3	205	SO-1L	Kennesaw, Ga. (Harrison)
10	Perry Orth	QB	6-1	200	SR-1L	Ponte Vedra, Fla. (Ponte Vedra/Florida State College)
69	D.J. Park	OL	6-4	330	JR-2L	Dillon, S.C. (Dillon)
30	Darius Paulk	RB	5-8	205	SR-1L	Columbia, S.C. (Richland Northeast/North Greenville)
55	Christian Pellage	OL	6-6	305	SO-1L	Brooksville, Fla. (Nature Coast Tech)
9	Sherrod Pittman	LB	6-0	225	FR-RS	Jacksonville, Fla. (First Coast)
87	Kiel Pollard	TE	6-0	230	FR-HS	Moultrie, Ga. (Colquitt County)
66	Will Putnam	OL	6-5	282	FR-HS	Harrisburg, N.C. (Hickory Ridge)
41	Tyler Ragsdale	LB	6-0	220	FR-RS	Mt. Pleasant, S.C. (Wando)
43	Benji Russell	DB	6-0	200	JR-SQ	Atlanta, Ga. (Woodward Academy)
1	Deebo Samuel	WR	6-0	205	SO-1L	Inman, S.C. (Chapman)
26	Jasper Sasser	DB	6-0	210	JR-1L	Jacksonville, Fla. (Wolfson)
95	Dante Sawyer	DL	6-3	275	JR-1L	Suwanee, Ga. (North Gwinnett/East Mississippi C.C.)
12	Michael Scarnecchia	QB	6-4	215	SO-SQ	Fleming Island, Fla. (Fleming Island)
40	Jason Senn	DB	5-8	195	FR-RS	Beaufort, S.C. (Beaufort)
32	Brett Shore	LB	5-11	210	FR-HS	Irmo, S.C. (Dutch Fork/Tyler J.C.)
39	Demetrius Smalls	DB	5-9	170	JR-SQ	Bluffton, S.C. (Bluffton)
31	Chris Smith	DB	5-10	180	FR-HS	Rock Hill, S.C. (South Pointe)
24	D.J. Smith	DB	5-11	195	JR-2L	Marietta, Ga. (Walton)
14	Jamari Smith	WR	5-10	210	JR-2L	Jacksonville, Fla. (Fletcher)
97	Kobe Smith	DL	6-2	305	FR-HS	Lawrenceville, Ga. (Archer)
90	Taylor Stallworth	DL	6-2	310	JR-2L	Mobile, Ala. (Murphy)
72	Donell Stanley	OL	6-4	325	SO-1L	Floydale, S.C. (Latta)
32	Rod Talley	RB	5-10	205	JR-1L	Laurens, S.C. (Laurens/Gardner-Webb)
98	Stephon Taylor	DL	6-4	293	FR-HS	New Orleans, La. (McDonogh 35)
18	Keir Thomas	DL	6-2	265	FR-HS	Miami, Fla. (Miami Central)
96	Aaron Thompson	DL	6-3	271	FR-HS	Fort Lauderdale, Fla. (Dillard)
86	Robert Tucker III	TE	6-3	238	FR-HS	Atlanta, Ga. (B.E.S.T. Academy)
25	A.J. Turner	RB	5-10	195	FR-RS	Clifton, Va. (Centreville)
36	Morgan Vest	DB	6-0	190	FR-HS	Leander, Texas (Rouse)
28	Jonathan Walton	LB	6-0	230	SR-3L	Daphne, Ala. (Bayside Academy)
9	Jerad Washington	WR	5-8	175	FR-RS	Jacksonville, Fla. (First Coast)
75	Darius Whitfield	OL	6-2	286	FR-HS	Mobile, Ala. (St. Paul's Episcopal)
49	Boosie Whitlow	DL	6-3	240	SO-1L	Opelika, Ala. (Opelika)
48	Dexter Wideman	DL	6-4	280	FR-RS	Saluda, S.C. (Saluda/Camden Military)
29	Antoine Wilder	DB	5-10	185	FR-RS	Riverdale, Ga. (Hapeville Charter)
33	David Williams	RB	6-1	220	JR-2L	Philadelphia, Pa. (Imhotep Charter)
47	Drew Williams	LS	6-2	215	SR-3L	Irmo, S.C. (Dutch Fork)
27	Ty'Son Williams	RB	6-0	220	SO-TR	Sumter, S.C. (Crestwood/N. Carolina)
92	D.J. Wonnum	DL	6-4	240	FR-HS	Stone Mountain, Ga. (Stephenson)
42	Alexander Woznick	PK	5-11	160	FR-HS	Greenville, S.C. (Eastside)
77	Malik Young	OL	6-3	300	SO-SQ	Pelzer, S.C. (Woodmont)
74	Mason Zandi	OL	6-9	315	SR-3L	Chapin, S.C. (Chapin)

# South Carolina Depth Chart

## Offense

<b>WR</b>	1 Deebo Samuel	6-0	205	SO-1L	Inman, S.C.
	83 Chavis Dawkins	6-2	200	FR-HS	Duncan, S.C.
<b>WR</b>	14 Jamari Smith	5-10	210	JR-2L	Jacksonville, Fla.
	7 Korey Banks	5-11	180	FR-HS	Tyrone, Ga.
<b>WR</b>	89 Bryan Edwards	6-3	210	FR-HS	Conway, S.C.
	5 Terry Googer	6-4	220	SO-1L	Atlanta, Ga.
	OR 8 Randrecous Davis	5-10	181	FR-HS	Atlanta, Ga.
<b>LT</b>	74 Mason Zandi	6-9	315	SR-3L	Chapin, S.C.
	77 Malik Young	6-3	300	SO-SQ	Pelzer, S.C.
<b>LG</b>	78 Zack Bailey	6-6	315	SO-1L	Summerville, S.C.
	70 Alan Knott	6-4	290	JR-2L	Tyrone, Ga.
<b>OC</b>	51 Cory Helms	6-4	310	JR-SQ	Alpharetta, Ga.
	70 Alan Knott	6-4	290	JR-2L	Tyrone, Ga.
<b>RG</b>	72 Donell Stanley	6-4	325	SO-1L	Floydale, S.C.
	69 D.J. Park	6-4	330	JR-2L	Dillon, S.C.
<b>RT</b>	69 D.J. Park	6-4	330	JR-2L	Dillon, S.C.
	63 Blake Camper	6-8	300	SO-1L	Virginia Beach, Va.
<b>TE</b>	81 Hayden Hurst	6-5	250	SO-1L	Jacksonville, Fla.
	3 K.C. Crosby	6-1	227	SO-1L	Bamberg, S.C.
<b>QB</b>	10 Perry Orth	6-1	200	SR-1L	Ponte Vedra, Fla.
	OR 11 Brandon McIlwain	6-0	205	FR-HS	Newtown, Pa.
	OR 4 Jake Bentley	6-3	223	FR-HS	Opelika, Ala.
<b>RB</b>	25 A.J. Turner	5-10	195	FR-RS	Clifton, Va.
	33 David Williams	6-1	220	JR-2L	Philadelphia, Pa.
	OR 32 Rod Talley	5-10	205	JR-1L	Laurens, S.C.

## Defense

<b>DE</b>	8 Marquavius Lewis	6-3	270	SR-1L	Greenwood, S.C.
	92 D.J. Wonnum	6-4	240	FR-HS	Stone Mountain, Ga.
	OR 91 Shameik Blackshear	6-4	265	FR-RS	Bluffton, S.C.
<b>DT</b>	90 Taylor Stallworth	6-2	310	JR-2L	Mobile, Ala.
	18 Keir Thomas	6-2	265	FR-HS	Miami, Fla.
<b>DT</b>	94 Kelsey Griffin	6-2	295	SR-3L	Buford, Ga.
	93 Ulric Jones	6-5	300	JR-SQ	Oxford, Ala.
<b>DE</b>	95 Dante Sawyer	6-3	275	JR-1L	Suwanee, Ga.
	5 Darius English	6-6	245	SR-3L	Powder Springs, Ga.
<b>SLB</b>	11 T.J. Holloman	6-2	230	SR-3L	Stone Mountain, Ga.
	OR 6 Chris Moody	6-1	220	SR-3L	McDonough, Ga.
<b>MLB</b>	28 Jonathan Walton	6-0	230	SR-3L	Daphne, Ala.
	OR 11 T.J. Holloman	6-2	230	SR-3L	Stone Mountain, Ga.
<b>WLB</b>	4 B. Allen-Williams	6-0	230	JR-2L	Ellenwood, Ga.
	OR 11 T.J. Holloman	6-2	230	SR-3L	Stone Mountain, Ga.
<b>CB</b>	16 Rashad Fenton	5-10	190	SO-1L	Miami, Fla.
	22 Steven Montac	5-11	190	SO-JC	Covington, Ga.
<b>S</b>	24 D.J. Smith	5-11	195	JR-2L	Marietta, Ga.
	42 Jordan Diggs	6-0	205	SR-3L	Fort Myers, Fla.
<b>S</b>	17 Chaz Elder	6-2	200	SR-3L	Union City, Ga.
	22 Steven Montac	5-11	190	SO-JC	Covington, Ga.
<b>CB</b>	3 Chris Lammons	5-10	190	JR-2L	Lauderhill, Fla.
	7 Jamarus King	6-2	180	JR-JC	Mobile, Ala.
<b>N</b>	42 Jordan Diggs	6-0	205	SR-3L	Fort Myers, Fla.
	16 Rashad Fenton	5-10	190	SO-1L	Miami, Fla.

## Specialists

<b>K</b>	29 Elliott Fry	6-0	170	SR-3L	Frisco, Texas
	20 Joseph Charlton	6-5	185	FR-RS	Columbia, S.C.
<b>P</b>	13 Sean Kelly	5-10	190	SR-1L	Oakland, Fla.
	20 Joseph Charlton	6-5	185	FR-RS	Columbia, S.C.
<b>LS</b>	47 Drew Williams	6-2	215	SR-3L	Irmo, S.C.
	48 Nick McGriff	6-0	225	SO-1L	Gainesville, Fla.
<b>KOR</b>	25 A.J. Turner	5-10	195	FR-RS	Clifton, Va.
	16 Rashad Fenton	5-10	190	SO-1L	Miami, Fla.
<b>PR</b>	16 Rashad Fenton	5-10	190	SO-1L	Miami, Fla.
	3 Chris Lammons	5-10	190	JR-2L	Lauderhill, Fla.
<b>H</b>	13 Sean Kelly	5-10	190	SR-1L	Oakland, Fla.

# Head Coach Will Muschamp



## Will MUSCHAMP

**HEAD COACH**  
First Year at South Carolina



Will Muschamp was introduced as the University of South Carolina's 34th head football coach in a press conference held at Williams-Brice Stadium on Dec. 7, 2015.

Regarded as an outstanding defensive mind, Muschamp, 44, is a 21-year coaching veteran, including 13 years in the Southeastern Conference. He has previous head coaching experience, posting a 28-21 record (.571) at the University of Florida from 2011-14. He led the Gators to three bowl games in his four seasons in Gainesville and was recognized as the SEC Coach of the Year in 2012 after guiding Florida to an 11-2 record and a Top-10 finish.

The Rome, Ga., native has coached in two national championship games (2003 and 2009), winning with LSU in 2003, and coached in a pair of BCS bowl games, following the 2008 and 2012 seasons. Muschamp has coached in the SEC Championship Game twice and once in the Big 12 Championship Game, winning all three. In addition, he was a finalist for the 2007 Broyles Award presented to the nation's top assistant coach.

Muschamp most recently served as the defensive coordinator at Auburn University in 2015, his third stint as an SEC defensive coordinator. He also held that title with Auburn from 2006-07 and at LSU from 2002-04. In his six seasons as an SEC defensive coordinator, Muschamp's units ranked among the nation's Top-10 in total defense and in scoring defense five times.

Prior to taking the reins at Florida, Muschamp served as the defensive coordinator at the University of Texas from 2008-10. Under his guidance, the Longhorn defense ranked No. 1 in the nation with 119 sacks, and ranked in the Top-10 nationally allowing 2.9 yards per rushing attempt (third), 96.7 rushing yards per game (fourth), and 297.4 yards per game (seventh), all Big 12 bests during that span. In 2009, the Longhorns played in the BCS National Championship game. Under Muschamp's tutelage at Texas, Brian Orakpo won the 2008 Rotary Lombardi, Bronko Nagurski and Ted Hendricks awards. In the 2009 and 2010 NFL Drafts, Muschamp

had a combined eight players drafted, seven in the first four rounds, including first-rounders, Brian Orakpo and Earl Thomas.

Muschamp served with the NFL's Miami Dolphins as Assistant Head Coach for Defense in 2005 under Nick Saban.

Muschamp's first full-time coaching experience in the SEC came at LSU. He was the Tigers' linebacker coach for one season before being elevated to defensive coordinator from 2002-04. His 2003 defense helped the Tigers to the national championship by leading the nation both in scoring defense (11.0 points per game) and total defense (252.0 yards per game), while finishing second nationally in pass efficiency defense (89.8) and third in rushing defense (67.0 yards per game).

In four of his nine seasons as an FBS defensive coordinator, his teams have allowed less than 100 rushing yards per game and twice led the nation in rushing defense. His 2003 LSU defense led the country by allowing 67 yards per game on the ground, the best mark by an SEC team in the 2000s, while Texas gave up just 73.1 yards on the ground in 2009 to pace the nation.

The 1994 Georgia graduate moved immediately into coaching, working as a graduate assistant at Auburn from 1995-96, earning his master's degree in 1996. He served as a secondary coach at West Georgia (1998) and Eastern Kentucky (1999) before moving on to his first defensive coordinator position at Valdosta State for the 2000 season, where he helped the Blazers to a 10-2 record and the Gulf South championship.

During his playing career at Georgia, Muschamp earned his way from walk-on to scholarship player by the spring of his redshirt freshman season and eventually was named co-captain his senior season. A safety on the gridiron, he earned a spot on the SEC Academic Honor Roll in 1993.

Born August 3, 1971, Muschamp and his wife, the former Carol Davis, have two sons, Jackson and Whit.



### THE MUSCHAMP FILE



#### PERSONAL

**Full Name:** William Larry Muschamp  
**Born:** August 3, 1971  
**Hometown:** Rome, Ga.  
**Wife:** Carol  
**Children:** Jackson and Whit  
**College:** Georgia (1994)  
Auburn (1996)

#### COACHING EXPERIENCE

**2016** South Carolina Head Coach  
**2015** Auburn Defensive Coord.  
**2011-14** Florida Head Coach  
**2008-10** Texas DC/Linebackers  
**2006-07** Auburn DC/Defensive Backs  
**2005** Miami (NFL) AHC/Defense  
**2001-04** LSU DC/Linebackers  
**2000** Valdosta State DC/DBs  
**1999** Eastern Kentucky Def. Backs  
**1998** West Georgia Def. Backs  
**1995-96** Auburn Graduate Assistant

#### BOWL EXPERIENCE

**2013** Sugar  
**2012** Gator  
**2010** BCS National Championship  
**2009** Fiesta  
**2007** Chick-fil-A  
**2007** Cotton  
**2005** Capital One  
**2004** BCS National Championship  
**2003** Cotton  
**2002** Sugar  
**1996** Independence  
**1995** Outback  
**1993** Citrus  
**1991** Independence

# Head Coach Will Muschamp by the Numbers

## Muschamp Year-by-Year

Year	School	Overall Record	Conference Record/Finish
2011	Florida	7-6	3-5/3rd in East
2012	Florida	11-2	7-1/T1st in East
2013	Florida	4-8	3-5/5th in East
2014	Florida	6-5	4-4/3rd in East
<b>TOTALS</b>		<b>28-21</b>	<b>17-15</b>

## Muschamp vs. Opponents

Alabama .....	0-2	Georgia.....	1-3	Ohio State.....	1-0
Arkansas.....	1-0	Georgia Southern.....	0-1	South Carolina.....	1-3
Auburn.....	0-1	Jacksonville State.....	1-0	Tennessee.....	4-0
Bowling Green.....	1-0	Kentucky.....	4-0	Texas A&M.....	1-0
Eastern Kentucky.....	1-0	Louisiana.....	1-0	Toledo.....	1-0
Eastern Michigan.....	1-0	Louisiana State.....	1-3	UAB.....	1-0
Florida Atlantic.....	1-0	Louisville.....	0-1	Vanderbilt.....	3-1
Florida State.....	1-3	Miami (Fla.).....	0-1	<b>TOTALS.....</b>	<b>28-21</b>
Furman.....	1-0	Missouri.....	1-2		

## 2011 FLORIDA Record: 7-6, 3-5 SEC (3rd in East)

Date	Opponent	W/L	Score	Att	TV	TMP	Rankings	FLA	-FLA Rushing-	-FLA Passing-	FLA	Total	Opp	-Opp Rushing-	-Opp. Passing-	Opp.	Total									
							FLA	Opp	FD	Att	Yds	TD	A-C-I	Yds	TD	Plays	Yds	FD	Att	Yds	TD	A-C-I	Yds	TD	Plays	Yds
09/03	Florida Atlantic	W	41-3	88,708	ESPNU	88	22	-	30	33	197	3	36-25-3	271	1	69	468	11	30	30	0	27-14-0	107	0	57	137
09/10	UAB	W	39-0	87,473	FSN	88	18	-	28	55	300	4	20-13-0	212	0	75	512	11	23	71	0	29-15-0	141	0	52	212
09/17	Tennessee*	W	33-23	90,744	CBS	87	16	-	17	40	134	1	23-14-0	213	2	63	347	23	21	-9	0	48-26-2	288	3	69	279
09/24	at Kentucky*	W	48-10	65,134	ESPN	66	15	-	17	46	405	4	18-8-1	115	1	64	520	16	36	134	0	18-8-1	165	1	80	299
10/01	Alabama*	L	10-38	90,888	CBS	72	12	3	9	29	15	0	23-14-1	207	1	52	222	21	43	226	4	25-12-0	140	0	68	366
10/08	at LSU*	L	11-41	93,022	CBS	87	17	1	9	32	113	0	16-9-2	100	1	48	213	20	49	238	3	14-10-0	215	2	63	453
10/15	at Auburn*	L	6-17	87,451	ESPN	77	-	24	14	30	66	0	29-15-1	128	0	59	194	13	43	155	1	16-7-0	123	1	59	278
10/29	vs Georgia*	L	20-24	84,524	CBS	68	-	22	11	22	-19	0	34-12-0	245	1	56	226	23	49	185	1	34-15-1	169	2	83	354
11/05	Vanderbilt*	W	26-21	90,144	SECN	59	-	-	26	46	197	3	25-17-0	213	0	71	410	18	33	80	1	28-19-0	297	2	61	377
11/12	at South Carolina*	L	12-17	80,250	CBS	60	-	15	17	34	142	1	23-13-0	119	0	57	261	16	52	215	2	13-7-1	84	0	65	299
11/19	Furman	W	54-32	84,674	PPV	71	-	-	19	31	124	1	28-16-0	329	4	59	453	20	45	233	2	27-15-2	213	2	72	446
11/26	Florida State	L	7-21	90,798	ESPN2	68	-	-	11	33	54	0	29-14-4	130	1	62	184	7	46	30	2	13-6-0	65	0	59	95
01/02	vs Ohio State	W	24-17	61,312	ESPN2	59	-	-	14	38	131	0	16-12-1	132	1	54	263	20	37	137	0	23-18-0	162	2	60	299

TaxSlayer.com Gator Bowl

## 2012 FLORIDA Record: 11-2, 7-1 SEC (T1st in East)

Date	Opponent	W/L	Score	Att	TV	TMP	Rankings	FLA	-FLA Rushing-	-FLA Passing-	FLA	Total	Opp	-Opp Rushing-	-Opp. Passing-	Opp.	Total									
							FLA	Opp	FD	Att	Yds	TD	A-C-I	Yds	TD	Plays	Yds	FD	Att	Yds	TD	A-C-I	Yds	TD	Plays	Yds
09/01	Bowling Green	W	27-14	84,704	ESPN	91	23	-	14	42	220	2	21-13-0	145	1	63	365	22	27	101	2	52-25-1	226	0	79	327
09/08	at Texas A&M*	W	20-17	87,114	ESPN	83	24	-	21	48	142	2	17-14-0	165	0	65	307	21	38	134	2	31-24-0	200	0	69	334
09/15	at Tennessee*	W	37-20	102,455	ESPN	83	18	23	20	43	336	2	20-14-0	219	2	63	555	19	28	83	1	44-22-2	257	2	72	340
09/22	Kentucky*	W	38-0	87,102	SECN	82	14	-	22	45	200	3	27-18-1	203	1	72	403	12	32	159	0	27-8-3	60	0	59	219
10/06	LSU*	W	14-6	90,824	CBS	86	10	4	22	58	176	2	21-8-0	61	0	70	237	8	25	42	0	25-11-1	158	0	50	200
10/13	at Vanderbilt*	W	31-17	40,350	ESPN	76	4	-	15	35	326	3	20-11-0	77	0	55	403	23	47	126	1	31-17-0	237	1	78	363
10/20	South Carolina*	W	44-11	90,833	CBS	79	3	9	14	48	89	2	17-12-0	94	4	65	183	17	26	36	0	40-17-1	155	0	66	191
10/27	vs Georgia*	L	9-17	84,644	CBS	72	3	12	15	40	75	0	29-16-2	191	0	69	266	14	35	123	1	24-12-3	150	1	59	273
11/03	Missouri*	W	14-7	90,496	ESPN2	73	8	-	11	33	170	1	23-12-0	106	1	56	276	23	35	99	1	51-24-4	236	0	86	335
11/10	Louisiana	W	27-20	86,482	SECN	72	7	-	22	58	176	2	12-8-0	61	0	70	237	8	25	42	0	25-11-1	158	0	50	200
11/17	Jacksonville State	W	23-0	82,691	PPV	63	7	-	18	36	202	1	22-14-0	154	0	58	356	12	29	48	0	28-16-1	194	0	57	242
11/24	at Florida State	W	37-26	83,429	ABC	66	6	10	21	47	244	3	25-16-0	150	1	72	394	20	25	112	2	36-19-3	188	1	61	300
01/02	vs Louisville	L	23-33	54,178	ESPN	Indoors	4	21	17	30	111	1	29-16-2	175	1	59	286	23	36	70	1	32-20-1	266	2	68	336

Sugar Bowl

## 2013 FLORIDA Record: 4-8, 3-5 SEC (5th in East)

Date	Opponent	W/L	Score	Att	TV	TMP	Rankings	FLA	-FLA Rushing-	-FLA Passing-	FLA	Total	Opp	-Opp Rushing-	-Opp. Passing-	Opp.	Total									
							FLA	Opp	FD	Att	Yds	TD	A-C-I	Yds	TD	Plays	Yds	FD	Att	Yds	TD	A-C-I	Yds	TD	Plays	Yds
08/31	Toledo	W	24-6	83,604	SECTV	87	10	-	22	48	262	2	22-17-0	153	1	70	415	12	38	17	1	38-17-1	155	0	54	205
09/07	at Miami (Fla.)	L	16-21	76,968	ESPN	81	12	24	22	44	122	1	33-22-2	291	1	77	413	10	28	50	1	25-12-1	162	2	53	212
09/21	Tennessee*	W	31-17	90,074	CBS	88	19	-	20	56	215	3	20-11-1	167	1	76	382	12	23	66	0	34-14-1	154	1	57	220
09/28	at Kentucky*	W	24-7	62,076	ESPNU	78	20	-	22	45	246	2	18-15-1	156	1	63	402	12	21	48	1	26-17-1	125	0	47	173
10/05	Arkansas*	W	30-10	90,943	ESPN2	84	18	-	17	41	115	0	22-16-0	240	3	63	355	17	29	111	1	43-17-1	164	0	72	275
10/12	at LSU*	L	6-17	92,980	CBS	85	17	10	21	40	111	0	28-16-0	129	0	68	240	21	39	175	2	17-9-0	152	0	56	327
10/19	at Missouri*	L	17-36	67,124	SECTV	45	22	14	11	31	59	1	29-15-1	92	0	60	151	24	37	205	2	36-18-1	295	1	73	500
11/02	vs Georgia*	L	20-23	84,693	CBS	69	-	-	18	41	145	2	29-13-0	174	0	70	319	21	35	156	1	26-16-0	258	1	61	414
11/09	Vanderbilt*	L	17-34	88,004	FSN	73	-	-	26	34	39	1	46-30-3	305	1	80	344	13	44	126	4	12-6-0	57	0	56	183
11/16	at South Carolina*	L	14-19	83,853	ESPN2	65	-	11	15	41	200	2	14-10-1	107	0	55	307	15	35	164	0	28-14-0	213	1	63	377
11/23	Georgia Southern	L	20-26	82,459	PPV	81	-	-	15	37	157	0	25-14-0	122	2	62	279	16	54	429	4	3-0-0	0	0	57	429
11/30	Florida State	L	7-37	90,454	ESPN	63	-	2	8	24	78	0	25-20-0	115	1	49	193	20	32	129	1	31-19-1	327	3	63	456

## 2014 FLORIDA Record: 6-5, 4-4 SEC (3rd in East)

Date	Opponent	W/L	Score	Att	TV	TMP	Rankings	FLA	-FLA Rushing-	-FLA Passing-	FLA	Total	Opp	-Opp Rushing-	-Opp. Passing-	Opp.	Total									
							FLA	Opp	FD	Att	Yds	TD	A-C-I	Yds	TD	Plays	Yds	FD	Att	Yds	TD	A-C-I	Yds	TD	Plays	Yds
08/30	Idaho	No Contest	-	-	ESPNU	-	-	-	-	-	-	-	-	-	-	-	-	-	-	-	-	-	-	-	-	-
09/06	Eastern Michigan	W	65-0	81,049	SECN	77	-	-	27	39	259	4	47-33-0	396	3											

## Assistant Coaches



**Bobby Bentley**  
*Running Backs*  
First Year  
**SIDELINE**



**Bryan McClendon**  
*Co-Offensive  
Coordinator/  
Wide Receivers*  
1st Year  
**SIDELINE**



**Kurt Roper**  
*Co-Offensive  
Coordinator/  
Quarterbacks*  
1st Year  
**PRESS BOX**



**Shawn Elliott**  
*Offensive Line*  
Seventh Year  
**SIDELINE**



**Mike Peterson**  
*Outside Linebackers*  
First Year  
**PRESS BOX**



**Lance Thompson**  
*Assistant Head  
Coach - Defense/  
Defensive Line*  
First Year  
**SIDELINE**



**Coleman Hutzler**  
*Special Teams  
Coordinator/  
Linebackers*  
First Year  
**SIDELINE**



**Travaris Robinson**  
*Defensive  
Coordinator/  
Defensive Backs*  
First Year  
**SIDELINE**



**Pat Washington**  
*Tight Ends*  
First Year  
**PRESS BOX**

# 2015 South Carolina Statistics

	SC	OPP
<b>SCORING</b>	<b>263</b>	<b>330</b>
Points Per Game	21.9	27.5
Points Off Turnovers	44	31
<b>FIRST DOWNS</b>	<b>216</b>	<b>263</b>
Rushing	97	133
Passing	107	119
Penalty	12	11
<b>RUSHING YARDAGE</b>	<b>1856</b>	<b>2609</b>
Yards gained rushing	2108	2876
Yards lost rushing	252	267
Rushing Attempts	423	509
Average Per Rush	4.4	5.1
Average Per Game	154.7	217.4
TDs Rushing	11	26
<b>PASSING YARDAGE</b>	<b>2490</b>	<b>2549</b>
Comp-Att-Int	191-351-12	228-347-12
Average Per Pass	7.1	7.3
Average Per Catch	13.0	11.2
Average Per Game	207.5	212.4
TDs Passing	17	15
<b>TOTAL OFFENSE</b>	<b>4346</b>	<b>5158</b>
Total Plays	774	856
Average Per Play	5.6	6.0
Average Per Game	362.2	429.8
<b>KICK RETURNS: #-Yards</b>	<b>34-796</b>	<b>15-286</b>
<b>PUNT RETURNS: #-Yards</b>	<b>12-55</b>	<b>10-81</b>
<b>INT RETURNS: #-Yards</b>	<b>12-37</b>	<b>12-140</b>
<b>KICK RETURN AVERAGE</b>	<b>23.4</b>	<b>19.1</b>
<b>PUNT RETURN AVERAGE</b>	<b>4.6</b>	<b>8.1</b>
<b>INT RETURN AVERAGE</b>	<b>3.1</b>	<b>11.7</b>
<b>FUMBLES-LOST</b>	<b>18-3</b>	<b>20-8</b>
<b>PENALTIES-Yards</b>	<b>60-468</b>	<b>66-538</b>
Average Per Game	39.0	44.8
<b>PUNTS-Yards</b>	<b>55-2434</b>	<b>51-2023</b>
Average Per Punt	44.3	39.7
Net punt average	41.3	35.8
<b>KICKOFFS-Yards</b>	<b>59-3726</b>	<b>66-4054</b>
Average Per Kick	63.2	61.4
Net kick average	40.5	38.8
<b>TIME OF POSSESSION/Game</b>	<b>28:29</b>	<b>31:31</b>
<b>3RD-DOWN Conversions</b>	<b>58/164</b>	<b>78/166</b>
3rd-Down Pct	35%	47%
<b>4TH-DOWN Conversions</b>	<b>11/20</b>	<b>10/17</b>
4th-Down Pct	55%	59%
<b>SACKS BY-Yards</b>	<b>20-137</b>	<b>26-169</b>
<b>MISC YARDS</b>	<b>0</b>	<b>43</b>
<b>TOUCHDOWNS SCORED</b>	<b>29</b>	<b>42</b>
<b>FIELD GOALS-ATTEMPTS</b>	<b>20-28</b>	<b>12-13</b>
<b>ON-SIDE KICKS</b>	<b>0-1</b>	<b>0-0</b>
<b>RED-ZONE SCORES</b>	(31-36) 86%	(38-46) 83%
<b>RED-ZONE TOUCHDOWNS</b>	(17-36) 47%	(30-46) 65%
<b>PAT-ATTEMPTS</b>	(25-25) 100%	(40-41) 98%
<b>ATTENDANCE</b>	<b>472934</b>	<b>404962</b>
Games/Avg Per Game	6/78822	5/80992
Neutral Site Games		1/51664

<b>SCORE BY QUARTERS</b>	<b>1st</b>	<b>2nd</b>	<b>3rd</b>	<b>4th</b>	<b>OT</b>	<b>Total</b>
South Carolina	35	65	99	64	-	263
Opponents	80	116	90	44	-	330

<b>RUSHING</b>	<b>G</b>	<b>Att</b>	<b>Gain</b>	<b>Loss</b>	<b>Net</b>	<b>Avg</b>	<b>TD</b>	<b>Long</b>	<b>Avg/G</b>
Brandon Wilds	9	123	581	14	567	4.6	3	43	63.0
Lorenzo Nuñez	8	59	441	66	375	6.4	2	47	46.9
David Williams	12	86	325	26	299	3.5	0	18	24.9
Shon Carson	11	52	304	7	297	5.7	2	48	27.0
Perry Orth	12	53	235	97	138	2.6	2	66	11.5
Pharoh Cooper	12	24	129	18	111	4.6	1	29	9.2
Connor Mitch	2	14	62	11	51	3.6	1	15	25.5
Sean Kelly	12	1	17	0	17	17.0	0	17	1.4
Rod Talley	12	2	11	0	11	5.5	0	10	0.9
Darius Paulk	12	2	3	0	3	1.5	0	3	0.2
Michael Scarnecchia	1	1	0	0	0	0.0	0	0	0.0
TEAM	7	6	0	13	-13	-2.2	0	0	-1.9
<b>Total.....</b>	<b>12</b>	<b>423</b>	<b>2108</b>	<b>252</b>	<b>1856</b>	<b>4.4</b>	<b>11</b>	<b>66</b>	<b>154.7</b>
<b>Opponents.....</b>	<b>12</b>	<b>509</b>	<b>2876</b>	<b>267</b>	<b>2609</b>	<b>5.1</b>	<b>26</b>	<b>87</b>	<b>217.4</b>

<b>PASSING</b>	<b>G</b>	<b>Effic</b>	<b>Comp-Att-Int</b>	<b>Pct</b>	<b>Yds</b>	<b>TD</b>	<b>Lng</b>	<b>Avg/G</b>
Perry Orth	12	125.15	143-261-9	54.8	1929	12	78	160.8
Lorenzo Nuñez	8	129.78	32-52-3	61.5	376	3	35	47.0
Connor Mitch	2	104.00	13-29-0	44.8	165	1	27	82.5
Pharoh Cooper	12	124.48	2-5-0	40.0	11	1	17	0.9
TEAM	7	0.00	0-2-0	0.0	0	0	0	0.0
Michael Scarnecchia	1	175.60	1-1-0	100.0	9	0	9	9.0
Terry Googer	11	0.00	0-1-0	0.0	0	0	0	0.0
<b>Total.....</b>	<b>12</b>	<b>123.15</b>	<b>191-351-12</b>	<b>54.4</b>	<b>2490</b>	<b>17</b>	<b>78</b>	<b>207.5</b>
<b>Opponents.....</b>	<b>12</b>	<b>134.76</b>	<b>228-347-12</b>	<b>65.7</b>	<b>2549</b>	<b>15</b>	<b>62</b>	<b>212.4</b>

<b>RECEIVING</b>	<b>G</b>	<b>No.</b>	<b>Yds</b>	<b>Avg</b>	<b>TD</b>	<b>Long</b>	<b>Avg/G</b>
Pharoh Cooper	12	66	973	14.7	8	78	81.1
Jerell Adams	12	28	421	15.0	3	36	35.1
Brandon Wilds	9	17	142	8.4	0	20	15.8
Deebo Samuel	5	12	161	13.4	1	48	32.2
Matrick Belton	12	11	121	11.0	0	25	10.1
David Williams	12	11	93	8.5	0	21	7.8
Hayden Hurst	12	8	106	13.2	0	47	8.8
D.J. Neal	9	8	104	13.0	0	28	11.6
Shamier Jeffery	10	7	71	10.1	0	22	7.1
Carlton Heard	11	5	78	15.6	0	31	7.1
Terry Googer	11	5	74	14.8	0	22	6.7
Jacob August	5	4	38	9.5	1	13	7.6
Shon Carson	11	4	24	6.0	2	11	2.2
Kyle Markway	12	3	57	19.0	0	27	4.8
Perry Orth	12	1	17	17.0	1	17	1.4
Jonathan Walton	12	1	10	10.0	1	10	0.8
<b>Total.....</b>	<b>12</b>	<b>191</b>	<b>2490</b>	<b>13.0</b>	<b>17</b>	<b>78</b>	<b>207.5</b>
<b>Opponents.....</b>	<b>12</b>	<b>228</b>	<b>2549</b>	<b>11.2</b>	<b>15</b>	<b>62</b>	<b>212.4</b>

<b>KICKOFF RETURNS</b>	<b>No.</b>	<b>Yds</b>	<b>Avg</b>	<b>TD</b>	<b>Long</b>
Rashad Fenton	14	365	26.1	1	96
Shon Carson	13	309	23.8	0	51
Rod Talley	4	84	21.0	0	24
Deebo Samuel	1	24	24.0	0	23
Kevin Crosby	1	6	6.0	0	6
Bryson Allen-Williams	1	8	8.0	0	8
<b>Total.....</b>	<b>34</b>	<b>796</b>	<b>23.4</b>	<b>1</b>	<b>96</b>
<b>Opponents.....</b>	<b>15</b>	<b>286</b>	<b>19.1</b>	<b>0</b>	<b>33</b>

<b>PUNT RETURNS</b>	<b>No.</b>	<b>Yds</b>	<b>Avg</b>	<b>TD</b>	<b>Long</b>
Pharoh Cooper	12	55	4.6	0	24
<b>Total.....</b>	<b>12</b>	<b>55</b>	<b>4.6</b>	<b>0</b>	<b>24</b>
<b>Opponents.....</b>	<b>10</b>	<b>81</b>	<b>8.1</b>	<b>0</b>	<b>26</b>

# 2015 South Carolina Statistics

SCORING	TD	FGs	PATs				DXP	SafPoints	
			Kick	Rush	Rcv	Pass			
Elliott Fry	0	20-28	25-25	0-0	0	0-1	0	0	85
Pharoh Cooper	9	0-0	0-0	0-1	0	0-0	0	0	54
Shon Carson	4	0-0	0-0	0-0	0	0-0	0	0	24
Perry Orth	3	0-0	0-0	0-0	0	0-0	0	0	18
Brandon Wilds	3	0-0	0-0	0-0	0	0-0	0	0	18
Jerell Adams	3	0-0	0-0	0-0	0	0-0	0	0	18
Lorenzo Nuñez	2	0-0	0-0	1-1	0	0-0	0	0	14
Jonathan Walton	1	0-0	0-0	0-0	0	0-0	0	0	6
Connor Mitch	1	0-0	0-0	0-0	0	0-0	0	0	6
Jacob August	1	0-0	0-0	0-0	0	0-0	0	0	6
Deebo Samuel	1	0-0	0-0	0-0	0	0-0	0	0	6
Rashad Fenton	1	0-0	0-0	0-0	0	0-0	0	0	6
TEAM	0	0-0	0-0	0-0	0	0-0	0	1	2
Brandon Shell	0	0-0	0-0	0-1	0	0-0	0	0	0
<b>Total.....</b>	<b>29</b>	<b>20-28</b>	<b>25-25</b>	<b>1-3</b>	<b>0</b>	<b>0-1</b>	<b>0</b>	<b>1</b>	<b>263</b>
<b>Opponents.....</b>	<b>42</b>	<b>12-13</b>	<b>40-41</b>	<b>0-1</b>	<b>0</b>	<b>0-0</b>	<b>1</b>	<b>0</b>	<b>330</b>

FIELD GOALS	M-A	Pct	01-19	20-29	30-39	40-49	50+	Lg	Blk
Elliott Fry	20-28	71.4	1-1	9-9	4-5	4-8	2-5	52	0

FG SEQUENCE	South Carolina	OPPONENTS
North Carolina	(25),57	(47),(38)
Kentucky	42,(27),(29),(21)	(29)
Georgia	(45),(51)	(30)
UCF	(52),49,(27),(33)	-
Missouri	(34),44	(21)
LSU	(21)	(29)
Vanderbilt	(47),(31),39,55,(19),(22)	(23)
Texas A&M	-	25
Tennessee	46,(43)	(44),(27)
Florida	-	(39)
The Citadel	(36),(25),(40)	(48)
Clemson	55,(21)	(36)

Numbers in (parentheses) indicate field goal was made.

PUNTING	No.	Yds	Avg	Long	TB	FC	I20	50+	Blkd
Sean Kelly	55	2434	44.3	69	4	16	25	14	0
<b>Total.....</b>	<b>55</b>	<b>2434</b>	<b>44.3</b>	<b>69</b>	<b>4</b>	<b>16</b>	<b>25</b>	<b>14</b>	<b>0</b>
<b>Opponents.....</b>	<b>51</b>	<b>2023</b>	<b>39.7</b>	<b>71</b>	<b>7</b>	<b>16</b>	<b>14</b>	<b>8</b>	<b>0</b>

KICKOFFS	No.	Yds	Avg	TB	OB	Retn	Net	YdLn
Landon Ard	59	3726	63.2	42	1			
<b>Total.....</b>	<b>59</b>	<b>3726</b>	<b>63.2</b>	<b>42</b>	<b>1</b>	<b>286</b>	<b>40.5</b>	<b>24</b>
<b>Opponents.....</b>	<b>66</b>	<b>4054</b>	<b>61.4</b>	<b>28</b>	<b>2</b>	<b>796</b>	<b>38.8</b>	<b>26</b>

INTERCEPTIONS	No.	Yds	Avg	TD	Long
Skai Moore	4	25	6.2	0	14
T.J. Holloman	2	8	4.0	0	8
Isaiah Johnson	1	0	0.0	0	0
Bryson Allen-Williams	1	0	0.0	0	0
Jordan Diggs	1	2	2.0	0	2
Gerald Dixon	1	-1	-1.0	0	0
Chris Lammons	1	0	0.0	0	0
T.J. Gurley	1	3	3.0	0	3
<b>Total.....</b>	<b>12</b>	<b>37</b>	<b>3.1</b>	<b>0</b>	<b>14</b>
<b>Opponents.....</b>	<b>12</b>	<b>140</b>	<b>11.7</b>	<b>1</b>	<b>60</b>

FUMBLE RETURNS	No.	Yds	Avg	TD	Long
T.J. Holloman	2	19	9.5	0	11
Dante Sawyer	1	1	1.0	0	1
<b>Total.....</b>	<b>3</b>	<b>20</b>	<b>6.7</b>	<b>0</b>	<b>11</b>
<b>Opponents.....</b>	<b>0</b>	<b>0</b>	<b>0.0</b>	<b>0</b>	<b>0</b>

TOTAL OFFENSE	G	Plays	Rush	Pass	Total	Avg/G
Perry Orth	12	314	138	1929	2067	172.2
Lorenzo Nuñez	8	111	375	376	751	93.9
Brandon Wilds	9	123	567	0	567	63.0
David Williams	12	86	299	0	299	24.9
Shon Carson	11	52	297	0	297	27.0
Connor Mitch	2	43	51	165	216	108.0
Pharoh Cooper	12	29	111	11	122	10.2
Sean Kelly	12	1	17	0	17	1.4
Rod Talley	12	2	11	0	11	0.9
Michael Scarneccchia	1	2	0	9	9	9.0
Darius Paulk	12	2	3	0	3	0.2
TEAM	7	8	-13	0	-13	-1.9
<b>Total.....</b>	<b>12</b>	<b>774</b>	<b>1856</b>	<b>2490</b>	<b>4346</b>	<b>362.2</b>
<b>Opponents.....</b>	<b>12</b>	<b>856</b>	<b>2609</b>	<b>2549</b>	<b>5158</b>	<b>429.8</b>

ALL PURPOSE	G	Rush	Rec	PR	KOR	IR	Tot	Avg/G
Pharoh Cooper	12	111	973	55	0	0	1139	94.9
Brandon Wilds	9	567	142	0	0	0	709	78.8
Shon Carson	11	297	24	0	309	0	630	57.3
Jerell Adams	12	0	421	0	0	0	421	35.1
David Williams	12	299	93	0	0	0	392	32.7
Lorenzo Nuñez	8	375	0	0	0	0	375	46.9
Rashad Fenton	10	0	0	0	365	0	365	36.5
Deebo Samuel	5	0	161	0	24	0	185	37.0
Perry Orth	12	138	17	0	0	0	155	12.9
Matrick Belton	12	0	121	0	0	0	121	10.1
Hayden Hurst	12	0	106	0	0	0	106	8.8
D.J. Neal	9	0	104	0	0	0	104	11.6
Rod Talley	12	11	0	0	84	0	95	7.9
Carlton Heard	11	0	78	0	0	0	78	7.1
Terry Googer	11	0	74	0	0	0	74	6.7
Shamier Jeffery	10	0	71	0	0	0	71	7.1
Kyle Markway	12	0	57	0	0	0	57	4.8
Connor Mitch	2	51	0	0	0	0	51	25.5
Jacob August	5	0	38	0	0	0	38	7.6
Skai Moore	12	0	0	0	0	25	25	2.1
Sean Kelly	12	17	0	0	0	0	17	1.4
Jonathan Walton	12	0	10	0	0	0	10	0.8
T.J. Holloman	10	0	0	0	0	8	8	0.8
Allen-Williams	12	0	0	0	8	0	8	0.7
Kevin Crosby	10	0	0	0	6	0	6	0.6
T.J. Gurley	12	0	0	0	0	3	3	0.2
Darius Paulk	12	3	0	0	0	0	3	0.2
Jordan Diggs	12	0	0	0	0	2	2	0.2
Gerald Dixon	9	0	0	0	0	-1	-1	-0.1
TEAM	7	-13	0	0	0	0	-13	-1.9
<b>Total.....</b>	<b>12</b>	<b>1856</b>	<b>2490</b>	<b>55</b>	<b>796</b>	<b>37</b>	<b>5234</b>	<b>436.2</b>
<b>Opponents.....</b>	<b>12</b>	<b>2609</b>	<b>2549</b>	<b>81</b>	<b>286</b>	<b>140</b>	<b>5708</b>	<b>475.7</b>

## 2015 South Carolina Defensive Statistics

No.	DEFENSIVE LEADERS	GP	-----Tackles-----			TFL/Yds	-Sacks-	---Pass Def---		QBH	--Fumbles--		Blkd	Saf
			Solo	Ast	Total			Int-Yds	BrUp		Rcv-Yds	FF		
10	Skai Moore	12	69	42	111	6.5-21	2.0-11	4-25	4	1	1-0	3	.	.
21	Isaiah Johnson	12	45	29	74	1.5-2	.	1-0	3	.	.	.	.	.
11	T.J. Holloman	10	42	21	63	2.5-3	.	2-8	2	3	3-19	.	.	.
20	T.J. Gurley	12	43	16	59	2.5-11	.	1-3	3	1	1-0	1	.	.
42	Jordan Diggs	12	25	23	48	0.5-0	.	1-2	.	.	.	1	.	.
8	Marquavius Lewis	12	26	19	45	4.5-23	3.0-20	.	1	6	.	.	.	.
28	Jonathan Walton	12	29	13	42	5.0-19	1.0-10	.	.	2	.	2	.	.
44	Gerald Dixon	9	22	19	41	4.0-9	1.0-5	1--1	1	.	.	1	.	.
1	Rico McWilliams	12	24	8	32	1.0-1	.	.	2	.	1-0	.	.	.
5	Darius English	11	19	9	28	6.0-39	4.5-36	.	.	3	.	2	.	.
92	Gerald Dixon Jr	12	16	12	28	2.0-3	.	.	1	1	.	1	.	.
52	Phillip Dukes	12	20	7	27	5.0-13	1.5-5	.	.	.	1-0	1	.	.
7	Al Harris Jr	11	18	7	25	1.0-2	.	.	4	.	.	.	.	.
3	Chris Lammons	8	18	6	24	1.5-5	.	1-0	4	.	.	.	.	.
4	Bryson Allen-Williams	12	14	9	23	3.5-9	.	1-0	.	1	.	.	.	.
24	D.J. Smith	12	18	4	22	1.0-3	.	.	1	.	.	.	.	.
55	David Johnson	10	14	6	20	1.5-1	.	.	.	2	.	.	.	.
95	Dante Sawyer	11	9	8	17	2.5-18	2.5-18	.	1	1	1-1	.	.	.
94	Kelsey Griffin	11	9	5	14	3.5-17	2.5-13	.	.	.	.	.	.	.
49	Boosie Whitlow	12	9	5	14	5.0-17	1.0-10	.	1	4	.	.	.	.
18	Cedrick Cooper	7	6	3	9	2.0-10	1.0-9	.	.	.	.	.	.	.
90	Taylor Stallworth	9	5	3	8	1.0-1	.	.	1	.	.	.	.	.
99	Abu Lamin	10	4	1	5	.	.	.	.	.	.	.	.	.
30	Darius Paulk	12	4	1	5	.	.	.	.	.	.	.	.	.
6S	Chris Moody	12	3	1	4	0.5-1	.	.	1	.	.	.	.	.
19	Landon Ard	12	1	2	3	.	.	.	.	.	.	.	.	.
18	Jalen Henry	10	3	.	3	.	.	.	.	.	.	.	.	.
32	Rod Talley	12	2	.	2	.	.	.	.	.	.	.	.	.
74	Mason Zandi	10	2	.	2	.	.	.	.	.	.	.	.	.
91	Shameik Blackshear	2	1	1	2	.	.	.	.	.	.	.	.	.
16	Rashad Fenton	10	2	.	2	.	.	.	.	.	.	.	.	.
89	Jerell Adams	12	2	.	2	.	.	.	.	.	.	.	.	.
13	Sean Kelly	12	2	.	2	.	.	.	.	.	.	.	.	.
12	Ernest Hawkins	6	.	1	1	.	.	.	.	.	.	.	.	.
23	Larenz Bryant	10	.	1	1	.	.	.	.	1	.	.	.	.
17	Chaz Elder	2	1	.	1	.	.	.	.	.	.	.	.	.
78	Zack Bailey	12	1	.	1	.	.	.	.	.	.	.	.	.
81	Hayden Hurst	12	1	.	1	.	.	.	.	.	.	.	.	.
1	Deebo Samuel	5	1	.	1	.	.	.	.	.	.	.	.	.
47	Drew Williams	12	1	.	1	.	.	.	.	.	.	.	.	.
33	David Williams	12	1	.	1	.	.	.	.	.	.	.	.	.
11	Pharoh Cooper	12	1	.	1	.	.	.	.	.	.	.	.	.
TM	TEAM	7	.	.	.	.	.	.	.	.	.	.	.	1
<b>Total.....</b>		<b>12</b>	<b>533</b>	<b>282</b>	<b>815</b>	<b>64-228</b>	<b>20-137</b>	<b>12-37</b>	<b>30</b>	<b>26</b>	<b>8-20</b>	<b>12</b>	<b>.</b>	<b>1</b>
<b>Opponents.....</b>		<b>12</b>	<b>483</b>	<b>234</b>	<b>717</b>	<b>69-264</b>	<b>26-169</b>	<b>12-140</b>	<b>38</b>	<b>26</b>	<b>3-0</b>	<b>13</b>	<b>.</b>	<b>.</b>

## 2015 South Carolina Defensive Statistics

TOTAL TACKLES	UA-A	TOT	NC	UK	UGA	UCF	MIZ	LSU	VANDY	TAMU	UT	UF	CIT	CU
Skai Moore	69-42	111	5-6	7-1	7-5	7-2	8-4	4-2	6-5	6-8	3-3	3-3	2-1	11-2
Isaiah Johnson	45-29	74	4-1	5-4	4-3	2-0	3-4	2-3	5-3	8-3	3-3	2-0	2-4	5-1
T.J. Holloman	42-21	63	DNP	DNP	1-3	5-1	3-3	4-2	2-1	5-3	5-2	5-3	6-0	6-3
T.J. Gurley	43-16	59	2-1	2-1	2-1	8-2	3-1	3-1	4-1	4-2	4-2	4-0	4-1	3-3
Jordan Diggs	25-23	48	1-3	3-0	3-4	-	3-2	5-2	3-3	3-3	-	2-2	-	2-4
Marquavius Lewis	26-19	45	1-3	1-0	0-1	1-0	3-5	6-3	4-0	1-2	3-1	1-1	3-0	2-3
Jonathan Walton	29-13	42	2-2	10-1	3-2	-	-	3-1	2-1	0-1	2-0	1-1	5-3	1-1
Gerald Dixon	22-19	41	DNP	1-0	1-4	DNP	DNP	1-4	-	1-1	4-1	6-0	7-6	1-3
Rico McWilliams	24-8	32	1-1	1-1	-	4-2	2-0	1-1	1-0	1-1	2-1	6-0	-	5-1
Gerald Dixon Jr	16-12	28	1-2	2-0	3-2	1-0	-	4-2	0-1	0-2	2-1	1-1	2-1	-
Darius English	19-9	28	1-2	2-0	2-4	-	1-0	DNP	4-2	2-0	1-0	1-0	2-1	3-0
Phillip Dukes	20-7	27	2-1	1-0	0-1	1-0	1-2	1-0	1-0	-	4-0	3-2	6-1	-
Al Harris Jr	18-7	25	0-1	5-1	3-3	1-0	2-0	2-1	1-1	1-0	2-0	-	DNP	1-0
Chris Lammons	18-6	24	4-1	DNP	DNP	DNP	2-0	3-2	3-0	1-0	1-0	3-1	1-2	DNP
Bryson Allen-Williams	14-9	23	0-1	-	2-4	-	-	4-1	1-2	-	1-0	4-0	2-1	-
D.J. Smith	18-4	22	-	-	1-0	1-0	3-1	3-1	1-1	4-0	2-0	1-0	1-0	1-1
David Johnson	14-6	20	-	2-0	-	1-0	1-1	2-2	DNP	2-1	2-0	1-0	DNP	3-2
Dante Sawyer	9-8	17	2-0	2-0	0-2	1-0	1-2	-	-	0-1	3-2	0-1	DNP	-
Boosie Whitlow	9-5	14	-	-	-	3-1	-	-	1-0	2-1	1-2	1-0	1-0	0-1
Kelsey Griffin	9-5	14	1-2	2-0	0-1	-	DNP	-	-	0-1	-	2-1	3-0	1-0
Cedrick Cooper	6-3	9	3-2	1-0	0-1	1-0	1-0	DNP	DNP	DNP	DNP	-	DNP	-
Taylor Stallworth	5-3	8	0-1	1-0	0-1	2-0	DNP	-	2-0	-	DNP	DNP	-	0-1
Abu Lamin	4-1	5	DNP	-	-	-	1-0	-	-	1-0	DNP	1-0	1-1	-
Darius Paulk	4-1	5	-	-	2-0	-	-	-	1-0	-	1-1	-	-	-
Chris Moody	3-1	4	-	-	1-0	-	-	2-0	0-1	-	-	-	-	-
Jalen Henry	3-0	3	DNP	-	-	-	DNP	2-0	1-0	-	-	-	-	-
Landon Ard	1-2	3	-	0-1	-	1-0	-	-	-	-	0-1	-	-	-
Rod Talley	2-0	2	1-0	-	1-0	-	-	-	-	-	-	-	-	-
Jerell Adams	2-0	2	-	-	-	-	-	-	-	-	1-0	-	-	1-0
Mason Zandi	2-0	2	-	-	-	-	1-0	-	-	-	1-0	-	DNP	DNP
Rashad Fenton	2-0	2	DNP	-	-	-	-	2-0	-	-	DNP	-	-	-
Shameik Blackshear	1-1	2	DNP	DNP	DNP	-	1-1	DNP	DNP	DNP	DNP	DNP	DNP	DNP
Sean Kelly	2-0	2	1-0	-	-	-	1-0	-	-	-	-	-	-	-
Zack Bailey	1-0	1	-	-	-	-	1-0	-	-	-	-	-	-	-
Hayden Hurst	1-0	1	-	-	-	-	-	-	-	-	-	1-0	-	-
Pharoh Cooper	1-0	1	-	-	1-0	-	-	-	-	-	-	-	-	-
Larenz Bryant	0-1	1	-	-	-	0-1	-	-	-	-	-	-	DNP	DNP
Ernest Hawkins	0-1	1	-	-	DNP	0-1	DNP	-	DNP	DNP	DNP	DNP	-	-
David Williams	1-0	1	-	-	-	-	-	-	1-0	-	-	-	-	-
Deebo Samuel	1-0	1	-	1-0	-	DNP	DNP	DNP	DNP	DNP	DNP	DNP	-	-
Chaz Elder	1-0	1	DNP	DNP	1-0	DNP	DNP	DNP	DNP	DNP	DNP	DNP	DNP	-
Drew Williams	1-0	1	-	-	-	-	-	-	-	-	-	-	1-0	-

# 2015 South Carolina Statistics

Team	1st		Rushing	Passing	Total Offense	Punts	Fumbles	Penalties	KO Ret.	Punt Ret.	Int. Ret.	3rd	Time of
	Score	Downs	No-Yds-TD	C-A-I-Yds-TD	Play-Yds-TD	No-Avg	No-Lost	No-Yds	No-Yds	No-Yds	No-Yds	Dns	Poss
North Carolina	13	20	33-208-0	19-33-3-232-1	64-440-1	3-31.0	0-0	6-30	0-0	0-(-1)	0-0	5-13	24:22
<b>SC</b>	<b>17</b>	<b>22</b>	<b>47-254-1</b>	<b>12-27-0-140-1</b>	<b>74-394-2</b>	<b>5-46.2</b>	<b>0-0</b>	<b>8-60</b>	<b>1-24</b>	<b>0-0</b>	<b>3-2</b>	<b>7-15</b>	<b>35:38</b>
Kentucky	26	19	38-207-3	21-29-1-192-0	67-399-3	5-36.4	3-0	7-74	2-33	0-0	1-3	4-14	31:48
<b>SC</b>	<b>22</b>	<b>22</b>	<b>34-195-1</b>	<b>17-27-1-222-1</b>	<b>61-417-2</b>	<b>3-40.7</b>	<b>1-0</b>	<b>5-50</b>	<b>2-42</b>	<b>2-24</b>	<b>1-14</b>	<b>2-10</b>	<b>28:12</b>
<b>SC</b>	<b>20</b>	<b>16</b>	<b>39-174-2</b>	<b>10-22-1-84-0</b>	<b>61-258-2</b>	<b>5-40.8</b>	<b>2-0</b>	<b>4-40</b>	<b>6-162</b>	<b>1-14</b>	<b>0-0</b>	<b>4-14</b>	<b>30:38</b>
Georgia	52	32	38-246-4	24-25-0-330-3	63-576-7	2-40.5	2-1	7-74	3-40	2-22	1-33	1-4	29:22
UCF	14	15	23-26-1	23-38-2-204-1	61-230-2	5-45.6	0-0	5-31	2-48	0-0	0-0	3-12	26:06
<b>SC</b>	<b>31</b>	<b>20</b>	<b>43-216-1</b>	<b>12-25-0-184-2</b>	<b>68-400-3</b>	<b>4-45.0</b>	<b>1-1</b>	<b>2-20</b>	<b>3-68</b>	<b>2-12</b>	<b>2-8</b>	<b>7-16</b>	<b>33:54</b>
<b>SC</b>	<b>10</b>	<b>17</b>	<b>34-112-0</b>	<b>17-30-3-186-1</b>	<b>64-298-1</b>	<b>4-35.5</b>	<b>0-0</b>	<b>4-35</b>	<b>1-21</b>	<b>0-0</b>	<b>0-0</b>	<b>5-13</b>	<b>28:04</b>
Missouri	24	18	42-163-1	21-28-0-136-2	70-299-3	5-35.8	1-0	3-29	0-0	1-10	3-23	9-16	31:56
<b>SC</b>	<b>24</b>	<b>12</b>	<b>20-74-0</b>	<b>15-30-1-209-2</b>	<b>50-283-2</b>	<b>3-44.3</b>	<b>1-0</b>	<b>5-32</b>	<b>3-124</b>	<b>0-0</b>	<b>0-0</b>	<b>5-12</b>	<b>20:07</b>
LSU	45	29	54-396-4	18-29-0-228-2	83-624-6	3-38.3	2-0	7-50	2-41	1-(-1)	1-0	9-15	39:53
Vanderbilt	10	20	35-155-0	21-42-3-177-1	77-332-1	6-38.2	5-2	6-53	2-34	1-2	1-0	6-15	32:50
<b>SC</b>	<b>19</b>	<b>17</b>	<b>37-152-0</b>	<b>17-29-1-272-1</b>	<b>66-424-1</b>	<b>5-42.6</b>	<b>2-1</b>	<b>6-39</b>	<b>3-53</b>	<b>1-4</b>	<b>3-11</b>	<b>2-13</b>	<b>27:10</b>
<b>SC</b>	<b>28</b>	<b>19</b>	<b>43-253-4</b>	<b>15-24-2-192-0</b>	<b>67-445-4</b>	<b>6-39.0</b>	<b>3-0</b>	<b>5-26</b>	<b>2-32</b>	<b>0-0</b>	<b>0-0</b>	<b>5-13</b>	<b>29:01</b>
Texas A&M	35	29	54-321-3	20-28-0-223-1	82-544-4	5-42.4	0-0	3-35	0-0	0-0	2-69	6-13	30:59
<b>SC</b>	<b>24</b>	<b>23</b>	<b>40-152-0</b>	<b>20-39-0-233-3</b>	<b>79-385-3</b>	<b>6-49.7</b>	<b>2-1</b>	<b>6-40</b>	<b>2-32</b>	<b>1-(-3)</b>	<b>1-0</b>	<b>6-17</b>	<b>32:21</b>
Tennessee	27	19	41-153-1	20-34-1-255-2	75-408-3	5-44.2	3-2	6-47	3-51	3-49	0-0	9-18	27:49
Florida	24	20	43-148-2	19-33-2-256-1	76-404-3	4-46.5	1-0	8-55	1-19	0-0	2-5	11-19	39:56
<b>SC</b>	<b>14</b>	<b>13</b>	<b>23-21-0</b>	<b>14-25-2-180-2</b>	<b>48-201-2</b>	<b>6-46.7</b>	<b>2-0</b>	<b>4-45</b>	<b>1-15</b>	<b>3-7</b>	<b>2-2</b>	<b>3-10</b>	<b>20:04</b>
The Citadel	23	17	61-350-3	2-3-0-37-0	64-387-3	5-39.6	0-0	7-55	1-22	1-0	0-0	6-14	32:32
<b>SC</b>	<b>22</b>	<b>18</b>	<b>25-72-1</b>	<b>28-43-0-367-1</b>	<b>68-439-2</b>	<b>3-49.3</b>	<b>0-0</b>	<b>7-51</b>	<b>5-127</b>	<b>2-(-3)</b>	<b>0-0</b>	<b>6-16</b>	<b>27:28</b>
Clemson	37	25	47-236-4	20-27-0-279-1	74-515-5	3-33.0	3-3	1-5	0-0	0-0	1-7	9-13	30:45
<b>SC</b>	<b>32</b>	<b>17</b>	<b>38-181-1</b>	<b>14-30-1-221-3</b>	<b>68-402-4</b>	<b>5-49.8</b>	<b>2-0</b>	<b>4-30</b>	<b>5-96</b>	<b>0-0</b>	<b>0-0</b>	<b>6-15</b>	<b>29:15</b>

# 2015 South Carolina Game-by-Game Starters

## South Carolina Offense

POS.	UNC	KENTUCKY	GEORGIA	UCF	MIZZOU	LSU	VANDY	TEXAS A&M	TENNESSEE	FLORIDA	CITADEL	CLEMSON
WR	P. Cooper	P. Cooper	P. Cooper	P. Cooper	P. Cooper	P. Cooper	P. Cooper	P. Cooper	P. Cooper	P. Cooper	P. Cooper	P. Cooper
WR	Samuel	Jeffery	Samuel	Neal	Belton	Belton	Belton	Neal	Neal	Belton	Belton	Samuel
WR	Heard	Heard	Googer	August (TE)	August (TE)	August (TE)	Jeffery	Googer	Heard	Hurst	Markway (TE)	Heard
TE	Adams	Adams	Adams	Adams	Adams	Adams	Adams	Da. Williams (RB)	Da. Williams (RB)	Adams	Adams	Da. Williams (RB)
LT	Shell	Shell	Shell	Shell	Shell	Shell	Shell	Shell	Shell	Shell	Shell	Shell
LG	Matulis	Matulis	Matulis	Matulis	Matulis	Matulis	Matulis	Matulis	Matulis	Matulis	Bailey	Bailey
OC	Knott	Knott	Knott	Bailey	Bailey	Knott	Bailey	Knott	Knott	Knott	Knott	Knott
RG	Sport	Sport	Sport	Sport	Sport	Sport	Sport	Sport	Sport	Sport	Sport	Sport
RT	Zandi	Zandi	Zandi	Zandi	Zandi	Zandi	Zandi	Zandi	Zandi	Zandi	Camper	Matulis
QB	Mitch	Mitch	Orth	Nuñez	Nuñez	Orth	Orth	Orth	Orth	Orth	Orth	Orth
TB	Wilds	Wilds	Wilds	Carson	Carson	Da. Williams	Wilds	Wilds	Wilds	Wilds	Wilds	Wilds

## South Carolina Defense

POS.	UNC	KENTUCKY	GEORGIA	UCF	MIZZOU	LSU	VANDY	TEXAS A&M	TENNESSEE	FLORIDA	CITADEL	CLEMSON
DE	C. Cooper	C. Cooper	C. Cooper	D. Johnson	D. Johnson	D. Johnson	Whitlow	Whitlow	Whitlow	Dixon	Dixon	Dixon
DT	Stallworth	Stallworth	Stallworth	Sawyer	Sawyer	Sawyer	Stallworth	Stallworth	Sawyer	Dukes	Dukes	Dukes
DT	Dixon Jr.	Dixon Jr.	Dixon Jr.	Dixon Jr.	Dixon Jr.	Dixon Jr.	Dixon Jr.	Dixon Jr.	Dixon Jr.	Dixon Jr.	Dixon Jr.	Dixon Jr.
DE	Lewis	Lewis	Lewis	Lewis	Lewis	Lewis	Lewis	Lewis	Lewis	Lewis	Lewis	Lewis
MLB	Moore	Moore	Moore	Holloman	Holloman	Holloman	Holloman	Holloman	Holloman	Holloman	Holloman	Holloman
WLB	Walton	Walton	Walton	Moore	Moore	Moore	Moore	Moore	Moore	Moore	Allen-Williams	Moore
SLB	-	Bryant	-	-	-	Walton	-	-	-	Walton	Walton	-
SPUR	Gurley	-	Gurley	Gurley	Gurley	-	Gurley	Gurley	Gurley	-	-	Gurley
CB	Lammons	Harris Jr.	Harris Jr.	Harris Jr.	Harris Jr.	Harris Jr.	Harris Jr.	Harris Jr.	Harris Jr.	Lammons	Lammons	Harris Jr.
FS	I. Johnson	I. Johnson	I. Johnson	I. Johnson	I. Johnson	I. Johnson	I. Johnson	I. Johnson	I. Johnson	I. Johnson	I. Johnson	I. Johnson
SS	Diggs	Diggs	Diggs	Diggs	Diggs	Diggs	Diggs	Diggs	Smith	Diggs	Gurley	Diggs
CB	McWilliams	McWilliams	Elder	McWilliams	McWilliams	McWilliams	McWilliams	Lammons	McWilliams	McWilliams	McWilliams	McWilliams

# 2015 South Carolina Individual Statistics

## Individual Rushing (Att-Yds/TD)

PLAYER	TOT	UNC	UK	UGA	UCF	MIZZ	LSU	VANDY	A&M	TENN	FLA	CIT	CLEM
Brandon Wilds	123-567/3	14-51/0	16-106/0	5-24/0	DNP	DNP	DNP	24-119/0	17-128/2	20-79/0	8-12/0	16-40/1	3-8/0
Lorenzo Nuñez	59-375/2	DNP	2-40/0	10-76/1	18-123/0	15-60/0	DNP	DNP	1-7/1	2-0/0	1--6/0	DNP	10-75/0
David Williams	86-299/0	10-42/0	5-18/0	6-22/0	14-32/0	9-40/0	7-25/0	7-49/0	10-27/0	5-7/0	3-14/0	5-3/0	5-20/0
Shon Carson	52-297/2	4-75/1	5-36/0	7-7/0	7-35/0	8-5/0	6-26/0	DNP	2-11/0	3-23/0	-	2-27/0	8-52/1
Perry Orth	53-138/2	2-7/0	1--5/0	3--2/1	-	2-7/0	4-16/0	4--13/0	11-64/1	9-42/0	7--16/0	2-2/0	8-36/0
Pharoh Cooper	24-111/1	4-20/0	-	5-34/0	3-27/1	-	2-7/0	-	2-16/0	1-1/0	3-16/0	-	4--10/0
Connor Mitch	14-51/1	10-44/0	4-7/1	DNP	DNP	DNP	DNP	DNP	DNP	DNP	DNP	DNP	DNP
Sean Kelly	1-17/0	1-17/0	-	-	-	-	-	-	-	-	-	-	-
Rod Talley	2-11/0	-	-	1-10/0	-	-	-	-	-	-	1-1/0	-	-
Darius Paulk	2-3/0	-	-	2-3/0	-	-	-	-	-	-	-	-	-
M. Scarnecchia	1-0/0	DNP	DNP	DNP	DNP	DNP	1-0/0	DNP	DNP	DNP	DNP	DNP	DNP
TEAM	6--13/0	2--2/0	1--7/0	-	1--1/0	DNP	-	2--3/0	DNP	-	DNP	DNP	DNP

## Individual Passing (Cmp-Att-Int-Yds-TD)

	P. COOPER	GOOGER	MITCH	NUÑEZ	ORTH	SCARNECCHIA
North Carolina	1-2-0(-6)-0	-	9-22-0-122-1	DNP	2-2-0-24-0	DNP
Kentucky	-	-	4-7-0-43-0	-	13-20-1-179-1	DNP
Georgia	-	-	DNP	4-5-0-18-0	6-17-1-66-0	DNP
UCF	-	-	DNP	12-22-0-184-2	0-3-0-0-0	DNP
Missouri	0-1-0-0	-	DNP	15-24-3-172-1	2-5-0-14-0	DNP
LSU	-	0-1-0-0-0	DNP	DNP	14-28-1-200-2	1-1-0-9-0
Vanderbilt	-	-	DNP	DNP	17-28-1-272-1	DNP
Texas A&M	-	-	DNP	-	15-24-2-192-0	DNP
Tennessee	-	-	DNP	-	20-39-0-233-3	DNP
Florida	1-1-0-17-1	-	DNP	-	13-24-2-163-1	DNP
The Citadel	-	-	DNP	DNP	28-43-0-367-1	DNP
Clemson	0-1-0-0-0	-	DNP	1-1-0-2-0	13-28-1-219-3	DNP

## Individual Receiving (Rec-Yds/TD)

PLAYER	TOT	UNC	UK	UGA	UCF	MIZZ	LSU	VANDY	A&M	TENN	FLA	CIT	CLEM
Pharoh Cooper	66-973/8	3-45/1	9-100/0	1-6/0	4-69/1	9-102/0	7-105/1	7-160/1	4-22/0	4-47/1	3-40/1	11-191/1	4-86/1
Jerrell Adams	28-421/3	2-18/0	3-52/1	1-15/0	3-47/0	3-32/0	1-36/1	2-32/0	1-1/0	2-37/1	4-46/0	6-105/0	-
Deebo Samuel	12-161/1	-	1-10/0	2-20/0	DNP	DNP	DNP	DNP	DNP	DNP	DNP	4-27/0	5-104/1
Brandon Wilds	17-142/0	4-44/0	2-22/0	-	DNP	DNP	DNP	2-10/0	2-15/0	3-19/0	1-16/0	3-16/0	-
Mattrick Belton	11-121/0	-	-	4-18/0	-	1-10/0	1-15/0	-	-	2-34/0	2-33/0	1-11/0	-
Hayden Hurst	8-106/0	-	-	-	-	-	1-9/0	-	1-47/0	2-29/0	2-12/0	2-9/0	-
D.J. Neal	8-104/0	DNP	-	1-15/0	-	-	-	4-49/0	1-14/0	1-22/0	DNP	DNP	1-4/0
David Williams	11-93/0	-	-	-	-	1-5/0	2-9/0	1-8/0	3-43/0	3-17/0	-	-	1-11/0
Carlton Heard	5-78/0	1--6/0	1-31/0	-	2-38/0	1-15/0	DNP	-	-	-	-	-	-
Terry Googer	5-74/0	2-39/0	-	-	-	-	-	1-13/0	-	1-14/0	-	1-8/0	DNP
Shamier Jeffery	7-71/0	-	-	DNP	1-9/0	DNP	3-35/0	-	2-23/0	1-4/0	-	-	-
Kyle Markway	3-57/0	-	-	-	-	1-14/0	-	-	1-27/0	-	1-16/0	-	-
Jacob August	4-38/1	DNP	1-7/0	1-10/0	2-21/1	-	-	DNP	DNP	DNP	DNP	DNP	DNP
Shon Carson	4-24/2	-	-	-	-	1-8/1	-	DNP	-	-	-	-	3-16/1
Perry Orth	1-17/1	-	-	-	-	-	-	-	-	-	1-17/1	-	-
Jonathan Walton	1-10/1	-	-	-	-	-	-	-	-	1-10/1	-	-	-

## Game-by-Game Leaders

Opponent	Rushing	Passing	Receiving (No.)	Receiving (Yds.)	Tackles
North Carolina	Carson 4-75/1	Mitch 9-22-0-122-1	Wilds 4-44/0	Wilds 4-44/0	Moore 5-6-11
Kentucky	Wilds 16-106/0	Orth 13-20-1-179-1	Cooper 9-100/0	Cooper 9-100/0	Walton 10-1-11
Georgia	Nuñez 10-76/1	Orth 6-17-1-66-0	Belton 4-18/0	Samuel 2-20/0	Moore 7-5-12
UCF	Nuñez 18-123/0	Nuñez 12-22-0-184-2	P. Cooper 4-69/1	P. Cooper 4-69/1	Gurley 8-2-10
Missouri	Nuñez 15-60/0	Nuñez 15-24-3-172-1	P. Cooper 9-102/0	P. Cooper 9-102/0	Moore 8-4-12
LSU	Carson 6-26/0	Orth 14-28-1-200-2	P. Cooper 7-105/1	P. Cooper 7-105/1	Lewis 6-3-9
Vanderbilt	Wilds 24-119/0	Orth 17-28-1-272-1	P. Cooper 7-160/1	P. Cooper 7-160/1	Moore 6-5-11
Texas A&M	Wilds 17-128/2	Orth 15-24-2-192-0	P. Cooper 4-22/0	Hurst 1-47/0	Moore 6-8-14
Tennessee	Wilds 20-79/0	Orth 20-39-0-233-3	P. Cooper 4-47/1	P. Cooper 4-47/1	Holloman 5-2-7
Florida	P. Cooper 3-16/0	Orth 13-24-2-163-1	Adams 4-46/0	Adams 4-46/0	Holloman 5-3-8
The Citadel	Wilds 16-40/1	Orth 28-43-0-367-1	P. Cooper 11-191/1	P. Cooper 11-191/1	Dixon 7-6-13
Clemson	Nuñez 10-75/0	Orth 13-28-1-219-3	Samuel 5-104/1	Samuel 5-104/1	Moore 11-2-13

# 2015 Scoring Drives

## South Carolina

North Carolina	Qtr	Plays	Yards	TOP	Result
P. Cooper 9-yard pass from Mitch	2	11	75	5:25	TD
Fry 25-yard field goal	2	11	68	5:12	FG
Carson 48-yard run	4	4	64	2:08	TD
Kentucky	Qtr	Plays	Yards	TOP	Result
Mitch 1-yard run	1	1	1	0:05	TD
Fry 27-yard field goal	3	5	33	1:25	FG
Fry 29-yard field goal	3	7	47	2:06	FG
Fry 21-yard field goal	4	10	56	4:53	FG
Adams 33-yard pass from Orth	4	10	78	4:49	TD
Georgia	Qtr	Plays	Yards	TOP	Result
Fry 45-yard field goal	1	13	48	5:40	FG
Orth 4-yard run	2	9	72	5:13	TD
Fry 51-yard field goal	2	1	0	0:07	FG
Nuñez 7-yard run	4	4	54	1:16	TD
UCF	Qtr	Plays	Yards	TOP	Result
Fry 52-yard field goal	1	12	40	5:13	FG
Fry 27-yard field goal	2	10	62	4:19	FG
P. Cooper 29-yard run	3	4	74	1:26	TD
August 13-yard pass from Nuñez	3	4	40	1:36	TD
P. Cooper 35-yard pass from Nuñez	3	4	54	1:25	TD
Fry 33-yard field goal	4	13	49	8:37	FG
Missouri	Qtr	Plays	Yards	TOP	Result
Fry 34-yard field goal	1	5	32	1:25	FG
Carson 8-yard pass from Nuñez	2	14	75	4:22	TD
LSU	Qtr	Plays	Yards	TOP	Result
Fry 21-yard field goal	1	13	62	3:58	FG
Adams 36-yard pass from Orth	3	5	60	1:21	TD
P. Cooper 43-yard pass from Orth	3	3	61	1:44	TD
Vanderbilt	Qtr	Plays	Yards	TOP	Result
Fry 47-yard field goal	1	4	-5	1:02	FG
Fry 31-yard field goal	1	11	74	3:54	FG
P. Cooper 78-yard pass from Orth	3	3	83	1:30	TD
Fry 19-yard field goal	3	8	44	2:52	FG
Fry 22-yard field goal	4	5	12	1:10	FG
Texas A&M	Qtr	Plays	Yards	TOP	Result
Nuñez 7-yard run	1	11	75	4:50	TD
Orth 6-yard run	2	6	88	1:47	TD
Wilds 3-yard run	2	8	81	3:13	TD
Wilds 33-yard run	3	8	75	3:26	TD
Tennessee	Qtr	Plays	Yards	TOP	Result
Fry 43-yard field goal	2	11	50	3:57	FG
Walton 10-yard pass from Orth	3	11	80	2:52	TD
Adams 7-yard pass from Orth	3	4	7	0:19	TD
P. Cooper 5-yard pass from Orth	3	9	75	3:37	TD
Florida	Qtr	Plays	Yards	TOP	Result
Orth 17-yard pass from P. Cooper	4	8	64	3:17	TD
P. Cooper 38-yard pass from Orth	4	5	79	1:58	TD
Citadel	Qtr	Plays	Yards	TOP	Result
Fry 36-yard field goal	1	6	52	2:34	FG
Fry 25-yard field goal	2	14	60	5:36	FG
Fry 40-yard field goal	2	12	70	4:23	FG
Wilds 1-yard run	3	11	80	5:09	TD
P. Cooper 41-yard pass from Orth	4	5	74	1:46	TD
Clemson	Qtr	Plays	Yards	TOP	Result
Fry 21-yard field goal	2	11	76	3:53	FG
Samuel 7-yard pass from Orth	3	10	76	5:49	TD
P. Cooper 57-yard pass from Orth	3	4	75	2:08	TD
Carson 1-yard run	4	4	26	1:19	TD
Carson 11-yard pass from Orth	4	7	61	1:21	TD

## Opponents

North Carolina	Qtr	Plays	Yards	TOP	Result
Howard 21-yard pass from Williams	1	5	91	1:11	TD
Weiler 47-yard field goal	2	7	45	2:33	FG
Weiler 38-yard field goal	2	11	54	5:27	FG
Kentucky	Qtr	Plays	Yards	TOP	Result
Horton 8-yard run	1	10	80	4:07	TD
Kemp 2-yard run	1	8	76	3:02	TD
MacGinnis 29-yard field goal	2	15	59	6:45	FG
Towles 1-yard run	2	7	76	2:29	TD
Georgia	Qtr	Plays	Yards	TOP	Result
Morgan 30-yard field goal	1	11	71	4:36	FG
Chubb 2-yard run	2	9	82	3:35	TD
Michel 21-yard run	2	7	88	3:42	TD
Mitchell 5-yard pass from Lambert	2	8	78	1:53	TD
Michel 11-yard pass from Lambert	3	5	75	1:45	TD
Michel 11-yard pass from Lambert	3	1	11	0:06	TD
Chubb 7-yard run	3	2	23	0:36	TD
Marshall 3-yard run	4	9	83	5:18	TD
UCF	Qtr	Plays	Yards	TOP	Result
Patti 1-yard run	2	1	1	0:08	TD
Smith 30-yard pass from Schneider	2	7	93	3:42	TD
Missouri	Qtr	Plays	Yards	TOP	Result
Brown 8-yard pass from Lock	1	11	51	4:09	TD
Baggett 21-yard field goal	2	11	72	3:29	FG
Brown 9-yard pass from Lock	2	11	65	4:32	TD
Witter 1-yard run	3	7	31	2:41	TD
LSU	Qtr	Plays	Yards	TOP	Result
Williams 4-yard run	1	13	75	5:47	TD
Dupre 10-yard pass from Harris	2	11	67	5:42	TD
Domingue 29-yard field goal	2	10	54	1:19	FG
Fournette 87-yard run	3	2	90	0:51	TD
Dural 62-yard pass from Harris	3	10	80	6:11	TD
Williams 1-yard run	3	6	75	3:07	TD
Guice 4-yard run	4	6	67	2:13	TD
Vanderbilt	Qtr	Plays	Yards	TOP	Result
Scott 4-yard pass from McCrary	2	14	79	6:43	TD
Openshaw 23-yard field goal	3	10	73	5:43	FG
Texas A&M	Qtr	Plays	Yards	TOP	Result
Reynolds 10-yard pass from Murray	1	9	74	3:24	TD
Carson 1-yard run	2	7	67	2:33	TD
White 2-yard run	2	9	75	2:04	TD
Murray 1-yard run	3	11	81	3:48	TD
Tennessee	Qtr	Plays	Yards	TOP	Result
Kamara 4-yard run	1	8	67	3:03	TD
Pearson 37-yard pass from Dobbs	1	6	75	1:26	TD
Medley 44-yard field goal	2	14	44	6:15	FG
Kamara 11-yard pass from Dobbs	3	11	75	4:04	TD
Medley 27-yard field goal	4	10	61	2:48	FG
Florida	Qtr	Plays	Yards	TOP	Result
Cronkrite 3-yard run	1	15	87	6:38	TD
Cronkrite 41-yard pass from Harris	2	12	76	7:11	TD
Hardin 39-yard field goal	3	12	70	6:20	FG
Taylor 1-yard run	4	6	75	2:48	TD
Citadel	Qtr	Plays	Yards	TOP	Result
Jackson 59-yard run	1	2	62	0:44	TD
Renew 7-yard run	1	13	75	6:21	TD
Goins 48-yard field goal	4	12	62	6:37	FG
Renew 56-yard run	4	5	75	2:33	TD
Clemson	Qtr	Plays	Yards	TOP	Result
Watson 5-yard run	2	8	83	3:12	TD
Cain 55-yard pass from Watson	2	8	94	2:53	TD
Watson 30-yard run	3	4	75	1:28	TD
Fuller 4-yard run	3	12	75	5:27	TD
Watson 3-yard run	4	10	60	4:14	TD
Huegel 36-yard field goal	4	4	6	0:21	FG

## 2015 Explosive Plays

### Running Plays (15+ Yards)

No.	Yds	Rusher	Opponent	Qtr	Play Result	Drive Result
1.	17	Kelly	North Carolina	1	1st Down	Punt
2.	15	Mitch	North Carolina	2	1st Down	FG
3.	48	Carson	North Carolina	4	1st Down/TD	TD
4.	33	Nuñez	Kentucky	2	1st Down	Half
5.	34	Wilds	Kentucky	3	1st Down	FG
6.	17	Nuñez	Georgia	2	1st Down	TD
7.	17	Nuñez	Georgia	4	1st Down	TD
8.	23	Nuñez	UCF	1	1st Down	Missed FG
9.	29	Nuñez	UCF	2	1st Down	FG
10.	23	Nuñez	UCF	3	1st Down	TD
11.	29	P. Cooper	UCF	3	1st Down/TD	TD
12.	19	Nuñez	UCF	3	1st Down	TD
13.	15	Da. Williams	UCF	4	1st Down	FG
14.	16	Da. Williams	Missouri	2	1st Down	TD
15.	19	Nuñez	Missouri	3	1st Down	INT
16.	29	Nuñez	Missouri	4	1st Down	Punt
17.	18	Da. Williams	Vanderbilt	2	1st Down	Missed FG
18.	24	Wilds	Vanderbilt	2	1st Down	Missed FG
19.	15	Wilds	Vanderbilt	3	1st Down	FG
20.	66	Orth	Texas A&M	2	1st Down	TD
21.	43	Wilds	Texas A&M	3	1st Down	INT
22.	15	P. Cooper	Texas A&M	3	1st Down	TD
23.	33	Wilds	Texas A&M	3	1st Down/TD	TD
24.	19	Carson	Tennessee	1	1st Down	Downs
25.	15	Orth	Tennessee	2	1st Down	FG
26.	17	Orth	Tennessee	3	1st Down	TD
27.	15	Wilds	Tennessee	3	1st Down	TD
28.	18	Carson	Citadel	4	1st Down	TD
29.	15	Nuñez	Clemson	1	1st Down	INT
30.	15	Da. Williams	Clemson	2	1st Down	Punt
31.	47	Nuñez	Clemson	2	1st Down	FG
32.	25	Carson	Clemson	2	1st Down	FG
33.	18	Nuñez	Clemson	3	1st Down	TD
34.	21	Carson	Clemson	4	1st Down	TD
35.	15	Orth	Clemson	4	1st Down	Downs

### Passing Plays (20+ Yards)

No.	Yds	Connection	Opponent	Qtr	Play Result	Drive Result
1.	20	Mitch-Wilds	N. Carolina	1	1st Down	TD
2.	27	Mitch-P. Cooper	N. Carolina	2	1st Down	FG
3.	22	Mitch-Googer	N. Carolina	3	1st Down	Punt
4.	24	Mitch-P. Cooper	Kentucky	2	1st Down	Missed FG
5.	31	Orth-Heard	Kentucky	3	1st Down	FG
6.	33	Orth-Adams	Kentucky	4	1st Down/TD	TD
7.	22	Orth-P. Cooper	Kentucky	4	1st Down	INT
8.	23	Nuñez-Heard	UCF	3	1st Down	TD
9.	35	Nuñez-P. Cooper	UCF	3	1st Down/TD	TD
10.	35	Nuñez-P. Cooper	Missouri	1	1st Down	FG
11.	21	Nuñez-Adams	Missouri	2	1st Down	Missed FG
12.	42	Orth-P. Cooper	LSU	1	1st Down	FG
13.	22	Orth-Jeffery	LSU	3	1st Down	TD
14.	36	Orth-Adams	LSU	3	1st Down/TD	TD
15.	43	Orth-P. Cooper	LSU	3	1st Down/TD	TD
16.	28	Orth-Neal	Vanderbilt	1	1st Down	FG
17.	24	Orth-P. Cooper	Vanderbilt	1	1st Down	FG
18.	23	Orth-P. Cooper	Vanderbilt	1	1st Down	Punt
19.	25	Orth-Adams	Vanderbilt	2	1st Down	Missed FG
20.	78	Orth-P. Cooper	Vanderbilt	3	1st Down/TD	TD
21.	47	Orth-Hurst	Texas A&M	2	1st Down	TD
22.	21	Orth-Da. Williams	Texas A&M	3	1st Down	TD
23.	27	Orth-Markway	Texas A&M	4	1st Down	Punt
24.	22	Orth-Neal	Tennessee	2	1st Down	Downs
25.	25	Orth-Adams	Tennessee	4	1st Down	Fumble
26.	25	Orth-Belton	Florida	4	1st Down	TD
27.	38	Orth-P. Cooper	Florida	4	1st Down/TD	TD
28.	40	Orth-P. Cooper	Citadel	1	1st Down	FG
29.	30	Orth-Adams	Citadel	2	1st Down	FG
30.	27	Orth-Adams	Citadel	2	1st Down	FG
31.	47	Orth-P. Cooper	Citadel	3	1st Down	TD
32.	41	Orth-P. Cooper	Citadel	4	1st Down/TD	TD
33.	21	Orth-P. Cooper	Citadel	4	1st Down	Downs
34.	24	Orth-P. Cooper	Clemson	2	1st Down	FG
35.	48	Orth-Samuel	Clemson	3	1st Down	TD
36.	57	Orth-P. Cooper	Clemson	3	1st Down/TD	TD
37.	29	Orth-Samuel	Clemson	4	1st Down	TD

### Kick Returns (30+ yards)

Yds	Returner	Opponent	Qtr	Drive Result
51	Carson	Georgia	2	FG
96	Fenton	LSU	2	TD
30	Fenton	Citadel	1	FG
32	Fenton	Citadel	1	FG

### Punt Returns (20+ yards)

Yds	Returner	Opponent	Qtr	Drive Result
24	P. Cooper	Kentucky	3	FG

### INT/Fumble Returns (20+ yards)

Yds	Returner	Opponent	Qtr	Play	Drive Result
-----	----------	----------	-----	------	--------------

### Special Teams/Defensive Scores

Yds	Player	Opponent	Qtr	Play
2	Whitlow tackle	UCF	2	Safety
96	Fenton	LSU	2	KO Return

# 2015 Game Highs

## Carolina Team Game Highs

Rushes	47	vs North Carolina (Sep 03, 2015)
Yards Rushing	254	vs North Carolina (Sep 03, 2015)
Yards Per Rush	5.9	at Texas A&M (Oct 31, 2015)
TD Rushes	4	at Texas A&M (Oct 31, 2015)
Pass attempts	43	vs The Citadel (Nov 21, 2015)
Pass completions	28	vs The Citadel (Nov 21, 2015)
Yards Passing	367	vs The Citadel (Nov 21, 2015)
Yards Per Pass	9.4	vs Vanderbilt (Oct 17, 2015)
TD Passes	3	at Tennessee (Nov. 7, 2015) vs Clemson (Nov 28, 2015)
Total Plays	79	at Tennessee (Nov. 7, 2015)
Total Offense	445	at Texas A&M (Oct 31, 2015)
Yards Per Play	6.8	vs Kentucky (Sep 12, 2015)
Points	32	vs Clemson (Nov 28, 2015)
Sacks By	4	vs North Carolina (Sep 03, 2015)
First Downs	23	at Tennessee (Nov. 7, 2015)
Penalties	8	vs North Carolina (Sep 03, 2015)
Penalty Yards	60	vs North Carolina (Sep 03, 2015)
Turnovers	3	at Missouri (Oct 03, 2015)
Interceptions By	3	vs North Carolina (Sep 03, 2015) vs Vanderbilt (Oct 17, 2015)
Punts	6	at Texas A&M (Oct 31, 2015) at Tennessee (Nov. 7, 2015) vs Florida (Nov 14, 2015)
Punting Avg	49.8	vs Clemson (Nov 28, 2015)
Long Punt	69	vs Florida (Nov 14, 2015)
Punts inside 20	3	5 times
Long Punt Return	24	vs Kentucky (Sep 12, 2015)

## Carolina Individual Game Highs

Rushes	24	Brandon Wilds vs Vanderbilt (Oct 17, 2015)
Yards Rushing	128	Brandon Wilds at Texas A&M (Oct 31, 2015)
TD Rushes	2	Brandon Wilds at Texas A&M (Oct 31, 2015)
Long Rush	66	Perry Orth at Texas A&M (Oct 31, 2015)
Pass attempts	43	Perry Orth vs The Citadel (Nov 21, 2015)
Pass completions	28	Perry Orth vs The Citadel (Nov 21, 2015)
Yards Passing	367	Perry Orth vs The Citadel (Nov 21, 2015)
TD Passes	3	Perry Orth at Tennessee (Nov. 7, 2015) Perry Orth vs Clemson (Nov 28, 2015)
Long Pass	78	Perry Orth vs Vanderbilt (Oct 17, 2015)
Receptions	11	Pharoh Cooper vs The Citadel (Nov 21, 2015)
Yards Receiving	191	Pharoh Cooper vs The Citadel (Nov 21, 2015)
TD Receptions	1	17 players tied
Long Reception	78	Pharoh Cooper vs Vanderbilt (Oct 17, 2015)
Field Goals	4	Elliott Fry vs Vanderbilt (Oct 17, 2015)
Long Field Goal	52	Elliott Fry vs UCF (Sep 26, 2015)
Punts	6	Sean Kelly at Texas A&M (Oct 31, 2015) Sean Kelly at Tennessee (Nov. 7, 2015) Sean Kelly vs Florida (Nov 14, 2015)
Punting Avg	49.8	Sean Kelly vs Clemson (Nov 28, 2015)
Long Punt	69	Sean Kelly vs Florida (Nov 14, 2015)
Punts inside 20	3	Sean Kelly, 5 times
Long Punt Return	24	Pharoh Cooper vs Kentucky (Sep 12, 2015)
Long Kickoff Return	96	Rashad Fenton at LSU (Oct 10, 2015)
Tackles	14	Skai Moore at Texas A&M (Oct 31, 2015)
Sacks	1.5	Kelsey Griffin vs North Carolina (Sep 03, 2015)
Tackles For Loss	2.0	7 players tied
Interceptions	2	Skai Moore vs North Carolina (Sep 03, 2015) T.J. Holloman vs UCF (Sep 26, 2015)

## Opponent Team Game Highs

Rushes	61	vs The Citadel (Nov 21, 2015)
Yards Rushing	396	at LSU (Oct 10, 2015)
Yards Per Rush	7.3	at LSU (Oct 10, 2015)
TD Rushes	4	at Georgia (Sep 19, 2015) at LSU (Oct 10, 2015) vs Clemson (Nov 28, 2015)
Pass attempts	42	vs Vanderbilt (Oct 17, 2015)
Pass completions	24	at Georgia (Sep 19, 2015)
Yards Passing	330	at Georgia (Sep 19, 2015)
Yards Per Pass	13.2	at Georgia (Sep 19, 2015)
TD Passes	3	at Georgia (Sep 19, 2015)
Total Plays	83	at LSU (Oct 10, 2015)
Total Offense	624	at LSU (Oct 10, 2015)
Yards Per Play	9.1	at Georgia (Sep 19, 2015)
Points	52	at Georgia (Sep 19, 2015)
Sacks By	5	at Texas A&M (Oct 31, 2015)
First Downs	32	at Georgia (Sep 19, 2015)
Penalties	8	vs Florida (Nov 14, 2015)
Penalty Yards	74	vs Kentucky (Sep 12, 2015) at Georgia (Sep 19, 2015)
Turnovers	5	vs Vanderbilt (Oct 17, 2015)
Interceptions By	3	at Missouri (Oct 03, 2015)
Punts	6	vs Vanderbilt (Oct 17, 2015)
Punting Avg	46.5	vs Florida (Nov 14, 2015)
Long Punt	71	at Texas A&M (Oct 31, 2015)
Punts inside 20	3	vs Vanderbilt (Oct 17, 2015)
Long Punt Return	26	at Tennessee (Nov. 7, 2015)

## Opponent Individual Game Highs

Rushes	23	Jalen Hurd, at Tennessee (Nov. 7, 2015) Tyler Renew, vs The Citadel (Nov 21, 2015)
Yards Rushing	174	Tyler Renew, vs The Citadel (Nov 21, 2015)
TD Rushes	3	Deshaun Watson, vs Clemson (Nov 28, 2015)
Long Rush	87	Leonard Fournette, at LSU (Oct 10, 2015)
Pass attempts	42	Johnny McCrary, vs Vanderbilt (Oct 17, 2015)
Pass completions	24	Greyson Lambert, at Georgia (Sep 19, 2015)
Yards Passing	330	Greyson Lambert, at Georgia (Sep 19, 2015)
TD Passes	3	Greyson Lambert, at Georgia (Sep 19, 2015)
Long Pass	62	Brandon Harris, at LSU (Oct 10, 2015)
Receptions	8	Malcolm Mitchell, at Georgia (Sep 19, 2015) Von Pearson, at Tennessee (Nov. 7, 2015)
Yards Receiving	122	Malcolm Mitchell, at Georgia (Sep 19, 2015)
TD Receptions	2	Sony Michel, at Georgia (Sep 19, 2015) Brown, Nate, at Missouri (Oct 03, 2015)
Long Reception	62	Travin Dural, at LSU (Oct 10, 2015)
Field Goals	2	Nick Weiler, vs North Carolina (Sep 03, 2015) Aaron Medley, at Tennessee (Nov. 7, 2015)
Long Field Goal	48	Eric Goins, vs The Citadel (Nov 21, 2015)
Punts	6	Tommy Openshaw, vs Vanderbilt (Oct 17, 2015)
Punting Avg	46.5	Johnny Townsend, vs Florida (Nov 14, 2015)
Long Punt	71	Drew Kaser, at Texas A&M (Oct 31, 2015)
Punts inside 20	3	Tommy Openshaw, vs Vanderbilt (Oct 17, 2015)
Long Punt Return	26	Cameron Sutton, at Tennessee (Nov. 7, 2015)
Long Kickoff Return	33	Evan Berry, at Tennessee (Nov. 7, 2015)
Tackles	12	5 players tied
Sacks	2.0	Walter Brady, at Missouri (Oct 03, 2015) Myles Garrett, at Texas A&M (Oct 31, 2015)
Tackles For Loss	4.0	Zach Cunningham, vs Vanderbilt (Oct 17, 2015)
Interceptions	2	Donovan Wilson, at Texas A&M (Oct 31, 2015)

# The Last Time It Happened

## The Last Time South Carolina...

**SHUT OUT AN OPPONENT:**  
34-0, vs NC State (8/28/08)

**WAS SHUT OUT:**  
18-0, vs. Georgia (9/9/06)

**SCORED ON A SAFETY:**  
vs UCF (9/26/15)

**ALLOWED A SAFETY:**  
at Mississippi State (10/15/11)

**FORCED 4+ TURNOVERS:**  
5, vs. Vanderbilt (10/17/15)

**FORCED 5+ TURNOVERS:**  
5, vs. Vanderbilt (10/17/15)

**FORCED 6+ TURNOVERS:**  
6, vs. Clemson (11/30/13)

**RETURNED A KICKOFF FOR A TD:**  
Rashad Fenton, 96 yards at LSU (10/10/15)

**ALLOWED KICK RET. FOR A TD:**  
Darrius Sims at Vanderbilt, 100 yards (9/20/14)

**ALLOWD 2 KICK RET. FOR TDs:**  
Darrius Sims at Vanderbilt, 91 and 100 yards (9/20/14)

**RETURNED A PUNT FOR A TD:**  
Ace Sanders, 63 yards vs. Michigan (1/1/13)

**ALLOWED A PUNT RET. FOR A TD:**  
Lito Sheppard, Florida, 57 yards (11/11/00)

**RETURNED AN INT FOR A TD:**  
Brison Williams, 21 yards vs South Alabama (11/22/14)

**ALLOWED AN INT FOR A TD:**  
Donovan Wilson, 60 yards at Texas A&M (10/31/15)

**RETURNED A FUMBLE FOR A TD:**  
D.J. Swearinger, 65 yards vs. UAB (9/15/12)

**ALLOWED FUMBLE RET. FOR A TD:**  
Jason LeDoux, LSU, 15 yards (10/18/03)

**HAD A DEFENSIVE PLAYER SCORE TWO TOUCHDOWNS IN A GAME:**  
Melvin Ingram at Georgia, 68-yard fake punt & 5-yard fumble recovery (9/10/11)

**HAD A PLAYER RUSH, PASS AND RECEIVE A TD IN A GAME:** Pharoh Cooper, vs. Tennessee (11/1/14)

**RAN A FAKE PUNT FOR A TD:**  
Melvin Ingram, 68 yards at Georgia (9/10/11)

**HAD A PLAYER PASS FOR 300+ YDS:**  
367, Perry Orth, vs. Citadel (11/21/15)

**HAD A PLAYER PASS FOR 350+ YDS:**  
367, Perry Orth, vs Citadel (11/21/15)

**HAD A PLAYER PASS FOR 400+ YDS:**  
402, Dylan Thompson, at Auburn (10/25/14)

**HAD A PLAYER PASS FOR 450+ YDS:**  
473, Steve Taneyhill vs. Mississippi State (10/14/95)

**HAD A PLAYER COMP. 30+ PASSES:**  
31, Stephen Garcia at Vanderbilt (10/23/10)

**HAD A PLAYER ATT. 40+ PASSES:**  
43, Perry Orth, vs Citadel (11/21/15)

**HAD A PLAYER ATT. 50+ PASSES:**  
50, Dylan Thompson, at Auburn (10/25/14)

**HAD A PLAYER RUSH FOR 150+ YDS:**  
183, Mike Davis at Kentucky (10/4/14)

**HAD A PLAYER RUSH FOR 200+ YDS:**  
246, M. Lattimore vs. Navy (9/17/11)

**HAD A PLAYER RUSH FOR 250+ YDS:**  
278, Brandon Bennett vs. East Tennessee State (10/5/91)

**HAD TWO PLAYERS RUSH FOR 100+ YARDS:**  
Mike Davis (111) and David Williams (110) vs. Furman (10/18/14)

**HAD A PLAYER WITH 150+ YARDS RECEIVING:**  
191, Pharoh Cooper, vs Citadel (11/21/15)

**HAD A PLAYER WITH 200+ YARDS RECEIVING:**  
233, Pharoh Cooper, vs. Tennessee (11/1/14)

**HAD TWO PLAYERS WITH 100 YARDS RECEIVING:**  
Pharoh Cooper (191) and Jerell Adams (105), vs Citadel (11/21/15)

**HAD TWO PLAYERS WITH 10+ RECEPTIONS:**  
Bruce Ellington (10) and Mike Davis (10), at Missouri (10/26/13)

**HAD A PLAYER WITH 500+ YARDS TOTAL OFFENSE:**  
512, Steve Taneyhill vs. Mississippi State (10/14/95)

**HAD A PLAYER RUSH AND PASS FOR 100 YARDS EACH:**  
Lorenzo Nuñez, vs. UCF, 123 rush, 184 pass (09/26/15)

**HAD A PLAYER SCORE 4+ TDs:**  
5, Sidney Rice vs. FAU (9/23/06)

**HAD A PLAYER PASS FOR 4 TDs:**  
5, Dylan Thompson, at Auburn (10/25/14)

**HAD A PLAYER PASS FOR 5 TDs:**  
5, Dylan Thompson, at Auburn (10/25/14)

**HAD A PLAYER RUSH FOR 3 TDs:**  
3, Mike Davis at Kentucky (10/4/14)

**HAD A PLAYER CATCH 3+ TDs:**  
3, Alshon Jeffery vs. Kentucky (10/10/09)

**HAD A PLAYER CATCH 4+ TDs:**  
5, Sidney Rice vs. Fla. Atlantic (9/23/06)

**HAD A PLAYER CATCH 5+ TDs:**  
5, Sidney Rice vs. Fla. Atlantic (9/23/06)

**HAD A PLAYER ACCOUNT FOR 4+ TDs:**  
4, 233, Pharoh Cooper, vs. Tennessee (11/1/14)

**HAD A PLAYER KICK 4 FGs:**  
4, Elliott Fry vs. Vanderbilt (10/17/15)

**HAD A PLAYER KICK 5+ FGs:**  
5, Spencer Lanning at Georgia (9/12/09)

**HAD A PLAYER WITH 2 INTs:**  
2, T.J. Holloman vs. UCF (9/26/15)

**HAD A PLAYER WITH 3 INTs:**  
3, Patrick Hinton vs. NC State (10/29/88)

**BLOCKED A FIELD GOAL ATT.:**  
Gerald Dixon Jr. at Florida (11/15/14)

**RETURNED A BLOCKED FIELD GOAL ATTEMPT FOR A TD:**  
Captain Munnerlyn at Kentucky, 81 yards, (10/11/08)

**BLOCKED A PAT:**  
Byron Jerideau at Florida (10/20/12)

**RETURNED AN EXTRA POINT FOR A DEFENSIVE PAT:**  
Victor Hampton at Florida (10/20/12)

**BLOCKED A PUNT:**  
Carlton Heard at Florida (11/15/14)

**RETURNED A BLOCKED PUNT FOR A TD:**  
Derek Watson vs Florida, 2 yds, (11/11/00)

**BLOCKED A PUNT AND FIELD GOAL IN THE SAME GAME:**  
at Florida (11/15/14)

**HAD A PUNT BLOCKED:**  
at Kentucky (9/29/12)

**HAD A FIELD GOAL BLOCKED:**  
vs. Michigan (1/1/13)

**HAD A PAT BLOCKED:**  
vs. Kentucky (10/8/11)

**ALLOWED PAT TO BE RETURNED FOR 2 POINTS:**  
Denzil Ware, vs. Kentucky (9/12/15)

**MISSED A PAT:**  
at Georgia (9/7/13)

**FAILED A PAT ATTEMPT:**  
vs UCF (9/26/15)

**MADE A 2-PT CONVERSION:**  
Lorenzo Nuñez rush vs. Clemson (11/28/15)

**ATTEMPTED A 2-PT CONVERSION:**  
vs Clemson (11/28/15)

**RECOVERED OWN ONSIDE KICK:**  
at Auburn (10/25/14)

**HAD LESS THAN 50 YDS RUSHING:**  
21, vs Florida (11/14/15)

**HAD 300+ YARDS RUSHING:**  
352, vs. Coastal Carolina (11/23/13)

**HAD 600+ TOTAL NET YARDS:**  
625, vs. Tennessee (11/1/14)

**HAD A 50+ YARD RUN:**  
66, Perry Orth, at Texas A&M (10/31/15)

**HAD A 50+ YARD RECEPTION:**  
57, Perry Orth to Pharoh Cooper, vs. Clemson (11/28/15)

## The Last an Opponent Had...

### TEAM...

**LESS THAN 50 YARDS RUSHING:**  
26, vs UCF (9/26/15)

**200+ YARDS RUSHING:**  
236, vs Clemson (11/28/15)

**300+ YARDS RUSHING:**  
350, vs Citadel (11/21/15)

**LESS THAN 100 YARDS PASSING:**  
37, vs Citadel (11/21/15)

**400+ YARDS PASSING:**  
511, vs. Texas A&M (8/28/14)

**LESS THAN 200 TOTAL NET YARDS:**  
183, at Florida (10/20/12)

**500+ TOTAL NET YARDS:**  
515, vs. Clemson (11/28/15)

**600+ TOTAL NET YARDS:**  
624, at LSU (10/10/15)

### INDIVIDUAL...

**350+ YARDS PASSING:**  
511, Kenny Hill, Texas A&M (8/28/14)

**400+ YARDS PASSING:**  
511, Kenny Hill, Texas A&M (8/28/14)

**150+ YARDS RUSHING:**  
174, Tyler Renew, vs Citadel (11/21/15)

**200+ YARDS RUSHING:**  
246, Mark Ingram, at Alabama (10/17/09)

**250+ YARDS RUSHING:**  
321, Darren McFadden, Arkansas (11/3/07)

**300+ YARDS RUSHING:**  
321, Darren McFadden, Arkansas (11/3/07)

**200+ YARDS RECEIVING:**  
217, Darvin Adams, Auburn (12/4/10)

**50+ YARD RUN:**  
59, Cam Jackson and 56, Tyler Renew, vs Citadel (11/21/15)

**50+ YARD RECEPTION:**  
55, Deshaun Watson to Deon Cain, vs. Clemson (11/28/15)

**MADE 4+ FIELD GOALS:**  
4, Aleem Sunanon, S. Alabama (11/22/14)

**RUSHED FOR 4+ TOUCHDOWNS:**  
4, Chad Jasmin, Clemson (11/21/03)

**PASSED FOR 4+ TOUCHDOWNS:**  
4, Aaron Murray, Georgia (9/7/13)

### TWO PLAYERS WITH...

**100+ YARDS RUSHING:**  
vs Clemson, Deshaun Watson (114) and Wayne Gallman (102), (11/28/15)

**100+ YARDS RECEIVING:**  
UCF, Mike Walker (105) & Brandon Marshall (102), (9/1/05)

# Player Notes



## Bryson ALLEN-WILLIAMS

**4** LB • 6-0 • 230 • JR. • 2L  
Ellenwood, Ga.  
(Cedar Grove)

### CAREER STATISTICS

Year	GP/GS	UT	AT	TT	TFL	QBS	INT	PBU	QBH	FF	FR
2014	12/2	18	9	27	2.5-12	0.5-3	0	0	5	1	1
2015	12/1	14	9	23	3.5-9	0-0	1	0	1	0	0
2016											
<b>Total</b>	<b>24/3</b>	<b>32</b>	<b>18</b>	<b>50</b>	<b>6.0-21</b>	<b>0.5-3</b>	<b>1</b>	<b>0</b>	<b>6</b>	<b>1</b>	<b>1</b>

**LAST SEASON vs. VANDERBILT:** Made three tackles and recorded his first career interception

**2015:** Saw action in every game with one start... recorded a career-high six tackles including a half-tackle for loss at Georgia... logged five tackles including four solos at LSU... saw his most extensive duty against Vanderbilt after T.J. Holloman was ejected for targeting... logged three tackles and picked off his first pass against the Commodores... had four stops including a pair of tackles for loss against Florida... made his first start of the season against The Citadel and responded with three tackles, including a tackle for loss, and a quarterback hurry.

### SINGLE-GAME HIGHS

Tackles	6, Georgia, 2015
Tackles for loss	2.5, Florida, 2014
QB Hurries	2, Missouri, 2014
Sacks	0.5, Florida, 2014
Interceptions	1, Vanderbilt, 2015
Fumble Recovery	1, Vanderbilt, 2014



Bryson Allen-Williams



## Jacob AUGUST

**40** TE • 6-6 • 248 • SO. • SQ  
Elgin, S.C.  
(Cardinal Newman/Fork Union)

### CAREER STATISTICS

Year	GP/GS	Rec	Yds	Avg	TD	Long
2015	5/3	4	38	9.5	1	13
2016						
<b>Total</b>	<b>5/3</b>	<b>4</b>	<b>38</b>	<b>9.5</b>	<b>1</b>	<b>13</b>

**2015:** Walk-on tight end who worked his way into the rotation early in the season... made three starts... considered a solid blocker with good hands... has four catches for 38 yard and a touchdown... made his debut against Kentucky and caught one pass for seven yards... added a 10-yard reception at Georgia... earned a start in a two-tight end formation against UCF and responded with a pair of catches for 21 yards, including a 13-yard touchdown catch... also started at LSU.

### SINGLE-GAME HIGHS

Receptions	2, UCF, 2015
Yards Receiving	21, UCF, 2015
Long Reception	13, UCF, 2015
Receiving Touchdowns	1, UCF, 2015



## Zack BAILEY

**78** OL • 6-6 • 315 • SO. • 1L  
Summerville, S.C.  
(Summerville)

**LAST SEASON vs. VANDERBILT:** Started at center.

### CAREER STATS

Year	Games	Starts
2015	12	5
2016		
<b>Total</b>	<b>12</b>	<b>5</b>

**2015:** True freshman... played in all 12 games making five starts, three at center and two at left guard... saw time on special teams against North Carolina... moved into the backup role at center after the ankle injury to Cody Waldrop and played on special teams against Kentucky... pressed into regular service at Georgia after an ankle injury to Alan Knott... made his first career start against UCF and graded out at 80 percent... also made the start at center at Missouri and versus Vanderbilt... moved to left guard where he made the start against The Citadel due to an injury to Mike Matulis... also started at left guard against Clemson.

## Player Notes



### Korey BANKS

**7**

**WR • 5-11 • 180 • FR. • HS**  
Tyrone, Ga.  
(Sandy Creek)

**HIGH SCHOOL:** Wide receiver who earned honorable mention Class AAAA all-state honors as a senior at Sandy Creek High School in Tyrone, Ga... graduated in 2016... coached by Chip Walker... helped the Patriots to a 9-3 record by hauling in 61 catches for 813 yards and six scores in his senior season.

#### CAREER STATISTICS

Year	GP/GS	Rec	Yds	Avg	TD	Long
2016						

#### SINGLE-GAME HIGHS

Receptions.....	
Yards Receiving .....	
Long Reception.....	
Receiving Touchdowns.....	



### Matrick BELTON

**15**

**WR • 6-3 • 215 • SR. • 1L**  
Columbia, S.C.  
(Keenan/Hampton)

**LAST SEASON vs. VANDERBILT:** Started at wide receiver... Was targeted twice.

**2015:** Walk-on player who played in every game... led the team with four receptions for 18 yards, including a 14-yard catch at Georgia... made his first start at Missouri where he had one catch for 10 yards... started at LSU and has a career-long 15-yard reception... also started vs. Vanderbilt... caught two passes for a career-high 34 yards at Tennessee, including an 18-yard reception... had two catches for 33 yards against Florida, including a career-long 25 yarder... started and caught an 11-yard pass against The Citadel.

#### BELTON'S STATISTICS

Year	GP/GS	Rec	Yds	Avg	TD	Long
2015	12/5	11	121	11.0	0	25
2016						
<b>Total</b>	<b>12/5</b>	<b>11</b>	<b>121</b>	<b>11.0</b>	<b>0</b>	<b>25</b>

#### SINGLE-GAME HIGHS

Receptions.....	4, Georgia, 2015
Yards Receiving .....	34, Tennessee, 2015
Long Reception.....	25, Florida, 2015



### Rivers BEDENBAUGH

**39**

**RB • 6-2 • 256 • JR. • 1L**  
Leesville, S.C.  
(Lexington/Ga. Southern)

Former Georgia Southern player who returned home to continue his career at South Carolina... redshirt junior who joined the team as a walk-on fullback in the spring of 2015... earned his first varsity letter in 2015.

#### CAREER STATISTICS

--RUSHING--						
Year	GP/GS	Att	Yds	Avg	TD	Long
2015	6/0	0	0	--	0	--
2016						
<b>Total</b>	<b>6/0</b>	<b>0</b>	<b>0</b>	<b>--</b>	<b>0</b>	<b>--</b>
--RECEIVING--						
Year	GP/GS	Rec	Yds	Avg	TD	Long
2015	6/0	0	0	--	0	--
2016						
<b>Total</b>	<b>6/0</b>	<b>0</b>	<b>0</b>	<b>--</b>	<b>0</b>	<b>--</b>

**2015:** Played in six contests, seeing action as a blocking fullback against North Carolina, Kentucky, UCF, LSU, Vanderbilt and The Citadel... earned his first varsity letter... did not record any statistics.. earned a spot on the SEC Fall Academic Honor Roll.



Matrick Belton

# Player Notes



## Jake BENTLEY

**4**

**QB • 6-3 • 223 • FR. • HS**  
Opelika, Ala.  
(Opelika)

Graduated from high school following his junior season to enroll at South Carolina... son of South Carolina assistant coach Bobby Bentley... has two older brothers who played quarterback in college, Chas at Rutgers and Shuler at Old Dominion.

### HIGH SCHOOL:

Threw for 2,834 yards and 28 touchdowns as a junior in 2015, leading the Bulldogs to a 12-1 record... coached by Brian Blackmon... grew up in Duncan S.C. and attended Byrnes High School as a freshman before his family moved to Alabama... a four-star prospect... ranked as the No. 5 pro style quarterback by 247Sports... Scout considered him the No. 9 passer in the class of 2017... was the second-ranked quarterback and the 33rd-ranked player overall in the ESPN Junior 300... was selected to play in the Under Armour All-American Game.

### CAREER STATISTICS

#### -PASSING-

Year	GP/GS	Com-Att-Int	Pct.	Yds	TD	Long
2015						
2016						
<b>Totals</b>						

#### -RUSHING-

Year	GP/GS	Att	Yds	Avg	TD	Long
2015						
2016						
<b>Totals</b>						

### SINGLE-GAME HIGHS

Pass Attempts .....	
Pass Completions .....	
Passing Yards .....	
Passing Touchdowns .....	
Longest Pass .....	
Rushing Attempts .....	
Rushing Yards .....	
Longest Rush .....	

### 2016 GAME-BY-GAME

Date	Opponent	Com-Att-Int	Pct.	Yds	TD	Long	Rush-Yds-TD
9/1	at Vanderbilt						
9/10	at Mississippi St.						
9/17	East Carolina						
9/24	at Kentucky						
10/1	Texas A&M						
10/8	Georgia						
10/22	Massachusetts						
10/29	Tennessee						
11/5	Missouri						
11/12	at Florida						
11/19	Western Carolina						
11/26	Clemson						
<b>2016 Totals</b>							



## Shameik BLACKSHEAR

**91**

**DL • 6-4 • 265 • FR. • RS**  
Bluffton, S.C.  
(Bluffton)

Year	GP/GS	UT	AT	TT	TFL	QBS	INT	PBU	QBH	FF	FR
2015	2/0	1	1	2	0.0-0	0.0-0	0	0	0	0	0
2016											
<b>Total</b>	<b>2/0</b>	<b>1</b>	<b>1</b>	<b>2</b>	<b>0.0-0</b>	<b>0.0-0</b>	<b>0</b>	<b>0</b>	<b>0</b>	<b>0</b>	<b>0</b>

### CAREER STATISTICS

**2015:** Played in two games, seeing action against UCF and Missouri... credited with one solo tackle and one assisted tackle, both coming against the Tigers... petitioned and received a medical redshirt.

### SINGLE-GAME HIGHS

Tackles .....	2, Missouri, 2015
Tackles for loss .....	
QB Hurries .....	
Sacks .....	
Interceptions .....	
Fumble Recovery .....	

# Player Notes



## Toure BOYD

**27** DB • 5-10 • 195 • JR. • SQ  
Rancho Cucamonga, Calif.  
(Rancho Cucamonga/Chaffey)

### CAREER STATISTICS

Year	GP/GS	UT	AT	TT	TFL	QBS	INT	PBU	QBH	FF	FR
2015	1/0	0	0	0	0.0-0	0.0-0	0	0	0	0	0
2016											
<b>Total</b>	<b>1/0</b>	<b>0</b>	<b>0</b>	<b>0</b>	<b>0.0-0</b>	<b>0.0-0</b>	<b>0</b>	<b>0</b>	<b>0</b>	<b>0</b>	<b>0</b>

**2015:** Saw action in one game, playing briefly against UCF... hampered by an ankle injury throughout the season... petitioned for a medical redshirt.

### SINGLE-GAME HIGHS

Tackles .....	
Tackles for loss .....	
QB Hurries .....	
Sacks .....	
Interceptions .....	
Fumble Recovery.....	



## Larenz BRYANT

**23** LB • 6-0 • 225 • SR. • 3L  
Charlotte, N.C.  
(Vance)

### CAREER STATISTICS

Year	GP/GS	UT	AT	TT	TFL	QBS	INT	PBU	QBH	FF	FR
2013	12/0	5	2	7	1.0-4	0.0-0	0	0	1	0	0
2014	12/0	3	0	3	1.0-10	1.0-10	0	0	1	1	0
2015	10/1	0	1	1	0.0-0	0.0-0	0	0	1	0	0
2016											
<b>Total</b>	<b>34/1</b>	<b>8</b>	<b>3</b>	<b>11</b>	<b>2.0-14</b>	<b>1.0-10</b>	<b>0</b>	<b>0</b>	<b>3</b>	<b>1</b>	<b>0</b>

Suffered a hamstring injury early in fall camp and was sidelined for several weeks.

### SINGLE-GAME HIGHS

Tackles .....	3, Coastal Carolina, 2013
Tackles for loss .....	1.0, twice, Coastal Carolina, 2013 and Kentucky, 2014
QB Hurries .....	1, 3 times
Sacks .....	1.0, Kentucky, 2014
Forced Fumble .....	1, Kentucky, 2014

**2015:** Linebacker who played in 10 games, primarily on special teams... earned his first career start

against Kentucky... notched his only tackle in the win over UCF... did not play against The Citadel or Clemson in the season's final two games... missed much of the spring after suffering a liver injury early in camp.



## T.J. BRUNSON

**44** LB • 6-1 • 225 • FR. • HS  
Columbia, S.C.  
(Richland Northeast)

### CAREER STATISTICS

Year	GP/GS	UT	AT	TT	TFL	QBS	INT	PBU	QBH	FF	FR
2016											
<b>Total</b>											

**HIGH SCHOOL:** Local product who played at Columbia's Richland Northeast High School, graduating in 2016... coached by Jay Frye... overcame a serious hip injury during his junior season to log 140 tackles

as a senior, leading the Cavaliers to the Class 3A state playoffs... named the Defensive MVP of the Shrine Bowl of the Carolinas after leading the Sandlappers with 13 tackles and a sack... credited with 134 tackles as a junior... Rivals considers him a three-star prospect, the 14th-best player in the state and No. 56 in the country among outside linebackers... 247Sports ranks him as a three-star prospect, the 13th-best player in the state, and the No. 30 inside linebacker in the nation... ESPN ranks him as a three-star prospect, the 22nd-best player in South Carolina and the No. 40 inside linebacker in the country... rated a three-star prospect and an All-Atlantic Region pick by *PrepStar*.

### SINGLE-GAME HIGHS

Tackles .....	
Tackles for loss .....	
QB Hurries .....	
Sacks .....	
Interceptions .....	
Fumble Recovery.....	



# Player Notes



## Blake CAMPER

**63** OL ♦ 6-8 ♦ 300 ♦ SO. ♦ 1L  
Virginia Beach, Va.  
(Frank W. Cox)

**2015:** Saw action in all 12 games as a true freshman... earned his first career start against The Citadel when he got the nod at right tackle due to an injury to Mason Zandi.

### CAREER STATS

Year	Games	Starts
2015	12	1
2016		
<b>Total</b>	<b>12</b>	<b>1</b>



## Joseph CHARLTON

**20** K/P ♦ 6-5 ♦ 185 ♦ FR. ♦ RS  
Columbia, S.C.  
(A.C. Flora)

**2015:** Scholarship kicker who was redshirted as a true freshman... missed some practice time due to a back ailment.



## Javon CHARLESTON

**12** DB ♦ 6-0 ♦ 195 ♦ FR. ♦ RS  
Gurnee, Ill.  
(Warren Township)

### CAREER STATISTICS

Year	GP/GS	UT	AT	TT	TFL	QBS	INT	PBU	QBH	FF	FR
2016											
<b>Total</b>											

Moved to defensive back during fall camp after spending 2015 and the spring of 2016 as a wide receiver.

**2015:** Joined the squad as a walk-on in his first semester in Columbia... redshirted as a true freshman wide receiver... impressed the coaches enough with his athletic ability to be added to the travel roster for a couple of games but did not see any action.

### SINGLE-GAME HIGHS

Tackles .....	
Tackles for loss .....	
QB Hurries .....	
Sacks .....	
Interceptions .....	
Fumble Recovery.....	



K.C. Crosby

# Player Notes



## K.C. CROSBY

**3**

**TE • 6-1 • 227 • SO. • 1L**  
Bamberg, S.C.  
(Bamberg-Ehrhardt)

**2015:** Backup tight end and H-back who was used extensively on special teams in his redshirt freshman season... played in the final 10 games after not seeing action in the first two contests... returned a kickoff for six yards at LSU... garnered Outstanding Weight Room accolades for the offense at the 2015 spring game.

### CAREER STATISTICS

Year	GP/GS	Rec	Yds	Avg	TD	Long
2015	10/0	0	0	0.0	0	--
2016						
<b>Total</b>	<b>10/0</b>	<b>0</b>	<b>0</b>	<b>0.0</b>	<b>0</b>	<b>--</b>

### SINGLE-GAME HIGHS

Receptions.....
Yards Receiving.....
Long Reception.....
Receiving Touchdowns.....



## Chavis DAWKINS

**83**

**WR • 6-2 • 200 • FR. • HS**  
Duncan, S.C.  
(Byrnes)

**HIGH SCHOOL:** Played for Brian Lane at Byrnes High School in Duncan, S.C., graduating in 2016... as a senior, he was among the leading receivers in the state with 73 catches for 1,319 yards and 17 touchdowns... the Rebels posted a 12-2 record in his final season... was also the Sandlappers' leading receiver in the Shrine Bowl of the Carolinas with six catches for 62 yards and two scores... considered a three-star prospect and the 16th-best player in the state by 247Sports... ESPN tabbed him as a three-star prospect, the state's 17th-best player and the 143rd-best wide receiver in the nation... rated a three-star prospect and an All-Atlantic Region pick by PrepStar.

### CAREER STATISTICS

Year	GP/GS	Rec	Yds	Avg	TD	Long
2016						
<b>Total</b>						

### SINGLE-GAME HIGHS

Receptions.....
Yards Receiving.....
Long Reception.....
Receiving Touchdowns.....



## Randrecous DAVIS

**8**

**WR • 5-10 • 181 • FR. • HS**  
Atlanta, Ga.  
(Mays)

**HIGH SCHOOL:** Earned first team Class AAAAA all-state honors as a wide receiver at Mays High School in Atlanta... graduated in 2016... caught 58 passes for 1,024 yards and 17 touchdowns as a senior... also averaged 15.7 yards with two touchdowns as a punt returner... coached by Corey Jarvis... helped the Raiders to a 10-2 record in 2015... Rivals considers him a four-star prospect, the 17th-best player in the state of Georgia, the 44th-best wide receiver in the country and No. 206 overall... 247Sports rates him as a three-star prospect, the 43rd-best player in Georgia and the No. 77 wide receiver in the country... ESPN rates him as a three-star prospect, the 44th-best player in Georgia and the 83rd-best wide receiver in the nation.

### CAREER STATISTICS

Year	GP/GS	Rec	Yds	Avg	TD	Long
2016						
<b>Total</b>						

### SINGLE-GAME HIGHS

Receptions.....
Yards Receiving.....
Long Reception.....
Receiving Touchdowns.....



## Jordan DIGGS

**42**

**DB • 6-0 • 205 • SR. • 3L**  
Fort Myers, Fla.  
(Island Coast)

**LAST SEASON vs. VANDERBILT:** Made six tackles

**2015:** Started 10 of 12 games at strong safety after making the conversion from Spur in the spring... ranked fifth on the team with 48 tackles... had his first career interception vs. North Carolina... made three solo stops and forced

a fumble against Kentucky... logged a season-high seven tackles at Georgia... had five stops including a half tackle for loss at Missouri... matched his season-high with seven tackles at LSU and added six stops against Vanderbilt... collected six tackles at Texas A&M... did not start at Tennessee or versus The Citadel... notched six stops against Clemson... named to the SEC Fall Academic Honor Roll... garnered Most Improved Safety honors in the spring.

### CAREER STATISTICS

Year	GP/GS	UT	AT	TT	TFL	QBS	INT	PBU	QBH	FF	FR
2012	2/0	4	1	5	1.0-2	0.0-0	0	0	0	0	0
2013	13/1	16	9	25	4.0-4	0.0-0	0	1	2	0	0
2014	13/2	28	9	37	5.0-21	2.0-17	0	0	0	1	1
2015	12/10	25	23	48	0.5-0	0.0-0	1	0	0	1	0
2016											
<b>Total</b>	<b>40/13</b>	<b>73</b>	<b>42</b>	<b>115</b>	<b>10.5-27</b>	<b>2.0-17</b>	<b>1</b>	<b>1</b>	<b>2</b>	<b>2</b>	<b>1</b>

### SINGLE-GAME HIGHS

Tackles.....	9, Tennessee, 2014
Tackles for Loss.....	1.0, 6x; last Tennessee, 2014
Sacks.....	1, South Alabama, 2014
QB Hurries.....	1, twice; Tennessee, 2013 and Coastal Carolina, 2013
Interceptions.....	1, North Carolina, 2015
Pass Break Ups.....	1, Tennessee, 2013
Forced fumbles.....	1, twice; Florida, 2014 and Kentucky, 2015
Fumbles Recovered.....	1, Florida, 2014

# Player Notes



## Rico DOWDLE

**21** RB • 5-11 • 211 • FR. • HS  
Asheville, N.C.  
(A.C. Reynolds)

Had sports hernia surgery in the offseason and suffered a groin injury early in fall camp.

### HIGH SCHOOL:

Rushed for 2,545 yards and 51 touchdowns at A.C. Reynolds High, a Class 3AA school in Asheville, N.C... graduated in 2016... also passed for 1,434 yards with 11 scores and caught a 55-yard touchdown pass... earned first-team all-state accolades and was a PARADE All-American... the Rockets went 11-2 in 2015 under the direction of head coach Shane Laws...

played in the Shrine Bowl of the Carolinas where he scored a pair of touchdowns... Rivals has him listed as a three-star prospect, the 29th-best player in the state and the No. 17 all-purpose back in the country... 247Sports considers him a four-star prospect, the 11th-best player in the state of North Carolina and the 11th-best running back in the nation... ESPN ranks him as a three-star prospect, the 39th-best player in North Carolina and the No. 72 running back in the country... rated a three-star prospect and an All-Atlantic Region pick by *PrepStar*.

### CAREER STATISTICS

-RUSHING-						
Year	GP/GS	Att	Yds	Avg	TD	Long
2016						
<b>Total</b>						

-RECEIVING-						
Year	GP/GS	Rec	Yds	Avg	TD	Long
2016						
<b>Total</b>						

### SINGLE-GAME HIGHS

Carries.....	.....
Yards Rushing .....	.....
Long Rush.....	.....
Touchdowns Rushing.....	.....
Receptions.....	.....
Yards Receiving .....	.....
Long Reception.....	.....



## Bryan EDWARDS

**89** WR • 6-3 • 210 • FR. • HS  
Conway, S.C.  
(Conway)

True freshman who enrolled at South Carolina in January and went through spring drills... despite not being at quite 100 percent due to a high school knee injury, still impressed the coaches enough to earn a spot on the post-spring depth chart's first team.

**HIGH SCHOOL:** Graduated from Conway (S.C.)

High School at the end of the 2015 fall semester and enrolled at South Carolina in January 2016... coached by Chuck Jordan... considered one of the state's top players as a senior in 2015 until suffering a season-ending knee injury in late October... was a finalist for South Carolina's "Mr. Football"... finished his senior campaign with 53 catches for 969 yards and nine scores... selected for the Shrine Bowl and the US Army All-American Game... finished his prep career with 188 catches for 2,562 yards and 32 touchdowns... Rivals ranks him as a four-star prospect, the fourth-best player in the state and the 64th-best wide receiver in the country... considered a four-star prospect, the third-best player in the state and the 12th-best wideout in the nation by 247Sports... ESPN ranks him as a four-star prospect, the state's third-best player, the nation's 43rd-best wide receiver and No. 253 overall... an All-American, four-star prospect and No. 223 overall by *PrepStar*.

### CAREER STATISTICS

Year	GP/GS	Rec	Yds	Avg	TD	Long
2016						
<b>Total</b>						

### SINGLE-GAME HIGHS

Receptions.....	.....
Yards Receiving .....	.....
Long Reception.....	.....
Receiving Touchdowns.....	.....



## Jalen DREAD

**13** LB • 5-10 • 220 • SO. • 1L  
Foley, Ala.  
(Foley)

**2015:** Went through spring drills after enrolling in school in January... considered by the coaching staff as the Most Improved Freshman on the defensive side of the football during the spring... played in 10 contests during the season, primarily on special teams... recorded three tackles, including a pair at LSU... named to the SEC Fall Academic Honor Roll.

### CAREER STATISTICS

Year	GP/GS	UT	AT	TT	TFL	QBS	INT	PBU	QBH	FF	FR
2015	10/0	3	0	3	0.0-0	0.0-0	0	0	0	0	0
2016											
<b>Total</b>	<b>10/0</b>	<b>3</b>	<b>0</b>	<b>3</b>	<b>0.0-0</b>	<b>0.0-0</b>	<b>0</b>	<b>0</b>	<b>0</b>	<b>0</b>	<b>0</b>

### SINGLE-GAME HIGHS

Tackles .....	.....2, LSU, 2015
Tackles for loss .....	.....
QB Hurries .....	.....
Sacks .....	.....
Interceptions .....	.....
Fumble Recovery.....	.....



## Chaz ELDER

**17** DB • 6-2 • 200 • SR. • 3L  
Union City, Ga.  
(Banneker)

Redshirt senior who is expected to compete for playing time in the secondary again this season... saw action in just two games in 2015, but has appeared in 26 contests during his career including 10 starts.

**2015:** Saw action in just two games including a start at Georgia at cornerback... credited with one tackle... also saw action against Clemson on special teams.

### CAREER STATISTICS

Year	GP/GS	UT	AT	TT	TFL	QBS	INT	PBU	QBH	FF	FR
2013	12/6	20	9	29	0.5-1	0.0-0	1	1	0	0	1
2014	12/3	15	7	22	0.0-0	0.0-0	0	0	0	0	0
2015	2/1	1	0	1	0.0-0	0.0-0	0	0	0	0	0
2016											
<b>Total</b>	<b>26/10</b>	<b>36</b>	<b>16</b>	<b>52</b>	<b>0.5-1</b>	<b>0.0-0</b>	<b>1</b>	<b>1</b>	<b>0</b>	<b>0</b>	<b>1</b>

### SINGLE-GAME HIGHS

Tackles .....	.....6, twice; Texas A&M, 2014 Tennessee, 2014
TFL.....	.....0.5, Georgia, 2013
Pass Break Ups .....	.....1, Coastal Carolina, 2013
Interceptions .....	.....1, Mississippi State, 2013
Fumbles Recovered.....	.....1, Arkansas, 2013

# Player Notes



## Darius ENGLISH

**5 DL • 6-6 • 245 • SR. • 3L**  
Powder Springs, Ga.  
(McEachern)

### CAREER STATISTICS

Year	GP/GS	UT	AT	TT	TFL	QBS	INT	PBU	QBH	FF	FR
2012	2/0	2	1	3	0.5-2	0.0-0	0	0	0	0	0
2013	13/1	14	5	19	2.5-8	0.5-2	0	0	1	1	0
2014	12/6	17	7	24	2.0-7	1.0-3	0	1	2	0	0
2015	11/0	19	9	28	6.0-39	4.5-36	0	0	3	2	0
2016											
<b>Total</b>	<b>38/7</b>	<b>52</b>	<b>22</b>	<b>74</b>	<b>11.0-56</b>	<b>6.0-41</b>	<b>0</b>	<b>1</b>	<b>6</b>	<b>3</b>	<b>0</b>

**LAST SEASON vs. VANDERBILT:** Had a huge effort, matching a career-high with six tackles... also recorded a sack and recovered a fumble... was responsible for two quarterback hurries, both coming in the 4th quarter

### SINGLE-GAME HIGHS

Tackles ..... 6, 3 times: last: Vanderbilt, 2015  
Tackles for Loss ..... 2.0, North Carolina, 2013  
Sacks ..... 1.0, 4 times: last: Texas A&M, 2015  
QB Hurries ..... 2, Vanderbilt, 2015  
Forced Fumbles ..... 1, 3x: last: Tennessee, 2015

**2015:** Reserve defensive end who played in 11 of 12 games... led the team with 4.5 sacks and was second on the squad with 6.0 tackles for loss... also credited with three quarterback hurries and forced a pair of fumbles... collected 28 tackles overall including 19 solo stops... made three tackles and assisted in a key sack to squash a scoring drive against North Carolina... had a solo sack in the home opener against Kentucky... matched his career high with six tackles at Georgia... did not play at LSU... matched his career high with six stops against Vanderbilt, including a nine-yard sack, a pair of quarterback hurries and forced a fumble... registered a 10-yard sack at Texas A&M... had a tackle for loss and forced a fumble at Tennessee... credited with a nine-yard sack against Florida.



## Chandler FARRELL

**60 OL • 6-2 • 280 • FR. • HS**  
Summerville, S.C.  
(Summerville)

### CAREER STATS

Year	Games	Starts
2016		
<b>Total</b>		

**HIGH SCHOOL:** Graduated from Summerville (S.C.) High School in 2016... played along the offensive line for the Green Wave... earned three varsity letters in football... played for head coach Joe Call in his senior season and the legendary John McKissick prior to that... was a three-time all-region and two-time all-state selection... also earned All-Low Country honors... selected for the Shrine Bowl of the Carolinas.



## Daniel FENNELL

**30 DL • 6-3 • 235 • FR. • RS**  
Loganville, Ga.  
(Grayson)

### CAREER STATISTICS

Year	GP/GS	UT	AT	TT	TFL	QBS	INT	PBU	QBH	FF	FR
2016											
<b>Total</b>											

Redshirt freshman who used a strong spring performance to propel him into expected regular playing time this fall... originally a linebacker, came out of the spring listed atop the depth chart at a defensive end position... could also be used as an outside linebacker or BUCK in a 3-4 scheme.

### SINGLE-GAME HIGHS

Tackles .....  
Tackles for loss .....  
QB Hurries .....  
Sacks .....  
Interceptions .....  
Fumble Recovery.....

**2015:** Redshirted as a true freshman.



## Rashad FENTON

**16 DB • 5-10 • 190 • SO. • 1L**  
Miami, Fla.  
(Miami Carol City)

### CAREER STATISTICS

Year	GP/GS	UT	AT	TT	TFL	QBS	INT	PBU	QBH	FF	FR
2015	10/0	2	0	2	0.0-0	0.0-0	0	0	0	0	0
2016											
<b>Total</b>	<b>10/0</b>	<b>2</b>	<b>0</b>	<b>2</b>	<b>0.0-0</b>	<b>0.0-0</b>	<b>0</b>	<b>0</b>	<b>0</b>	<b>0</b>	<b>0</b>

**LAST SEASON vs. VANDERBILT:** Returned two kickoffs for 29 yards

**2015:** Saw action in 10 games... credited with two tackles... averaged 26.1 yards on 14 kick returns, ranking fifth in the SEC... did not play against North Carolina... saw extensive action at cornerback in the second half against Kentucky and Georgia... broke loose on the first kickoff return of his career at LSU, rambling 96 yards to paydirt... it was the first time he touched the ball

### CAREER STATISTICS

-KICK RETURNS-						
Year	GP/GS	No	Yds	Avg	TD	Long
2015	10/0	14	365	26.1	1	96
2016						
<b>Total</b>	<b>10</b>	<b>14</b>	<b>365</b>	<b>26.1</b>	<b>1</b>	<b>96</b>

in his collegiate career and was the Gamecocks' first kick return for a score since the 2002 season... also logged a pair of tackles against the Tigers... did not make the trip to Tennessee... had three kick returns for 83 yards against The Citadel... had four kick returns for 88 yards against Clemson.

### SINGLE-GAME HIGHS

Tackles ..... 2, LSU, 2015  
Tackles for loss .....  
Interceptions .....  
Fumble Recovery.....  
Kickoff Returns ..... 4, Clemson, 2015  
Kick Return Yards ..... 118, LSU, 2015  
Long Kick Returns ..... 96, LSU, 2015  
Kick Return TD ..... 1, LSU, 2015

# Player Notes



**Elliott  
FRY**

**29**

**PK ♦ 6-0 ♦ 170 ♦ SR. ♦ 3L**  
Frisco, Texas  
(Prince of Peace Christian)

## CAREER STATISTICS

### -PLACEKICKING-

Year	GP	FG-A	Pct	Long	PAT-A	Pts.
2013	13	15-18	83.3	45	54-55	99
2014	13	18-25	72.0	47	51-51	105
2015	12	20-28	71.4	52	25-25	85
2016						
<b>Total</b>	<b>38</b>	<b>53-71</b>	<b>74.6</b>	<b>52</b>	<b>130-131</b>	<b>289</b>

### -FIELD GOALS-

Year	M-A	Pct	01-19	20-29	30-39	40-49	50+	Lg	Blk
2013	15-18	83.3	0-0	5-5	4-5	6-8	0-0	45	0
2014	18-25	72.0	0-0	5-5	6-7	7-10	0-3	47	0
2015	20-28	71.4	1-1	9-9	4-5	4-8	2-5	52	0
2016									
<b>Total</b>	<b>53-71</b>	<b>74.6</b>	<b>1-1</b>	<b>19-19</b>	<b>14-17</b>	<b>17-26</b>	<b>2-8</b>	<b>52</b>	<b>0</b>

## FRY ON CAROLINA'S CAREER LISTS

### POINTS SCORED

- Collin Mackie (1987-90).....330
- Elliott Fry (2013-15).....289

### FIELD GOALS MADE

- Collin Mackie (1987-90).....72
- Elliott Fry (2013-15).....53

### FIELD GOALS ATTEMPTED

- Collin Mackie (1987-90).....98
- Elliott Fry (2013-15).....71

### FIELD GOAL PERCENTAGE

- Spencer Lanning (2007-10).....773
- Elliott Fry (2013-15).....746

### PATs MADE

- Elliott Fry (2013-15).....130

### PATs ATTEMPTED

- Elliott Fry (2013-15).....131

### PAT PERCENTAGE (Min. 40 Made)

- Adam Yates (2008-12).....1,000
- Elliott Fry (2013-15).....992

### CONSECUTIVE PATs

- Elliott Fry (2013-15).....124

**LAST SEASON vs. VANDERBILT:** Made four field goals, including efforts of 47, 31, 19 and 22 yards.

One of the top returning placekickers in the country... is a candidate for All-SEC accolades and the Groza Award, which recognizes the nation's top placekicker... has been Carolina's placekicker in every game over the past three seasons... owns the school record with 124 consecutive extra points made... is the school record holder in both PATs made (130) and attempted (131)... is second in career points scored with 289, behind only Collin Mackie (330)... has hit on nearly 75 percent of his career field goal attempts and that average jumps to 81 percent when attempting from under 50 yards... owns a career-long of 52 yards... has seven games of three-plus field goals with a career-high of four... longest consecutive field goal streak is 12... was a second-team All-SEC selection in 2014... has earned two SEC Special Teams Player of the Week accolades... nominated for the Allstate AFCA Good Works Team... a two-time member of the SEC Fall Academic Honor Roll.

**2015:** Led the team with 85 points scored... hit on 20-of-28 field goals (71.4 percent) and all 25 extra points... ranked eighth among kickers in the SEC with 7.1 points per game and was third with 1.67 field goals made per game... connected three field goals against Kentucky... hit from 45 and from a then-career-long 51-yards at Georgia... it was his first make from 50+ yards in five career tries... bettered that with a 52-yarder against UCF... finished the day with 11 points against the Knights with three field goals and a pair of extra points... matched his career high with four field goals while matching a school record with six field goal attempts in the win over Vanderbilt, earning a Groza "Star of Stars" Award... connected on all three field goal attempts against The Citadel... garnered a spot on the SEC Fall Academic Honor Roll... named the Jim Carlen Special Teams Player of the Spring for the second time in his career at the 2015 Garnet & Black Spring Game.

## 2016 GAME-BY-GAME

Date	Opponent	FGM-A	1-19	20-29	30-39	40-49	50+	Lg	Blk
9/1	at Vanderbilt								
9/10	at Mississippi St.								
9/17	East Carolina								
9/24	at Kentucky								
10/1	Texas A&M								
10/8	Georgia								
10/22	Massachusetts								
10/29	Tennessee								
11/5	Missouri								
11/12	at Florida								
11/19	Western Carolina								
11/26	Clemson								

### 2016 Totals

2016 Preseason All-SEC (Coaches & Media)

2016 Lou Groza Award Candidate

2014 Second-Team All-SEC (Coaches)


2014 Lou Groza Semifinalist

2014 SEC Special Teams Player of the Week (ECU)

2014 SEC Fall Academic Honor Roll

2013 SEC Special Teams Player of the Week (Missouri)

2013 SEC Freshman of the Week (Florida)



Elliott Fry

## Player Notes



### Terry GOOGER

**5**

**WR • 6-4 • 220 • SO. • 1L**  
Atlanta, Ga.  
(Woodward Academy)

**LAST SEASON vs. VANDERBILT:** Made one catch for 13 yards, setting up a 3rd quarter field goal

#### CAREER STATISTICS

Year	GP/GS	Rec	Yds	Avg	TD	Long
2015	11/2	5	74	14.8	0	22
2016						
<b>Total</b>	<b>11/2</b>	<b>5</b>	<b>74</b>	<b>14.8</b>	<b>0</b>	<b>22</b>

**2015:** Played in 11 of 12 games... caught five passes for 74 yards... had a solid debut as a Gamecock, catching a pair of passes for 39 yards against North Carolina... made his first career start at Georgia... caught a 13-yard pass against Vanderbilt... gained his second start at Texas A&M... had a 14-yard reception at Tennessee... had an 8-yard catch against The Citadel... did not play in the season finale against Clemson... earned a spot on the SEC Fall Academic Honor Roll... garnered Most Improved Wide Receiver accolades at the 2015 Garnet & Black Spring Game.

#### SINGLE-GAME HIGHS

Receptions.....2, North Carolina, 2015  
Yards Receiving.....39, North Carolina, 2015  
Long Reception.....22, North Carolina, 2015



### Kelsey GRIFFIN

**94**

**DL • 6-2 • 295 • SR. • 3L**  
Buford, Ga.  
(Mill Creek)

#### CAREER STATISTICS

Year	GP/GS	UT	AT	TT	TFL	QBS	INT	PBU	QBH	FF	FR
2013	9/0	7	5	12	0.5-1	0.5-1	0	0	0	0	0
2014	6/0	4	4	8	1.0-1	0.0-0	0	0	0	0	0
2015	11/0	9	5	14	3.5-17	2.5-13	0	0	0	0	0
2016											
<b>Total</b>	<b>26/0</b>	<b>20</b>	<b>14</b>	<b>34</b>	<b>5.0-19</b>	<b>3.0-14</b>	<b>0</b>	<b>0</b>	<b>0</b>	<b>0</b>	<b>0</b>

**2015:** Played in 11 of 12 games, collecting 14 tackles... had 3.5 tackles for loss and 2.5 sacks... had a key performance in the season opener, collecting 1.5 sacks in key moments to stall drives for North Carolina... credited with three stops against Florida, including a six-yard sack and another four-yard tackle for loss... credited with three solo tackles against The Citadel... earned a spot on the SEC Fall Academic Honor Roll for the second-straight year.

#### SINGLE-GAME HIGHS

Tackles.....5, Coastal Carolina, 2013  
Tackles for Loss.....2.0, Florida, 2015  
Sacks.....1.5, North Carolina, 2015



### Cory HELMS

**51**

**OL • 6-4 • 310 • JR. • SQ**  
Alpharetta, Ga.  
(Milton/Wake Forest)

#### 2013 Freshman All-American

Junior offensive lineman who sat out the 2015 campaign after transferring from Wake Forest, where he played in all 24 games, making 23 starts from 2013-14... expected to be a starter at either center or guard... listed as the first-team right guard and second-team center entering the fall.

#### CAREER STATS (AT USC)

Year	Games	Starts
2016		
<b>Total</b>		

**2015:** Former Wake Forest offensive lineman who joined the Gamecocks in the fall... was not eligible due to NCAA transfer rules.



Kelsey Griffin

# Player Notes



## T.J. HOLLOWAN

**11**

**LB • 6-2 • 230 • SR. • 3L**  
Stone Mountain, Ga.  
(St. Pius X)

2013 Athlon's Third-team Freshman All-American

### CAREER STATISTICS

Year	GP/GS	UT	AT	TT	TFL	QBS	INT	PBU	QBH	FF	FR
2013	13/3	28	16	44	5.0-13	1.0-6	3	1	1	0	0
2014	13/4	20	13	33	2.5-18	1.0-13	0	1	1	0	0
2015	10/9	42	21	63	2.5-3	0.0-0	2	2	3	0	3
2016											
<b>Total</b>	<b>36/16</b>	<b>90</b>	<b>50</b>	<b>140</b>	<b>10.0-34</b>	<b>2.0-19</b>	<b>5</b>	<b>4</b>	<b>5</b>	<b>0</b>	<b>3</b>

**LAST SEASON vs. VANDERBILT:** Finished with three tackles... recovered a fumble in the 1st quarter, setting up South Carolina's first points of the game, a field goal.

Named the Dr. Harris Pastides Outstanding Student-Athlete Representative at the 2016 Garnet & Black Spring Game... was a team captain in 2015.

### SINGLE-GAME HIGHS

Tackles ..... 9, Clemson, 2015  
Tackles for Loss ..... 1.0, 9x; last Missouri, 2015  
Sacks ..... 1.0, twice, Coastal Carolina, 2013 and South Alabama, 2014  
QB Hurries ..... 2, UCF, 2015  
Pass Break Ups ..... 1, 4x, last: Vanderbilt, 2015  
Interceptions ..... 2, UCF, 2015  
Fumble Recoveries..... 1, 3x: Vanderbilt, 2015 and Clemson, 2015

**2015:** Played in 10 games making nine starts... third on the team with 63 tackles including 2.5 tackles for loss... picked off a pair of passes and recovered three fumbles, tops in the SEC and tied for seventh in the country... named a permanent team captain despite not playing in the season's first two games... saw his first game action at Georgia and was credited with four tackles... earned the start at the MIKE linebacker position against UCF and responded with six tackles, including a tackle for loss, a pair of interceptions, a pass break up and two hurries... had six stops including a tackle for loss and a pass break up at Missouri... credited with six stops at LSU... picked up a fumble against Vanderbilt... logged eight tackles at Texas A&M and against Florida... notched seven stops and recovered a fumble at Tennessee... credited with six solo tackles versus The Citadel... posted a career-high nine tackles and recovered a fumble in the season finale against Clemson... had an excellent spring in which he was recognized along with Gerald Dixon Jr. as the Everyday Effort award winner for the defense.



## Hayden HURST

**81**

**TE • 6-5 • 250 • SO. • 1L**  
Jacksonville, Fla.  
(The Bolles School)

Former professional baseball player who played in the Pittsburgh Pirates' organization before walking on to the Carolina football team in the summer of 2015... placed on scholarship in the spring of 2016.

### CAREER STATISTICS

Year	GP/GS	Rec	Yds	Avg	TD	Long
2015	12/1	8	106	13.2	0	28
2016						
<b>Total</b>	<b>12/1</b>	<b>8</b>	<b>106</b>	<b>13.2</b>	<b>0</b>	<b>28</b>

### SINGLE-GAME HIGHS

Receptions.....2, 3 times, 2015  
Yards Receiving ..... 47, Texas A&M, 2015  
Long Reception..... 47, Texas A&M, 2015

**2015:** Walk-on who joined the squad in the summer... played in all 12 games, making one start... caught eight passes for 106 yards... played at tight end and on special teams early in the season... moved to wide receiver after the UCF game... caught his first pass, a nine-yard reception, at LSU... hauled in a career-long 47-yard reception at Texas A&M... had a pair of receptions at Tennessee for 29 yards... made his first career start and responded with a pair of catches for 12 yards against Florida... had two catches versus The Citadel.



## Ulric JONES

**93**

**DL • 6-5 • 300 • JR. • SQ**  
Oxford, Ala.  
(Oxford/Butler C.C.)

### CAREER STATISTICS

Year	GP/GS	UT	AT	TT	TFL	QBS	INT	PBU	QBH	FF	FR
2016											
<b>Total</b>											

Big lineman who returned to the defensive unit in the spring of 2016 after spending time on both sides of the ball in his first year in Columbia... has two years of eligibility remaining.

### SINGLE-GAME HIGHS

Tackles .....  
Tackles for loss .....  
QB Hurries .....  
Sacks .....  
Interceptions .....  
Fumble Recovery.....

**2015:** Redshirted in his first season with the Garnet & Black... began his Gamecock career on the defensive line... was moved midway through the year to the offensive side of the ball where he worked at tight end.

# Player Notes



**Sean  
KELLY**

**13**

**P • 5-10 • 190 • SR. • 1L**  
Oakland, Fla.  
(West Orange/FAU)

### CAREER STATISTICS

Year	GP	No.	Yards	Avg.	Long	TB	FC	I20
2012	12	68	2711	39.9	68	5	6	16
2013	12	72	3072	42.7	64	5	21	26
2015	11	50	2185	43.7	69	4	15	22
2016								
<b>Total</b>	<b>35</b>	<b>190</b>	<b>7968</b>	<b>41.9</b>	<b>69</b>	<b>14</b>	<b>42</b>	<b>64</b>

**LAST SEASON vs. VANDERBILT:** Punted the ball five times for an average of 42.6 yards... had a long punt of 54 yards and twice pinned Vanderbilt inside of the 20.

Senior punter who turned in an outstanding junior campaign in his first season with the Gamecocks... a candidate for all-conference recognition... experienced player who was the starting punter at FAU for two seasons prior to his arrival in Columbia... has averaged 42.1 yards on 195 career punts with 67 inside the 20 and 47 over 50 yards.

**2015:** Transfer who joined the Gamecocks in January of 2015 as a walk-on... was the only punter to go through spring drills... earned a spot on the Ray Guy Award Watch List... averaged 44.3 yards per punt with a net average of 41.3... ranked fourth in the SEC in punting average, while the Gamecocks were second in the league and seventh in the country in net punting... 45 percent (25-of-55) of his punts were inside the 20 with just four touchbacks... had 14 punts of 50-plus yards... averaged 46.5 yards on five punts with two inside the 20 and a long of 60 in his debut against North Carolina... also converted a fourth down with a 17-yard run off a fake... averaged 45.0 yards on four punts with three inside the 20 against UCF... had a 54-yard punt with three of four inside the 20 at Missouri... averaged 49.7 yards on six punts at Tennessee, including three of 50-plus yards, including a 56-yarder... boomed a career-long 69-yard punt against Florida... averaged 49.3 yards on three punt against The Citadel, including a 58-yarder... averaged 49.8 yards on five punts with a long of 68 against Clemson.



**Jamarcus  
KING**

**7**

**DB • 6-2 • 180 • JR. • JC**  
Mobile, Ala.  
(Blount/Coffeyville C.C.)

### CAREER STATISTICS

Year	GP/GS	UT	AT	TT	TFL	QBS	INT	PBU	QBH	FF	FR
2016											
<b>Total</b>											

**2015:** One of the nation's top junior college cornerbacks... played two seasons at Coffeyville Community College in Kansas for head coach Aaron Flores... registered 37 tackles with three interceptions and a team-high 10 pass break-ups, helping the 14th-ranked Red Ravens to an 8-3 record, while garnering first-team All-Jayhawk Conference and honorable mention All-America accolades in his sophomore season... the four-star athlete is the number one-rated junior college cornerback in the country and the seventh-best JUCO prospect regardless of position according to Rivals... considered a four-star prospect, the No. 2 junior college cornerback in the country and the 16th-best JUCO prospect overall by 247Sports Composite... ESPN gives him four stars and considers him as the top cornerback and the 10th-best junior college player in the country... rated a four-star prospect and a JUCO All-American by *PrepStar*.

### SINGLE-GAME HIGHS

Tackles .....	
Tackles for loss .....	
QB Hurries .....	
Sacks .....	
Interceptions .....	
Fumble Recovery.....	



**Alan  
KNOTT**

**70**

**OL • 6-4 • 290 • JR. • 2L**  
Tyrone, Ga.  
(Sandy Creek)

**2016 Rimington Award Watch List**  
**2015 Rimington Award Watch List**

Limited in the early part of fall camp with a hand injury.

### CAREER STATS

Year	Games	Starts
2014	13	8
2015	10	9
2016		
<b>Total</b>	<b>23</b>	<b>17</b>

**2015:** Offensive center who started each of the season's first three games... suffered a high ankle sprain at Georgia and was not able to play against UCF or Missouri... returned to the starting lineup at LSU... played the second half against Vanderbilt...

returned to the starting lineup at Texas A&M and held that position throughout the remainder of the season, making nine starts overall... named to Rimington Watch List... put together an excellent spring where he was recognized by the coaches as the Most Improved Offensive Lineman and also the Joe Morrison Offensive Player of the Spring.

# Player Notes



## Abu LAMIN

**99**

**DL • 6-4 • 310 • SR. • 2L**  
**Fayetteville, N.C.**  
 (Trinity Christian/Fort Scott C.C.)

### CAREER STATISTICS

Year	GP/GS	UT	AT	TT	TFL	QBS	INT	PBU	QBH	FF	FR
2014	10/0	4	4	8	0.0-0	0.0-0	0	0	0	0	0
2015	10/0	4	1	5	0.0-0	0.0-0	0	0	0	0	0
<b>2016</b>											
<b>Total</b>	<b>20/0</b>	<b>8</b>	<b>5</b>	<b>13</b>	<b>0.0-0</b>	<b>0.0-0</b>	<b>0</b>	<b>0</b>	<b>0</b>	<b>0</b>	<b>0</b>

**2015:** Played in limited duty in 10 games, making five tackles... did not play against either North Carolina or Tennessee... two of his five tackles came in the Citadel contest.

### SINGLE-GAME HIGHS

Tackles ..... 2, 3 times, Texas A&M, 2014  
 Vanderbilt, 2014 and Citadel, 2015



## Chris LAMMONS

**3**

**DB • 5-10 • 190 • JR. • 2L**  
**Lauderhill, Fla.**  
 (Plantation)

### CAREER STATISTICS

Year	GP/GS	UT	AT	TT	TFL	QBS	INT	PBU	QBH	FF	FR
2014	10/7	20	1	21	0.5-1	0.0-0	0	0	0	0	0
2015	8/4	18	6	24	1.5-5	0.0-0	1	4	0	0	0
<b>2016</b>											
<b>Total</b>	<b>18/11</b>	<b>38</b>	<b>7</b>	<b>45</b>	<b>2.0-6</b>	<b>0.0-0</b>	<b>1</b>	<b>4</b>	<b>0</b>	<b>0</b>	<b>0</b>

**LAST SEASON vs. VANDERBILT:** Finished with three tackles and made a crucial interception, the first of his career, with Vanderbilt driving in the 4th quarter.

### SINGLE-GAME HIGHS

Tackles ..... 6, Auburn, 2014  
 Tackles for Loss ..... 1.0, Missouri, 2015  
 Interceptions ..... 1, Vanderbilt, 2015  
 Pass Breakups ..... 2, Tennessee, 2015

**2015:** Played in eight games making four starts in a season that was hampered by injury... credited with 24 tackles, four pass breakups and an interception... earned the start in the season opener against North Carolina and recorded five tackles... missed the next three games with a knee injury... returned against Missouri and recorded a tackle for loss among his two stops... saw more action at LSU and logged five stops... registered three tackles and his first career interception against Vanderbilt... made his second start of the season at Texas A&M and notched a tackle and a pass breakup... had a pair of pass breakups at Tennessee... notched four tackles and a pass breakup in a start versus Florida... had three stops including a half tackle for loss against The Citadel... did not play in the season finale against Clemson... named to the SEC Fall Academic Honor Roll following the season... garnered the Harold White GPA award for the defense at the 2015 spring game.



## Marquavius LEWIS

**8**

**DL • 6-3 • 270 • SR. • 1L**  
**Greenwood, S.C.**  
 (Greenwood/Hutchinson C.C.)

### CAREER STATISTICS

Year	GP/GS	UT	AT	TT	TFL	QBS	INT	PBU	QBH	FF	FR
2015	12/12	26	19	45	4.5-23	3.0-20	0	1	6	0	0
<b>2016</b>											
<b>Total</b>	<b>12/12</b>	<b>26</b>	<b>19</b>	<b>45</b>	<b>4.5-23</b>	<b>3.0-20</b>	<b>0</b>	<b>1</b>	<b>6</b>	<b>0</b>	<b>0</b>

**LAST SEASON vs. VANDERBILT:** Recorded four tackles, two tackles for loss and two quarterback hurries... Made one sack.

Only returning player who started every game in 2015... for the second year

in a row, selected by the coaching staff as the Rex Enright Defensive Player of the Spring.

### SINGLE-GAME HIGHS

Tackles ..... 9, LSU, 2015  
 Tackles for loss ..... 2.0, Vanderbilt, 2015  
 Sacks ..... 1.0, 3 times: LSU, 2015  
 Vanderbilt and Tennessee, 2015  
 QB Hurries ..... 2, twice: Vanderbilt, 2015  
 and Florida, 2015  
 Pass Break Ups ..... 1, Kentucky, 2015

**2015:** One of six players on the squad who started every game... ranked sixth on the team with 45 tackles... logged 4.5 tackles for loss and was second on the team with 3.0 sacks... led the squad with six quarterback hurries... was in on four tackles with a quarterback hit and pass break up against North Carolina in his Gamecock debut... had his best game at Missouri with eight stops then topped that at LSU with nine tackles including his first career sack and another quarterback hurry... had a pair of tackles for loss including a sack and credited with two quarterback hurries against Vanderbilt... had four tackles including a sack at Tennessee... selected as the Rex Enright Defensive Player of the Spring by the coaching staff.

## Player Notes



### Kyle MARKWAY

**84** TE • 6-5 • 245 • SO. • 1L  
St. Louis, Mo.  
(St. John Vianney)

Missed the first half of fall camp after having a screw placed in his foot in the spring.

**2015:** True freshman who has appeared in all 12 games, making one start... a regular on special teams, but has also saw some action at tight end... logged three receptions for 57 yards, an average of 19.0 yards per catch... caught his first pass in his home state of Missouri... had a season-long 27-yard completion at Texas A&M... also caught a pass against Florida... made his first start against The Citadel.

#### CAREER STATISTICS

Year	GP/GS	Rec	Yds	Avg	TD	Long
2015	12/1	3	57	19.0	0	27
<b>Total</b>	<b>12/1</b>	<b>3</b>	<b>57</b>	<b>19.0</b>	<b>0</b>	<b>27</b>

#### SINGLE-GAME HIGHS

Receptions.....	1, Three times, 2015
Yards Receiving .....	27, Texas A&M, 2015
Long Reception.....	27, Texas A&M, 2015



### Brandon MCILWAIN

**11** QB • 6-0 • 205 • FR. • HS  
Newtown, Pa.  
(Council Rock North)

#### HIGH SCHOOL:

Two-sport standout who graduated from Council Rock North High School in Newtown, Pa. in December 2015 and enrolled at South Carolina in January... threw for 1,720 yards and 18 touchdowns on 147-of-252 passing and rushed for 1,545 yards and 31 touchdowns on 227 carries as a senior, helping the Indians to the Suburban One League Continental Conference title, their first since 2006, and a 7-4 mark overall... as a defensive back, he collected 62 tackles and two

interceptions, returning one for a score for the Indians... played for head coach Adam Collachi... named the Pennsylvania Gatorade Player of the Year, the AP Class AAAA Player of the Year, a Mini Max Award from the prestigious Maxwell Club, Southeastern Pennsylvania Player of the Year by The Inquirer, CBS Philly's Player of the Year and the Maxwell Club PA Player of the Year... during his junior season he threw for 2,100 yards and 18 touchdowns and rushed for 1,100 yards and 20 scores... named an Elite 11 quarterback after his summertime performance at The Opening national event... in four years he produced 10,427 total yards of offense and 124 touchdowns (6,545 yards and 54 TDs passing; 3,882 yards and 70 TDs rushing)... Rivals considers him a four-star prospect, the eighth-best player in Pennsylvania and the 13th-best dual-threat quarterback in the nation... 247Sports ranks him as a four-star recruit, the No. 2 dual-threat quarterback in the country and No. 153 overall... ESPN has him as a four-star recruit, the fourth-best player in the state, the nation's seventh-best dual threat quarterback and No. 118 overall... rated a *PrepStar* All-American, a four-star prospect and No. 251 overall... on the diamond, he hit .414 with seven homers, 28 RBI and 22 stolen bases for a team that went 19-6 and reached the state quarterfinals... also logged a 7-3 record and 1.26 ERA on the mound with 42 strikeouts and 13 walks... was a Perfect Game All-American and played in the Area Code Games... considered to be a potential first round pick in the baseball draft as he was rated the No. 16 best high school prospect for the 2016 MLB Draft by *Baseball America* and DI Baseball.

#### CAREER STATISTICS

-PASSING-						
Year	GP/GS	Com-Att	Int	Pct.	Yds	TD Long
2016						
<b>Totals</b>						

-RUSHING-						
Year	GP/GS	Att	Yds	Avg	TD	Long
2016						
<b>Totals</b>						

#### SINGLE-GAME HIGHS

Pass Attempts .....	
Pass Completions .....	
Passing Yards .....	
Passing Touchdowns.....	
Longest Pass .....	
Rushing Attempts.....	
Rushing Yards.....	
Longest Rush .....	



### Nick MCGRIFF

**48** LS • 6-0 • 225 • SO. • 1L  
Gainesville, Fla.  
(Gainesville)

**2015:** Redshirt freshman long snapper who saw action in six games... saw his first collegiate action against UCF... also appeared against Missouri, LSU, Vanderbilt, Texas A&M and Florida... named to the SEC Fall Academic Honor Roll.

#### 2016 GAME-BY-GAME

Date	Opponent	Com-Att-Int	Pct.	Yds	TD	Long	Rush-Yds-TD
9/1	at Vanderbilt						
9/10	at Mississippi St.						
9/17	East Carolina						
9/24	at Kentucky						
10/1	Texas A&M						
10/8	Georgia						
10/22	Massachusetts						
10/29	Tennessee						
11/5	Missouri						
11/12	at Florida						
11/19	Western Carolina						
11/26	Clemson						
<b>2016 Totals</b>							

# Player Notes



## Rico MCWILLIAMS

**1**

**DB • 5-11 • 190 • SR. • 3L**  
Hampton, Ga.  
(Lovejoy)

### CAREER STATISTICS

Year	GP/GS	UT	AT	TT	TFL	QBS	INT	PBU	QBH	FF	FR
2013	9/2	0	1	1	0.0-0	0.0-0	0	0	0	0	0
2014	12/6	27	6	33	1.0-3	0.0-0	0	5	0	0	0
2015	12/10	24	8	32	1.0-1	0.0-0	0	2	0	0	1
2016											
<b>Total</b>	<b>33/18</b>	<b>51</b>	<b>15</b>	<b>66</b>	<b>2.0-4</b>	<b>0.0-0</b>	<b>0</b>	<b>7</b>	<b>0</b>	<b>0</b>	<b>1</b>

**LAST SEASON vs. VANDERBILT:** Posted one tackle, which was also his lone tackle for loss of the season.

Senior cornerback who is one of six returning starters on the defensive side...

owns 18 career starts, second among returning players behind only Skai Moore... is a two-time member of the SEC Fall Academic Honor Roll.

**2015:** Played in all 12 games, starting 10... started in every game except Georgia and Texas A&M... credited with 32 tackles including 24 solo stops... had a pair of pass breakups and recovered a fumble... matched his career high with six tackles against UCF and against Florida... had a tackle for loss against Vanderbilt... turned in a solid spring as he was named Most Improved Cornerback on the squad.

### SINGLE-GAME HIGHS

Tackles ..... 6, 4x: Miami (Fla.), 2014  
UCF, 2015, Florida, 2015  
and Clemson, 2015  
Tackles for Loss ..... 1.0, 2x: East Carolina, 2014,  
Vanderbilt, 2015  
Pass Break Ups ..... 4, Tennessee, 2014



## Chris MOODY

**6**

**LB • 6-1 • 220 • SR. • 3L**  
McDonough, Ga.  
(Henry County)

### CAREER STATISTICS

Year	GP/GS	UT	AT	TT	TFL	QBS	INT	PBU	QBH	FF	FR
2013	12/0	4	3	7	0.0-0	0.0-0	0	0	1	0	0
2014	13/7	25	12	37	0.0-0	0.0-0	1	1	0	0	1
2015	12/0	3	1	4	0.5-1	0.0-0	0	1	0	0	0
2016											
<b>Total</b>	<b>37/7</b>	<b>32</b>	<b>16</b>	<b>48</b>	<b>0.5-1</b>	<b>0.0-0</b>	<b>1</b>	<b>2</b>	<b>1</b>	<b>0</b>	<b>1</b>

**LAST SEASON vs. VANDERBILT:** Tallied one tackle, combining with Jonathan Walton for his first career tackle for loss.

Senior safety who took some time away from the team in the off-season before electing to rejoin the squad during spring drills.

**2015:** Junior who was a regular on special teams and also saw action at safety... played in all 12 games... recorded his first tackle of the year against Georgia... had a pass break up in the end zone at Missouri... had a pair of stops at LSU... recorded a half-tackle for loss in the win over Vanderbilt.

### SINGLE-GAME HIGHS

Tackles ..... 8, Texas A&M, 2014  
Tackles for Loss ..... 0.5, Vanderbilt, 2015  
QB Hurries ..... 1, UCF, 2013  
Interceptions ..... 1, Furman, 2014  
Passes Broken Up ..... 1, twice; last: Vanderbilt, 2015  
Fumbles Recovered..... 1, Auburn, 2014



## Steven MONTAC

**22**

**DB • 5-11 • 190 • SO. • TR**  
Covington, Ga.  
(Newton/Coffeyville C.C.)

### CAREER STATISTICS

Year	GP/GS	UT	AT	TT	TFL	QBS	INT	PBU	QBH	FF	FR
2016											
<b>Total</b>											

Junior college transfer who joined the Gamecocks in August of 2016... has four years to play three at South Carolina.

**2015:** Spent one season at Coffeyville Community College in Kansas... played

defensive back for head coach Aaron Flores... recorded 17 tackles with one interceptions and three pass breakups... helped the 14th-ranked Red Ravens to an 8-3 record.

### SINGLE-GAME HIGHS

Tackles .....  
Tackles for loss .....  
QB Hurries .....  
Sacks .....  
Interceptions .....  
Fumble Recovery.....



Rico McWilliams

# Player Notes



## Skai MOORE

**10**

**LB • 6-2 • 220 • SR. • 3L**  
Cooper City, Fla.  
(University)

2015 Second-team All-SEC (AP and Coaches)  
2015 SEC Defensive Player of the Week (N. Carolina)  
2014 Independence Bowl Defensive MVP  
2013 Second-Team Freshman All-America (247Sports)  
2013 Coaches SEC All-Freshman Team

### CAREER STATISTICS

Year	GP/GS	UT	AT	TT	TFL	QBS	INT	PBU	QBH	FF	FR
2013	13/4	30	26	56	3.5-7	0.5-3	4	0	0	0	1
2014	12/9	52	41	93	2.5-13	1.0-9	3	0	1	0	1
2015	12/11	69	42	111	6.5-21	2.0-11	4	4	1	3	1
Redshirting											
<b>Total</b>	<b>37/24</b>	<b>151</b>	<b>109</b>	<b>260</b>	<b>12.5-41</b>	<b>3.5-23</b>	<b>11</b>	<b>4</b>	<b>2</b>	<b>3</b>	<b>3</b>

Senior linebacker who will take a redshirt year in 2016 due to a neck injury... suffered a herniated disk that required surgery... expected to return in 2017... most decorated returning player on the roster... was a second-team All-SEC selection in 2015 by both the AP and the league's coaches... has tallied 260 career tackles, needing 47 to move into the school's all-time top-10... has led the team in tackles for three-consecutive seasons, becoming the first player to do so since Tony Watkins from 1992-94... could become the first Gamecock to lead the team in tackles for four-straight seasons, a feat that has been done just 11 times in NCAA Division I history... has recorded 10 games with double-figures in tackles... also owns 11 career interceptions, tying for third on the all-time list and just three shy of Bo Davies' school record of 14... owns a team-best 24 career starts and has a trio of two-interception games.

**2015:** Named one of six team captains... earned second-team All-SEC accolades by both the AP and coaches after leading the team with 111 tackles, which ranked third in the SEC with 9.2 tackles per game... also led the team with 6.5 tackles for loss and with four pass interceptions, tying for fourth in the SEC... led the team and tied for fourth in the SEC with three forced fumbles... became the first Gamecock to reach the century mark in tackles since 2006, while his 111 tackles was the second-highest total recorded by a South Carolina player in the last 25 years... recorded double-figures in tackles six times, including a career-high 14 tackles at Texas A&M... keyed the Gamecocks in their season opening victory, picking off two passes in the end zone against North Carolina... also led the team with 11 tackles while earning SEC Defensive Player of the Week accolades... made eight tackles with a tackle for loss against Kentucky, and returned his third interception of the season 14 yards to set up a touchdown... credited with a dozen stops at Georgia and at Missouri... added nine tackles against UCF... had 11 stops including a strip sack with a fumble that he recovered against Vanderbilt... also had an interception and a pass break up against the Commodores... had six stops with 1.5 tackles for loss and a sack at Tennessee... did not start and saw only limited action against The Citadel after missing much of the week's practice time due to a death in the family... came back with a game-high 13 tackles and forced a pair of fumbles against Clemson... recognized with the Big Plays award for the defense in the spring.

### SINGLE-GAME HIGHS

Tackles .....	14, Texas A&M, 2015
Tackles for Loss .....	1.5, twice: North Carolina, 2013 and Tennessee, 2015
Sacks .....	1.0, 3x: East Carolina, 2014 Vanderbilt 2015 and Tennessee, 2015
Interceptions .....	2, 3x, last: North Carolina, 2015
Forced Fumbles .....	2, Clemson, 2015
Fumbles Recovered .....	1, 3x, last: Vanderbilt, 2015
QB Hurries .....	1, twice: Vanderbilt, 2014 and Florida, 2015
Pass Break Ups .....	2, UCF, 2015



## Lorenzo NUÑEZ

**19**

**WR • 6-3 • 205 • SO. • 1L**  
Kennesaw, Ga.  
(Harrison)

Moved to wide receiver on a more permanent basis at the start of fall camp... Athletic performer who moved to the wide receiver position early in fall camp... regarded as an excellent runner who continues to work on his throwing abilities... strained a knee, causing him to miss the second half of spring drills... garnered valuable playing time last fall as a true freshman, including a pair of starts... is 1-1 as a starting quarterback

**2015:** Completed 32-of-52 passes for 376 yards and three touchdowns, while rushing for 375 yards (second on the team) on just 59 carries, a 6.4-yard average, with two more scores... was 1-1 in his two starts... made his debut against Kentucky, rushing twice for 40 yards... saw more action at Georgia, leading the team with 10 carries for 76 yards rushing and a touchdown, and was 4-for-5 passing for 18 yards... made his first start vs. UCF and rushed for 123 yards on 18 carries while completing 12-of-22 passes for 184 yards and two scores... passed for 172 yards and rushed for 60 in a start at Missouri... left the contest with a sprained right shoulder... the Mizzou-South Carolina game was the first time in SEC history that both teams started true freshmen at quarterback (Nuñez and Drew Lock)... did not dress for the LSU or Vanderbilt contests due to the injury... played one play at Texas A&M, a seven-yard touchdown run... had a pair of carries against Tennessee... did not dress versus The Citadel... was Carolina's leading rusher versus Clemson, carrying 10 times for 75 yards, including a season-best 47-yard burst.

### CAREER STATISTICS

-PASSING-							
Year	GP/GS	Com-Att	Int	Pct.	Yds	TD	Long
2015	8/2	32-52	3	61.5	376	3	35
2016							
<b>Total</b>	<b>8/2</b>	<b>32-52</b>	<b>3</b>	<b>61.5</b>	<b>376</b>	<b>3</b>	<b>35</b>
-RUSHING-							
Year	GP/GS	Att	Yds	Avg	TD	Long	
2015	8/2	59	375	6.4	2	47	
2016							
<b>Total</b>	<b>8/2</b>	<b>59</b>	<b>375</b>	<b>6.4</b>	<b>2</b>	<b>47</b>	
-RECEIVING-							
Year	GP/GS	Rec	Yds	Avg	TD	Long	
2015	8/2	0	0	--	0	--	
2016							
<b>Total</b>	<b>8/2</b>	<b>0</b>	<b>0</b>	<b>--</b>	<b>0</b>	<b>--</b>	

### SINGLE-GAME HIGHS

Pass Attempts .....	24, Missouri, 2015
Pass Completions .....	15, Missouri, 2015
Passing Yards .....	184, UCF, 2015
Passing Touchdowns .....	2, UCF, 2015
Longest Pass .....	35, twice: UCF and Missouri, 2015
Rushing Attempts .....	18, UCF, 2015
Rushing Yards .....	123, UCF, 2015
Longest Rush .....	47, Clemson, 2015
Rushing Touchdowns .....	1, twice: Georgia, 2015 and Texas A&M, 2015
100-yard Rushing Games .....	1, UCF, 2015
Receptions .....	
Yards Receiving .....	
Long Reception .....	
Receiving Touchdowns .....	

# Player Notes



## Perry ORTH

**10**

**QB • 6-1 • 200 • SR. • 1L**  
**Ponte Vedra, Fla.**  
**(Ponte Vedra/Fla. St. College)**

**LAST SEASON vs. VANDERBILT:** Completed 17-of-28 passes for 272 yards... Threw one touchdown and one interception... Connected with Pharoah Cooper on a 78-yard touchdown pass in the 3rd quarter, South Carolina's lone touchdown of the game.

Fifth-year senior who broke his left collarbone on March 26 in a spring practice and underwent surgery later that same day... a former walk-on, he logged a 1-7 record as a starter in 2015... named the Harold White GPA Award recipient for the offense at the 2016 Garnet & Black Spring Game.

**2015:** Former walk-on who established himself as the No. 1 signal-caller... placed on scholarship just prior to the start of the season... was 1-7 as a starter... completed 143-of-261 passes (54.8 percent) for 1,929 yards and 12 touchdowns with nine interceptions... also rushed 53 times for 138 yards and two scores... stepped in against Kentucky after Connor Mitch was sidelined with injuries... completed 13-of-20 passes for 179 yards and a touchdown against the Wildcats... made his first career start at Georgia... completed 6-of-17 passes for 66 yards with an interception... scored on a four-yard quarterback keeper against the Bulldogs... completed 14-of-28 passes for 200 yards and two touchdowns with one interception at LSU... topped that performance against Vanderbilt when he set then-career highs for completions (17), attempts (28) and yards passing (272), along with a 78-yard TD pass to Pharoah Cooper... was 15-for-24 for 192 yards and rushed 11 times for 64 yards, including a career-long 66-yarder, at Texas A&M... set then-career highs in completions (20), attempts (39) and touchdown passes (3) while throwing for 233 yards at Tennessee... threw a 38-yard TD pass to Cooper and caught a 17-yard TD pass from Cooper against Florida... had the most productive game of his career against The Citadel, connecting on 28-of-43 passes for 367 yards (10th-best in school history) and a touchdown... matched his career high with three touchdown passes against Clemson... named to the SEC Fall Academic Honor Roll... shared Most Improved Quarterback honors in the spring with Connor Mitch.

### CAREER STATISTICS

#### -PASSING-

Year	GP/GS	Com-Att-Int	Pct.	Yds	TD	Long
2013	1/0	1-1-0	1.000	5	0	5
2014	1/0	0-2-0	.000	0	0	0
2015	12/8	143-261-9	.548	1929	12	78
<b>2016</b>						
<b>Total</b>	<b>14/8</b>	<b>144-264-9</b>	<b>.545</b>	<b>1934</b>	<b>12</b>	<b>78</b>

#### -RUSHING-

Year	GP/GS	Att	Yds	Avg	TD	Long
2013	1/0	0	0	0.0	0	0
2014	1/0	1	-13	-13.0	0	0
2015	12/8	53	138	2.6	2	66
<b>2016</b>						
<b>Total</b>	<b>14/8</b>	<b>54</b>	<b>125</b>	<b>2.3</b>	<b>2</b>	<b>66</b>

#### -RECEIVING-

Year	GP/GS	Rec	Yds	Avg	TD	Long
2013	1/0	0	0	0.0	0	0
2014	1/0	0	0	0.0	0	0
2015	12/8	1	17	17.0	1	17
<b>2016</b>						
<b>Total</b>	<b>14/8</b>	<b>1</b>	<b>17</b>	<b>17.0</b>	<b>1</b>	<b>17</b>

### SINGLE-GAME HIGHS

Pass Attempts	43, Citadel, 2015
Pass Completions	28, Citadel, 2015
Passing Yards	367, Citadel, 2015
Passing Touchdowns	3, twice: Tennessee, 2015 and Clemson, 2015
Longest Pass	78, Vanderbilt, 2015
Rushing Attempts	11, Texas A&M, 2015
Rushing Yards	64, Texas A&M, 2015
Longest Rush	66, Texas A&M, 2015
Rushing Touchdowns	1, twice: Georgia, 2015 and Texas A&M, 2015
Receptions	1, Florida, 2015
Yards Receiving	17, Florida, 2015
Touchdown Receptions	1, Florida, 2015

### 2016 GAME-BY-GAME

Date	Opponent	Com-Att-Int	Pct.	Yds	TD	Long	Rush-Yds-TD
9/1	at Vanderbilt						
9/10	at Mississippi St.						
9/17	East Carolina						
9/24	at Kentucky						
10/1	Texas A&M						
10/8	Georgia						
10/22	Massachusetts						
10/29	Tennessee						
11/5	Missouri						
11/12	at Florida						
11/19	Western Carolina						
11/26	Clemson						

**2016 Totals**



Perry Orth

## Player Notes



### Christian OWENS

**23** WR • 6-5 • 215 • FR. • RS  
Griffin, Ga.  
(Griffin)

**2015:** Redshirted as a true freshman... enrolled in January and went through spring drills.

#### CAREER STATISTICS

Year	GP/GS	Rec	Yds	Avg	TD	Long
2016						
<b>Total</b>						

#### SINGLE-GAME HIGHS

Receptions.....	
Yards Receiving .....	
Long Reception .....	
Receiving Touchdowns .....	



### Darius PAULK

**30** RB • 5-8 • 205 • SR. • 1L  
Columbia, S.C.  
(Richland NE/N. Greenville)

**LAST SEASON vs. VANDERBILT:** Made one tackle, which came on punt coverage in the 4th quarter.

Former walk-on who earned a scholarship for the 2015 campaign in his first season of eligibility at South Carolina... brother, Rodney, played linebacker at South Carolina... brother, Leonard, played football at East Carolina.

**2015:** Was eligible for the first time at South Carolina after transferring... placed on scholarship prior to the start of the season... played in all 12 games... credited with five tackles on special teams... also rushed twice for three yards at Georgia... recognized with the Everyday Hustle award for the offense during the spring.

#### CAREER STATISTICS

-RUSHING-						
Year	GP/GS	Att	Yds	Avg	TD	Long
2015	12/0	2	3	1.5	0	3
2016						
<b>Total</b>	<b>12/0</b>	<b>2</b>	<b>3</b>	<b>1.5</b>	<b>0</b>	<b>3</b>
-RECEIVING-						
Year	GP/GS	Rec	Yds	Avg	TD	Long
2015	12/0	0	0	--	0	--
2016						
<b>Total</b>	<b>12/0</b>	<b>0</b>	<b>0</b>	<b>--</b>	<b>0</b>	<b>--</b>

#### SINGLE-GAME HIGHS

Rushing Attempts.....	2, Georgia, 2015
Rushing Yards.....	3, Georgia, 2015
Longest Rush .....	3, Georgia, 2015



### D.J. PARK


**69** OL • 6-4 • 330 • JR. • 2L  
Dillon, S.C.  
(Dillon)

Two-year letterman who could play either guard or tackle... put together an excellent spring, vaulting him into the projected first-team unit at right tackle entering the fall.

**2015:** Played in 10 of 12 games... most of his action came on special teams... earned one of four Everyday Effort awards presented in the spring at the Gamet & Black game.

#### CAREER STATS

Year	Games	Starts
2014	8	0
2015	10	0
2016		
<b>Total</b>	<b>18</b>	<b>0</b>



Darius Paulk



### Christian PELLEGE

**55** OL • 6-6 • 305 • SO. • 1L  
Brooksville, Fla.  
(Nature Coast Tech)

**2015:** Played in all 12 games, primarily on special teams.

#### CAREER STATS

Year	Games	Starts
2015	12	0
2016		
<b>Total</b>	<b>12</b>	<b>0</b>

# Player Notes



## Sherrod PITTMAN

**9**

**LB • 6-0 • 225 • FR. • RS**  
Jacksonville, Fla.  
(First Coast)

### CAREER STATISTICS

Year	GP/GS	UT	AT	TT	TFL	QBS	INT	PBU	QBH	FF	FR
2016											
<i>Total</i>											

Redshirt freshman line-backer who is ready to showcase his skills after missing the 2015 season while rehabbing from a broken leg suffered in high school.

**2015:** Redshirted as a true freshman... spent the fall rehabbing from a broken leg he suffered during his senior year of high school... enrolled early at Carolina in January of 2015... earned Outstanding Weight Room accolades for the defense during the spring.

### SINGLE-GAME HIGHS

Tackles .....	
Tackles for loss .....	
QB Hurries .....	
Sacks .....	
Interceptions .....	
Fumble Recovery.....	



## Will PUTNAM

**66**

**OL • 6-5 • 282 • FR. • HS**  
Harrisburg, N.C.  
(Hickory Ridge)

### CAREER STATS

Year	Games	Starts
2016		
<i>Total</i>		

**HIGH SCHOOL:** Played left tackle and defensive end for Hickory Ridge High in Harrisburg, N.C., graduating in 2016.. the Class 3AA Ragin' Bulls went 7-5 under head coach Marty Paxton in his senior season... considered a two-star prospect and the 50th-best player in North Carolina by Rivals...

rated a three-star prospect, the 50th-best player in the state of North Carolina and the nation's No. 112 offensive tackle in the country by 247Sports... ESPN ranks him as a two-star prospect, the 64th-best player in the state and the No. 132 offensive tackle in the nation... rated a two-star prospect and an All-Atlantic Region pick by PrepStar.



## Deebo SAMUEL

**1**

**WR • 6-0 • 205 • SO. • 1L**  
Inman, S.C.  
(Chapman)

### CAREER STATISTICS

-RECEIVING-						
Year	GP/GS	Rec	Yds	Avg	TD	Long
2015	5/3	12	161	13.4	1	48
2016						
<i>Total</i>	<i>5/3</i>	<i>12</i>	<i>161</i>	<i>13.4</i>	<i>1</i>	<i>48</i>
-KICK RETURNS-						
Year	GP/GS	No	Yds	Avg	TD	Long
2015	5/3	1	24	24.0	0	23
2016						
<i>Total</i>	<i>5/3</i>	<i>1</i>	<i>24</i>	<i>24.0</i>	<i>0</i>	<i>23</i>

Garnered the Joe Morrison Offensive Player of the Spring honors in 2016.

**2015:** Played in five games making three starts while battling injuries... ranked fourth on the team with 12 receptions for 161 yards and a touchdown... started in the season opener against North Carolina... suffered a hamstring injury in that contest... made his first catch for 10 yards against Kentucky... started and caught two passes for 20 yards against Georgia... continued to have issues with the hamstring and sat out the next seven

contests... returned to action against The Citadel and notched four receptions for 27 yards... moved back into the starting lineup for the season finale against Clemson and responded with a career-best performance, logging five catches for 104 yards and a his first career TD, a seven-yard catch... also had a career-long 48-yard reception in that contest... recognized with the Big Plays award for the offense in the spring.

### SINGLE-GAME HIGHS

Receptions.....	5, Clemson, 2015
Yards Receiving .....	104, Clemson, 2015
Long Reception .....	48, Clemson, 2015
Touchdown Receptions .....	1, Clemson, 2015
Long Kickoff Return .....	24, North Carolina, 2015



## Kiel POLLARD

**87**

**WR • 6-0 • 230 • FR. • HS**  
Moultrie, Ga.  
(Colquitt County)

### CAREER STATISTICS

Year	GP/GS	Rec	Yds	Avg	TD	Long
2016						
<i>Total</i>						

### SINGLE-GAME HIGHS

Receptions.....	
Yards Receiving .....	
Long Reception.....	
Receiving Touchdowns.....	

Signed as a wide receiver, but moved to tight end in fall camp.

**HIGH SCHOOL:** Named to the all-state team and was the 6A Offensive Player of the Year after helping lead Colquitt County to a 15-0 record and the Georgia state championship... graduated in 2016... logged 76 catches for 1,163 yards and 18 touchdowns as a senior... the Packers won two straight state titles and were ranked No. 2 in the USA Today poll in 2015... coached by Rush Propst... Rivals ranks him as a four-star prospect, the No. 23 player in the state of Georgia, the 15th-best "athlete" in the country and No. 249 overall... 247Sports considers him a three-star prospect and No. 86 in Georgia... ESPN also ranks him as a three-star prospect, the 84th-best player in the state and the 148th-best wide receiver in the country.

# Player Notes



## Jasper SASSER

**26** DB • 6-0 • 210 • JR. • 1L  
Jacksonville, Fla.  
(Wolfson)

### CAREER STATISTICS

Year	GP/GS	UT	AT	TT	TFL	QBS	INT	PBU	QBH	FF	FR
2014	10/0	4	4	8	0.0-0	0.0-0	0	0	0	0	0
2015	10/0	4	1	5	0.0-0	0.0-0	0	0	0	0	0
2016											
<b>Total</b>	<b>20/0</b>	<b>8</b>	<b>5</b>	<b>13</b>	<b>0.0-0</b>	<b>0.0-0</b>	<b>0</b>	<b>0</b>	<b>0</b>	<b>0</b>	<b>0</b>

**2015:** Saw limited action in two contests... played against LSU and Vanderbilt on special teams... did not record any statistics... had a pair of interceptions in the 2015 Garnet & Black Spring Game... named to the SEC Fall Academic Honor Roll for a second time.

### SINGLE-GAME HIGHS

Tackles .....	
Tackles for loss .....	
QB Hurries .....	
Sacks .....	
Interceptions .....	
Fumble Recovery.....	



## D.J. SMITH

**24** DB • 5-11 • 195 • JR. • 2L  
Marietta, Ga.  
(Walton)

### CAREER STATISTICS

Year	GP/GS	UT	AT	TT	TFL	QBS	INT	PBU	QBH	FF	FR
2014	12/1	8	3	11	0.0-0	0.0-0	0	1	0	0	0
2015	12/1	18	4	22	1.0-3	0.0-0	0	1	0	0	0
2016											
<b>Total</b>	<b>24/2</b>	<b>26</b>	<b>7</b>	<b>33</b>	<b>1.0-3</b>	<b>0.0-0</b>	<b>0</b>	<b>2</b>	<b>0</b>	<b>0</b>	<b>0</b>

**LAST SEASON vs. VANDERBILT:** Made two tackles, including one solo effort.

### SINGLE-GAME HIGHS

Tackles .....	4, 3x: Missouri, 2015
Tackles for loss .....	1.0, LSU, 2015
Pass Break Ups .....	1, twice: Kentucky, 2014 and LSU, 2015

**2015:** Saw action in all 12 games, primarily on special teams, but began to split

more time with Jordan Diggs as strong safety as the season progressed... credited with 22 tackles on the season, including 18 solo stops... had a career-high four tackles at Missouri... matched that with four stops, including a tackle for loss and a pass break up at LSU... had four solo stops at Texas A&M... made his first start of the season at Tennessee and responded with a pair of tackles... named to the SEC Fall Academic Honor Roll.



## Dante SAWYER

**95** DL • 6-3 • 275 • JR. • 1L  
Suwanee, Ga.  
(N. Gwinnett/E. Miss. C.C.)

### CAREER STATISTICS

Year	GP/GS	UT	AT	TT	TFL	QBS	INT	PBU	QBH	FF	FR
2015	11/4	9	8	17	2.5-18	2.5-18	0	1	1	0	1
2016											
<b>Total</b>	<b>11/4</b>	<b>9</b>	<b>8</b>	<b>17</b>	<b>2.5-18</b>	<b>2.5-18</b>	<b>0</b>	<b>1</b>	<b>1</b>	<b>0</b>	<b>1</b>

Sat out the spring while rehabbing from off-season shoulder surgery.

**2015:** Played in 11 of 12 games, making four starts... credited with 17 tackles including 2.5 sacks and a fumble recovery...

came off the bench in each of the first three games... provided one of the biggest plays of the game in a win over North Carolina, picking up a sack late in the fourth quarter with just under four minutes left to play... had a nine-yard sack in his first career start against UCF, his first of three-straight starts... had three tackles including a half-sack at Missouri... set a career high with five tackles and was credited with a pass breakup in a start at Tennessee... did not play against The Citadel as he was dealing with an injury... recovered a fumble against Clemson.

### SINGLE-GAME HIGHS

Tackles .....	5, Tennessee, 2015
Tackles for Loss .....	1.5, North Carolina, 2015
Sacks .....	1.0, twice: North Carolina, 2015 and UCF, 2015
Pass Breakups .....	1, Tennessee, 2015
Fumble Recovery.....	1, Clemson, 2015



Dante Sawyer

# Player Notes



## Jamari SMITH

**14** WR • 5-10 • 210 • JR. • 2L  
Jacksonville, Fla.  
(Fletcher)

Redshirt junior who moved back to the offensive side of the ball in the spring... has shuffled back-and-forth between offense and defense throughout his career in an attempt to get him on the playing field with more consistency and to fill positions of need.

**2015:** Special teams performer who saw action in 10 of 12 games... listed as a cornerback, but also spent time at wide receiver... did not log any statistics.

### CAREER STATISTICS

Year	GP/GS	-RUSHING-				
		Att	Yds	Avg	TD	Long
2013	9/0	14	108	7.7	1	52
2014	0/0	0	0	--	0	--
2015	10/0	0	0	--	0	--
2016						
<b>Total</b>	<b>19/0</b>	<b>14</b>	<b>108</b>	<b>7.7</b>	<b>1</b>	<b>52</b>

Year	GP/GS	-RECEIVING-				
		Rec	Yds	Avg	TD	Long
2013	9/0	0	0	--	0	--
2014	0/0	0	0	--	0	--
2015	10/0	0	0	--	0	--
2016						
<b>Total</b>	<b>19/0</b>	<b>0</b>	<b>0</b>	<b>--</b>	<b>0</b>	<b>--</b>

### SINGLE-GAME HIGHS

Carries..... 10, Coastal Carolina, 2013  
Yards Rushing ..... 103, Coastal Carolina, 2013  
Long Rush..... 52, Coastal Carolina, 2013  
Touchdowns Rushing..... 1, Coastal Carolina, 2013



## Taylor STALLWORTH

**90** DL • 6-2 • 310 • JR. • 2L  
Mobile, Ala.  
(Murphy)

### CAREER STATISTICS

Year	GP/GS	UT	AT	TT	TFL	QBS	INT	PBU	QBH	FF	FR
2014	8/0	4	4	8	0.0-0	0.0-0	0	0	0	0	0
2015	9/5	5	3	8	1.0-1	0.0-0	0	1	0	0	0
2016											
<b>Total</b>	<b>17/5</b>	<b>9</b>	<b>7</b>	<b>16</b>	<b>1.0-1</b>	<b>0.0-0</b>	<b>0</b>	<b>1</b>	<b>0</b>	<b>0</b>	<b>0</b>

**LAST SEASON vs. VANDERBILT:** Made two tackles, including a tackle for loss, and broke up a pass.

### SINGLE-GAME HIGHS

Tackles ..... 3, twice: South Alabama, 2014 and Miami (Fla.), 2014  
Tackles for Loss ..... 1.0, Vanderbilt, 2015  
Pass Break Ups ..... 1, Vanderbilt, 2015

**2015:** Played in nine contests, making five starts... credited with eight tackles... started each of the first three games... had a key fourth down stop in the season opening win over North Carolina... logged two tackles against UCF... credited with two tackles, including his first career tackle for loss and a pass breakup in a start against Vanderbilt... also started at Texas A&M, where he suffered a chest injury, causing him to miss a pair of games.



## Kobe SMITH

**97** DL • 6-2 • 305 • FR. • HS  
Lawrenceville, Ga.  
(Archer)

### CAREER STATISTICS

Year	GP/GS	UT	AT	TT	TFL	QBS	INT	PBU	QBH	FF	FR
2016											
<b>Total</b>											

True freshman who graduated from high school after the fall semester and enrolled at Carolina in January.

**HIGH SCHOOL:** Graduated from Archer High School in Lawrenceville, Ga. at mid-semester and enrolled at South Carolina in January... played for head coach Andy Dyer... helped the Tigers to an 11-2 record and a spot in the Georgia AAAAAA state quarterfinals as a senior... invited to play in the Semper Fidelis All-American Game following his senior season... Rivals considers him a three-star prospect, the 31st-best defensive tackle in the nation and the 48th-best player in Georgia... considered a three-star prospect, the 63rd-best defensive tackle in the nation and the 83rd-best player in the state of Georgia by 247Sports... is a three-star prospect, the 40th-best defensive tackle in the nation, and the 43rd-best player in Georgia according to ESPN... rated a three-star prospect and an All-Southeast Region pick by *PrepStar*.

### SINGLE-GAME HIGHS

Tackles .....  
Tackles for loss .....  
QB Hurries .....  
Sacks .....  
Interceptions .....  
Fumble Recovery.....



## Donell STANLEY

**72** OL • 6-4 • 325 • SO. • 1L  
Floydale, S.C.  
(Latta)

### CAREER STATS

Year	Games	Starts
2015	12	0
2016		
<b>Total</b>	<b>12</b>	<b>0</b>

**2015:** Played in all 12 games as a redshirt freshman, primarily on special teams... also saw a limited number of reps at offensive guard... named to the SEC Fall Academic Honor Roll... took a vast number of reps in the spring as the numbers were thin on the offensive line... earned one of four Everyday Effort awards presented in the spring at the Garnet & Black game.

# Player Notes



## Rod TALLEY

**32**

**RB • 5-10 • 205 • JR. • 1L**  
Laurens, S.C.  
(Laurens/Gardner-Webb)

**LAST SEASON vs. VANDERBILT:** Returned one kickoff for 24 yards.

Former walk-on who earned a scholarship prior to the start of the 2015 campaign.

**2015:** Became eligible for the first time at South Carolina following a transfer from Gardner-Webb... played extensively on special teams, earning his first letter... rushed twice for 11 yards... had a 10-yard carry at Georgia and a 1-yard run against Florida... also credited with a pair of tackles... named to the SEC Fall Academic Honor Roll.

### CAREER STATISTICS

-RUSHING-						
Year	GP/GS	Att	Yds	Avg	TD	Long
2015	12/0	2	11	5.5	0	10
2016						
<b>Total</b>	<b>12/0</b>	<b>2</b>	<b>11</b>	<b>5.5</b>	<b>0</b>	<b>10</b>
-RECEIVING-						
Year	GP/GS	Rec	Yds	Avg	TD	Long
2015	12/0	0	0	--	0	--
2016						
<b>Total</b>	<b>12/0</b>	<b>0</b>	<b>0</b>	<b>--</b>	<b>0</b>	<b>--</b>

### SINGLE-GAME HIGHS

Rushing Attempts.....	1, Georgia, 2015 and Florida, 2015
Rushing Yards.....	10, Georgia, 2015
Longest Rush .....	10, Georgia, 2015



## A.J. TURNER

**25**

**RB • 5-10 • 195 • FR. • RS**  
Clifton, Va.  
(Centreville)

Redshirt freshman running back who impressed the coaches with his speed and elusiveness in the spring... listed on the preseason depth chart with the second-team unit behind junior David Williams.

**2015:** Redshirted as a true freshman.

### CAREER STATISTICS

-RUSHING-						
Year	GP/GS	Att	Yds	Avg	TD	Long
2016						
<b>Total</b>						
-RECEIVING-						
Year	GP/GS	Rec	Yds	Avg	TD	Long
2016						
<b>Total</b>						

### SINGLE-GAME HIGHS

Carries.....	.....
Yards Rushing .....	.....
Long Rush.....	.....
Touchdowns Rushing.....	.....
Receptions.....	.....
Yards Receiving.....	.....
Long Reception.....	.....



## Keir THOMAS

**18**

**DL • 6-2 • 265 • FR. • HS**  
Miami, Fla.  
(Miami Central)

### CAREER STATISTICS

Year	GP/GS	UT	AT	TT	TFL	QBS	INT	PBU	QBH	FF	FR
2016											
<b>Total</b>											

Graduated from high school mid-year and enrolled at Carolina in January 2016.

**HIGH SCHOOL:** Graduated from Miami (Fla.) Central High School at mid-year and enrolled at South Carolina in January 2016... coached by Roland Smith... played multiple positions, including nose guard, defensive tackle, defensive end and linebacker... earned first-team Class 6A all-state honors... recognized as the 8A-6A Defensive Player of the Year as part of the *Miami Herald's* All-Dade Awards event... racked up 22 sacks among his 83 tackles as a senior... recorded 71 tackles and 18 sacks as a junior... regarded as a three-star prospect, the 23rd-best strongside defensive end in the country and the 49th-best player in Florida, according to Rivals... 247Sports ranks him as a three-star prospect, the 26th-best strongside defensive end in the nation and the 64th-best player in the Sunshine State... ESPN rates him as a four-star prospect, the 26th-best defensive end, the 37th-best player in the state and No. 192 overall on the ESPN 300... rated a *PrepStar* All-American, a four-star prospect and No. 288 overall.

### SINGLE-GAME HIGHS

Tackles .....	.....
Tackles for loss .....	.....
QB Hurries .....	.....
Sacks .....	.....
Interceptions .....	.....
Fumble Recovery.....	.....



Rod Talley

# Player Notes



## Jonathan WALTON

**28**

**LB ♦ 6-0 ♦ 230 ♦ SR. ♦ 3L**  
Daphne, Ala.  
(Bayside Academy)

### CAREER STATISTICS

Year	GP/GS	UT	AT	TT	TFL	QBS	INT	PBU	QBH	FF	FR
2013	13/0	5	3	8	0.0-0	0.0-0	0	0	1	0	0
2014	13/6	36	25	61	2.5-3	0.0-0	1	2	1	0	1
2015	12/6	29	13	42	5.0-19	1.0-10	0	0	2	2	0
2016											
<b>Total</b>	<b>37/12</b>	<b>70</b>	<b>41</b>	<b>111</b>	<b>7.5-22</b>	<b>1.0-10</b>	<b>1</b>	<b>2</b>	<b>4</b>	<b>2</b>	<b>1</b>

**LAST SEASON vs. VANDERBILT:** Made three tackles, including 1.5 tackles for loss... Forced a fumble in the 1st quarter, leading to a Vandy turnover and setting up South Carolina to score the first points of the game on a field goal.

**2015:** Played in all 12 games, making six starts... credited with 42 tackles including 5.0 tackles for loss... forced a pair of fumbles... started each of the first three games at WILL linebacker... made a team-high 11 tackles (ten solo) and forced his first career fumble against Kentucky... added five stops at Georgia... started at SAM linebacker against LSU and logged four tackles including a tackle for loss... had 1.5 tackles for loss and forced a fumble in the win over Vanderbilt... had a pair of tackles at Tennessee and made his first appearance at fullback against the Vols... caught a 10-yard touchdown pass the only time he touched the ball... made the start at linebacker against Florida and also saw action in the backfield... logged eight tackles in a start against The Citadel with a pair of tackles for loss including his first career sack... named the Most Improved Linebacker for the second-straight spring.

### CAREER STATISTICS

Year	GP/GS	Rec	Yds	Avg	TD	Long
2015	12/6	1	10	10.0	1	10
2016						
<b>Total</b>	<b>37/12</b>	<b>1</b>	<b>10</b>	<b>10.0</b>	<b>1</b>	<b>10</b>

### SINGLE-GAME HIGHS

Tackles	12, Florida, 2014
Tackles for Loss	2.0, Citadel, 2015
Sacks	1.0, Citadel, 2015
Pass Break Ups	1, twice, Missouri, 2014 and Miami (Fl.), 2014
QB Hurries	2, Florida, 2015
Interceptions	1, Miami (Fl.), 2014
Forced Fumbles	1, twice: Kentucky, 2015 and Vanderbilt, 2015
Fumbles Recovered	1, Kentucky, 2014
Pass Receptions	1, Tennessee, 2015
Touchdown Receptions	1, Tennessee, 2015



## Boosie WHITLOW

**49**

**DL ♦ 6-3 ♦ 240 ♦ SO. ♦ 1L**  
Opelika, Ala.  
(Opelika)

### CAREER STATISTICS

Year	GP/GS	UT	AT	TT	TFL	QBS	INT	PBU	QBH	FF	FR
2015	12/3	9	5	14	5.0-17	1.0-10	0	1	4	0	0
2016											
<b>Total</b>	<b>12/3</b>	<b>9</b>	<b>5</b>	<b>14</b>	<b>5.0-17</b>	<b>1.0-10</b>	<b>0</b>	<b>1</b>	<b>4</b>	<b>0</b>	<b>0</b>

**LAST SEASON vs. VANDERBILT:** Made one tackle and also recorded a pass breakup.

**2015:** Played in all 12 contests, making three starts... used primarily in

pass rushing situations... credited with 14 tackles, including 5.0 tackles for loss in somewhat limited duty... logged one sack and credited with four additional quarterback hurries... had a key QB hurry against Kentucky, forcing a throw that was picked off by Skai Moore... saw his first extended action against UCF and responded with a pair of tackles for loss among his four stops, including a 10-yard sack... made his first start against Vanderbilt and had his first career pass break up... had three stops against Texas A&M in his second start... started at Tennessee and was credited with three tackles including a tackle for loss... had a tackle for loss against both Florida and The Citadel.

### SINGLE-GAME HIGHS

Tackles	4, UCF, 2015
Tackles for Loss	2.0, UCF, 2015
Sacks	1.0, UCF, 2015
QB Hurries	2, Kentucky, 2015
Pass Break Ups	1, Vanderbilt, 2015



## Dexter WIDEMAN

**48**

**DL ♦ 6-4 ♦ 280 ♦ FR. ♦ RS**  
Saluda, S.C.  
(Saluda/Camden Military)

### CAREER STATISTICS

Year	GP/GS	UT	AT	TT	TFL	QBS	INT	PBU	QBH	FF	FR
2016											
<b>Total</b>											

**2015:** Enrolled at South Carolina in January and went through spring drills... redshirted in his first fall on campus.

### SINGLE-GAME HIGHS

Tackles	
Tackles for loss	
QB Hurries	
Sacks	
Interceptions	
Fumble Recovery	

# Player Notes



## Antoine WILDER

**29** DB ♦ 5-10 ♦ 185 ♦ FR. ♦ RS  
Riverdale, Ga.  
(Hapeville Charter)

### CAREER STATISTICS

Year	GP/GS	UT	AT	TT	TFL	QBS	INT	PBU	QBH	FF	FR
2016											
<i>Total</i>											

**2015:** Redshirted in his first season with the Garnet & Black... missed some practice time with a right knee sprain.

### SINGLE-GAME HIGHS

Tackles .....	
Tackles for loss .....	
QB Hurries .....	
Sacks .....	
Interceptions .....	
Fumble Recovery.....	



## David WILLIAMS

**33** RB ♦ 6-1 ♦ 220 ♦ JR. ♦ 2L  
Philadelphia, Pa.  
(Imhotep Charter)

### CAREER STATISTICS

Year	GP/GS	-RUSHING-				
		Att	Yds	Avg	TD	Long
2014	9/0	45	256	5.7	2	37
2015	12/4	86	299	3.5	0	18
2016						
<i>Total</i>	<i>21/4</i>	<i>131</i>	<i>555</i>	<i>4.2</i>	<i>2</i>	<i>37</i>
Year	GP/GS	-RECEIVING-				
		Rec	Yds	Avg	TD	Long
2014	9/0	7	99	14.1	0	59
2015	12/4	11	93	8.5	0	21
2016						
<i>Total</i>	<i>21/4</i>	<i>18</i>	<i>192</i>	<i>10.7</i>	<i>0</i>	<i>59</i>

### SINGLE-GAME HIGHS

Carries.....	14, UCF, 2015
Yards Rushing .....	110, Furman, 2014
Long Rush.....	37, Furman, 2014
Touchdowns Rushing .....	1, twice: Vanderbilt, 2014
.....	South Alabama, 2014
Receptions.....	4, Clemson, 2014
Yards Receiving .....	70, Clemson, 2014
Long Reception.....	59, Clemson, 2014
100-yard Rushing Games .....	1 time

**LAST SEASON vs. VANDERBILT:** Carried the ball seven times for 49 yards... also caught one pass for eight yards...

**2015:** Played in all 12 games, making four starts... was third on the team with 299 yards rushing on 86 carries... also caught 11 passes for 93 yards... ran the ball 10 times for 42 yards in the season opener against North Carolina... logged a career-high 14 carries for 32 yards in the win over UCF... made his first career start at LSU and responded with 25 yards on seven carries and a pair of receptions for nine yards... logged 49 yards on seven carries against Vanderbilt...

started at Texas A&M and logged 27 yards on 10 carries... also caught three passes for 43 yards against the Aggies... also started against both Tennessee and Clemson when the Gamecocks opened in a two-back set... named the Most Improved Running Back in the spring.



## Drew WILLIAMS

**47** LS ♦ 6-2 ♦ 215 ♦ SR. ♦ 3L  
Irmo, S.C.  
(Dutch Fork)

Fourth-year senior who has appeared in every game over the past three seasons... served as the deep snapper in punting situations in both 2013 and 2014 and added short snapping duties on field goals and extra points in 2015... expected to handle both duties again this season.

**2015:** Handled the deep snapping duties in punt formation for the third-straight year and added short snapping duties on field goals and extra points attempts... credited with one tackle... placed on scholarship for the first time in his career... named the Most Improved Special Teams performer in the spring by the Gamecock coaching staff for the second-straight year.



## D.J. WONNUM

**92** DL ♦ 6-4 ♦ 240 ♦ FR. ♦ HS  
Stone Mountain, Ga.  
(Stephenson)

### CAREER STATISTICS

Year	GP/GS	UT	AT	TT	TFL	QBS	INT	PBU	QBH	FF	FR
2016											
<i>Total</i>											

**HIGH SCHOOL:** Dennis "D.J." Wonnum Jr. was named to the All-Region team for Class 6 – AAAAA Division A as a senior at Stephenson High School in Stone Mountain, Ga... graduated in 2016... collected 38 tack-

les with 11 tackles for loss and 2.5 sacks... the Jaguars posted a 9-2 record and earned a spot in the state playoffs in 2015 under head coach Ron Gartrell... earned all-state honors at tight end during his junior season... Rivals ranks him as a three-star prospect as a tight end... 247Sports rated him a three-star prospect, the 126th-best player in the state of Georgia and the 87th-best weakside defensive end in the country... ESPN gave him three stars and considered him the 113th-best player in Georgia and the No. 121 defensive end in the country.

### SINGLE-GAME HIGHS

Tackles .....	
Tackles for loss .....	
QB Hurries .....	
Sacks .....	
Interceptions .....	
Fumble Recovery.....	

## Player Notes



### Malik YOUNG

**77**

**OL ♦ 6-3 ♦ 300 ♦ SO. ♦ SQ**  
Pelzer, S.C.  
(Woodmont)

**2015:** Offensive lineman who saw limited duty in three contests... played on special teams against Kentucky, Georgia and UCF... also took some snaps on offense late in the game against the Bulldogs... was receiving more quality reps in the spring due to the number of injuries among the front line before suffering a left ankle sprain.

#### CAREER STATS

Year	Games	Starts
2015	3	0
2016		
<b>Total</b>	<b>3</b>	<b>0</b>



### Mason ZANDI

**74**

**OL ♦ 6-9 ♦ 315 ♦ SR. ♦ 3L**  
Chapin, S.C.  
(Chapin)

**2016 Preseason All-SEC (Coaches)**

**LAST SEASON vs. VANDERBILT:** Received the starting nod at right tackle.

Senior offensive linemen who is expected to be one of the more vocal leaders on the offensive side of the ball... has also seen limited action at tight end.

**2015:** Started each of the first 10 games at right tackle... made the start in the opener against North Carolina, his first start since the Vanderbilt game in the 2013 season... made the switch to jersey number 51 against Kentucky in honor of friend Cody Waldrop, who suffered a broken ankle during practice during the week of the game... suffered a high right ankle sprain late in the game against Florida and was not available for either Citadel or Clemson.

#### CAREER STATS

Year	Games	Starts
2013	13	1
2014	13	0
2015	10	10
2016		
<b>Total</b>	<b>36</b>	<b>11</b>



Mason Zandi