

# TENNESSEE

## 2011 VOLUNTEER FOOTBALL



**Six-Time  
National Champions**  
1938, 1940, 1950, 1951, 1967, 1998

**13 SEC Championships | 49 Bowl Games | 89 All-Americans | 43 NFL 1st-Round Picks**

### TENNESSEE (4-6) vs. VANDERBILT (5-5)

**Nov. 19 | Neyland Stadium | Knoxville, Tenn. | 7:02 p.m. EST**



#### Tennessee

**Record:** 4-6 (0-6 SEC)  
**Head Coach:** Derek Dooley,  
2nd year at UT (10-13)



#### Vanderbilt

**Record:** 5-5 (2-5 SEC)  
**Head Coach:** James Franklin,  
1st year at Vanderbilt (5-5)

#### VOLUNTEER STAT LEADERS

**Rushing** Tauren Poole - 159 att., 554 yds., 4 TD  
**Passing** Tyler Bray - 116-176, 1579 yds., 14 TD/2 INT  
**Receiving** Da'Rick Rogers - 55 rec., 886 yds., 7 TD  
**Defensive** A.J. Johnson - 67 tckl, 3.5 TFL, 1 FF, 2 FR

#### COMMODORE STAT LEADERS

**Rushing** Zac Stacy - 138 att., 891 yds., 9 TD  
**Passing** Jordan Rodgers - 80-155, 1166 yds., 7 TD/6 INT  
**Receiving** Jordan Matthews - 29 rec., 569 yds., 4 TD  
**Defensive** Chris Marve - 72 tckl, 6.5 TFL, 1.5 SKS, 1 INT

### THE VANDERBILT GAME - SENIOR DAY

- Tennessee continue its 115th season with its 105th all-time meeting against the Vanderbilt Commodores. Kickoff in Knoxville is slated for 7:02 p.m. on ESPNU. UT is 793-345-53 (.688) all-time.
- Tennessee is 72-27-5 all-time vs. Vanderbilt, including a 36-10-1 record in Knoxville and a 36-17-4 mark in Nashville. UT's 72 wins over the Commodores its most against all but one other opponent (74 wins over Kentucky). Tennessee has won five consecutive games over Vanderbilt since 2006.
- UT has won 27 of its last 28 games against Vanderbilt since 1983, including a series-best 22 consecutive wins from 1983-2004.

- The Vols are averaging 32.2 points per game in the last 13 games vs. the Commodores since 1998.
- With a 7:02 p.m. kickoff, the Vanderbilt game extends the school record for regular season night games, set this season, to seven.
- Tennessee defeated Vanderbilt 24-10 in Nashville last season and has won two consecutive in Knoxville from 2007-09. The last win for Vanderbilt in the series was 28-24 in 2005 at Neyland Stadium.
- UT has won 16 of the last 17 games vs. Vanderbilt in Knoxville since 1977. The Vols are 23-2 vs. the Commodores at Neyland Stadium since 1961.

### Senior Day

- A total of 14 Tennessee seniors are appearing in their final home game Saturday at Neyland Stadium, including the following: WR Anthony Anderson, WR Cory Eichholtz, DB Art Evans, DB C.J. Fleming, DS Nick Guess, DL Malik Jackson, LB Austin Johnson, DL Ben Martin, RB Tauren Poole, LB Shane Reveiz, PK/P Chip Rhome, QB Matt Simms, LB Jake Storey and LB Daryl Vereen.

### A Tennessee Win Would...

- Improve the Vols to 5-6 overall this season and 1-6 in the SEC while marking the sixth consecutive win for Tennessee over Vanderbilt as well as the 28th in the last 29 games in the series. A win would also improve UT to 24-2 at home vs. the Commodores since 1961 and improve UT to 794-346-53 all-time.
- Give the Vols their ninth win in the last 15 regular-season games and snap a six-game losing streak in SEC games.
- Extend Tennessee's home winning streak in November vs. SEC opponents to nine. The Vols have not lost at home in November to a conference opponent since a 28-24 loss to Vanderbilt on Nov. 19, 2005.
- Improve the Vols to 76-13 in November since 1990, including a 43-6 mark at home.

### A Chance to Play Immediately

- Tennessee has played 16 true freshmen, the third most in the nation, and 21 freshmen overall this season. Six true freshmen started for UT at Arkansas: WR DeAnthony Arnett, QB Justin Worley, LG Marcus Jackson, LB A.J. Johnson, DB Justin Coleman, and DB Brian Randolph. The six true freshman starters is believed to be a school record.
- In last Saturday's game at Arkansas, the top passer, rusher, and the top six tacklers for the Vols were all signed in the most recent recruiting class. Worley started and completed 15-of-29 passes for 208 yards, while TB Marlin Lane led the Vols with 58 yards rushing on nine carries. The top six tacklers were all 2011 signing day additions, including DB Izaua Lanier (6), LB Curt Maggitt (6), Coleman (5), Randolph (5), DT Maurice Couch (5), and A.J. Johnson (5).

### November Remembered

- Tennessee continues its November schedule with Saturday's game vs. Vanderbilt. Over the last 11 seasons since 2000, the Vols are 38-10 in November (.792). UT has won 16 of its last 20 games during the month since a 39-10 win at Vanderbilt on Nov. 18, 2006, and has wins seven of the last eight November games since Nov. 21, 2009.
- The Vols are 75-13 (.852) in November in the last 21 seasons since 1990, including 37-3 (.925) record in regular-season games in November or later during the decade of the 1990s.
- The Vols were 51-3 (.944) in November from 1991-2003 and are 20-9 (.690) during the month since 2004...UT won 21 consecutive November games between 1990-96.

#### ▲ Tennessee Record By Month (Since 1990)

Years	Sept.*	Oct.	Nov.△
1990-99	28-8-2	26-7	37-3
2000-09	26-12	21-15	33-9
2010-11	4-3	1-8	5-1
<b>Overall</b>	<b>58-23-2</b>	<b>48-30</b>	<b>75-13</b>

(\*includes August games; △includes December regular-season games)

#### ▲ UT Home/Road Record By Month (Since 1990)

Years	Home	Road/Neu.	Overall
September*	45-9	11-13-2	56-22-2
October	25-13	22-13	47-26
November△	42-6	33-7	75-13
<b>Overall</b>	<b>112-28</b>	<b>66-33-2</b>	<b>178-61-2</b>

### 2011 TENNESSEE FOOTBALL SCHEDULE

Date	Opponent (TV)	Time/Result
Sept. 3	Montana (PPV)	W, 42-16
Sept. 10	Cincinnati (ESPN2)	W, 45-23
Sept. 17	at #16/17 Florida* (CBS)	L, 23-33
Oct. 1	Buffalo (CSS)	W, 41-10
Oct. 8	RV/- Georgia* (ESPN2)	L, 12-20
Oct. 15	#1/2 LSU* (CBS)	L, 7-38
Oct. 22	at #2/3 Alabama* (ESPN2)	L, 6-37
Oct. 29	#14 S. Carolina* (ESPN2)	L, 3-14
Nov. 5	MTSU (FOX Sports South)	W, 24-0
Nov. 12	at #8 Arkansas* (ESPN2)	L, 7-49
Nov. 19	Vanderbilt* (ESPNU)	7 p.m. ET
Nov. 26	at Kentucky*	TBA

\* Southeastern Conference game

### 2011 RECORD

<b>OVERALL RECORD:</b>	<b>4-6</b>
SEC	0-6
NON-CONFERENCE	4-0
HOME	4-3
AWAY	0-3

### On the Air

#### TELEVISION

- ESPN2
- Clay Matvick (play-by-play)
- Brian Griese (color analyst)
- Allison Williams (sideline)
- Tom Scofield (producer)



#### RADIO

- Vol Network
- Bob Kesling (play-by-play)
- Tim Priest (color analyst)
- Andy Kelly (sideline)
- John Wilkerson (studio host)



#### SATELLITE RADIO

- Sirius Premier Channel 216
- XM Channel 200



#### ONLINE

- www.ESPN3.com



#### TELEVISION (Delay)

- SportSouth
- Sunday, Nov. 20 (10 p.m.)
- Monday, Nov. 21 (11 a.m.)
- MYVLT2
- Sunday, Nov. 20 (7 p.m.)



### ← SCAN THIS

Scan this QR code with your smart phone to view the Tennessee Football Game-day Central page with info about pre-game activities, parking and much more.

# Depth Chart Notes (Offense)

QB		<b>#14 JUSTIN WORLEY</b> 6-4, 200, Fr., Rock Hill, S.C.	<ul style="list-style-type: none"><li>Started last 3 gms at QB, first start vs. #14 SC; threw for 208 yds at Ark.</li><li>First college win vs. MTSU (11/5) with 291 yards on 23-of-32 and a TD</li><li>Made first collegiate start vs. #14 SC, threw for 105 yards (10-for-26)</li><li>One of 15 true frosh to start at QB in FBS; 6th UT True Frosh QB since '94</li></ul>	<table><tr><th>Year</th><th>GP/GS</th><th>Cmp</th><th>Att</th><th>Yds</th><th>TD/Int</th></tr><tr><td>2011</td><td>4/3</td><td>48</td><td>87</td><td>604</td><td>1/3</td></tr></table> <b>Car. Highs:</b> Att: 32, Cmp: 23, Yds: 291, TD: 1	Year	GP/GS	Cmp	Att	Yds	TD/Int	2011	4/3	48	87	604	1/3		
Year	GP/GS	Cmp	Att	Yds	TD/Int													
2011	4/3	48	87	604	1/3													
		<b>#12 Matt Simms</b> 6-3, 210, Sr., Franklin Lakes, N.J.	<ul style="list-style-type: none"><li>Started two games vs. #1 LSU and at #2 Alabama for first two starts since Oct. 30, 2010 (at SCar). Has thrown for 319 yards this season</li><li>Led UT to only TD drive vs. Georgia, finishing with 1-yd TD rush</li></ul>	<table><tr><th>Year</th><th>GP/GS</th><th>Cmp</th><th>Att</th><th>Yds</th><th>TD/Int</th></tr><tr><td>2011</td><td>7/2</td><td>27</td><td>62</td><td>319</td><td>0/3</td></tr></table> <b>Car. Highs:</b> Att: 34, Cmp: 19, Yds: 259	Year	GP/GS	Cmp	Att	Yds	TD/Int	2011	7/2	27	62	319	0/3		
Year	GP/GS	Cmp	Att	Yds	TD/Int													
2011	7/2	27	62	319	0/3													
TB		<b>#28 TAUREN POOLE</b> <i>Pronounced (TOR-in)</i> 5-10, 215, Sr., Toccoa, Ga.	<ul style="list-style-type: none"><li>Fourth-career multi-TD game vs. MTSU with TD rushes of 1 and 7 yds</li><li>Ran for 70 yards vs. #1 LSU and 67 yards at #2 Alabama (10/22)</li><li>Pair of 100-yard games with 101 vs. both Cincinnati and Buffalo</li><li>Eight career 100-yd games; stands 10th on UT career list in 100-yd gms</li></ul>	<table><tr><th>Year</th><th>GP/GS</th><th>Att</th><th>Yds</th><th>Avg</th><th>TD</th><th>Lg</th></tr><tr><td>2011</td><td>10/10</td><td>159</td><td>554</td><td>3.5</td><td>4</td><td>28</td></tr></table> <b>Car. 48/23 395 1759 4.5 15 59</b> <b>Car. Highs:</b> Rush: 24, Yds: 162, TDs: 2	Year	GP/GS	Att	Yds	Avg	TD	Lg	2011	10/10	159	554	3.5	4	28
Year	GP/GS	Att	Yds	Avg	TD	Lg												
2011	10/10	159	554	3.5	4	28												
		<b>#4 Marlin Lane</b> 6-0, 205, Fr., Daytona Beach, Fla.	<ul style="list-style-type: none"><li>Overall, 593 all-purpose yards (59.3 per game) 255 rush, 159 rec, 143 KR</li><li>1st Vol to score TDs in first three college games since Reggie Cobb in '87</li><li>First UT freshman with 2 TDs in debut (vs. Montana) since D. Oku in '09</li></ul>	<table><tr><th>Year</th><th>GP/GS</th><th>Att</th><th>Yds</th><th>Avg</th><th>TD</th><th>Lg</th></tr><tr><td>2011</td><td>10/0</td><td>68</td><td>255</td><td>3.8</td><td>2</td><td>18</td></tr></table> <b>Car. Highs:</b> Rush: 10, Yds: 58, TDs: 2	Year	GP/GS	Att	Yds	Avg	TD	Lg	2011	10/0	68	255	3.8	2	18
Year	GP/GS	Att	Yds	Avg	TD	Lg												
2011	10/0	68	255	3.8	2	18												
FB		<b>#39 BEN BARTHOLOMEW</b> 6-2, 251, Jr.-RS, Nashville	<ul style="list-style-type: none"><li>7 starts (vs. Cin, at UF, UGa, LSU, SC, MT, Ark); Catch for 10 yds vs. MTSU</li><li>Redshirted in 2010, but competed in track &amp; field (shot put)</li><li>3rd-generation Vol, brother Will (1998-2001), Grandpa Sam (1937-39) captain of 1939 SEC Championship team</li></ul>	<table><tr><th>Year</th><th>GP/GS</th><th>Rec</th><th>Yds</th><th>Avg</th><th>TD</th><th>Lg</th></tr><tr><td>2011</td><td>10/7</td><td>6</td><td>54</td><td>9.0</td><td>0</td><td>18</td></tr></table> <b>Car. 17/7 6 54 9.0 0 18</b> <b>Car. Highs:</b> Rec: 2, Yds: 18	Year	GP/GS	Rec	Yds	Avg	TD	Lg	2011	10/7	6	54	9.0	0	18
Year	GP/GS	Rec	Yds	Avg	TD	Lg												
2011	10/7	6	54	9.0	0	18												
		<b>#46 Channing Fugate</b> ( <i>FEW-get</i> ) 6-1, 250, So., Jackson, Ky.	<ul style="list-style-type: none"><li>Career-hi 3 catches for 17 yards vs. Montana in fourth consecutive start</li><li>Shared Stucky Hard Knox Award for off-season physical &amp; mental conditioning</li><li>Started five games, one of seven true Fr. to play in every game in 2010</li></ul>	<table><tr><th>Year</th><th>GP/GS</th><th>Rec</th><th>Yds</th><th>Avg</th><th>TD</th><th>Lg</th></tr><tr><td>2011</td><td>10/1</td><td>3</td><td>17</td><td>5.7</td><td>0</td><td>7</td></tr></table> <b>Car. Highs:</b> Rec: 3, Yards 17	Year	GP/GS	Rec	Yds	Avg	TD	Lg	2011	10/1	3	17	5.7	0	7
Year	GP/GS	Rec	Yds	Avg	TD	Lg												
2011	10/1	3	17	5.7	0	7												
X		<b>#83 ZACH ROGERS</b> 6-0, 180, Jr., Nashville	<ul style="list-style-type: none"><li>Moved to starting X after season-ending injury to J. Hunter at Florida</li><li>Two catches for 17 yds at Arkansas; Started for 1st time in '11 vs. Buf.</li><li>Second-career TD on 16-yard reception vs. Cincy, had 2-25 receiving</li><li>Named 2010 All-SEC Academic honoree</li></ul>	<table><tr><th>Year</th><th>GP/GS</th><th>Rec</th><th>Yds</th><th>Avg</th><th>TD</th><th>Lg</th></tr><tr><td>2011</td><td>10/6</td><td>13</td><td>170</td><td>13.1</td><td>1</td><td>19</td></tr></table> <b>Car. 34/10 30 396 13.1 2 72</b> <b>Car. Highs:</b> Rec: 4, Yds: 78, TDs: 1	Year	GP/GS	Rec	Yds	Avg	TD	Lg	2011	10/6	13	170	13.1	1	19
Year	GP/GS	Rec	Yds	Avg	TD	Lg												
2011	10/6	13	170	13.1	1	19												
		<b>#6 Vincent Dallas</b> 5-11, 185, Fr., Ellenwood, Ga.	<ul style="list-style-type: none"><li>Played all 10 games; First career college catch at Florida, for six yards</li><li>Made second catch for nine yards at #8 Arkansas</li><li>College debut vs. Montana, Early enrollee at UT for spring workouts</li></ul>	<table><tr><th>Year</th><th>GP/GS</th><th>Rec</th><th>Yds</th><th>Avg</th><th>TD</th><th>Lg</th></tr><tr><td>2011</td><td>10/0</td><td>2</td><td>15</td><td>1.5</td><td>0</td><td>9</td></tr></table> <b>Car. Highs:</b> Rec: 1, Yds: 9	Year	GP/GS	Rec	Yds	Avg	TD	Lg	2011	10/0	2	15	1.5	0	9
Year	GP/GS	Rec	Yds	Avg	TD	Lg												
2011	10/0	2	15	1.5	0	9												
Z		<b>#21 Da'RICK ROGERS</b> <i>Pronounced (DAY-rick)</i> 6-3, 215, So., Calhoun, Ga.	<ul style="list-style-type: none"><li>1st in SEC in receptions (55), 2nd in rec. yards (886) &amp; recpts per game (5.5)</li><li>Of his 55 catches in 2011, 43 have gone for first downs or TDs (78 pct.)</li><li>100-plus yds in each of last 2 games (9-137 vs. MTSU, 5-106 at #8 Ark)</li><li>Career-high 180 receiving yards vs. Buffalo; Five 100-yard games in '11</li></ul>	<table><tr><th>Year</th><th>GP/GS</th><th>Rec</th><th>Yds</th><th>Avg</th><th>TD</th><th>Lg</th></tr><tr><td>2011</td><td>10/10</td><td>55</td><td>886</td><td>16.1</td><td>7</td><td>58</td></tr></table> <b>Car. 23/10 67 1053 15.7 9 58</b> <b>Car. Highs:</b> Rec: 10, Yds: 180, TDs: 2	Year	GP/GS	Rec	Yds	Avg	TD	Lg	2011	10/10	55	886	16.1	7	58
Year	GP/GS	Rec	Yds	Avg	TD	Lg												
2011	10/10	55	886	16.1	7	58												
		<b>#20 Rajion Neal</b> 5-11, 210, So., Fayetteville, Ga.	<ul style="list-style-type: none"><li>Second-career TD at #8 Ark., on 11-yard rush, also had 3 rec. for 63 yds</li><li>Started at WR for first time in career vs. #14 SC, had two rec. for 10 yds.</li><li>First-career TD on a 20-yard rush vs. Buffalo</li></ul>	<table><tr><th>Year</th><th>GP/GS</th><th>Rec</th><th>Yds</th><th>Avg</th><th>TD</th><th>Lg</th></tr><tr><td>2011</td><td>9/1</td><td>9</td><td>144</td><td>16.0</td><td>0</td><td>50</td></tr></table> <b>Car. Highs:</b> Rec: 3, Yds: 70	Year	GP/GS	Rec	Yds	Avg	TD	Lg	2011	9/1	9	144	16.0	0	50
Year	GP/GS	Rec	Yds	Avg	TD	Lg												
2011	9/1	9	144	16.0	0	50												
		<b>#13 DeAnthony Arnett</b> 6-0, 175, Fr., Saginaw, Mich.	<ul style="list-style-type: none"><li>21 catches on season, most by a UT frosh since 2004, 5th-most all-time</li><li>Three catches vs. SC for 59 yds vs. SC and vs. MTSU for 47 yds</li><li>Breakout game with eight catches for 59 yards at Florida; which was most catches by a UT freshman since K. Washington (11) in 2001</li></ul>	<table><tr><th>Year</th><th>GP/GS</th><th>Rec</th><th>Yds</th><th>Avg</th><th>TD</th><th>Lg</th></tr><tr><td>2011</td><td>10/1</td><td>21</td><td>222</td><td>10.6</td><td>2</td><td>13</td></tr></table> <b>Car. Highs:</b> Rec: 8, Yds: 59	Year	GP/GS	Rec	Yds	Avg	TD	Lg	2011	10/1	21	222	10.6	2	13
Year	GP/GS	Rec	Yds	Avg	TD	Lg												
2011	10/1	21	222	10.6	2	13												
TE		<b>#81 MYCHAL RIVERA</b> 6-3, 254, Jr.-RS, Valencia, Calif.	<ul style="list-style-type: none"><li>Named to John Mackey Award midseason watch list for nation's top TE</li><li>Ranks 21st among all TEs in NCAA w/26 catches, 19th w/ 315 rec. yards</li><li>Set new career high in rec. yards for 2nd time in '11 with 85 vs. Georgia, marking most by UT TE since Jason Witten vs. Michigan (11/02)</li></ul>	<table><tr><th>Year</th><th>GP/GS</th><th>Rec</th><th>Yds</th><th>Avg</th><th>TD</th><th>Lg</th></tr><tr><td>2011</td><td>10/10</td><td>26</td><td>315</td><td>12.1</td><td>1</td><td>20</td></tr></table> <b>Car. 23/10 37 427 11.6 1 26</b> <b>Car. Highs:</b> Rec: 6, Yds: 85, TDs: 1	Year	GP/GS	Rec	Yds	Avg	TD	Lg	2011	10/10	26	315	12.1	1	20
Year	GP/GS	Rec	Yds	Avg	TD	Lg												
2011	10/10	26	315	12.1	1	20												
		<b>#84 Brendan Downs</b> 6-5, 237, Fr., Bristol	<ul style="list-style-type: none"><li>Played eight games, one of 16 true freshmen to play in 2011</li><li>Made first career catches vs. Cincinnati with 2-32 receiving</li><li>Rivals 3-star (No. 28 TE, No. 7 in Tennessee), Scout 3-star</li></ul>	<table><tr><th>Year</th><th>GP/GS</th><th>Rec</th><th>Yds</th><th>Avg</th><th>TD</th><th>Lg</th></tr><tr><td>2011</td><td>8/1</td><td>3</td><td>34</td><td>11.3</td><td>0</td><td>21</td></tr></table> <b>Car. Highs:</b> Rec: 2, Yds: 32	Year	GP/GS	Rec	Yds	Avg	TD	Lg	2011	8/1	3	34	11.3	0	21
Year	GP/GS	Rec	Yds	Avg	TD	Lg												
2011	8/1	3	34	11.3	0	21												
		<b>#88 Cameron Clear</b> 6-6, 265, Fr., Memphis	<ul style="list-style-type: none"><li>Has played in all 10 games as freshman; first catch for 4 yds vs. MTSU</li><li>Rivals 4-star (No. 18 OT, No. 2 in Tenn), Scout 4-star, ESPN 4-star</li></ul>	<table><tr><th>Year</th><th>GP/GS</th><th>Rec</th><th>Yds</th><th>Avg</th><th>TD</th><th>Lg</th></tr><tr><td>2011</td><td>10/0</td><td>1</td><td>4</td><td>4.0</td><td>0</td><td>4</td></tr></table> <b>Car. Highs:</b> Rec: 1, Yds: 4	Year	GP/GS	Rec	Yds	Avg	TD	Lg	2011	10/0	1	4	4.0	0	4
Year	GP/GS	Rec	Yds	Avg	TD	Lg												
2011	10/0	1	4	4.0	0	4												
LT		<b>#71 DALLAS THOMAS</b> 6-5, 305, Jr.-RS, Baton Rouge, La.	<ul style="list-style-type: none"><li>Has started 23 games in a row at left tackle, all 10 in 2011 and all 13 in 2010</li><li>Only non-sophomore starting on the OL; One of three team reps at SEC Media Days</li><li>Shared 2010 Fourth Quarter Off-Season Award, for attitude, discipline, toughness, effort &amp; team</li><li>Helped Tauren Poole tie for SEC lead of six 100-yard rushing games</li></ul>	<table><tr><th>Year</th><th>GP/GS</th></tr><tr><td>2011</td><td>10/10</td></tr></table> <b>Car. 36/23</b>	Year	GP/GS	2011	10/10										
Year	GP/GS																	
2011	10/10																	
		<b>#74 Antonio Richardson</b> 6-6, 325, Fr., Nashville	<ul style="list-style-type: none"><li>Played all 10 games, part of field goal offensive line and reserve linemen with offense</li><li>Rivals: 4-star (No. 74 overall, No. 7 overall OT, No. 1 in Tenn.); Scout: 4-star (No. 18 overall OT)</li><li>ESPN: 4-star (No. 105 overall, No. 8 OT); to U.S. Army All-American Bowl; ESPNU 150 Team</li></ul>	<table><tr><th>Year</th><th>GP/GS</th></tr><tr><td>2011</td><td>10/0</td></tr></table>	Year	GP/GS	2011	10/0										
Year	GP/GS																	
2011	10/0																	
LG		<b>#68 MARCUS JACKSON</b> 6-2, 326, Fr., Vero Beach, Fla.	<ul style="list-style-type: none"><li>Started at left guard in last three games; 1st college start, at left guard, vs. #14 South Carolina</li><li>Played all 10 games, part of field goal offensive line and reserve linemen with offense</li><li>Enrolled in classes in January, participated in spring workouts; Under Armour All-America</li><li>Rivals: 4-star (No. 13 overall guard, No. 51 prospect in state of Fla.)</li></ul>	<table><tr><th>Year</th><th>GP/GS</th></tr><tr><td>2011</td><td>10/3</td></tr></table>	Year	GP/GS	2011	10/3										
Year	GP/GS																	
2011	10/3																	
		<b>#64 James Stone</b> 6-3, 308, So., Nashville	<ul style="list-style-type: none"><li>Played at LG vs. MTSU, Ark; Moved to LG for Alabama game after 11 starts in a row at center</li><li>Started at center for all 10 starts of Tyler Bray's career starts at QB</li><li>Earned <i>Sporting News</i> and FWAA Freshman All-America honors in 2010, playing 12 games</li></ul>	<table><tr><th>Year</th><th>GP/GS</th></tr><tr><td>2011</td><td>9/7</td></tr></table> <b>Car. 21/15</b>	Year	GP/GS	2011	9/7										
Year	GP/GS																	
2011	9/7																	
C		<b>#78 ALEX BULLARD</b> 6-2, 309, So.-TR, Franklin	<ul style="list-style-type: none"><li>Started at center last four games; Moved to center at Alabama after starting first six games at LG</li><li>Earned 2011 Harvey Robinson Off-Season Award, honoring the offensive surprise of spring</li><li>Franklin native played in three games with Notre Dame before coming home to Tennessee</li><li>Late father, Louis, was offensive lineman with Seattle Seahawks (1978-80) and Jackson State</li></ul>	<table><tr><th>Year</th><th>GP/GS</th></tr><tr><td>2011</td><td>10/10</td></tr></table> <b>Car. 13/10</b>	Year	GP/GS	2011	10/10										
Year	GP/GS																	
2011	10/10																	
		<b>#57 Mack Crowder</b> 6-2, 275, Fr., Bristol	<ul style="list-style-type: none"><li>True freshman has not played this season</li><li>Enrolled in classes in January and participated in spring workouts</li><li>Rivals: 3-star (No. 14 overall C, No. 8 overall in Tenn.); Scout: 3-star (No. 9 overall C); ESPN: 3-star (No. 7 overall C)</li></ul>															
RG		<b>#72 ZACH FULTON</b> 6-5, 330, So., Homewood, Ill.	<ul style="list-style-type: none"><li>Started last 12 consecutive games, including all 10 this season. Started 15 of last 17 games</li><li>In 2010, saw action at right guard in 12 games, including three consecutive starts beginning with the Alabama game before missing the Mississippi contest with an ankle injury</li><li>Younger brother of current Washington Redskins lineman Xavier Fulton</li></ul>	<table><tr><th>Year</th><th>GP/GS</th></tr><tr><td>2011</td><td>10/10</td></tr></table> <b>Car. 22/15</b>	Year	GP/GS	2011	10/10										
Year	GP/GS																	
2011	10/10																	
		<b>#77 Kyler Kerbyson</b> 6-5, 305, Fr., Knoxville	<ul style="list-style-type: none"><li>True freshman has not played this season</li><li>Rivals: 3-star (No. 34 overall OT, No. 4 overall prospect in Tenn.); Scout: 4-star (No. 24 overall OT)</li><li>Named Tennessee Mr. Football AAA Lineman of the Year in 2010; Earned TSWA All-State honors</li></ul>															
RT		<b>#70 JA'WUAN JAMES</b> 6-6, 324, So., Suwanee, Ga.	<ul style="list-style-type: none"><li>Has started all 23 games of his college career at right tackle, including all 10 this season</li><li>Earned Coaches' All-SEC Freshman Team honors in 2010</li><li>One of 10 Vols to start every game and one of just four to see action in every quarter in 2010</li><li>Started all games at RT; Also one of seven true freshmen to play in every game last season</li></ul>	<table><tr><th>Year</th><th>GP/GS</th></tr><tr><td>2011</td><td>10/10</td></tr></table> <b>Car. 23/23</b>	Year	GP/GS	2011	10/10										
Year	GP/GS																	
2011	10/10																	
		<b>#75 JerQuari Schofield</b> 6-6, 333, So.-RS, Aiken, S.C.	<ul style="list-style-type: none"><li>Played in three games this season and 10 overall in his career</li><li>Started in five games at left guard and saw action in seven as a freshman for Tennessee</li><li>Started first three games at left guard before a foot injury vs. Florida forced him to miss four</li></ul>	<table><tr><th>Year</th><th>GP/GS</th></tr><tr><td>2011</td><td>3/0</td></tr></table> <b>Car. 10/5</b>	Year	GP/GS	2011	3/0										
Year	GP/GS																	
2011	3/0																	



# Depth Chart Notes (Defense)

LE		<b>#55 JACQUES SMITH</b> <i>Pronounced (JOCK-kwez)</i> 6-2, 255, So., Ooltewah	<ul style="list-style-type: none"><li>Eighth on team with 28 tackles with 5.5 TFLs (second on team)</li><li>Third game in 2011 with five tackles came vs. #1 LSU (10/15)</li><li>Tied career-high with five tackles vs. both Cincinnati and at Florida</li><li>Earned Coaches' All-SEC Freshman Team honors</li></ul>	<table><tr><th>Year</th><th>GP/GS</th><th>Tkl</th><th>TFL/Yds</th><th>Sacks/Yds</th></tr><tr><td>2011</td><td>10/8</td><td>28</td><td>5.5/18</td><td>0.5/5</td></tr><tr><td><b>Career</b></td><td><b>23/8</b></td><td><b>49</b></td><td><b>10.5/36</b></td><td><b>2.5/12</b></td></tr><tr><td colspan="5"><b>Car. Highs:</b> Tackles: 5, TFLs: 2; QBH: 2</td></tr></table>	Year	GP/GS	Tkl	TFL/Yds	Sacks/Yds	2011	10/8	28	5.5/18	0.5/5	<b>Career</b>	<b>23/8</b>	<b>49</b>	<b>10.5/36</b>	<b>2.5/12</b>	<b>Car. Highs:</b> Tackles: 5, TFLs: 2; QBH: 2				
	Year	GP/GS	Tkl	TFL/Yds	Sacks/Yds																			
2011	10/8	28	5.5/18	0.5/5																				
<b>Career</b>	<b>23/8</b>	<b>49</b>	<b>10.5/36</b>	<b>2.5/12</b>																				
<b>Car. Highs:</b> Tackles: 5, TFLs: 2; QBH: 2																								
DT		<b>#86 Willie Bohannon</b> 6-2, 254, Jr.-RS, Mobile, Ala.	<ul style="list-style-type: none"><li>Played all 10 games, posted 10-yard sack at #16 Florida</li><li>Three tackles in three games in row (10/15-29) for 9 of his 18 tackles</li><li>Shared 2011 Fourth Quarter Off-Season Award, presented for attitude</li></ul>	<table><tr><th>Year</th><th>GP/GS</th><th>Tkl</th><th>TFL/Yds</th><th>Sacks/Yds</th></tr><tr><td>2011</td><td>10/1</td><td>21</td><td>1.5/12</td><td>1.5/12</td></tr><tr><td><b>Career</b></td><td><b>34/2</b></td><td><b>44</b></td><td><b>7.0/41</b></td><td><b>4.5/31</b></td></tr><tr><td colspan="5"><b>Car. Highs:</b> Tackles: 9, Sacks: 2, TFLs: 3</td></tr></table>	Year	GP/GS	Tkl	TFL/Yds	Sacks/Yds	2011	10/1	21	1.5/12	1.5/12	<b>Career</b>	<b>34/2</b>	<b>44</b>	<b>7.0/41</b>	<b>4.5/31</b>	<b>Car. Highs:</b> Tackles: 9, Sacks: 2, TFLs: 3				
	Year	GP/GS	Tkl	TFL/Yds	Sacks/Yds																			
2011	10/1	21	1.5/12	1.5/12																				
<b>Career</b>	<b>34/2</b>	<b>44</b>	<b>7.0/41</b>	<b>4.5/31</b>																				
<b>Car. Highs:</b> Tackles: 9, Sacks: 2, TFLs: 3																								
NT		<b>#97 MALIK JACKSON</b> 6-5, 270, Sr.-TR, Northridge, Calif.	<ul style="list-style-type: none"><li>Fourth on team in tackles (43) tops among D-Linemen</li><li>Career-highs with 9 tackles at #2 Alabama after 8 tackles vs. #1 LSU</li><li>On three preseason award watch lists for Lombardi, Outland, Nagurski</li><li>Earned Coaches and Media All-SEC First Team honors</li></ul>	<table><tr><th>Year</th><th>GP/GS</th><th>Tkl</th><th>TFL/Yds</th><th>Sacks/Yds</th></tr><tr><td>2011</td><td>10/10</td><td>43</td><td>6.5/17</td><td>2/11</td></tr><tr><td><b>Career</b></td><td><b>44/22</b></td><td><b>113</b></td><td><b>24/90</b></td><td><b>12.5/69</b></td></tr><tr><td colspan="5"><b>Car. Highs:</b> Tackles: 9, Sacks: 2, TFLs: 3</td></tr></table>	Year	GP/GS	Tkl	TFL/Yds	Sacks/Yds	2011	10/10	43	6.5/17	2/11	<b>Career</b>	<b>44/22</b>	<b>113</b>	<b>24/90</b>	<b>12.5/69</b>	<b>Car. Highs:</b> Tackles: 9, Sacks: 2, TFLs: 3				
	Year	GP/GS	Tkl	TFL/Yds	Sacks/Yds																			
2011	10/10	43	6.5/17	2/11																				
<b>Career</b>	<b>44/22</b>	<b>113</b>	<b>24/90</b>	<b>12.5/69</b>																				
<b>Car. Highs:</b> Tackles: 9, Sacks: 2, TFLs: 3																								
		<b>#44 Maurice Couch</b> 6-2, 305, So.-JC, Orlando, Fla.	<ul style="list-style-type: none"><li>JUCO transfer has played in all 10 games, has 26 tackles with 4 TFLs</li><li>5 tkl and 1st sack at Ark.; 6 tkl vs. SCar a week after 5 tkl at Bama</li><li>JUCO All-American at Garden City (Kan.); 45 tackles, 12 TFL, 3 sacks</li></ul>	<table><tr><th>Year</th><th>GP/GS</th><th>Tkl</th><th>TFL/Yds</th><th>Sacks/Yds</th></tr><tr><td>2011</td><td>10/2</td><td>26</td><td>4.0/5</td><td>1/3</td></tr><tr><td><b>Career</b></td><td><b>10/2</b></td><td><b>26</b></td><td><b>4.0/5</b></td><td><b>1/3</b></td></tr><tr><td colspan="5"><b>Car. Highs:</b> Tackles: 6, Sacks: 1, TFLs: 1</td></tr></table>	Year	GP/GS	Tkl	TFL/Yds	Sacks/Yds	2011	10/2	26	4.0/5	1/3	<b>Career</b>	<b>10/2</b>	<b>26</b>	<b>4.0/5</b>	<b>1/3</b>	<b>Car. Highs:</b> Tackles: 6, Sacks: 1, TFLs: 1				
	Year	GP/GS	Tkl	TFL/Yds	Sacks/Yds																			
2011	10/2	26	4.0/5	1/3																				
<b>Career</b>	<b>10/2</b>	<b>26</b>	<b>4.0/5</b>	<b>1/3</b>																				
<b>Car. Highs:</b> Tackles: 6, Sacks: 1, TFLs: 1																								
		<b>#76 DANIEL HOOD</b> 6-4, 293, So.-RS, Knoxville	<ul style="list-style-type: none"><li>Started eight games this year (first career starts) with 8 total tackles</li><li>First-career sack vs. #1 LSU after posting two tackles vs. Georgia</li><li>Switched to the DL after spending freshman season as an OL</li><li>Named UT's def. surprise of spring, earning the Spiva Off-Season Award</li></ul>	<table><tr><th>Year</th><th>GP/GS</th><th>Tkl</th><th>TFL/Yds</th><th>Sacks/Yds</th></tr><tr><td>2011</td><td>10/8</td><td>8</td><td>1/3</td><td>1/3</td></tr><tr><td><b>Career</b></td><td><b>16/8</b></td><td><b>8</b></td><td><b>1/3</b></td><td><b>1/3</b></td></tr><tr><td colspan="5"><b>Car. Highs:</b> Tackles: 2, Sacks: 1, TFLs: 1</td></tr></table>	Year	GP/GS	Tkl	TFL/Yds	Sacks/Yds	2011	10/8	8	1/3	1/3	<b>Career</b>	<b>16/8</b>	<b>8</b>	<b>1/3</b>	<b>1/3</b>	<b>Car. Highs:</b> Tackles: 2, Sacks: 1, TFLs: 1				
	Year	GP/GS	Tkl	TFL/Yds	Sacks/Yds																			
2011	10/8	8	1/3	1/3																				
<b>Career</b>	<b>16/8</b>	<b>8</b>	<b>1/3</b>	<b>1/3</b>																				
<b>Car. Highs:</b> Tackles: 2, Sacks: 1, TFLs: 1																								
		<b>#69 Allan Carson</b> 6-2, 325, Fr., Oxford, Ala.	<ul style="list-style-type: none"><li>Played five of last six games; Made debut on def. line vs. Buffalo (10/1)</li><li>Scout: 3-star (No. 62 DT); ESPN: 2-star (No. 112 DT)</li><li>Named to Team Alabama by the AHSADCA</li></ul>	<table><tr><th>Year</th><th>GP/GS</th><th>Tkl</th><th>TFL/Yds</th><th>Sacks/Yds</th></tr><tr><td>2011</td><td>5/0</td><td>0</td><td>0/0</td><td>0/0</td></tr><tr><td><b>Career</b></td><td><b>5/0</b></td><td><b>0</b></td><td><b>0/0</b></td><td><b>0/0</b></td></tr><tr><td colspan="5"><b>Car. Highs:</b> Tackles: 0, Sacks: 0, TFLs: 0</td></tr></table>	Year	GP/GS	Tkl	TFL/Yds	Sacks/Yds	2011	5/0	0	0/0	0/0	<b>Career</b>	<b>5/0</b>	<b>0</b>	<b>0/0</b>	<b>0/0</b>	<b>Car. Highs:</b> Tackles: 0, Sacks: 0, TFLs: 0				
	Year	GP/GS	Tkl	TFL/Yds	Sacks/Yds																			
2011	5/0	0	0/0	0/0																				
<b>Career</b>	<b>5/0</b>	<b>0</b>	<b>0/0</b>	<b>0/0</b>																				
<b>Car. Highs:</b> Tackles: 0, Sacks: 0, TFLs: 0																								
RE		<b>#99 BEN MARTIN</b> 6-4, 265, Sr.-RS, Cincinnati, Ohio	<ul style="list-style-type: none"><li>Back in action in 2011 after missing '10 with redshirt (two torn Achilles)</li><li>Started six times, playing all 10 games, has 11 tackles overall</li><li>In 2009, compiled 3½ sacks for minus-32 yards; Started final 11 games</li><li>Only member of team to have played as far back as 2007 season</li></ul>	<table><tr><th>Year</th><th>GP/GS</th><th>Tkl</th><th>TFL/Yds</th><th>Sacks/Yds</th></tr><tr><td>2011</td><td>10/6</td><td>11</td><td>0/0</td><td>0/0</td></tr><tr><td><b>Career</b></td><td><b>42/17</b></td><td><b>74</b></td><td><b>4.5/35</b></td><td><b>6.5/42</b></td></tr><tr><td colspan="5"><b>Car. Highs:</b> Tackles: 7, Sacks: 1, TFLs: 1</td></tr></table>	Year	GP/GS	Tkl	TFL/Yds	Sacks/Yds	2011	10/6	11	0/0	0/0	<b>Career</b>	<b>42/17</b>	<b>74</b>	<b>4.5/35</b>	<b>6.5/42</b>	<b>Car. Highs:</b> Tackles: 7, Sacks: 1, TFLs: 1				
	Year	GP/GS	Tkl	TFL/Yds	Sacks/Yds																			
2011	10/6	11	0/0	0/0																				
<b>Career</b>	<b>42/17</b>	<b>74</b>	<b>4.5/35</b>	<b>6.5/42</b>																				
<b>Car. Highs:</b> Tackles: 7, Sacks: 1, TFLs: 1																								
		<b>#58 Marlon Walls</b> 6-2, 281, So.-RS, Olive Branch, Miss.	<ul style="list-style-type: none"><li>Started four games in a row (9/17-10/15), 18 tackles on the season</li><li>Tied career-high with four tackles vs. #14 SC, had set mark vs. Montana</li><li>In second career start, posted first career sack for six yards vs. Buffalo</li></ul>	<table><tr><th>Year</th><th>GP/GS</th><th>Tkl</th><th>TFL/Yds</th><th>Sacks/Yds</th></tr><tr><td>2011</td><td>10/4</td><td>18</td><td>3/9</td><td>1/6</td></tr><tr><td><b>Career</b></td><td><b>17/4</b></td><td><b>20</b></td><td><b>3/9</b></td><td><b>1/6</b></td></tr><tr><td colspan="5"><b>Car. Highs:</b> Tackles: 7, Sacks: 1, TFLs: 1</td></tr></table>	Year	GP/GS	Tkl	TFL/Yds	Sacks/Yds	2011	10/4	18	3/9	1/6	<b>Career</b>	<b>17/4</b>	<b>20</b>	<b>3/9</b>	<b>1/6</b>	<b>Car. Highs:</b> Tackles: 7, Sacks: 1, TFLs: 1				
	Year	GP/GS	Tkl	TFL/Yds	Sacks/Yds																			
2011	10/4	18	3/9	1/6																				
<b>Career</b>	<b>17/4</b>	<b>20</b>	<b>3/9</b>	<b>1/6</b>																				
<b>Car. Highs:</b> Tackles: 7, Sacks: 1, TFLs: 1																								
SLB		<b>#56 CURT MAGGITT</b> <i>Pronounced (muh-JITT)</i> 6-3, 215, Fr., W. Palm Beach, Fla.	<ul style="list-style-type: none"><li>Fourth on team in tackles (42); total ranks 2nd among SEC frosh in tpg</li><li>Tied for team-best at Arkansas with six tackles along with TFL and FF</li><li>Recorded career-high 7 tackles against both LSU and Buffalo</li><li>First true Fr. w/A.J. Johnson to start at LB for UT in an opener (vs. Montana)</li></ul>	<table><tr><th>Year</th><th>GP/GS</th><th>Tkl</th><th>TFL/Yds</th><th>Sacks/Yds</th></tr><tr><td>2011</td><td>9/6</td><td>42</td><td>3/13</td><td>0.5/6</td></tr><tr><td colspan="5"><b>Car. Highs:</b> Tackles: 7, Sacks: 0.5, TFL: 1</td></tr></table>	Year	GP/GS	Tkl	TFL/Yds	Sacks/Yds	2011	9/6	42	3/13	0.5/6	<b>Car. Highs:</b> Tackles: 7, Sacks: 0.5, TFL: 1									
	Year	GP/GS	Tkl	TFL/Yds	Sacks/Yds																			
2011	9/6	42	3/13	0.5/6																				
<b>Car. Highs:</b> Tackles: 7, Sacks: 0.5, TFL: 1																								
		<b>#9 Daryl Vereen</b> 5-11, 215, Sr.-RS, Charlotte, N.C.	<ul style="list-style-type: none"><li>Has made 18 tackles in 10 games played in 2011</li><li>Posted nine total tackles in first two games</li><li>Career-high six tackles, which led UT in opener vs. Montana</li></ul>	<table><tr><th>Year</th><th>GP/GS</th><th>Tkl</th><th>TFL/Yds</th><th>Sacks/Yds</th></tr><tr><td>2011</td><td>10/2</td><td>18</td><td>1/9</td><td>1/9</td></tr><tr><td><b>Career</b></td><td><b>38/3</b></td><td><b>40</b></td><td><b>2/14</b></td><td><b>2/14</b></td></tr><tr><td colspan="5"><b>Car. Highs:</b> Tackles: 6, Sacks: 1, TFLs: 1</td></tr></table>	Year	GP/GS	Tkl	TFL/Yds	Sacks/Yds	2011	10/2	18	1/9	1/9	<b>Career</b>	<b>38/3</b>	<b>40</b>	<b>2/14</b>	<b>2/14</b>	<b>Car. Highs:</b> Tackles: 6, Sacks: 1, TFLs: 1				
	Year	GP/GS	Tkl	TFL/Yds	Sacks/Yds																			
2011	10/2	18	1/9	1/9																				
<b>Career</b>	<b>38/3</b>	<b>40</b>	<b>2/14</b>	<b>2/14</b>																				
<b>Car. Highs:</b> Tackles: 6, Sacks: 1, TFLs: 1																								
MLB		<b>#40 AUSTIN JOHNSON</b> 6-2, 240, Sr., Hickory, N.C.	<ul style="list-style-type: none"><li>Starting middle LB is second on UT in tackles with 65 (in 10 starts)</li><li>Interceptions in three of last four games (at Bama, vs. MTSU, at Ark)</li><li>Led in tackles vs. Cin. (6), UF (7), vs. UGa (career-high 11), MTSU (7)</li><li>2nd-career game with 10+ tkl vs. #14 SC including 100th career stop</li></ul>	<table><tr><th>Year</th><th>GP/GS</th><th>Tkl</th><th>TFL/Yds</th><th>Int/Yds</th></tr><tr><td>2011</td><td>10/10</td><td>65</td><td>4.0/5</td><td>3/39</td></tr><tr><td><b>Career</b></td><td><b>41/10</b></td><td><b>110</b></td><td><b>7.5/17</b></td><td><b>4/39</b></td></tr><tr><td colspan="5"><b>Car. Highs:</b> Tackles: 11, TFLs: 1.5, INT: 1</td></tr></table>	Year	GP/GS	Tkl	TFL/Yds	Int/Yds	2011	10/10	65	4.0/5	3/39	<b>Career</b>	<b>41/10</b>	<b>110</b>	<b>7.5/17</b>	<b>4/39</b>	<b>Car. Highs:</b> Tackles: 11, TFLs: 1.5, INT: 1				
	Year	GP/GS	Tkl	TFL/Yds	Int/Yds																			
2011	10/10	65	4.0/5	3/39																				
<b>Career</b>	<b>41/10</b>	<b>110</b>	<b>7.5/17</b>	<b>4/39</b>																				
<b>Car. Highs:</b> Tackles: 11, TFLs: 1.5, INT: 1																								
		<b>#42 Nigel Mitchell-Thornton</b> 6-1, 235, Jr., Stone Mountain, Ga.	<ul style="list-style-type: none"><li>Played nine games in 2011 as back-up LB &amp; on special teams coverage</li><li>Best game since 2009 with four tackles at Alabama</li><li>2010 Academic All-SEC; Played career-high 10 games</li></ul>	<table><tr><th>Year</th><th>GP/GS</th><th>Tkl</th><th>TFL/Yds</th><th>Sacks/Yds</th></tr><tr><td>2011</td><td>9/0</td><td>8</td><td>0/0</td><td>0/0</td></tr><tr><td><b>Career</b></td><td><b>27/0</b></td><td><b>22</b></td><td><b>1/3</b></td><td><b>0/0</b></td></tr><tr><td colspan="5"><b>Car. Highs:</b> Tackles: 5, TFLs: 1</td></tr></table>	Year	GP/GS	Tkl	TFL/Yds	Sacks/Yds	2011	9/0	8	0/0	0/0	<b>Career</b>	<b>27/0</b>	<b>22</b>	<b>1/3</b>	<b>0/0</b>	<b>Car. Highs:</b> Tackles: 5, TFLs: 1				
	Year	GP/GS	Tkl	TFL/Yds	Sacks/Yds																			
2011	9/0	8	0/0	0/0																				
<b>Career</b>	<b>27/0</b>	<b>22</b>	<b>1/3</b>	<b>0/0</b>																				
<b>Car. Highs:</b> Tackles: 5, TFLs: 1																								
WLB		<b>#45 A.J. JOHNSON</b> 6-2, 245, Fr., Gainesville, Ga.	<ul style="list-style-type: none"><li>Only frosh in NCAA to lead team in season tkl; Leads all SEC freshmen</li><li>With 67 tackles, is 2nd-most tkl by true frosh in UT hist. (E.Berry 86 in 2007)</li><li>SEC Freshman of Week after 13 tkl at Alabama, 2nd-most by a UT True Frosh</li><li>With 12 tkl vs. #14 SC, became 1st UT true frosh with 3 10+ tackle gms</li></ul>	<table><tr><th>Year</th><th>GP/GS</th><th>Tkl</th><th>TFL/Yds</th><th>Sacks/Yds</th></tr><tr><td>2011</td><td>10/8</td><td>67</td><td>3.5/3</td><td>0/0</td></tr><tr><td colspan="5"><b>Car. Highs:</b> Tackles: 13, TFLs: 1.5</td></tr></table>	Year	GP/GS	Tkl	TFL/Yds	Sacks/Yds	2011	10/8	67	3.5/3	0/0	<b>Car. Highs:</b> Tackles: 13, TFLs: 1.5									
	Year	GP/GS	Tkl	TFL/Yds	Sacks/Yds																			
2011	10/8	67	3.5/3	0/0																				
<b>Car. Highs:</b> Tackles: 13, TFLs: 1.5																								
		<b>#41 Dontavis Sapp</b> 6-2, 219, So., Valdosta, Ga.	<ul style="list-style-type: none"><li>Former DB played in all 10 games and has 14 tackles</li><li>Saw most playing time of career and had career-high 5 tackles vs. SC</li><li>Career-high four tackles with sack vs. Cincinnati</li></ul>	<table><tr><th>Year</th><th>GP/GS</th><th>Tkl</th><th>TFL/Yds</th><th>Sacks/Yds</th></tr><tr><td>2011</td><td>10/0</td><td>14</td><td>1/6</td><td>1/6</td></tr><tr><td><b>Totals</b></td><td><b>21/0</b></td><td><b>18</b></td><td><b>1/6</b></td><td><b>1/6</b></td></tr><tr><td colspan="5"><b>Car. Highs:</b> Tackles: 5, Sacks: 1, TFLs: 1</td></tr></table>	Year	GP/GS	Tkl	TFL/Yds	Sacks/Yds	2011	10/0	14	1/6	1/6	<b>Totals</b>	<b>21/0</b>	<b>18</b>	<b>1/6</b>	<b>1/6</b>	<b>Car. Highs:</b> Tackles: 5, Sacks: 1, TFLs: 1				
	Year	GP/GS	Tkl	TFL/Yds	Sacks/Yds																			
2011	10/0	14	1/6	1/6																				
<b>Totals</b>	<b>21/0</b>	<b>18</b>	<b>1/6</b>	<b>1/6</b>																				
<b>Car. Highs:</b> Tackles: 5, Sacks: 1, TFLs: 1																								
LCB		<b>#18 IZAUEA LANIER</b> <i>Pronounced (Eye-ZAY-uh)</i> 6-1, 190, So.-JC, Gordo, Ala.	<ul style="list-style-type: none"><li>Started last 7 games, has 36 tackles with career-high 7 at Alabama</li><li>Has 30 tackles in last five games w/ 6 vs. #8 Ark, #1 LSU and 4 vs. UGa</li><li>Made first career start vs. Buffalo, has six tackles in first year at UT</li><li>JUCO All-America, All-Conf. and All-Region honors at E. Miss. in 2009</li></ul>	<table><tr><th>Year</th><th>GP/GS</th><th>Tkl</th><th>PD</th><th>INT/Yds</th></tr><tr><td>2011</td><td>10/7</td><td>36</td><td>2</td><td>0/0</td></tr><tr><td colspan="5"><b>Car. Highs:</b> Tackles: 7, PDs: 1</td></tr></table>	Year	GP/GS	Tkl	PD	INT/Yds	2011	10/7	36	2	0/0	<b>Car. Highs:</b> Tackles: 7, PDs: 1									
	Year	GP/GS	Tkl	PD	INT/Yds																			
2011	10/7	36	2	0/0																				
<b>Car. Highs:</b> Tackles: 7, PDs: 1																								
		<b>#25 Art Evans</b> 5-11, 180, Sr.-RS, Lakeland, Fla.	<ul style="list-style-type: none"><li>Had 3 tackles in each of first three games this season; 10 total on year</li><li>Drew first start in nearly a year, at Florida, posting three tackles</li><li>First career INT for a 37-yard TD return vs. Montana in season opener</li></ul>	<table><tr><th>Year</th><th>GP/GS</th><th>Tkl</th><th>PD</th><th>INT/Yds</th></tr><tr><td>2011</td><td>10/1</td><td>10</td><td>1</td><td>1/37</td></tr><tr><td><b>Career</b></td><td><b>39/19</b></td><td><b>70</b></td><td><b>5</b></td><td><b>1/37</b></td></tr><tr><td colspan="5"><b>Car. Highs:</b> Tackles: 8, INT: 1, PD: 1</td></tr></table>	Year	GP/GS	Tkl	PD	INT/Yds	2011	10/1	10	1	1/37	<b>Career</b>	<b>39/19</b>	<b>70</b>	<b>5</b>	<b>1/37</b>	<b>Car. Highs:</b> Tackles: 8, INT: 1, PD: 1				
	Year	GP/GS	Tkl	PD	INT/Yds																			
2011	10/1	10	1	1/37																				
<b>Career</b>	<b>39/19</b>	<b>70</b>	<b>5</b>	<b>1/37</b>																				
<b>Car. Highs:</b> Tackles: 8, INT: 1, PD: 1																								
SS		<b>#37 BRIAN RANDOLPH</b> 6-0, 190, Fr., Kennesaw, Ga.	<ul style="list-style-type: none"><li>32 tackles in last 5 gms, w/ 9 vs. #1 LSU, 8 vs. #2 Bama, 6 vs. SC, 5 at Ark</li><li>Sixth on team in total tackles with 40 along with two pass break-ups</li><li>Six starts: vs. Cincy (2 tkl), Buf. (3 tkl), Bama (8 tkl), SC (6 tkl), Ark (5 tkl)</li><li>Career-high nine tackles vs. #1 LSU, with eight solo stops</li></ul>	<table><tr><th>Year</th><th>GP/GS</th><th>Tkl</th><th>PD</th><th>INT/Yds</th></tr><tr><td>2011</td><td>10/6</td><td>40</td><td>2</td><td>0/0</td></tr><tr><td colspan="5"><b>Car. Highs:</b> Tackles: 9, PDs: 2</td></tr></table>	Year	GP/GS	Tkl	PD	INT/Yds	2011	10/6	40	2	0/0	<b>Car. Highs:</b> Tackles: 9, PDs: 2									
	Year	GP/GS	Tkl	PD	INT/Yds																			
2011	10/6	40	2	0/0																				
<b>Car. Highs:</b> Tackles: 9, PDs: 2																								
		<b>#22 Rod Wilks</b> 6-0, 214, Jr.-RS, Smyrna	<ul style="list-style-type: none"><li>18 tackles on season seeing more time, leads team w/7 special teams</li><li>Career-high four tackles vs. #14 SC and in opener vs. Montana</li><li>Former wide receiver played in four games in the secondary in 2010</li></ul>	<table><tr><th>Year</th><th>GP/GS</th><th>Tkl</th><th>TFL/Yds</th><th>Sacks/Yds</th></tr><tr><td>2011</td><td>10/0</td><td>18</td><td>1.5/3</td><td>0/0</td></tr><tr><td><b>Career</b></td><td><b>27/0</b></td><td><b>20</b></td><td><b>1.5/3</b></td><td><b>0/0</b></td></tr><tr><td colspan="5"><b>Car. Highs:</b> Tackles: 4, TFL: 0.5</td></tr></table>	Year	GP/GS	Tkl	TFL/Yds	Sacks/Yds	2011	10/0	18	1.5/3	0/0	<b>Career</b>	<b>27/0</b>	<b>20</b>	<b>1.5/3</b>	<b>0/0</b>	<b>Car. Highs:</b> Tackles: 4, TFL: 0.5				
	Year	GP/GS	Tkl	TFL/Yds	Sacks/Yds																			
2011	10/0	18	1.5/3	0/0																				
<b>Career</b>	<b>27/0</b>	<b>20</b>	<b>1.5/3</b>	<b>0/0</b>																				
<b>Car. Highs:</b> Tackles: 4, TFL: 0.5																								
FS		<b>#23 PRENTISS WAGNER</b> 6-2, 185, Jr.-RS, Clinton, La.	<ul style="list-style-type: none"><li>Fifth on team in tackles (40); leads in passes defended (8), PBUs (7)</li><li>Has started 23 games in a row; Career-best 11 tackles vs. Georgia</li><li>Named to Preseason Watch List for Thorpe, Bednarik, Nagurski, Lott</li><li>2011 Pre. Media All-SEC 2nd Team; Coaches All-SEC 2nd Team in 2010</li></ul>	<table><tr><th>Year</th><th>GP/GS</th><th>Tkl</th><th>PD</th><th>INT/Yds</th></tr><tr><td>2011</td><td>10/10</td><td>40</td><td>8</td><td>1/54</td></tr><tr><td><b>Career</b></td><td><b>36/25</b></td><td><b>103</b></td><td><b>17</b></td><td><b>6/127</b></td></tr><tr><td colspan="5"><b>Car. Highs:</b> Tackles: 11, INT: 1, PD: 2</td></tr></table>	Year	GP/GS	Tkl	PD	INT/Yds	2011	10/10	40	8	1/54	<b>Career</b>	<b>36/25</b>	<b>103</b>	<b>17</b>	<b>6/127</b>	<b>Car. Highs:</b> Tackles: 11, INT: 1, PD: 2				
	Year	GP/GS	Tkl	PD	INT/Yds																			
2011	10/10	40	8	1/54																				
<b>Career</b>	<b>36/25</b>	<b>103</b>	<b>17</b>	<b>6/127</b>																				
<b>Car. Highs:</b> Tackles: 11, INT: 1, PD: 2																								
		<b>#3 Byron Moore</b> 6-1, 205, So.-RS, Carson, Calif.	<ul style="list-style-type: none"><li>Played in nine games in debut season at UT in 2011</li><li>Made first-career start vs. #14 SC and had two tackles</li><li>Made a stop at #2 Alabama (10/22), first tackle of year vs. Buffalo (10/1)</li></ul>	<table><tr><th>Year</th><th>GP/GS</th><th>Tkl</th><th>PD</th><th>INT/Yds</th></tr><tr><td>2011</td><td>9/2</td><td>6</td><td>0</td><td>0/0</td></tr><tr><td colspan="5"><b>Car. Highs:</b> Tackles:</td></tr></table>	Year	GP/GS	Tkl	PD	INT/Yds	2011	9/2	6	0	0/0	<b>Car. Highs:</b> Tackles:									
	Year	GP/GS	Tkl	PD	INT/Yds																			
2011	9/2	6	0	0/0																				
<b>Car. Highs:</b> Tackles:																								
RCB		<b>#27 JUSTIN COLEMAN</b> 5-10, 183, Fr., Brunswick, Ga.	<ul style="list-style-type: none"><li>Fourth start at Arkansas, racked up career-high five tackles</li><li>First career tackles with three vs. Cincy; Four overall tackles in 2011</li><li>First true Fr. DB to start for UT since E. Berry (2007), had a PBU vs. Mont.</li><li>Enrolled in classes in January and participated in spring workouts</li></ul>	<table><tr><th>Year</th><th>GP/GS</th><th>Tkl</th><th>PD</th><th>INT/Yds</th></tr><tr><td>2011</td><td>10/4</td><td>10</td><td>2</td><td>0/0</td></tr><tr><td colspan="5"><b>Car. Highs:</b> Tackles: 5, PD: 1</td></tr></table>	Year	GP/GS	Tkl	PD	INT/Yds	2011	10/4	10	2	0/0	<b>Car. Highs:</b> Tackles: 5, PD: 1									
	Year	GP/GS	Tkl	PD	INT/Yds																			
2011	10/4	10	2	0/0																				
<b>Car. Highs:</b> Tackles: 5, PD: 1																								
		<b>#10 Marsalis Teague</b> 5-10, 185, Jr., Paris	<ul style="list-style-type: none"><li>Played last 2 gms, DNP vs. SC; Didn't start at Bama, after 8 starts in row</li><li>Has 18 tackles on year; Season-best five tackles vs. Georgia</li><li>In 2010: 11 games, started 8 at CB after playing freshman season at WR</li><li>Former WR 4th among the UT DBs and 8th overall w/ 46 tackles in '10</li></ul>	<table><tr><th>Year</th><th>GP/GS</th><th>Tkl</th><th>PD</th><th>INT/Yds</th></tr><tr><td>2011</td><td>9/6</td><td>18</td><td>2</td><td>0/0</td></tr><tr><td><b>Career</b></td><td><b>33/19</b></td><td><b>66</b></td><td><b>10</b></td><td><b>0/0</b></td></tr><tr><td colspan="5"><b>Car. Highs:</b> Tackles: 11, PD: 3</td></tr></table>	Year	GP/GS	Tkl	PD	INT/Yds	2011	9/6	18	2	0/0	<b>Career</b>	<b>33/19</b>	<b>66</b>	<b>10</b>	<b>0/0</b>	<b>Car. Highs:</b> Tackles: 11, PD: 3				
	Year	GP/GS	Tkl	PD	INT/Yds																			
2011	9/6	18	2	0/0																				
<b>Career</b>	<b>33/19</b>	<b>66</b>	<b>10</b>	<b>0/0</b>																				
<b>Car. Highs:</b> Tackles: 11, PD: 3																								

# Depth Chart Notes (Specialists)

P  OR		<b>#5 MATT DARR</b> 6-1, 221, Fr.-RS, Bakersfield, Calif.	<ul style="list-style-type: none"><li>Punted 28 times in nine games this season for 38.2 average</li><li>Eight punts inside 20-yard line, seven coming in his last five games</li><li>Career-long 53 yard punt at #8 Arkansas</li><li>30-yard rush after a blocked punt vs. Buffalo, UT's longest rush of 2011</li></ul>	<table><tr><th>Year</th><th>GP/GS</th><th>Punts</th><th>Yds</th><th>Avg</th><th>I-20</th></tr><tr><td>2011</td><td>9/7</td><td>28</td><td>1069</td><td>38.2</td><td>8</td></tr></table> <p><b>Car. Highs:</b> Punts: 6, Avg: 44.0, Long: 53</p>	Year	GP/GS	Punts	Yds	Avg	I-20	2011	9/7	28	1069	38.2	8						
	Year	GP/GS	Punts	Yds	Avg	I-20																
2011	9/7	28	1069	38.2	8																	
PK		<b>#1 MICHAEL PALARDY</b> 5-11, 176, So., Coral Springs, Fla.	<ul style="list-style-type: none"><li>Started at punter and booted five balls for 40.0 avg. at Alabama, also converted a fake punt, completing a 5-yard pass to Anthony Anderson</li><li>Starting punter at Florida, had a punt for 39 yards and a blocked punt</li><li>Converted 9-of-13 field goals on season, has made 21-of-22 PATs</li><li>Career-long 52-yd FG at Bama, long FG by Vol since J.Hall (53 yds in 1995)</li><li>Then-career-long 43yd field goal vs. Georgia, making 2-of-3 attempts</li><li>37-yard field goal along with six PATs for second game in row vs. Cincy</li></ul>	<table><tr><th>Year</th><th>GP/GS</th><th>Punts</th><th>Yds</th><th>Avg</th><th>I-20</th></tr><tr><td>2011</td><td>9/2</td><td>14</td><td>515</td><td>36.8</td><td>1</td></tr><tr><td><b>Car.</b></td><td><b>20/3</b></td><td><b>18</b></td><td><b>655</b></td><td><b>36.3</b></td><td><b>1</b></td></tr></table> <p><b>Car Highs:</b> Punts: 5, Avg: 42.0, Long 51</p>	Year	GP/GS	Punts	Yds	Avg	I-20	2011	9/2	14	515	36.8	1	<b>Car.</b>	<b>20/3</b>	<b>18</b>	<b>655</b>	<b>36.3</b>	<b>1</b>
	Year	GP/GS	Punts	Yds	Avg	I-20																
2011	9/2	14	515	36.8	1																	
<b>Car.</b>	<b>20/3</b>	<b>18</b>	<b>655</b>	<b>36.3</b>	<b>1</b>																	
KO		<b>#1 MICHAEL PALARDY</b> 5-11, 176, So., Coral Springs, Fla.	<ul style="list-style-type: none"><li>Converted 9-of-13 field goals on season, has made 21-of-22 PATs</li><li>Career-long 52-yd FG at Bama, long FG by Vol since J.Hall (53 yds in 1995)</li><li>Then-career-long 43yd field goal vs. Georgia, making 2-of-3 attempts</li><li>37-yard field goal along with six PATs for second game in row vs. Cincy</li></ul>	<table><tr><th>Year</th><th>FGA/FGM</th><th>Pct.</th><th>PATs</th><th>Long</th></tr><tr><td>2011</td><td>9/13</td><td>69.2</td><td>21/22</td><td>52</td></tr><tr><td><b>Career</b></td><td><b>14/20</b></td><td><b>70.0</b></td><td><b>34/36</b></td><td><b>52</b></td></tr></table> <p><b>Car. Highs:</b> Long FG: 52; FGM: 3; FGA: 3</p>	Year	FGA/FGM	Pct.	PATs	Long	2011	9/13	69.2	21/22	52	<b>Career</b>	<b>14/20</b>	<b>70.0</b>	<b>34/36</b>	<b>52</b>			
	Year	FGA/FGM	Pct.	PATs	Long																	
2011	9/13	69.2	21/22	52																		
<b>Career</b>	<b>14/20</b>	<b>70.0</b>	<b>34/36</b>	<b>52</b>																		
DS		<b>#26 Derrick Brodus</b> 5-11, 171, Fr.-RS, Maryville	<ul style="list-style-type: none"><li>Amazing story of walk-on kicker played out on Nov. 5. Was sitting on his couch less than an hour before MTSU game, was taken by police escort to Neyland Stadium and made 21-yard FG and three PATs in debut.</li></ul>	<table><tr><th>Year</th><th>FGA/FGM</th><th>Pct.</th><th>PATs</th><th>Long</th></tr><tr><td>2011</td><td>1/1</td><td>100.0</td><td>3/3</td><td>21</td></tr><tr><td><b>Career</b></td><td><b>1/1</b></td><td><b>100.0</b></td><td><b>3/3</b></td><td><b>21</b></td></tr></table> <p><b>Car. Highs:</b> Long FG: 21; FGM: 1; FGA: 1</p>	Year	FGA/FGM	Pct.	PATs	Long	2011	1/1	100.0	3/3	21	<b>Career</b>	<b>1/1</b>	<b>100.0</b>	<b>3/3</b>	<b>21</b>			
	Year	FGA/FGM	Pct.	PATs	Long																	
2011	1/1	100.0	3/3	21																		
<b>Career</b>	<b>1/1</b>	<b>100.0</b>	<b>3/3</b>	<b>21</b>																		
H		<b>#59 NICK GUESS</b> 6-3, 230, Sr.-RS, Knoxville	<ul style="list-style-type: none"><li>Long snapper in every games this season, 23 games in a row as "starting" long snapper</li><li>Served as primary deep snapper for Vols in all 13 games last season</li><li>Ranked by Ray Guy's ProKicker.com as nation's No. 3 long snapper for high school graduating class of 2007.</li></ul>																			
		<b>#63 J.R. Carr</b> 5-10, 220, So.-RS, Lomita, Calif.	<ul style="list-style-type: none"><li>Redshirted in 2009 and was a squad member in 2010</li><li>Spent time at Chris Sailer Kicking School in high school.</li><li>Changed to No. 63 in 2011 after being No. 69 in 2010 and No. 50 in 2011 preseason camp</li></ul>																			
PR  OR		<b>#5 MATT DARR</b> 6-1, 221, Fr.-RS, Bakersfield, Calif.	<ul style="list-style-type: none"><li>Served as holder in last two games vs. MTSU and at Arkansas</li><li>Redshirted in 2010. Rated nation's No. 1 punting prospect in high school by expert Chris Sailer</li><li>Career long punt in HS was 71 yards.</li></ul>																			
		<b>#12 Matt Simms</b> 6-3, 210, Sr., Franklin Lakes, N.J.	<ul style="list-style-type: none"><li>Started two games at QB vs. #1 LSU and at #2 Alabama for first two starts since Oct. 30, 2010 (at SCar).</li><li>Has thrown for 319 yards this season</li><li>Led UT to only TD drive vs. Georgia, finishing with 1-yd TD rush</li></ul>																			
KR  OR		<b>#19 DEVRIN YOUNG</b> 5-8, 175, Fr., Knoxville	<ul style="list-style-type: none"><li>Punt return for 11 yards at Bama; Two punt ret. for 19 yards vs. Georgia</li><li>43-yard punt return on first return vs. Buffalo (long by UT since 2007)</li><li>Missed first three games with fractured right collarbone in late July</li><li>Tenn. Mr. Football Back of Year in 2008, 09, 10 w/7,433 all-purpose yds</li></ul>	<table><tr><th>Year</th><th>Punt Ret.</th><th>Yds</th><th>Yds/Ret</th><th>Lg</th></tr><tr><td>2011</td><td>7</td><td>92</td><td>13.1</td><td>43</td></tr></table> <p><b>Career Highs:</b> Ret: 3, Yds: 43, Long: 43</p>	Year	Punt Ret.	Yds	Yds/Ret	Lg	2011	7	92	13.1	43								
	Year	Punt Ret.	Yds	Yds/Ret	Lg																	
2011	7	92	13.1	43																		
KR		<b>#4 Marlin Lane</b> 6-0, 205, Fr., Daytona Beach, Fla.	<ul style="list-style-type: none"><li>Returned two punts for 13 yards at #16 Florida</li><li>Returned four punts for 23 yards in debut vs. Montana</li><li>Serving as primary back-up to senior Tauren Poole at TB</li></ul>	<table><tr><th>Year</th><th>Punt Ret.</th><th>Yds</th><th>Yds/Ret</th><th>Lg</th></tr><tr><td>2011</td><td>7</td><td>36</td><td>5.1</td><td>9</td></tr></table> <p><b>Career Highs:</b> Ret: 4, Yds: 23, Long: 9</p>	Year	Punt Ret.	Yds	Yds/Ret	Lg	2011	7	36	5.1	9								
	Year	Punt Ret.	Yds	Yds/Ret	Lg																	
2011	7	36	5.1	9																		
KR		<b>#19 DEVRIN YOUNG</b> 5-8, 175, Fr., Knoxville	<ul style="list-style-type: none"><li>79.7 kickoff yards per game with 100 at Bama &amp; 135 vs. #1 LSU, including 60-yarder. First Vol since David Oku w back-to-back 100 KR in 2009</li><li>Returned four kickoffs for 108 yards vs. Georgia. Most by a UT player since D. Rogets had 114 return yards vs. Kentucky (11/27/10)</li></ul>	<table><tr><th>Year</th><th>Kick Ret.</th><th>Yds</th><th>Yds/Ret</th><th>Lg</th></tr><tr><td>2011</td><td>23</td><td>558</td><td>24.3</td><td>60</td></tr></table> <p><b>Career Highs:</b> Ret: 5, Yds: 135, Long: 60</p>	Year	Kick Ret.	Yds	Yds/Ret	Lg	2011	23	558	24.3	60								
	Year	Kick Ret.	Yds	Yds/Ret	Lg																	
2011	23	558	24.3	60																		
KR		<b>#4 MARLIN LANE</b> 6-0, 205, Fr., Daytona Beach, Fla.	<ul style="list-style-type: none"><li>Returned last two kicks of game at Alabama for 49 yards</li><li>Brought back four kickoffs for 76 yards at Florida</li><li>Serving as primary back-up to senior Tauren Poole at TB</li></ul>	<table><tr><th>Year</th><th>Kick Ret.</th><th>Yds</th><th>Yds/Ret</th><th>Lg</th></tr><tr><td>2011</td><td>7</td><td>143</td><td>20.4</td><td>35</td></tr></table> <p><b>Career Highs:</b> Ret: 4, Yds: 76, Long: 35</p>	Year	Kick Ret.	Yds	Yds/Ret	Lg	2011	7	143	20.4	35								
	Year	Kick Ret.	Yds	Yds/Ret	Lg																	
2011	7	143	20.4	35																		
KR		<b>#28 TAUREN POOLE</b> <i>Pronounced (TOR-in)</i> 5-10, 215, Sr., Toccoa, Ga.	<ul style="list-style-type: none"><li>Second-career kickoff return vs. #14 SC for 25 yards</li><li>Returned the opening kickoff of the 2011 season vs. Montana for 27 yards, that was his first-career college kickoff return</li><li>UT's starting senior tailback has six career 100-yard rushing games.</li></ul>	<table><tr><th>Year</th><th>KO Ret.</th><th>Yds</th><th>Yds/Ret</th><th>Lg</th></tr><tr><td>2011</td><td>2</td><td>52</td><td>26.0</td><td>27</td></tr><tr><td><b>Career</b></td><td><b>2</b></td><td><b>52</b></td><td><b>26.0</b></td><td><b>27</b></td></tr></table> <p><b>Career Highs:</b> Ret: 1, Yards: 27</p>	Year	KO Ret.	Yds	Yds/Ret	Lg	2011	2	52	26.0	27	<b>Career</b>	<b>2</b>	<b>52</b>	<b>26.0</b>	<b>27</b>			
	Year	KO Ret.	Yds	Yds/Ret	Lg																	
2011	2	52	26.0	27																		
<b>Career</b>	<b>2</b>	<b>52</b>	<b>26.0</b>	<b>27</b>																		

## PRONUNCIATION GUIDE >>>

26	Derrick Brodus	BRO-dus	18	Izauea Lanier	Eye-ZAY-uh Luh-NEAR	21	Da'Rick Rogers	DAY-rick
50	Raiques Crump	RYE-qwez	56	Curt Maggitt	Muh-JITT	75	JerQuari Schofield	Jer-CORE-ee SKOH-field
90	Steven Fowlkes	FOLKS	20	Rajion Neal	RAY-zhon	55	Jacques Smith	JOCK-kwez
46	Channing Fugate	FEW-get	66	Marques Pair	Mar-KEES	19	Devrin Young	DEV-rin
43	Martaze Jackson	MAR-tayze	28	Tauren Poole	TOR-in			
70	Ja'Wuan James	Juh-WAHN	30	Shane Reveiz	Ruh-VAZE			

Neyland Stadium KNEE-land













## RELENTLESS PURSUIT OF CONTINUOUS IMPROVEMENT

One of Derek Dooley's mantras for this season's Volunteer squad has been the "Relentless Pursuit of Continuous Improvement." Through the first six games of the 2011 campaign, the benefits of that daily pursuit have been obvious. Below are a few examples of how it has paid off on the gridiron:

- The Vols started 3-1 for the first first time since 2006.
- The Vols went 4-0 in non-conference games first first time since 2006.
- UT posted its first six-game, regular-season winning streak since 2003-04 winning the final four games of 2010 and first two of 2011.
- UT is a perfect 10-0 when leading at halftime under Dooley. In every game that the Vols have won under Dooley, they've led at the break.
- Tennessee has converted on 62 of its 144 third-down opportunities (43.1 percent), which is fourth in the SEC and 34th nationally.
- The Big Orange has scored in 28 of its 33 trips (85%) into the red-zone, including 21 touchdowns (64%)
- UT did not allow an opponent to succeed on a fourth-down attempt until the fourth try this year. The Vols have stopped seven of 15 attempts.
- UT has allowed just 15 sacks through 10 games in 2011 after allowing 34 through the first 10 games last season.
- Derek Dooley became the eighth coach in Tennessee history to start 2-0 in his second year with the Vols and first since Bowden Wyatt in 1956.



# 2011 Schedule and Results

DATE	OPPONENT	SITE	TV	TIME	SERIES/RESULT	NOTE
Sept. 3	 <b>MONTANA (8-2)</b> Grizzlies	Knoxville Neyland Stadium	PPV	6:07 ET	W, 42-16	Hunter, Rogers each 100 yds. receiving; UT posts 5th consec. regular-season win
Sept. 10	 <b>CINCINNATI (7-2)</b> Bearcats	Knoxville Neyland Stadium	ESPN2	3:30 ET	W, 45-23	2nd consec. game with multiple 100-yd. rec.; Bray throws for 405 yds., UT-record 82.9%
Sept. 17	 <b>at #16/17 Florida (5-5)</b> Gators	Gainesville, Fla. Ben Hill Griffin Stadium	CBS	3:30 ET	L, 23-33	Vols lose seventh in a row to Gators; WR Hunter lost for season with torn ACL
Oct. 1	 <b>BUFFALO (2-8)</b> Bulls	Knoxville Neyland Stadium	CSS	12:30 ET	W, 41-10	Bray throws for 4 TDs, 342 yards; Rogers 180 yards receiving, 2 TD.
Oct. 8	 <b>RV/- GEORGIA (8-2)</b> Bulldogs	Knoxville Neyland Stadium	ESPN2	7:00 ET	L, 12-20	Waggoner, Austin Johnson 11 tackles each; Vols and UGA have now split last six
Oct. 15	 <b>#1/2 LSU (10-0)</b> Tigers	Knoxville Neyland Stadium	CBS	3:30 p.m.	L, 7-38	Freshman A.J. Johnson records 11 tackles; D.Young produces 135 kick return yards
Oct. 22	 <b>at #2/3 Alabama (9-1)</b> Crimson Tide	Tuscaloosa, Ala. Bryant-Denny Stadium	ESPN2	7:15 p.m. ET	L, 6-37	Vols lose 5th in a row to Crimson Tide; A.J. Johnson produces 13 tackles.
Oct. 29	 <b>#14 S. CAROLINA (8-2)</b> Gamecocks	Knoxville Neyland Stadium	ESPN2	7:15 p.m. ET	L, 3-14	Freshman QB Worley makes first start; Vols fall to 22-6-1 all-time vs. Gamecocks.
Nov. 5	 <b>MTSU (HC) (2-7)</b> Blue Raiders	Knoxville Neyland Stadium	FSN	7 p.m. ET	W, 24-0	Vols 4-0 in non-conf. for first time since '06; post first shutout of FBS team since '03.
Nov. 12	 <b>at #8 Arkansas (9-1)</b> Razorbacks	Fayetteville, Ark. Razorback Stadium	ESPN2	6 p.m. ET	L, 7-49	Vols gain 376 yards total offense in loss; top six tacklers all from last signing class
Nov. 19	 <b>VANDERBILT (5-5)</b> Commodores	Knoxville Neyland Stadium	ESPNU	7 p.m. ET	UT 72-27-5	Vols have won 5 straight meetings; UT 36-10-1 in Knoxville vs. Vandy.
Nov. 26	 <b>at Kentucky (4-6)</b> Wildcats	Lexington, Ky. Commonwealth Stadium	--	--	UT 74-23-9	Winning streak at 26, the longest active in a series between two major college teams.

## Team Notes...

### Up Next - Nov. 26 at Kentucky

■ Following the game against Vanderbilt, the Vols conclude their 2011 regular season at Lexington against the Kentucky Wildcats.

■ Tennessee has won 26 consecutive games over Kentucky since 1985, the longest active winning streak between two major college teams. The Vols won last year's matchup in Knoxville 24-14.

■ Tennessee is 74-23-9 all-time vs. Kentucky, including a 35-13-3 advantage in Lexington and a 39-10-6 edge in Knoxville. With 74 wins, the Vols have more victories against Kentucky than any other opponent in school history. The last loss for UT in the series was a 17-12 defeat in Knoxville in 1984.

■ The Vols have won 14 consecutive games vs. Kentucky at Commonwealth Stadium in Lexington since 1983. UT's last loss in Lexington to the Wildcats was a 21-10 defeat in 1981.

■ The last two games in Lexington both went to overtime. UT won in 2007 in four overtimes, 52-50, and defeated UK in 2009 in one overtime, 30-24. Four of the last seven games in the series have been decided by six points or fewer and five of seven were decided by 10 or fewer points.

### Last Game - Arkansas 49, Tennessee 7

■ Tennessee dropped a 49-7 decision at Arkansas on Saturday in Fayetteville. The Vols fell to 13-4 all-time vs. Arkansas.

■ WR Da'Rick Rogers led the Vols with 106 yards receiving on five catches, while RB Marlin Lane led UT with 56 yards rushing on nine carries. Lane's 45-yard run in the third quarter is the longest for Tennessee this season.

■ The top six tacklers for Tennessee were all members of the most recent signing class: DB Izauea Lanier (6), LB Curt Maggitt (6), DB Justin Coleman (5), DB Brian Randolph (5), DT Maurice Couch (5), and LB A.J. Johnson (5). Additionally, the top passer (QB Justin Worley) and top rusher (RB Marlin Lane) were both added on signing day in February 2011 as well.

■ Tennessee's 376 yards of total offense were the most for the Vols in an SEC game this season, and the 138 yards rushing were the most for Tennessee since a 199-yard output vs. Buffalo on Oct. 1.

■ UT intercepted its fifth pass in the last four games after posting just one in the first six games of 2011.

## NOTING THE SCHEDULE

### Playing the Best

■ Tennessee's 2011 schedule is tied with Auburn for the second-toughest in the nation, slightly trailing Oklahoma.

#### ▲ 2011 NCAA Toughest Schedule, Based on Cumulative Opposition

Oklahoma	.657 (71-37, 50-30 past, 21-7 future)
<b>TENNESSEE</b>	<b>.654 (70-37, 61-26 past, 9-11 future)</b>
Auburn	.654 (70-37, 56-32 past, 14-5 future)
Kansas	.648 (68-37, 58-27 past, 10-10 future)
Minnesota	.645 (71-39, 60-30 past, 11-9 future)

■ Tennessee has played five teams currently ranked in the top 15 in both the AP and USA Today Coaches' Polls: No. 1 LSU, No. 3 Alabama, No. 6 Arkansas, No. 14 South Carolina, and Georgia, ranked No. 13 in the Coaches' Poll and No. 15 by the AP.

■ The 61 combined wins by Tennessee opponents played to date are the highest of any team in the nation.

■ Another 2011 opponent, Cincinnati, dropped out of the poll this week, while Florida was also ranked No. 16 in the AP and No. 17 in the Coaches' Poll at the time of the game between the Vols and Gators.

■ The Vols played four teams ranked in the Top 15 in a six-week span from Oct. 15-Nov. 12: LSU, Alabama, South Carolina, and Arkansas.

■ Five of the Vols' six losses in 2011 are to teams currently ranked in the top 15.

■ Including LSU, Alabama, and Arkansas, the Vols have played at least three Top 10 teams for the seventh time in the last 10 seasons from 2002-11.

■ Tennessee played three consecutive ranked opponents from Oct. 15-29 for the first time since 1994: No. 1 LSU, No. 2 Alabama, and No. 14 South Carolina. The trifecta also represented the first time since 1991 that UT played three consecutive top 14 teams (No. 13 Auburn, No. 10 Florida, No. 14 Alabama).

■ The three SEC West opponents on the Vols' 2011 slate are all ranked in the top 8 in both polls: No. 1 LSU, No. 2 Alabama, and No. 8 Arkansas.

## Team Notes (Cont.)

### Fantastic Freshmen

■ A strong candidate for freshman All-America honors, true freshman linebacker A.J. Johnson leads all SEC freshmen in tackles and also leads the Vols with 67. Johnson also ranks fifth in tackles in SEC games only with 52 (8.9/gm.).

■ Johnson would be the first true freshman in school history to lead Tennessee in tackles. He ranks 14th overall in the SEC in tackles (6.7 per game), and Johnson and fellow true freshman LB Curt Maggitt rank 1-2 among SEC freshmen in tackles per game (Johnson, 6.7; Maggitt, 4.7).

■ Johnson is also the only **true** freshman in Division I FBS to lead his team in tackles, and he also is tied for the SEC lead in fumble recoveries (2).

■ Johnson and Maggitt were the first true freshmen to start at linebacker for UT since freshman eligibility was reinstated in 1972. Additionally, DB Justin Coleman was the first true freshman to start in the secondary in the season opener for the Vols since Eric Berry in 2007 at California.

#### ▲ 2011 SEC Freshman Tackle Leaders Per Game (total tackles)

<b>A.J. Johnson, Tennessee</b>	<b>6.7(67)</b>
<b>Curt Maggitt, Tennessee</b>	<b>4.7 (42)</b>
Tevin Mitchell, Arkansas	4.5 (45)

■ Johnson also ranks second in Tennessee history among true freshmen in tackles, trailing only Eric Berry's 86 in 2007. Johnson's five tackles at Arkansas moved him past Jonathan Hefney on the UT single-season true freshman list.

#### ▲ Tennessee All-Time True Freshman Tackle Leaders

Player	Pos.	Tackles	Fr. Year	Career Tackles
Eric Berry	DB	86	2007	245
<b>A.J. Johnson</b>	<b>LB</b>	<b>67</b>	<b>2011</b>	<b>67</b>
Jonathan Hefney	DB	65	2004	322
Reggie White	DL	51	1980	293

### Undefeated on the U

■ Tennessee is 3-0 all-time on ESPNU, with all three appearances coming in 2009, including a 31-16 win over Vanderbilt on Nov. 21 in Knoxville.

### Turnstile Ticker

■ Tennessee ranks third in the nation and leads the SEC in total attendance (665,769) and ranks sixth nationally and second in the SEC in average attendance per game (95,110). Only Penn State and Michigan have welcomed more fans this college football season than Tennessee.

#### ▲ 2011 NCAA Total Attendance Leaders

Penn State	709,991
Michigan	669,581
<b>TENNESSEE</b>	<b>665,769</b>

### Under the Lights

■ Saturday night's 7:02 p.m. EST kickoff vs. Vanderbilt marks the Tennessee school record for night games to seven.

■ Including postseason and bowl games, the Vols played six night games on four other occasions (1999, 2004, 2009, 2010).

### Youth Being Served

■ Six true freshmen started for UT at Arkansas: WR DeAnthony Arnett, QB Justin Worley, LG Marcus Jackson, LB A.J. Johnson, DB Justin Coleman, and DB Brian Randolph. The six true freshman starters is believed to be a school record. Tennessee started five true freshmen vs. Middle Tennessee: QB Justin Worley, LG Marcus Jackson, LB A.J. Johnson, SS Brian Randolph, and CB Justin Coleman.

■ Worley started for Tennessee in each of the last three games and is the sixth true freshman to start for UT since 1994 (P. Manning, 1994; C. Clausen, 2000; B. Schaeffer and E. Ainge, 2004; T. Bray, 2010).

■ **Tennessee is the only team in Division I FBS with three freshmen (true or redshirt) among its top six tackle leaders. Additionally, the Vols are the only team in the nation with two true freshmen among its top five tackle leaders. In fact, Boston College is the only other school that even has two in its top six.**

■ Tennessee has played a total of 16 true freshmen in 2011 and 21 freshmen overall, including five redshirt freshmen: P Matt Darr, RB Jaron Toney, K Derrick Brodus, DL Greg Clark, and LB Martaze Jackson.

#### ▲ True Freshmen Playing for Tennessee in 2011 (16)

**OFFENSE (10):** QB: Justin Worley, RB: Marlin Lane, Tom Smith, Devrin Young, WR: DeAnthony Arnett, Vincent Dallas, TE: Brendan Downs, Cameron Clear, OL: Marcus Jackson, Antonio Richardson.

**DEFENSE (6):** DE: Jordan Williams, DT: Allan Carson, LB: A.J. Johnson, Curt Maggitt, DB: Justin Coleman, Brian Randolph.

#### ▲ Most True Freshmen Played in 2011 (NCAA D-I FBS)

Team	True Fr.	Team	True Fr.
Army	18	Auburn	16
Texas	18	Georgia	16
<b>TENNESSEE</b>	<b>16</b>	Indiana	16

■ The Vols have played a combined 32 true freshmen and 47 freshmen overall over the last two years. In 2010, Tennessee played 16 true freshmen and 26 freshmen overall, both of which tied for third in the nation. **UT's total of 32 true freshmen played over the last two years ties with Florida for the most in the nation.**

■ The Vols started four freshmen (SLB Curt Maggitt, WLB A.J. Johnson, CB Justin Coleman, and P Matt Darr) and three true freshmen (Maggitt, Johnson, Coleman) in a season opener for the first time since freshman eligibility was reinstated in 1972.

### Fresh Starts

■ Over the last two seasons, a total of 46 Vols have made their first Division I FBS starts. A total of 24 UT players have made their first career start in 2011, two more than of the total of 22 Vols who made their first career starts a year ago in 2010.

#### ▲ Tennessee Players Making First Career Starts in 2011 (23)

**OFFENSE (10):** QB: Justin Worley, RB: Devrin Young, FB: Ben Bartholomew, WR: DeAnthony Arnett, Rajion Neal, Da'Rick Rogers, TE: Brendan Downs, Mychal Rivera, OL: Alex Bullard, Marcus Jackson.

**DEFENSE (12):** DL: Willie Bohannon, Maurice Couch, Daniel Hood, Jacques Smith, Marlon Walls, LB: A.J. Johnson, Austin Johnson, Curt Maggitt, DB: Justin Coleman, Izauea Lanier, Byron Moore, Brian Randolph.

**SPECIAL TEAMS (2):** P Matt Darr, K Derrick Brodus

■ A total of 11 freshmen (nine true freshmen) have started for Tennessee this season, including WR DeAnthony Arnett (1 start), G Marcus Jackson (3), QB Justin Worley (3), TE Brendan Downs (1), RB Devrin Young (1), DB Brian Randolph (6), DB Justin Coleman (4), LB A.J. Johnson (8), LB Curt Maggitt (6), P Matt Darr (7) and K Derrick Brodus (1).

### Trifecta

■ QB Justin Worley has started each of the last three games for Tennessee and is the third starting QB for the Vols in 2011, marking the fifth time since 1994 that the Vols have started as many as three quarterbacks in a season.

#### ▲ Seasons in Which Tennessee Started Three Quarterbacks

2011	Tyler Bray (5), Matt Simms (2), Justin Worley (3)
2004	Brent Scheaffer (3), Erik Ainge (6), Rick Clausen (4)
2002	Casey Clausen (11), C.J. Leak (1), James Banks (1)
2000	Joey Mathews (1), A.J. Suggs (4), Casey Clausen (7)
1994	Jerry Colquitt (1), Todd Helton (3), Peyton Manning (8)

### SEC, NCAA Leaders

■ Tennessee ranks second in the SEC and 41st nationally in pass offense at 250.7 yards per game. The Vols also have the following ranks in the SEC: 7th in total offense, 10th in scoring offense, 12th in rushing offense, 8th in total defense, 9th in scoring defense, 7th in rushing defense.

#### ▲ SEC Passing Offense Leaders, 2011

Arkansas	311.3
<b>TENNESSEE</b>	<b>250.7</b>
Georgia	250.3

■ The Vols also rank tied for third with Alabama in the SEC in fewest interceptions thrown with seven, trailing only LSU (3) and Arkansas (6).

■ WR Da'Rick Rogers leads the SEC in receptions (55) and ranks second in receiving yards (886), trailing only Arkansas WR Jarius Wright in yardage (53 rec. for 906 yards). Rogers also has seven receiving TDs, third-best in the league.

■ LB A.J. Johnson is tied for the league lead in fumble recoveries (2) and leads all SEC freshmen in tackles (67).

### O-Line Pride

■ The Vols have allowed only 15 sacks in 2011, the third-lowest total in the SEC this season, trailing only LSU (10) and Alabama (15). Through 10 games in 2010, Tennessee had allowed 34 sacks, more than double the current total for the Vols at the same point this year.

#### ▲ Fewest Sacks Allowed, SEC, 2011

LSU	10
Alabama	14
<b>TENNESSEE</b>	<b>15</b>

■ After entering the 2010 season opener vs. UT Martin with three starts on the offensive line (all from Jarrod Shaw), the current UT depth chart lists five offensive line starters with a combined 89 career starts (Ja'Wuan James and Dallas Thomas 23 each, James Stone 15, Zach Fulton 15, Alex Bullard 10, Marcus Jackson 3).

■ True freshman Marcus Jackson has started the last three games at left guard for Tennessee. During the last two seasons, the Vols have a combined 29 starts from true freshmen on the offensive line (2011: Jackson 3; 2010: Ja'Wuan James 13, James Stone 8, Zach Fulton 5).

■ UT is one of seven Division I FBS schools who has not started a senior on the offensive line this season. The others are Arizona, Georgia Tech, Stanford, Texas A&M, UNLV, and USC.

### Return Game

■ KR Devrin Young has returned 23 kickoffs for 558 yards, a 24.3 yards per return average. Young also has seven punt returns for 92 yards (13.1 avg. per return).

■ Young's 650 total kick return yards rank as the 10th-most in UT history in a single season (chart on page 8).

■ Tennessee ranks fifth in the SEC in kickoff return average at 23.2 and fifth in punt return average at 8.5. These numbers represent improvement over 2010, when the Vols averaged 21.5 yard per kickoff return and only 4.1 yards per punt return.

### Start Streaks

■ Four Vols who started every game last year: OL's Ja'Wuan James and Dallas Thomas, RB Tauren Poole, and DB Prentiss Wagner, are all tied for Tennessee's current consecutive starts streak lead with 24. The next closest Vol on the list is DL Malik Jackson with 20.

### Academic Excellence

■ There are six members of the Tennessee football team who already have earned degrees: Anthony Anderson, Nick Guess, Austin Johnson, Ben Martin, Tauren Poole, and Shane Reveiz.



# Notes on the Offense...

## Mr. Rogers' Neighborhood

■ Sophomore wide receiver Da'Rick Rogers leads Tennessee with 55 receptions for 886 yards and seven TDs after compiling 11 receptions for 167 yards and two TDs as a freshman. Rogers' 5.5 receptions per game rank second in the SEC and 49th nationally, while his 88.6 receiving yards per game are second in the conference and 29th nationally. His five 100-yard performances and 55 receptions lead the SEC.

■ His five catches for 106 yards were team highs against Arkansas, marking the sixth time he's led UT in catches and the fifth time he's led the Vols in receiving yards. Rogers has had at least five receptions in seven games.

■ Rogers found the end zone against Middle Tennessee for the first time since hauling in two TDs vs. Buffalo (10/1). His 47-yard TD was a part of a nine-reception, 137-yard performance. Rogers' seven touchdowns rank 37th in the NCAA and third in the SEC, while his six scores were the most through four games of a season by a wide receiver in UT history.

■ Rogers was the first UT wideout to have at least 60 yards receiving in the first six games since Joey Kent recorded seven 100-yard games to start the 1996 season.

■ His 137 receiving yards against MTSU were the second most of his career, behind his personal-best 180 yards (most by a UT wideout this season) against Buffalo on seven receptions, including a career-long 58-yard reception on a second quarter 3rd-and-14 that set up his sixth TD of the year. Rogers also had a 56-yard reception vs. Buffalo.

■ Rogers' 47-yard reception against Montana was UT's longest season-opening TD since Andy Kelly hit Carl Pickens from 75 yards out vs. Louisville for the first TD of the 1991 season. Also, it was the first time since 2007 that the Vols' first TD of the season came through the air (Erik Ainge to Arian Foster, 12 yards).

■ Rogers' career-high 10 receptions against Cincinnati are tied for third in the SEC this season with teammate Justin Hunter.

### ▲ Top Active WR in SEC (Yards/Game)

Name	School	Yards	Yards/Game
Jarius Wright	Arkansas	906	100.7
<b>Da'Rick Rogers</b>	<b>Tennessee</b>	<b>886</b>	<b>88.6</b>
Rueben Randle	LSU	733	73.3

### ▲ Most Receptions/Game in SEC

Name	School	Rec.	Rec./Game
Jarius Wright	Arkansas	43	5.9
<b>Da'Rick Rogers</b>	<b>Tennessee</b>	<b>55</b>	<b>5.5</b>
Marquis Maze	Alabama	49	4.9

## Money In the Bank

■ Of Rogers' 55 receptions, 43 have gone for first downs or touchdowns (78.1 percent). In the last seven games, 29 of his 35 catches have moved the markers or ended up in the end zone (83 percent), including four of his five grabs last week vs. Arkansas.

## Of Rogers and Records

■ With one more receiving TD, Rogers will move into the top 10 for most receiving scores in a single season.

### ▲ Tennessee Single-Season Receiving Touchdowns

Rank	Name	Year	TDs
1.	Marcus Nash	1997	13
7.	Denarius Moore	2010	9
	Jermaine Copeland	1997	9
	Joey Kent	1995	9
10.	Alvin Harper	1990	8
	Cotton Letner	1959	8
<b>12.</b>	<b>Da'Rick Rogers</b>	<b>2011</b>	<b>7</b>

■ Additionally, Rogers needs three more receptions to move into UT's top 10 in a single season

### ▲ Tennessee Single-Season Receptions

Rank	Name	Year	Rec.
1.	Marcus Nash	1997	76
6.	Kelley Washington	2001	64
7.	Cedrick Wilson	2000	62
8.	Peerless Price	1998	61
9.	Jermaine Copeland	1997	58
	Thomas Woods	1988	58
11.	Cedrick Wilson	1999	57
12.	Austin Rogers	2007	56
	Josh Briscoe	2007	56
<b>14.</b>	<b>Da'Rick Rogers</b>	<b>2011</b>	<b>55</b>
	Gerald Jones	2010	55

■ Rogers' 886 yards already rank 11th in UT annals for a single season.

### ▲ Tennessee Single-Season Receiving Yards

Rank	Name	Year	Rec.
1.	Robert Meachem	2006	1,298
6.	Lucas Taylor	2007	1,000
7.	Denarius Moore	2010	981
8.	Tim McGee	1985	947
9.	Peerless Price	1998	920
10.	Carl Pickens	1990	917
<b>11.</b>	<b>Da'Rick Rogers</b>	<b>2011</b>	<b>886</b>

## The Century Mark

■ Rogers' five 100-yard games rank tied for the fifth-most in a season at UT all-time with Tim McGee (1985). The record for 100-yard games in a season is seven, held by Marcus Nash (1997) and Joey Kent (1996). With his sixth 100-yard game, Rogers would move into a third-place tie with Robert Meachem (2006) and Joey Kent (1995).

■ Four of Rogers' five 100-yard games have come in UT's four wins. His average of 129.3 yards per win ranks sixth nationally.

### ▲ UT Single-Season 100-Yard Receiving Games

Rank	Name	Year	100+
1.	Marcus Nash	1997	7
	Joey Kent	1996	7
3.	Robert Meachem	2006	6
	Joey Kent	1995	6
<b>5.</b>	<b>Da'Rick Rogers</b>	<b>2011</b>	<b>5</b>
	Tim McGee	1985	5

## Doing It Against the Best

■ Rogers leads the country with 29 receptions and 407 receiving yards against ranked opponents.

■ His 157 receiving yards when the Vols are faced with 10 or more yards to go on third down rank third nationally.

## Worley's World

■ With his first start against South Carolina, quarterback Justin Worley became one of just 16 true freshman QB to start a game this season for an NCAA FBS team this season.

■ The Vols are one of just three teams to start a true freshman at quarterback in each of the last two seasons after Tyler Bray started the final five games of 2010. Memphis has also started a true freshman at QB in two straight seasons, while Rutgers has done so in three consecutive years.

■ Against Middle Tennessee, Worley completed 23-of-32 pass attempts for 291 yards, including a 47-yard touchdown to Da'Rick Rogers. His 291 yards are the sixth-most by a true freshman quarterback in the FBS this season, while his 47-yard TD was the first of his career. Worley was 16-of-21 for 202 yards by halftime.

■ Worley was 15-of-29 for 208 yards in his first road start at Arkansas, including completions of 50 and 48 yards.

## Add Arnett to the Arsenal

■ Freshman wide receiver DeAnthony Arnett's 21 receptions rank tied for the fifth-highest total by a UT true freshman all-time, while his 222 receiving yards are the seventh most. His catch figure is third on the team, while his yardage total ranks fourth.

### ▲ Tennessee True Freshman Receptions

Rank	Name	Year	Rec.
1.	Kelley Washington	2001	64
2.	William Howard	1984	24
3.	Stanley Morgan	1973	22
	Terrance Cleveland	1986	22
<b>5.</b>	<b>DeAnthony Arnett</b>	<b>2011</b>	<b>21</b>
	Jayson Swain	2003	21
7.	Justin Hunter	2010	16

### ▲ Tennessee True Freshman Receiving Yards

Rank	Name	Year	Yards
1.	Kelley Washington	2001	1010
4.	Terrance Cleveland	1986	364
5.	Jayson Swain	2003	265
6.	William Howard	1984	231
<b>7.</b>	<b>DeAnthony Arnett</b>	<b>2011</b>	<b>222</b>

■ Arnett, who made his first career start at Arkansas, has posted a career-high 59 receiving yards twice, first at Florida on eight catches, and again vs. South Carolina on three receptions, including grabs of 26 and 25 yards. His eight receptions at Florida were the most by a Ten-

nessee freshman since Kelley Washington had 11 in the 2001 SEC Championship Game against LSU in Atlanta.

■ Arnett had a career-long 35-yard reception against Middle Tennessee as a part of a three-reception, 47-yard performance. He has caught at least three passes in five of the last seven games, and has at least tied for second on the team in receptions four times.

■ Arnett added the first two touchdowns of his career against Buffalo a week later, becoming the first freshman WR at UT to score twice in a game since Justin Hunter vs. Ole Miss (11/13/10).

■ Da'Rick Rogers also had two TD receptions against Buffalo to mark the first time UT had two different receivers with two TD catches in the same game since Nov. 20, 1993 at Kentucky (Cory Fleming and Joey Kent).

## Rivera Rockin' It

■ A member of the John Mackey Award Watch List, UT junior tight end Mychal Rivera ranks second on the team in receptions (26) and receiving yards (315).

■ Rivera caught five passes for a team-high 85 receiving yards against Georgia (10/8), the most by a UT tight end since Jason Witten recorded 125 yards on six receptions in the Citrus Bowl vs. Michigan (1/1/02). His performance also marked the first time a UT tight end led the team in receiving yards since Witten did so at South Carolina with 72 yards (11/2/02).

■ Despite being held without catches against Montana and LSU, Rivera ranks third in the SEC and 21st nationally among tight ends with 26 receptions. Additionally, he ranks third in receiving yards (315) among SEC tight ends, which is also good for 19th in the country.

### ▲ Top SEC Tight Ends (By Receptions)

Name	School	Receptions
Orson Charles	Georgia	32
Chris Gragg	Arkansas	30
<b>Mychal Rivera</b>	<b>Tennessee</b>	<b>26</b>

### ▲ Top SEC Tight Ends (By Receiving Yards)

Name	School	Receiving Yards
Orson Charles	Georgia	390
Chris Gragg	Arkansas	338
<b>Mychal Rivera</b>	<b>Tennessee</b>	<b>315</b>

■ Rivera hauled in a career-high six receptions for 54 yards against Cincinnati on Sept. 10, which marked the most catches in a single game by a Volunteer tight end since Chris Brown had seven at Cal on Sept. 1, 2007.

■ With three receptions for 32 yards against Middle Tennessee last week, Rivera has notched at least three receptions in five games this season.

## Tauren's Time

■ Senior TB Tauren Poole rushing effort against Alabama (67 yards) was the second-best against the Tide this season and his performance against LSU (70 yards) was the third-most against the Tigers this season.

■ Poole's two rushing touchdowns against MTSU marked the third multi-TD game of his career and the first this season. Poole also had a rushing and receiving TD in the same game at Memphis last season.

■ Poole carried 17 times to match his season-high with 101 yards vs. Buffalo (10/1), his eighth career 100-yard game and second this season. Poole's eight 100-yard games are tied with Gerald Riggs Jr., Travis Stephens, Chuck Webb and Curt Watson for 10th on the career list at UT. He also rushed for 101 yards vs. Cincinnati.

■ He led Tennessee in receptions for the first time in his career with three (10 yards) at Alabama, becoming the fifth different Vol to lead the team in catches this year.

## Hunter Tears ACL

■ Sophomore wide receiver Justin Hunter recorded 17 receptions for 314 yards and two touchdowns before suffering a torn anterior cruciate ligament (ACL) in his left knee during the first quarter of Tennessee's game at Florida on Sept. 17. The Virginia Beach, Va., native is expected to miss the remainder of the 2011 season, but should return in time to participate in spring practice.

■ Before going down with injury, Hunter's 302 receiving yards in the first two games were the most all-time by a Tennessee receiver in that span, while his 16 receptions are the second-most. Johnny Mills had 17 receptions after two games in 1966. Robert Meachem had 15 receptions for 297 yards in UT's first two games of 2007.

■ At the time of his injury, Hunter was ranked first in the SEC and among the top 10 in the NCAA in both receiving yards and receptions.

# Notes on Defense and Special Teams...

## 586 Good Plays

■ On 586 of the 622 plays the Tennessee defense has been on the field (94.2 percent), its opponents have averaged just 3.83 yards (2,243 yards). In the other 36 plays (5.8 percent), however, opponents have average 37.3 yards per play (1,343 yards).

## Young Pups

■ The Vols have started at least one true freshmen on defense in each of the first 10 games this season.

### ▲ Tennessee Freshmen Def. Starters in 2011

Game	Freshmen Starters
Montana	A.J. Johnson (WLB), Curt Maggitt (SLB), Justin Coleman (CB)
Cincinnati	Curt Maggitt (SLB), Justin Coleman (CB), Brian Randolph (DB)
Florida	A.J. Johnson (WLB), Curt Maggitt (SLB)
Buffalo	Brian Randolph (DB)
Georgia	A.J. Johnson (WLB), Curt Maggitt (SLB)
LSU	A.J. Johnson (WLB), Curt Maggitt (SLB)
Alabama	A.J. Johnson (WLB), Curt Maggitt (SLB), Brian Randolph (FS)
S. Carolina	A.J. Johnson (WLB), Brian Randolph (FS)
MTSU	A.J. Johnson (WLB), Brian Randolph (SS), Justin Coleman (RCB)
Arkansas	A.J. Johnson (WLB), Brian Randolph (SS), Justin Coleman (RCB)

■ The true freshman LBs, Curt Maggitt and A.J. Johnson are the first-ever to start for Tennessee since 1972, in a season-opener. Coleman was the first true frosh DB to start since Eric Berry in 2007.

## Freshmen Focus

■ Three of Tennessee's five leading tacklers are freshmen in A.J. Johnson (1st/67), Curt Maggitt (4th/42) and Brian Randolph (t-5th/40), making the Vols the only team in the country with three of its top five tacklers being freshmen. UT is also the only team in the country with two true freshmen among its top four tacklers. In fact, there is only one other school, Boston College, that even has two in its top six.

## Amazing A.J.

■ Johnson leads the Vols in tackles with 67, the most among SEC freshmen. He's the only true freshman to currently own or tie for the team lead in tackles among all D-I FBS schools and he's led the Vols in tackles in three of the last five outings, combining for a total of 46 stops in that span.

■ Johnson ranks third on Tennessee's all-time true freshman tackle-leaders list with 67.

### ▲ UT All-Time True Freshman Tackle Leaders

Player	Pos.	Tkls	Fr. Year	Career
Eric Berry	DB	86	2007	245
<b>A.J. Johnson</b>	<b>LB</b>	<b>67</b>	<b>2011</b>	<b>62</b>
Johnathan Hefney	DB	65	2004	322
Reggie White	DL	51	1980	293

■ With 12 tackles vs. South Carolina, Johnson became the first UT true freshman to record three 10-plus tackle games, previously recording 13 against Alabama and 11 vs. LSU. He was also the first Tennessee defender to notch three consecutive double-digit tackle performances since Nick Reveiz did it four straight times in 2010 (Oregon-LSU).

■ Johnson was awarded SEC Freshman of the Week (Oct. 22) honors for his career-best 13-tackle performance at Alabama which rank as the second-most by a Tennessee true freshman, behind only Berry's 14-tackle game vs. UK in 2007. Johnson now holds three of UT's top-four tackle games by a true freshman, joining Berry's two efforts, and a 12-tackle game by Reggie White against Virginia in 1980.

### ▲ Single-Game Tackles by UT True Freshmen

Player	Tackles	Opponent	Date
Eric Berry	14	at Kentucky	11/24/07
<b>A.J. Johnson</b>	<b>13</b>	<b>at Alabama</b>	<b>10/22/11</b>
<b>A.J. Johnson</b>	<b>12</b>	<b>South Carolina</b>	<b>10/29/11</b>
Eric Berry	12	South Carolina	10/27/07
Reggie White	12	Virginia	11/1/80
<b>A.J. Johnson</b>	<b>11</b>	<b>LSU</b>	<b>10/15/11</b>

■ Johnson recovered his second fumble of the season against the Gamecocks, the only Vol with multiple recoveries in 2011. He's the first freshman to have more than one fumble recovery since Eric Berry had a pair in 2007.

■ Johnson ranks fifth nationally with 45 tackles against opponents ranked in the AP poll, while Austin Johnson is sixth with 38.

### ▲ Tackles vs. Teams Ranked in AP Poll

Player	Team	Games	Tkls
Luke Kuechly	Boston College	55	
Jeremy Grove	ECU	51	
Neiko Thorpe	Auburn	49	
Curnelius Arnick	Tulsa	47	
<b>A.J. Johnson</b>	<b>Tennessee</b>	<b>45</b>	
<b>Austin Johnson</b>	<b>Tennessee</b>	<b>38</b>	

## Legit Maggitt

■ Despite missing the South Carolina game with a calf injury, Curt Maggitt is fourth on the UT squad and third among all SEC freshmen with 42 stops after tying for the team lead with six at Arkansas. Maggitt matched his career best against LSU with seven stops. He also had a team-best seven against Buffalo.

■ Maggitt forced his first career fumble last week at Arkansas, tying him with seven others for the team lead.

## Randolph the Hard-Nosed Safety

■ As the level of competition has increased, so has the play of free safety Brian Randolph. The freshman DB has totaled 32 of his 40 tackles in the last five contests.

■ In the last five games, Randolph has placed among UT's top three tacklers. Randolph was second for UT against LSU with a career-best nine stops, and was third against Alabama with eight, South Carolina with six, Arkansas with five and Middle Tennessee with four.

## Malik's Mayhem

■ After posting 14 tackles in the first four games, senior defensive tackle Malik Jackson almost doubled that mark in the final four games of October with 27 stops. Jackson set his career high with nine tackles against Alabama, a week after matching it with eight against LSU.

■ Jackson ranks third on the team with 43 tackles, leads the Vols with 7.5 tackles for loss and is tied with Prentiss Waggner as the sack leader with two.

■ In the last four October outings, Jackson notched 4.5 tackles for loss, two sacks, three quarterback hurries and a pass breakup. His seven total QB hurries this season are tops on the team.

■ Jackson saw a similar explosion starting in mid-October as a junior as well. In the final seven games of 2010, Jackson had 35 tackles, 10 tackles for loss, five sacks, three QB hurries, four passes defended and an INT.

## Johnson Squared

■ Senior linebacker Austin Johnson ranks second on the squad with 62 tackles and has at least shared the team lead in stops four times this season, including a team-high seven vs. Middle Tennessee. Matching a team best with Prentiss Waggner against Georgia, Johnson had a career-high 11 tackles. Johnson is one of six Vols with multiple quarterback hurries (two).

■ Johnson also leads the team with three interceptions, all in the last four games, and has four for his career. His first came on Alabama's first drive, when he intercepted Tide QB A.J. McCarron, UT's first in a string of 349 defensive snaps, dating back to the third quarter of the season opener against Montana (9/3). Johnson also had an INT against Middle Tennessee and became just the fifth individual to intercept Arkansas' Tyler Wilson.

■ His three interceptions are the most by a UT linebacker since Raynoch Thompson in 1999 and are tied for the third-most among linebackers in the FBS this season.

■ In SEC games, Johnson ranks 14th with 6.7 tackles per conference contest.

■ Against South Carolina, Johnson recorded UT's second-most tackles with 10, including a half tackle for loss, his second double-digit tackle performance.

## Waggner All Over the Secondary

■ Junior Prentiss Waggner has shifted around the secondary this season and is producing from all angles. With a pair of pass breakups against Middle Tennessee, Waggner has a team-high seven on the season.

■ Waggner turned in five tackles, an interception and a sack against South Carolina. His 54-yard interception return against the Gamecocks is the Vols longest of the season and matched his career-high 54-yard return against UT Martin in 2010, which was the Vols longest INT return last season.

# Vol for Life Program



**"Vol for Life transforms our young men into men of character, teaching values, human decency and life skills that will create lasting opportunity and happiness."**

-Head Coach Derek Dooley

▲ Since coming to Knoxville, Vols head coach **Derek Dooley** created the Vol For Life program, a comprehensive player enhancement program to develop to person outside of football.

▲ Former Vols defensive back **Andre Lott** is the Vol for Life Coordinator and works with UT's football student-athletes to further their personal growth through the newly created program that centers on four areas: character education, life skills, character development and spiritual growth.

## Devrin Dashes

■ In his Tennessee debut, freshman Devrin Young returned his first career punt for 43 yards against Buffalo, the longest by a Vol since Dennis Rogan returned a punt for 45 yards against Vanderbilt on Nov. 17, 2007.

■ Young set career highs with five kick returns for 135 yards against LSU, including his longest return of 60 yards, the longest by a UT player since Da'Rick Rogers returned one 78 yards against Kentucky (11/27/10). Young's 135 yards against LSU were the most since David Oku recorded 149 against Ole Miss (11/14/09).

■ The Bearden product matched his career high with five kick returns against Alabama.

■ Young has seven punt returns for 92 yards and 19 kick returns for 496 yards. His 92 punt return yards are already the most by a Vol in a single season since Gerald Jones recorded 150 yards in 2008 on 15 returns.

■ Young needs 21 kickoff return yards to enter the top 10 for most in a season at UT.

■ His 650 total kick return yards rank as the 10th-most in UT history in a single season.

### ▲ UT Single-Season Kick Return Yards

Player	PR	KR	Total Yds	Year
1. Willie Gault	381	606	987	1981
6. Dennis Rogan	62	698	760	2008
7. Willie Gault	145	549	694	1982
8. Bobby Majors	437	245	682	1971
9. Corey Larkins	44	611	655	2002
<b>10. Devrin Young</b>	<b>92</b>	<b>558</b>	<b>650</b>	<b>2011</b>

## Palardy's Party

■ Sophomore kicker Michael Palardy's career-long 52-yard field goal in the second quarter at Alabama marked the longest by a Tennessee kicker since Jeff Hall made a 53-yarder against Oklahoma State on Sept. 30, 1995.

■ The field goal tied for the seventh-longest on the road and tied for the 14th-longest in Tennessee history. He is 9-for-13 this season.

## Multiple Michael

■ Against Alabama, Palardy executed UT's first fake punt of the season in the second quarter, completing a five-yard pass to Anthony Anderson for his first career catch. Later in the drive, Palardy converted his career-long 52-yard field goal to tie the game at six.

■ After posting just one touchdown – as a team – all of last season, Palardy has booted five balls to the end zone in the first 10 games. Palardy has boomed his 37 kickoffs for a 63.5 average.

## Derrick's Day

■ After injuries to Palardy and Chip Rhome, redshirt freshman Derrick Brodus was called to Neyland Stadium less than an hour before kickoff against MTSU. Brodus handled kickoff duties, and was successful on his lone field goal attempt, a 21-yarder, and all three of his PATs.



# QB TYLER BRAY /// 6-6 • 210 • Soph. • Kingsburg, Calif.

Record as a Starter: 7-3 | SEC: 3-2 | Home: 5-1 | Away: 2-1 | Regular Season: 7-2

## TYLER BRAY CAREER STATS >>>

PASSING	G	Cmp	Att	Int	Yds	TD	Lg	Pct	Avg/P	Avg/G	Effic
2010	9	125	224	10	1849	18	80	55.8	8.3	205.4	142.7
2011	5	116	176	2	1579	14	81	65.9	9.0	315.8	165.3
<b>TOTAL</b>	<b>14</b>	<b>241</b>	<b>400</b>	<b>12</b>	<b>3428</b>	<b>32</b>	<b>81</b>	<b>60.3</b>	<b>8.6</b>	<b>244.9</b>	<b>152.6</b>
<b>As Starter</b>	<b>10</b>	<b>216</b>	<b>353</b>	<b>9</b>	<b>3125</b>	<b>30</b>	<b>81</b>	<b>61.2</b>	<b>8.9</b>	<b>312.5</b>	<b>158.5</b>

■ Maxwell Award Watch List

■ Davey O'Brien Award Watch List

■ Manning Award Watch List

### Tyler's Tidbits

■ Sophomore quarterback Tyler Bray suffered a fractured right thumb in the fourth quarter of the team's game against Georgia on Oct. 8. His recovery time was estimated at six weeks and he had his cast removed on Nov. 7.

■ Bray's 14 TDs and 1,579 yards through the first four games are the second-most by a Tennessee QB. In 1997, Peyton Manning (1997) compiled 1,669 yards and 16 TDs en route to single-season school records of 37 TDs and 3,819 yards.

■ Bray is averaging 312.5 yards passing per game in his 10 career starts, and Tennessee is 7-3 in those games. When he was injured, his 315.8 passing yards per game ranked ninth nationally and first in the SEC. Bray's winning percentage of .700 is the best of any active quarterback in the SEC. He is 7-2 in regular-season starts and 5-1 at Neyland Stadium.

■ Bray also ranked 11th in the FBS in passing efficiency (165.25) and 17th in total offense (303.8), both of which were first in the conference as well.

■ Since becoming UT's primary QB at halftime of the South Carolina game on 10/30/10, Bray is 225-of-368 (61.1%) for 3,284 yards, 32 TDs and just 10 INTs.

■ Bray set a UT record, throwing for at least two touchdowns in 10 consecutive games (10/30/10 at South Carolina-10/1/11 vs. Buffalo). His 14 passing touchdowns are tied for 17th in the country and first in the SEC.

■ The sophomore quarterback's 10-game TD passing streak, which was snapped against Georgia, is tied for the sixth-longest in UT history with Andy Kelly (11/10/90-10/12/91).

#### ▲ Consecutive Games with TD Pass by UT QB

Name	Games	Dates
1. Heath Shuler	18	10/17/92-1/1/94
4. Erik Ainge	11	9/5/04-9/15/05
Peyton Manning	11	1/1/96-11/23/96
<b>6. Tyler Bray</b>	<b>10</b>	<b>10/30/10-10/1/11</b>
Andy Kelly	10	11/10/90-10/12/91

■ With four TDs vs. Cincinnati, Bray set the UT record with eight consecutive games with multiple touchdown throws, breaking Peyton Manning's previous mark of seven, as Manning accomplished the feat from the 1997 Florida Citrus Bowl vs. Northwestern through the Alabama game in 1997.

■ Bray's completion percentage of 82.9 (34-of-41) vs. Cincinnati is the highest in UT history with 30 or more completions, also breaking Manning's mark of 77.5 (31-of-40) set against Georgia in 1997. His 34 completions were a career best and included eight consecutive completions in the first quarter that tied a single-game personal high.

■ Adding a rushing TD against the Bearcats, his five-touchdown game ranks first in the SEC.

■ Against Montana on Sept. 3, Bray became the first sophomore to start the season opener at quarterback for Tennessee since Erik Ainge in 2005. His first two attempts of the season were TD throws.

■ Bray's career-high 405 passing yards vs. Cincinnati are the second-most in a game by an SEC quarterback this season and were the fourth-most in UT history.

#### ▲ Tennessee Career Passing Touchdowns

Name	TD	Years	Career GP	TD/Game
1. Peyton Manning	89	1994-97	44	2.02
2. Casey Clausen	75	2000-03	45	1.67
3. Erik Ainge	72	2004-07	43	1.67
4. Jonathan Crompton	36	2006-09	35	1.03
Heath Shuler	36	1991-93	27	1.33
Andy Kelly	36	1988-91	41	0.88
7. Tee Martin	32	1996-99	31	1.03
Bobby Scott	32	1968-70	27	1.19
<b>Tyler Bray</b>	<b>32</b>	<b>2010-Pres.</b>	<b>13</b>	<b>2.29</b>

### Bullying the Bulls

■ For the third time in four games, Bray completed at least 70 percent of his passes, converting on 21-of-30 (70.0%) attempts against Buffalo. His 342 yards were his third-most in a game, while he completed four TDs for the fourth time in his career, including a five-touchdown game at Memphis (11/6/10).

### Spreading the Love

■ For the second consecutive game, Bray hit eight receivers against Buffalo. At Florida, he matched his career high by connecting with nine different wideouts, which he also did in the Music City Bowl vs. North Carolina (12/30/10). He has completed passes to eight different receivers in four of 10 starts.

### Top of the 300 Club

■ The sophomore slinger leads all active SEC quarterbacks with six career 300-yard passing games. Arkansas' Tyler Wilson is second with three. Bray has eclipsed 300 yards passing in six of his 10 career starts.

### Third-Down Tyler

■ Bray is 31-of-45 (.689) on third-down passing attempts for 23 first downs and five touchdowns so far this season, also including a 7-of-9 mark vs. Montana, a 7-of-8 slate against Cincinnati, 5-of-8 mark at Florida, 8-of-11 vs. Buffalo and a 3-of-8 showing against Georgia. The Vols have converted 48.42 percent of their third-down opportunities (46-of-95), which ranks 23rd in the FBS.

### Climbing The Charts

■ Bray's remarkable start to his career has him within striking distance of several top 10 lists in the Tennessee annals. Here is what he needs:

- 17 completions
- 98 passing attempts
- 5 passing yards

### Where Bray Stacks Up

#### ▲ Tennessee Career Passing Attempts

Name	Att.	Years
1. Peyton Manning	1,381	1994-97
8. Alan Cockrell	568	1981-83
9. Heath Shuler	513	1991-93
10. Bobby Scott	498	1968-70
-- <b>Tyler Bray</b>	<b>400</b>	<b>2010-Pres.</b>

#### ▲ Tennessee Career Completions

Name	Comp.	Years
1. Peyton Manning	863	1994-97
8. Alan Cockrell	317	1981-83
9. Heath Shuler	316	1991-93
10. Dewey Warren	258	1965-67
-- <b>Tyler Bray</b>	<b>241</b>	<b>2010-Pres.</b>

#### ▲ Tennessee Career Passing Yards

Name	Yards	Years
1. Peyton Manning	11,201	1994-97
8. Heath Shuler	4,088	1991-93
9. Alan Cockrell	3,823	1981-83
10. Jimmy Streater	3,433	1976-79
-- <b>Tyler Bray</b>	<b>3,428</b>	<b>2010-Pres.</b>

## TYLER BRAY CAREER GAME-BY-GAME

Date	Opponent	C-A-I	Yds	TD	Lg
Sept 4, 2010	UT MARTIN	3-6-1	24	0	9
Oct 09, 2010	at Georgia	8-12-0	81	0	22
Oct 23, 2010	ALABAMA	5-14-1	39	0	16
Oct 30, 2010	at South Carolina	9-15-1	159	2	62
Nov 06, 2010	at Memphis *	19-33-0	325	5	42
Nov 13, 2010	OLE MISS *	18-34-0	323	3	80
Nov 20, 2010	at Vanderbilt *	16-27-2	232	2	34
Nov 27, 2010	KENTUCKY *	20-38-2	354	2	49
Dec 30, 2010	vs North Carolina *	27-45-3	312	4	45
<b>Totals</b>		<b>125-224-10</b>	<b>1849</b>	<b>18</b>	<b>80</b>

Date	Opponent	C-A-I	Yds	TD	Lg
Sept 3, 2011	MONTANA *	17-24-0	293	3	81
Sept 10, 2011	CINCINNATI *	34-41-0	405	4	33
Sept 17, 2011	at Florida *	26-48-2	288	3	22
Oct 1, 2011	BUFFALO *	21-30-0	342	4	58
Oct 8, 2011	GEORGIA *	18-33-0	251	0	27
<b>Totals</b>		<b>116-176-2</b>	<b>1579</b>	<b>14</b>	<b>81</b>

<b>As Starter</b>	<b>216-353-9</b>	<b>3125</b>	<b>30</b>	<b>81</b>
<b>Career Totals</b>	<b>241-400-12</b>	<b>3428</b>	<b>32</b>	<b>81</b>

\* - Game started by Bray

## DEREK DOOLEY /// HEAD COACH

It's all in the details for Tennessee head coach Derek Dooley, who spent his first season at Rocky Top laying the foundation on which to support his long-term vision of success for Tennessee football.

With his energetic personality, meticulous approach and belief in the dedication to both the character and on-field development of the student-athlete, Dooley, 43, was able to refocus, reshape and rebrand the Volunteer program in one short year.

After being hired as Tennessee's 22nd head football coach on January 15, 2010, Dooley had less than three weeks to assemble his staff and put the finishing touches on his first of two consecutive recruiting classes ranked in the top 12 nationally. The momentum generated during those early weeks continued to build throughout the 2010 season, as Dooley piloted the Vols to a bowl game, redesigned the now under construction \$40-million, state-of-the-art football training facility, established a new academic accountability system and developed the Vol For Life (VFL) comprehensive player support and character education program, a four-year curriculum that focuses on the often-overlooked personal growth of the student-athlete.

This increased commitment to excellence in all facets of the program provided the framework that helped the Vols exceed expectations on the field in Dooley's first season at the helm. Despite serving as the third head coach of the Tennessee football team in a 15-month period and competing roughly 15-20 scholarship players below the established scholarship limit of 85, Dooley led his first Vols squad to four consecutive November wins, an appearance in the Franklin American Mortgage Music City Bowl against North Carolina, and a 6-7 finish.

Dooley was the head coach at Louisiana Tech during the 2007-09 seasons and also doubled as the school's athletic director from 2008-09. As the head coach of the football team, Dooley's tenure was highlighted by an 8-5 mark in 2008, including the school's first postseason victory in 30 years at the Independence Bowl and only the third bowl game since 1989.

Dooley played college football at Virginia, catching 41 passes for 604 yards and three touchdowns, helping the Cavaliers to three bowl appearances and the 1989 Atlantic Coast Conference championship and graduating in 1990. He then earned his law degree from the University of Georgia in 1994 and subsequently practiced law at a private firm in Atlanta for two years. He then switched gears and returned to his love of football, beginning his coaching career in 1996 as a graduate assistant at Georgia and then spending three years at SMU from 1997-99 as wide receivers coach and recruiting coordinator.

Dooley then coached at LSU under Nick Saban from 2000-04, with the Tigers winning SEC championships in 2003-04 and the BCS national championship in 2003. Dooley then served as the tight ends coach for Miami Dolphins from 2005-06.

Dooley is married to Dr. Allison Jeffers Dooley, an OB/GYN and Fort Worth, Texas, native. They have two sons, John Taylor (12) and Peyton (9) and a daughter, Julianna (7).

### Coaching Career

Year	School	Position
1996	Georgia	Graduate Asst., Defensive Backs
1997	SMU	Wide Receivers Coach
1998-99	SMU	Wide Receivers/Co-Recruiting Coordinator
2000-02	LSU	Recruiting Coord./Tight Ends
2003	LSU	Running Backs/Special Teams
2004	LSU	Asst. Head Coach/Running Backs/Special Teams
2005-06	Miami Dolphins	Tight Ends Coach
2007	Louisiana Tech	Head Coach
2008-09	Louisiana Tech	Head Coach/Athletic Director
2010-	Tennessee	Head Coach

### DOOLEY YEAR TWO

▲ Derek Dooley is in his second season as UT's head coach and has a 10-13 record with the Vols. Fifteen coaches have seen a second season on Rocky Top and eight of those have seen an improvement in their second-year records compared to their first.

▲ Dooley became the eighth coach in Tennessee history to start 2-0 in his second year with the Vols and first since Bowden Wyatt in 1956. General Robert Neyland (1927), M.B. Banks (1922), John Bender (1919), Z.G. Clevenger (1912), George Levene (1908) and H.F. Fisher (1903) are the others.

### TENNESSEE COACHES IN THEIR SECOND SEASONS:

Name	Years	1st Yr.	2nd Yr.
Derek Dooley	2010-	6-7	4-6
Phillip Fulmer	1993-94	10-2	8-4
Johnny Majors	1977-78	4-7	5-5-1
Bill Battle	1970-71	11-1	10-2
Doug Dickey	1964-65	4-5-1	8-1-2
Bowden Wyatt	1955-56	6-3-1	10-1
Harvey Robinson	1953-54	6-4-1	4-6
John Barnhill	1941-42	8-2	9-1-1
Robert Neyland	1926-27	8-1	8-0-1
M.B. Banks	1921-22	6-2-1	8-2
John R. Bender	1916-19	8-0	3-3-3
Z.G. Clevenger	1911-12	3-4-2	4-4
George Levene	1907-08	7-2-1	7-2
J.D. Depree	1905-06	3-5-1	1-6-2
H.F. Fisher	1902-03	6-2	4-5
J.A. Pierce	1899-1900	6-2	3-2-1

### TENNESSEE TRENDS

	2011	Dooley
September	2-1	4-3
October	1-4	1-8
November	1-1	5-1
December-January	0-0	0-1
Overall	4-6	10-13

#### UT's Conference Record...

at home	0-3	2-5
on the road	0-3	1-6

#### UT's Non-Conference Record...

at home	4-0	6-1
on the road	0-0	1-0
neutral site	0-0	0-1

#### UT vs. Ranked Opponents...

at home	0-2	0-5
on the road	0-3	0-5

#### UT's Record in Games...

decided by 7 pts or less	0-0	1-2
decided by 3 pts or less	0-0	1-2
away during the day	0-1	0-4
away at night	0-1	2-1
home during the day	2-1	5-2
home at night	2-3	3-5
neutral site at night	0-0	0-1

#### UT's Record When Scoring...

less than 20 points	0-5	0-10
20+ points	4-1	10-3
25+ points	3-0	7-1

#### UT's Record When Allowing...

14 or fewer points	2-1	7-1
24 or fewer points	4-1	9-3
25+ points	0-4	1-10

#### UT's Record When...

leading after the 1st quarter	3-1	8-5
trailing after the 1st quarter	0-3	1-4
tied after the 1st quarter	1-2	1-4
leading at halftime	4-0	10-0
trailing at halftime	0-4	0-8
tied at halftime	0-2	0-5
leading after the 3rd quarter	4-0	10-0
trailing after the 3rd quarter	0-6	0-12
tied after the 3rd quarter	0-0	0-1
tied after the 4th quarter	0-0	1-1

#### UT's Record With...

less than 300 yards total offense	0-5	1-8
300+ yards total offense	4-2	9-5
400+ yards total offense	4-0	8-1
500+ yards total offense	2-0	4-0
600+ yards total offense	0-0	0-0
less than 100 yards rushing	0-4	2-9
100+ yards rushing	4-2	8-4
150+ yards rushing	0-0	1-2
200+ yards rushing	0-0	1-0
250+ yards rushing	0-0	1-0
less than 200 yards passing	0-3	0-6
200-300 yards passing	1-3	1-5
300+ yards passing	2-0	6-2
350+ yards passing	0-0	2-0
400+ yards passing	1-0	1-0
450+ yards passing	0-0	0-0

#### UT's Record When Allowing...

less than 200 total yards	0-0	1-0
less than 300 total yards	2-0	4-0
less than 400 total yards	4-3	9-6
400 yards+ total offense	0-2	1-7
less than 100 yards rushing	1-0	3-0
100+ yards rushing	3-6	7-13
less than 200 yards passing	2-2	4-3
less than 250 yards passing	4-5	8-10
less than 300 yards passing	4-6	9-12
300+ yards passing	0-0	1-1

### 2011 Coaching Staff

**Derek Dooley**, Head Coach

**Jim Chaney**, Offensive Coord./Running Backs

**Justin Wilcox**, Defensive Coord

**Charlie Baggett**, Asst. Head Coach/Receivers

**Harry Hiestand**, Offensive Line

**Darin Hinshaw**, Quarterbacks

**Terry Joseph**, Defensive Backs/Recruiting Coord

**Eric Russell**, Tight Ends/Special Teams

**Peter Sirmon**, Linebackers

**Lance Thompson**, Defensive Line

**Ron McKeefery**, Football Head Strength Coach

**Chino Fontenette**, Offensive Graduate Assistant

**Schirra Fields**, Defensive Graduate Assistant

■ Tennessee only made one coaching staff change after the 2010 season. In February, the Vols named Peter Sirmon as linebackers coach and moved Lance Thompson to defensive line coach, replacing Chuck Smith.

■ Among all coaching staffs in Division I FBS, the Vols rank 11th in total NFL experience (coaching or playing) with 32 years. The UT staff also ranks 9th in NFL coaching experience at 23 years. Both totals rank second in the SEC, trailing only Florida.

■ In terms of individual NFL coaching experience, only five college coaches have more NFL coaching experience than Tennessee associate head coach/receivers coach Charlie Baggett, who coached in the league for 13 seasons.



# NEYLAND STADIUM /// SHIELDS-WATKINS FIELD



**CAPACITY /// 102,455**

**436-112-17**

Overall Record in 90 Seasons at Neyland Stadium

## The Best Just Got Better

The Home of the Vols got a makeover, transforming one of college football's meccas into an aesthetic masterpiece. The concrete walls that used to hold up the west side were replaced with brick. Below the press box, six new panels display some of the finest to ever don the Orange and White-- **Al Wilson, Gen. Robert R. Neyland, Reggie White, Peyton Manning, Johnny Majors and Doug Atkins.**

Most noticeable from the outside are the approximately **700,000 bricks** that totally transformed the look of the stadium's north and west sides. Standing in the middle of that transformation is the majestic Gate 21 plaza area.

Six lofty archways dominate the entrance, which doubles during the work week as a key campus transportation hub. No doubt the traffic on game days is just as hectic.

Adjacent to the Gate 21 plaza is another change, the new amphitheater at the corner of Phillip Fulmer Way and Andy Holt Avenue. The Vol Network's Kickoff Call-In Show takes place there, sporting spiffy new digs after spending years on a make-shift platform in front of a worn down hillside.

Just inside Gate 21, the Tennessee Official Team Shop is open for business six days a week under management of the UT Bookstore. Four other souvenir locations are located throughout the stadium, including one in an exclusive new seating area.

## 16 Straight Years with 100,000+

Tennessee has had at least one home crowd of 100,000-plus in each of the last 16 seasons. Only Michigan has a longer streak with the Wolverines' dating back to 1975.

## LARGEST STADIUMS

In college football

Facility	Capacity
1. Michigan Stadium Michigan	109,901
2. Beaver Stadium Penn State	107,572
3. <b>Neyland Stadium</b> <b>Tennessee</b>	<b>102,455</b>
4. Ohio Stadium Ohio State	102,329
5. Bryant-Denny Stadium Alabama	101,821
6. DKR-Texas Memorial Stadium Texas	101,624
7. Rose Bowl UCLA	94,118
8. L.A. Memorial Coliseum Southern California	93,607
9. Sanford Stadium Georgia	92,746
10. Tiger Stadium LSU	92,542



## The General

### The Proverbial, Perpetual Yardstick

One of the greatest coaches in the history of the game of football, **Gen. Robert Reese Neyland** is still, and will most likely always be, the yardstick by which all Tennessee football coaches are measured. For 21 years, he led the Big Orange to win after win and championship after championship. His 173 wins, seven conference titles and four national championships set the bar at one of the nation's finest football institutions.

According to UT legend **Gus Manning**, no one summed up Neyland and his coaching ability better than **Wallace Wade**:

*"He could take his and beat yours or take yours and beat his."* -- **Wallace Wade, Alabama and Duke head coach and Neyland rival.**

### Gen. Neyland's Maxims of Football

1. The team that makes the fewest mistakes will win.
2. Play for and make the breaks and when one comes your way -- SCORE.
3. If at first the game or the breaks go against you, don't let up -- put on more steam.
4. Protect our kickers, our QB, our lead and our ball game.
5. Ball, oskie, cover, block, cut and slice, pursue and gang tackle -- for this is the WINNING EDGE.
6. Press the kicking game. Here is where the breaks are made.
7. Carry the fight to our opponent and keep it there for 60 minutes.

## WHAT THEY ARE SAYING ABOUT NEYLAND STADIUM

*"The big games I played in Neyland Stadium are right up there with the Super Bowl. It is still one of the most electric atmospheres I have ever experienced, and the passion of the fans is what makes the difference."*

-- **Peyton Manning, Former Vol and Indianapolis Colts QB**

*"It is a remarkable experience. It starts with the Vol Walk down to the stadium, and the energy just builds and builds until you run through the 'T' for kickoff."*

-- **Jerod Mayo, Former Vol and New England Patriots LB**

*"I've been to LSU, Florida State and Texas and almost every place that could be considered one of the toughest places to play. But we went down to Knoxville for a night game, and that Tennessee crowd was the most impressive that I have ever faced. Neyland Stadium was just electric."*

-- **Bob Davie, ESPN game analyst and former Notre Dame head coach**

*"It's static noise. You can't hear anything. You go up and down the line -- your wide receivers, your running backs, your tight ends -- nobody can hear. Nobody."*

-- **Nate Longshore, Former Cal quarterback (2006)**

*"If you ever want to know what tradition means, come watch a game at Neyland Stadium."*

-- **Craig James, ESPN College Football Analyst**

# Tennessee In The SEC

## >> EASTERN DIVISION

	SEC	Pct.	PF	PA	Overall	Pct.	PF	PA	2010	Home	Away	Neutral	vs. Div.	Top 25	Streak
Georgia	6-1	.857	215	135	8-2	.800	358	186	5-5	4-1	3-0	1-1	3-1	1-2	W 8
South Carolina	6-2	.750	206	135	8-2	.800	286	193	7-3	4-1	3-1	1-0	5-0	0-1	W 1
Florida	3-5	.375	166	191	5-5	.500	246	194	6-4	4-1	1-3	0-1	3-2	0-5	L 1
Vanderbilt	2-5	.286	148	160	5-5	.500	266	211	2-8	5-2	0-3	0-0	1-3	0-3	W 1
Kentucky	1-5	.167	74	216	4-6	.400	170	270	5-5	3-3	0-3	1-0	0-3	0-5	L 1
<b>Tennessee</b>	<b>0-6</b>	<b>.000</b>	<b>58</b>	<b>191</b>	<b>4-6</b>	<b>.400</b>	<b>210</b>	<b>240</b>	<b>4-6</b>	<b>4-3</b>	<b>0-3</b>	<b>0-0</b>	<b>0-3</b>	<b>0-5</b>	<b>L 1</b>

## >> WESTERN DIVISION

	SEC	Pct.	PF	PA	Overall	Pct.	PF	PA	2010	Home	Away	Neutral	vs. Div.	Top 25	Streak
LSU	6-0	1.000	187	47	10-0	1.000	365	107	9-1	5-0	4-0	1-0	3-0	6-0	W 10
Alabama	6-1	.857	229	53	9-1	.900	345	71	8-2	5-1	4-0	0-0	3-1	3-1	W 1
Arkansas	5-1	.833	205	139	9-1	.900	388	215	8-2	6-0	2-1	1-0	2-1	3-1	W 6
Auburn	4-3	.571	146	204	6-4	.600	242	294	10-0	5-0	1-4	0-0	2-2	3-3	L 1
Mississippi State	1-5	.167	97	138	5-5	.500	258	192	7-3	2-3	3-2	0-0	0-3	0-4	L 1
Ole Miss	0-6	.000	87	209	2-8	.200	187	302	4-6	1-5	1-3	0-0	0-2	0-2	L 5

## SOUTHEASTERN CONFERENCE SCHEDULE

### LAST WEEK

All Times Eastern

South Carolina 17, Florida 12

Vanderbilt 38, Kentucky 8

Georgia 45, Auburn 7

ARKANSAS 49, TENNESSEE 7

LSU 42, Western Kentucky 9

Louisiana Tech 27, Ole Miss 7

Alabama 24, Mississippi State 7

Louisiana Tech at Ole Miss, CSS, 7:30 p.m.

### THIS WEEK

All Times Eastern

Mississippi State vs. Arkansas (Little Rock, Ark.), CBS, 3:30 PM

Kentucky at Georgia, SEC Network, 12:21 PM

LSU at Ole Miss, ESPN, 7 PM

**Vanderbilt at TENNESSEE, ESPNU, 7 PM**

Georgia Southern at Alabama, 2 PM, PPV

Samford at Auburn, 1:00 PM, PPV

Furman at Florida, 1:00 PM, PPV

The Citadel at South Carolina, 12 PM, PPV

### NEXT WEEK

All Times Eastern

Alabama at Auburn

**TENNESSEE at KENTUCKY**

Ole Miss at Mississippi State

Florida State at Florida

Georgia at Georgia Tech

Clemson at South Carolina

Vanderbilt at Wake Forest

## Where The Vols Rank...

### Passing Offense

Team	Yards/Gm.
Arkansas	311.3
<b>Tennessee</b>	<b>250.7</b>
Georgia	250.3
Alabama	218.9
Mississippi State	203.8

### Passing Efficiency

Team	Effic. Rating
Georgia	161.1
LSU	155.9
Arkansas	146.8
Alabama	136.3
<b>Tennessee</b>	<b>132.5</b>

### Fewest Sacks Allowed

Team	Sacks Allowed
LSU	10
Alabama	14
<b>Tennessee</b>	<b>15</b>
Arkansas	19
Mississippi State/Florida	21

### Third Down Conversion Pct.

Team	Pct.
Alabama	46.9
LSU	46.8
Georgia	45.4
<b>Tennessee</b>	<b>43.1</b>
South Carolina	42.6

### Fewest Interceptions

Team	INTs
LSU	3
Arkansas	6
<b>Tennessee</b>	<b>8</b>
Georgia	8
Alabama	8
Florida	8

### Receptions/Game

Player	Team	Rec./Gm.
Jarius Wright	Arkansas	5.9 (53)
<b>D. Rogers</b>	<b>Tennessee</b>	<b>5.5 (55)</b>
Marquis Maze	Alabama	4.9 (49)
Joe Adams	Arkansas	4.3 (43)
LaRod King	Kentucky	3.9 (39)

### Receiving Yards/Game

Player	Team	Yards/Gm.
Jarius Wright	Arkansas	100.7 (906)
<b>D. Rogers</b>	<b>Tennessee</b>	<b>88.6 (886)</b>
Rueben Randle	LSU	73.3 (733)
Emory Blake	Auburn	63.1 (505)
LaRod King	Kentucky	59.6 (596)

### Top Freshman Tacklers

Player	Team	Tackles
<b>A.J. Johnson</b>	<b>Tennessee</b>	<b>67</b>
Serderius Bryant	Ole Miss	47
<b>Curt Maggitt</b>	<b>Tennessee</b>	<b>42</b>

## Top 25 Polls (as of Nov. 6)

### Associated Press

<b>1. LSU (59)</b>	<b>10-0</b>
2. Oklahoma State	10-0
<b>3. Alabama</b>	<b>9-1</b>
4. Oregon	9-1
5. Oklahoma	8-1
<b>6. Arkansas</b>	<b>9-1</b>
7. Clemson	9-1
8. Stanford	9-1
9. Virginia Tech	9-1
10. Boise State	8-1
11. Houston	10-0
12. Michigan State	8-2
<b>13. Georgia</b>	<b>8-2</b>
<b>14. South Carolina</b>	<b>8-2</b>
15. Wisconsin	8-2
16. Kansas State	8-2
17. Nebraska	8-2
18. USC	8-2
19. TCU	8-2
20. Michigan	8-2
21. Penn State	8-2
22. Southern Mississippi	8-2
23. Florida State	7-3
24. Notre Dame	7-3
25. Baylor	6-3

**Others receiving votes:** Georgia Tech 66, West Virginia 47, Virginia 26, **Cincinnati 24**, Tulsa 22, Texas 11, Auburn 10, Arizona State 7, Washington 6, Georgia Southern 1.

**Note:** Teams in bold on Tennessee's 2011 schedule.

### USA Today Coaches

<b>1. LSU (59)</b>	<b>10-0</b>
2. Oklahoma State	10-0
<b>3. Alabama</b>	<b>9-1</b>
4. Oregon	9-1
5. Oklahoma	8-1
<b>6. Arkansas</b>	<b>9-1</b>
7. Virginia Tech	9-1
8. Clemson	9-1
9. Stanford	9-1
10. Houston	10-0
11. Boise State	8-1
12. Michigan State	8-2
13. Wisconsin	8-2
<b>14. South Carolina</b>	<b>8-2</b>
<b>15. Georgia</b>	<b>8-2</b>
16. Nebraska	8-2
17. Kansas State	8-2
18. Michigan	8-2
19. TCU	8-2
20. Southern Mississippi	8-2
21. Penn State	8-2
22. Florida State	7-3
23. Georgia Tech	7-3
23. West Virginia	7-3
25. Notre Dame	7-3

**Others receiving votes:** Cincinnati 84, Baylor 56, Texas 27, Virginia 24, Rutgers 15, Tulsa 10, Arkansas State 5, Missouri 5, Texas A&M 5, BYU 4, Arizona State 2, Northern Illinois 2, Utah 2.



# Noting the Commodores



## Vanderbilt Statistics Leaders

RUSHING	G	Att.	Yds.	Avg.	TD	Yds/G
Zac Stacy	10	138	891	6.5	9	89.1

PASSING	G	Cmp-Att.	Pct.	Yds.	TD/Int.
Jordan Rodgers	10	80-155	51.6	1,166	7/6

RECEIVING	G	No.	Yds.	Avg.	TD	Yds/G
Jordan Matthews	10	29	569	19.6	4	56.9
Chris Boyd	10	20	320	16.0	6	32.0

DEFENSE	G	Solo	Ast.	Total	TFL	PD
Chris Marve	10	40	32	72	6.5/21	3
Sean Richardson	10	28	18	46	5.5/37	2
Casey Hayward	10	30	12	42	6.5/9	14

## 2011 Schedule

Date	Opponent	Time/Result
Sept. 3	Elon	W, 45-14
Sept. 10	Connecticut	W, 24-21
Sept. 17	Ole Miss*	W, 30-7
Sept. 24	at South Carolina*	L, 21-3
Oct. 8	at Alabama*	L, 34-0
Oct. 15	Georgia*	L, 33-28
Oct. 22	Army	W, 44-21
Oct. 29	Arkansas*	L, 31-28
Nov. 5	at Florida*	L, 26-21
Nov. 12	Kentucky*	W, 38-8
Nov. 19	at Tennessee*	7 p.m. ET
Nov. 26	at Wake Forest	TBD

\* Southeastern Conference game

## Tennessee vs. Vanderbilt: Last 5 Meetings

### Nov. 20, 2010 - Tennessee 24, Vanderbilt 10 (Nashville)

■ QB Tyler Bray threw 16-of-27 for 232 yards and a pair of touchdowns, while Da'Rick Rogers set season highs with three receptions for 59 yards...Bray's career-high streak of 96 consecutive passes without an interception was snapped in the second quarter...He completed his first 10 passes...Bray hit Justin Hunter from 15 yards out and Denarius Moore from 20 yards out to put the Vols ahead 14-0...UT's fifth straight win in the series and 27th of 28...Gerald Williams earned SEC Defensive Lineman of the Week honors, blocking a Vandy field goal and recording eight tackles.

### Nov. 21, 2009 - Tennessee 31, Vanderbilt 16 (Knoxville)

■ Despite a defense depleted with injuries, the Vols clinched bowl eligibility with their fourth straight win over VU...UT running back Montario Hardesty carried for 171 yards and a 5-yard touchdown that put the Vols ahead 7-0 in the first quarter...Placekicker Devin Mathis gave UT a 10-edge before VU retaliated with 10 unanswered points of its own...The Vols closed the first half with touchdown passes inside the 20 from Jonathan Crompton to Denarius Moore and Luke Stocker...A pair of FGs from VU kicker Ryan Fowler pulled the Commodores within 24-16...UT's Wes Brown returned an INT 25 yards for a TD to seal the win with three seconds left...Crompton's third-quarter INT ended a streak of 142 pass attempts without one, one shy of Casey Clausen's school record of 143.

### Nov. 22, 2008 - Tennessee 20, Vanderbilt 10 (Nashville)

■ UT scored all 20 of its points in the second quarter to win its 13th-straight in Nashville over VU...UT running back Montario Hardesty opened up the scoring with a 7-yard TD run...UT kicker connected on two field goals and Eric Berry returned an INT to the end zone for a 20-0 halftime lead...The Vols held the Commodores to 25 yards rushing and forced three turnovers...UT gave up 10 points in the third quarter, a Bryan Hahnfeldt 31-yard field goal and a 42-yard interception return by Reshard Langford...UT had just 21 passing yards but rushed for 222...The Vols' running attack allowed them to hold possession for 35:14...UT reached the quarterback a season-high seven times.

### Nov. 17, 2007 - Tennessee 25, Vanderbilt 24 (Knoxville)

■ UT kicker Daniel Lincoln kicked a 33-yard FG with 3:04 remaining to lift the Vols past VU completing UT's largest home fourth quarter comeback ever...After a sloppy first three quarters for UT quarterback Erik Ainge, he led three fourth quarter scoring drives to finish 29-of-43 for 245 yards and three scores...The Vols opened the final stanza with a 7-yard TD pass to Josh Briscoe and pulled within two on a 5-yard TD throw to Austin Rogers...After UT's third defensive three-and-out of the quarter, Dennis Rogan returned the ensuing punt 45 yards to the VU 33...UT progressed to the 16 before giving way to Lincoln for the go-ahead kick...VU kicker Bryan Hahnfeldt had a chance to win the game, but his 49-yard FG grazed the left upright and went wide.

### Nov. 18, 2006 - Tennessee 39, Vanderbilt 10 (Nashville)

■ UT running back LaMarcus Coker broke off an 87-yard TD in the third quarter, the fourth-longest run in Vols' history, en route to a 126-yard, two TD-performance...Quarterback Erik Ainge completed 21-of-26 for 266 yards and a pair of scores...UT outgained VU 429 yards to 218...VU led 7-6 in the second period after quarterback Chris Nickson hit George Smith for a 7-yard touchdown...UT scored two TDs to lead 19-7 at halftime and went on to score 33 unanswered...Vols receiver Robert Meachem hauled in seven receptions for 95 yards and a TD...17-yard TD catch put Vols ahead 36-7 in the third frame.

## Recent Notes in The Series

- UT has outgained VU in total offense in 22 consecutive meetings. The last time the Commodores outgained UT in total offense was Nov. 28, 1988, when VU put up 392 yards to UT's 334. The Vols prevailed, 14-7.
- In nine of the last 11 meetings, the Vols' opening drive has resulted in points. On seven of those occasions, UT scored a touchdown.
- Despite winning five of the last six meetings, the Vols have committed more penalties than VU in each outing. The last time VU was penalized more than UT was in the 2002 meeting.

## Last 30 Meetings

Year	Location	W/L	Score
1981	Knoxville	W	38-34
1982	Nashville	L	21-28
1983	Knoxville	W	34-24
1984	Nashville	W	29-13
1985	Knoxville	W	30-0
1986	Nashville	W	35-20
1987	Knoxville	W	38-36
1988	Nashville	W	14-7
1989	Knoxville	W	17-10
1990	Nashville	W	49-20
1991	Knoxville	W	45-0
1992	Nashville	W	29-25
1993	Knoxville	W	62-14
1994	Nashville	W	65-0
1995	Knoxville	W	12-7
1996	Nashville	W	14-7
1997	Knoxville	W	17-10
1998	Nashville	W	41-0
1999	Knoxville	W	38-10
2000	Nashville	W	28-26
2001	Knoxville	W	38-0
2002	Nashville	W	24-0
2003	Knoxville	W	48-0
2004	Nashville	W	38-33
2005	Knoxville	L	24-28
2006	Nashville	W	39-10
2007	Knoxville	W	25-24
2008	Nashville	W	20-10
2009	Knoxville	W	31-16
2010	Nashville	W	24-10

## Series Breakdown

- All-Time: UT leads 72-27-5
- at Knoxville: UT leads 36-10-1
- at Nashville: UT leads 36-17-4
- Biggest Win: 65 (65-0; 1994 in Nashville)
- Biggest Loss: 51 (51-0; 1909 in Nashville)
- Longest Winning Streak: 22 (1983-2004)
- Longest Losing Streak: 9 (1901-13)

## Statistics Comparison

Category	Tennessee	Vanderbilt
Record	4-6	5-5
Conference	0-6	2-5
Scoring Offense	21.0	26.1
Total Offense	342.6	334.9
Rushing Offense	91.9	162.4
Passing Offense	250.7	172.5
Scoring Defense	24.0	21.6
Total Defense	358.6	327.6
Rushing Defense	166.0	122.9
Passing Defense	192.6	204.7
KO Ret. Avg.	23.2	22.7
Punt Ret. Avg.	8.5	6.4
Net Punting	33.6	38.2
Time of Possession	31:35	29:39
3rd Down Conversions	62/144	45/136
Opp. 3rd Down Conv.	53/130	57/151
Turnover Margin	+1	+2
Fumbles Recovered	8	9
Passes Intercepted	6	15
Fumbles Lost	5	8
Turnovers Gained	14	24
Turnovers Lost	13	22
Passing Efficiency	132.55	112.58
Pass Efficiency Defense	129.99	117.63
Penalties	5.9	6.7
Yards Penalized	46.9	56.3
Opp. Penalties	6.0	6.4
Opp. Yards Penalized	52.6	51.4
Sacks	1.4	2.4
Tackles For Loss	5.1	6.9
First Downs	18.5	16.8
First Downs Rushing	6.1	8.8
First Downs Passing	10.9	6.6
Red Zone Offense	28-33	24-32
Red Zone Defense	28-34	17-21

## CONNECTIONS

■ The Vols' roster features six players from the Nashville area: Juniors **Ben Bartholomew** (Montgomery Bell Academy) and **Zach Rogers** (David Lipscomb H.S.), sophomores **Eric Gordon** (Hillsboro) and **James Stone** (Maplewood H.S.), and freshmen **Jacob Carter** (Ensworth H.S.) and **Antonio Richardson** (Pearl-Cohn H.S.)

■ UT junior fullback **Ben Bartholomew** attended Montgomery Bell Academy along with three VU players: sophomore defensive back **Reggie Ford**, offensive lineman **Wesley Johnson**, and linebacker **Fitz Lassing**.

■ UT freshman offensive lineman **Marcus Jackson** played with VU freshman DB **Larry Franklin** at Vero Beach H.S. in Vero Beach, Fla.

■ UT sophomore offensive lineman Alex Bullard went to Brentwood Academy H.S. along with four Commodores: **Daniel Hagaman**, **Bobby Jewell**, **Derek King** and **Thad McHaney**.

■ UT junior linebacker **Nigel Mitchell-Thornton** and VU sophomore safety **Kenny Ladler** played together at Stephenson H.S.

■ UT sophomore linebacker **Raiques Crump** and VU sophomore defensive end **Walker May** each hail from Birmingham, Ala. Crump attended Minor H.S. while May spent his high school days at Briarwood Christian.

## Numerical Roster

No.	Name	Pos.	Ht.	Wt.	Cl.	Exp	Hometown (Previous School)
1	Michael Palardy	PK/P	5-11	176	So.	1L	Coral Springs, Fla. (St. Thomas Aquinas)
2	Naz Oliver	WR	5-10	177	So.-rs	Sq.	Jersey City, N.J. (Saint Peter's Prep)
3	Tyler Drummer	WR	6-1	165	So.-tr	Sq.	Powell (Univ. of Cumberland)
3	Byron Moore	DB	6-1	205	So.-rs	JC	Carson, Calif. (Los Angeles Harbor [Calif.] CC)
4	Marlin Lane	TB	6-0	205	Fr.	HS	Daytona Beach, Fla. (Mainland)
5	Zach Allen	DB	5-9	195	Jr.-rs	Sq.	Knoxville (Farragut)
5	Matt Darr	P	6-1	221	Fr.-rs	Sq.	Bakersfield, Calif. (Frontier)
6	Vincent Dallas	WR	5-11	185	Fr.	HS	Ellenwood, Ga. (Cedar Grove)
7	Corey Alexander	DB	5-5	150	So.	HS	Gallatin (Station Camp)
7	Nash Nance	QB	6-3	208	Fr.-rs	Sq.	Calhoun, Ga. (Calhoun)
8	Tyler Bray	QB	6-6	210	So.	1L	Kingsburg, Calif. (Kingsburg)
9	Daryl Vereen	LB	5-11	215	Sr.-rs	3L	Charlotte, N.C. (North Mecklenburg)
10	Antonio Jones	WR	6-4	215	So.-rs	JC	Timmonsville, S.C. (Garden City [Kan.] CC)
10	Marsalis Teague	DB	5-10	185	Jr.	2L	Paris (Henry County)
11	Justin Hunter	WR	6-4	200	So.	1L	Virginia Beach, Va. (Ocean Lakes)
12	Matt Simms	QB	6-3	210	Sr.-tr	1L	Franklin Lakes, N.J. (El Camino [Calif.] CC)
13	DeAnthony Arnett	WR	6-0	175	Fr.	HS	Saginaw, Mich. (Saginaw)
14	Justin Worley	QB	6-4	200	Fr.	HS	Rock Hill, S.C. (Northwestern)
15	Chip Rhome	PK/P	6-2	197	Sr.-tr	Sq.	Christiana (Austin Peay State Univ.)
17	Brent Brewer	DB	6-1	215	So.	1L	Tyrone, Ga. (Sandy Creek)
17	Tyler Page	QB	6-3	193	Fr.-rs	Sq.	Candler, N.C. (Asheville)
18	Max Arnold	WR	6-1	180	Fr.	HS	McKenzie (McKenzie)
18	Izauea Lanier	DB	6-1	190	So.-rs	JC	Gordo, Ala. (East Mississippi [Miss.] CC)
19	Tyler Coombes	DB	6-0	185	Fr.-rs	Sq.	Lebanon (Wilson Central)
19	Devrin Young	TB	5-8	175	Fr.	HS	Knoxville (Bearden)
20	Rajion Neal	TB	5-11	210	So.	1L	Fayetteville, Ga. (Sandy Creek)
20	Robert Yonce	DB	6-0	192	Jr.-rs	Sq.	Wytheville, Va. (George Wythe)
21	Michael Carillon	DB	6-0	180	Fr.	HS	Knoxville (Webb School)
21	Da'Rick Rogers	WR	6-3	215	So.	1L	Calhoun (Calhoun)
22	Reggie Juin	TB	5-7	170	So.-rs	HS	Conyers, Ga. (Heritage)
22	Rod Wilks	DB	6-0	214	Jr.-rs	1L	Smyrna (Smyrna)
23	Prentiss Waggner	DB	6-2	185	Jr.-rs	2L	Clinton, La. (Clinton)
24	Eric Gordon	DB	5-9	185	So.-rs	1L	Nashville (Hillsboro)
24	Deanthonie Summerhill	TB	5-9	199	Fr.-rs	Sq.	Tusculum, Ala. (Deshler)
25	Art Evans	DB	5-11	180	Sr.-rs	3L	Lakeland, Fla. (Victory Christian)
26	Derrick Brodus	PK/P	5-11	171	Fr.-rs	Sq.	Maryville (Alcoa)
26	Geraldo Orta	DB	6-0	180	Fr.	HS	Valdosta, Ga. (Lowndes)
27	Justin Coleman	DB	5-10	183	Fr.	HS	Brunswick, Ga. (Brunswick)
27	Jacob Carter	WR	6-0	181	Fr.-rs	Sq.	Nashville (Ensworth)
28	Tauren Poole	TB	5-10	215	Sr.	3L	Toccoa, Ga. (Stephens County)
29	Tom Smith	TB	5-11	205	Fr.	HS	Apopka, Fla. (Apopka)
30	Shane Reveiz	LB	5-10	225	Sr.-rs	1L	Farragut (Farragut)
31	Jaron Toney	TB	5-10	180	Fr.-rs	Sq.	Alcoa (Alcoa)
33	Nick Branum	DB	5-11	180	So.-rs	Sq.	Knoxville (Knoxville Catholic)
33	Logan Honeycutt	LB	6-2	225	Fr.-rs	HS	Johnson City (Science Hill)
34	Herman Lathers	LB	6-0	220	Jr.-rs	2L	Baton Rouge, La. (Scotlandville)
35	Robert Nelson	LB	5-11	210	So.-rs	Sq.	Stone Mountain, Ga. (Stone Mountain)
36	Anthony Anderson	WR	5-11	185	Sr.-rs	2L	Knoxville (Austin-East)
37	Donnie Garner	TB	5-9	180	Fr.	HS	Signal Mountain (Signal Mountain)
37	Brian Randolph	DB	6-0	190	Fr.	HS	Kennesaw, Ga. (Kell)
38	Scott Bubis	FB	6-0	235	So.	Tr	Nashville (Univ. of Mississippi)
38	C.J. Fleming	DB	5-10	180	Sr.-rs	Sq.	Richmond, Va. (Highland Springs)
39	Ben Bartholomew	FB	6-2	251	Jr.-rs	2L	Nashville (Montgomery Bell Academy)
39	Grant Jessen	LB	5-11	215	Jr.	Sq.	Cordova (St. George's)
40	Austin Johnson	LB	6-2	240	Sr.	3L	Hickory, N.C. (Hickory)
40	Chris Cates	WR	5-10	189	Jr.-rs	Sq.	Knoxville (Christian Academy of Knoxville)
41	Dontavis Sapp	DB	6-2	219	So.	1L	Valdosta, Ga. (Valdosta)
42	Nigel Mitchell-Thornton	LB	6-1	235	Jr.	2L	Stone Mountain, Ga. (Stephenson)
43	Martaze Jackson	DL	6-2	240	Fr.-rs	Sq.	Demopolis, Ala. (Demopolis)
43	Dakota Summers	TE	6-3	232	Fr.-rs	Sq.	Camden (Central)
44	Maurice Couch	DT	6-2	305	So.-rs	JC	Orlando, Fla. (Garden City [Kan.] CC)
45	Austin Bolen	FB	5-11	206	Fr.-rs	Sq.	Knoxville (Farragut)
45	A.J. Johnson	LB	6-3	245	Fr.	HS	Gainesville, Ga. (Gainesville)
46	Channing Fugate	FB	6-1	250	So.	1L	Jackson, Ky. (Breathitt County)
47	John Propst	LB	6-0	225	So.	1L	Hoover, Ala. (Hoover)
48	Greg King	LB	6-2	235	Jr.	1L	Memphis (Melrose)
48	Austin Taylor	FB	6-2	240	Fr.	HS	Alamo (Crockett County)
50	Raiques Crump	LB	6-1	220	So.	1L	Birmingham, Ala. (Minor)
52	Christian Harris	LB	6-2	235	Fr.	HS	Woodstock, Ga. (Etowah)
53	Jake Storey	LB	5-10	215	Sr.-rs	2L	Titusville, Fla. (Astronaut)
54	Isaac Mobley	OL	6-1	350	So.	HS	Knoxville (West)
54	Jordan Williams	DL	6-5	240	Fr.	HS	Gainesville, Fla. (Gainesville)
55	Jacques Smith	DL	6-2	255	So.	1L	Ooltewah (Ooltewah)
56	Curt Maggitt	LB/DL	6-3	215	Fr.	HS	West Palm Beach, Fla. (Dwyer)
57	Mack Crowder	OL	6-2	275	Fr.	HS	Bristol (Tennessee HS)
58	Andrew Fritts	OL	6-1	300	Fr.	HS	Athens (Christian Academy of Knoxville)
58	Marlon Walls	DL	6-2	281	So.-rs	1L	Olive Branch, Miss. (Hargrave [Va.] Military Academy)
59	Gregory Grieco	LB	5-10	219	Fr.-rs	Sq.	Knoxville (Farragut)
59	Nick Guess	DS	6-3	230	Sr.-rs	1L	Knoxville (Farragut)
60	Carson Anderson	OL	6-1	280	Jr.-rs	Sq.	Florence, Ala. (Florence)

## Alphabetical

No.	Name	Pos.
7	Corey Alexander	DB
5	Zach Allen	DB
36	Anthony Anderson	WR
60	Carson Anderson	OL
13	DeAnthony Arnett	WR
18	Max Arnold	WR
65	Joseph Ayres	DL
39	Ben Bartholomew	FB
86	Willie Bohannon	DL
45	Austin Bolen	FB
33	Nick Branum	DB
8	Tyler Bray	QB
17	Brent Brewer	DB
26	Derrick Brodus	PK/P
38	Scott Bubis	FB
78	Alex Bullard	OL
21	Michael Carillon	DB
63	J.R. Carr	DS
69	Allan Carson	DL
27	Jacob Carter	WR
40	Chris Cates	WR
94	Gregory Clark	DL
88	Cameron Clear	TE
27	Justin Coleman	DB
79	Brock Collier	OL
19	Tyler Coombes	DB
44	Maurice Couch	DL
57	Mack Crowder	OL
50	Raiques Crump	LB
6	Vincent Dallas	WR
5	Matt Darr	P
84	Brendan Downs	TE
3	Tyler Drummer	WR
82	Cory Eichholtz	WR
87	Alex Ellis	WR
25	Art Evans	DB
38	C.J. Fleming	DB
90	Steven Fowlkes	DL
58	Andrew Fritts	OL
46	Channing Fugate	FB
72	Zach Fulton	OL
37	Donnie Garner	TB
65	Jacob Gilliam	OL
73	Darin Gooch	OL
24	Eric Gordon	DB
59	Gregory Grieco	LB
59	Nick Guess	DS
52	Christian Harris	LB
33	Logan Honeycutt	LB
76	Daniel Hood	DL
11	Justin Hunter	WR
97	Malik Jackson	DL
68	Marcus Jackson	OL
43	Martaze Jackson	DL
70	Ja'Wuan James	OL
95	Arthur Jeffery	DL
39	Grant Jessen	LB
45	A.J. Johnson	LB
40	Austin Johnson	LB
10	Antonio Jones	WR
22	Reggie Juin	RB
77	Kyler Kerbyson	OL
48	Greg King	LB
4	Marlin Lane	RB
18	Izauea Lanier	DB
34	Herman Lathers	LB
56	Curt Maggitt	LB
99	Ben Martin	DL
80	Corey Miller	DL
85	Matt Milton	WR
42	Nigel Mitchell-Thornton	LB
54	Issac Mobley	OL
3	Byron Moore	DB
7	Nash Nance	QB
20	Rajion Neal	TB
35	Robert Nelson	LB
2	Naz Oliver	WR
26	Geraldo Orta	DB
17	Tyler Page	QB
66	Marques Pair	OL



## Numerical Roster

No.	Name	Pos.	Ht.	Wt.	Cl.	Exp	Hometown (Previous School)
63	J.R. Carr	DS	5-10	220	So.-rs	Sq.	Lomita, Calif. (South Torrance)
63	Evan Volner	OL	6-3	295	Fr.	HS	Scotts Hill (Scotts Hill)
64	James Stone	OL	6-3	308	So.	1L	Nashville (Maplewood)
65	Joseph Ayres	DL	6-3	280	So.-rs	1L	Knoxville (Chattanooga McCallie)
65	Jacob Gilliam	OL	6-4	275	Fr.-rs	Sq.	Knoxville (Farragut)
66	Marques Pair	OL	6-5	310	Fr.-rs	Sq.	Sumter, S.C. (Sumter)
67	Alan Posey	OL	6-6	330	Fr.	HS	Athens, Ga. (Clarke Central)
68	Marcus Jackson	OL	6-2	326	Fr.	HS	Vero Beach, Fla. (Vero Beach)
69	Allan Carson	DL	6-2	325	Fr.	HS	Oxford, Ala. (Oxford)
70	Ja'Wuan James	OL	6-6	324	So.	1L	Suwanee, Ga. (North Gwinnett)
71	Dallas Thomas	OL	6-5	305	Jr.-rs	2L	Baton Rouge, La. (Scotlandville)
72	Zach Fulton	OL	6-5	330	So.	1L	Homewood, Ill. (Homewood-Flossmoor)
73	Darin Gooch	OL	6-2	301	Jr.	1L	Reno, Nev. (Butte [Calif.] JC)
74	Antonio Richardson	OL	6-6	325	Fr.	HS	Nashville (Pearl-Cohn)
75	JerQuari Schofield	OL	6-6	333	So.-rs	1L	Aiken, S.C. (South Aiken)
76	Daniel Hood	DL	6-4	293	So.-rs	Sq.	Knoxville (Knoxville Catholic)
77	Kyler Kerbyson	OL	6-5	305	Fr.	HS	Knoxville (Knoxville Catholic)
78	Alex Bullard	OL	6-2	309	So.	Tr.	Franklin (Univ. of Notre Dame)
79	Brock Collier	OL	6-3	265	Fr.-rs	HS	Franklin (Brentwood Academy)
80	Corey Miller	DL	6-3	265	So.	1L	Wellford, S.C. (Byrnes)
80	Dylan West	WR	6-1	181	Fr.-rs	Sq.	Oneida (Oneida)
81	Mychal Rivera	TE	6-3	254	Jr.-rs	1L	Valencia, Calif. (College of the Canyons)
82	Cory Eichholtz	WR	5-8	184	Jr.-rs	1L	Knoxville (Bearden)
83	Zach Rogers	WR	6-0	180	Jr.	2L	Nashville (David Lipscomb)
84	Brendan Downs	TE	6-5	237	Fr.	HS	Bristol (Tennessee HS)
85	Matt Milton	WR	6-5	210	So.	Sq.	Mascoutah, Ill. (Mascoutah)
86	Willie Bohannon	DL	6-2	254	Jr.-rs	2L	Mobile, Ala. (Blount)
87	Alex Ellis	WR	6-4	215	Fr.	HS	Del Mar, Del. (Del Mar)
88	Cameron Clear	TE	6-6	265	Fr.	HS	Memphis (Central)
90	Steven Fowlkes	DL	6-5	265	Jr.-rs	Sq.	College Park, Ga. (Banneker)
94	Gregory Clark	DL	6-2	322	Fr.-rs	Sq.	Warner Robins, Ga. (Northside)
95	Arthur Jeffery	DL	6-3	305	So.-rs	Sq.	Sarasota, Fla. (Booker)
96	Trevarris Saulsberry	DL	6-5	280	Fr.	HS	Gainesville, Fla. (Gainesville)
97	Malik Jackson	DL	6-5	270	Sr.-tr	1L	Northridge, Calif. (Univ. of Southern California)
99	Ben Martin	DL	6-4	265	Sr.-rs	3L	Cincinnati, Ohio (La Salle)

## Alphabetical

No.	Name	Pos.
1	Michael Palardy	PK/P
28	Tauren Poole	TB
67	Alan Posey	OL
47	John Propst	LB
37	Brian Randolph	DB
30	Shane Reveiz	LB
15	Chip Rhome	PK/P
74	Antonio Richardson	OL
81	Mychal Rivera	TE
21	Da'Rick Rogers	WR
83	Zach Rogers	WR
41	Dontavis Sapp	DB
96	Trevarris Saulsberry	DL
75	JerQuari Schofield	OL
12	Matt Simms	QB
55	Jacques Smith	DL
29	Tom Smith	TB
64	James Stone	OL
53	Jake Storey	LB
24	Deanthonie Summerhill	TB
43	Dakota Summers	TE
48	Austin Taylor	FB
10	Marsalis Teague	DB
71	Dallas Thomas	OL
31	Jaron Toney	TB
9	Daryl Vereen	LB
63	Evan Volner	OL
23	Prentiss Waggner	DB
58	Marlon Walls	DL
80	Dylan West	WR
22	Rod Wilks	DB
54	Jordan Williams	DL
14	Justin Worley	QB
20	Robert Yonce	DB
19	Devrin Young	TB

## Football Training Center

Tennessee's state-of-the-art Football Training Center will be one of the most modern and functional buildings of its kind.

The 145,000-square foot building includes an amphitheater-style team room, coaches' offices, position meeting rooms, a dining hall, players' lounge, a 7,000-square foot locker room, a 22,000-square foot, multi-level weight room as well as a new training room and hydrotherapy area.

The building also features several technological upgrades, including a state-of-the-art video delivery system for players and coaches. The locker room includes, roomy, custom-built and ventilated lockers with electrical outlets for charging portable devices like cellphones, iPods and laptops.

Also included in the building is an updated football hall of fame area.

The Football Training Center will join with the Brenda Lawson Athletic Center and Neyland-Thompson Sports Center. It will provide athletes direct access to both the 120-yard indoor football field and Haslam Field, Tennessee's two outdoor football practice fields.

Construction began in Spring 2011, and the project is scheduled for completion in Summer 2012.



### ← SCAN THIS

Scan the QR code to the left with your smart phone to take a video tour through the future 145,000 square foot Football Training Center.





## Tennessee Volunteers Depth Chart

### >> Offense

TE	81	Mychal Rivera	6-3	254	Jr.-RS	
	84	Brendan Downs	6-5	237	Fr.	OR
	88	Cameron Clear	6-6	265	Fr.	
LT	71	Dallas Thomas	6-5	305	Jr.-RS	
	74	Antonio Richardson	6-6	325	Fr.	
LG	68	Marcus Jackson	6-2	326	Fr.	
	64	James Stone	6-3	308	So.	
C	78	Alex Bullard	6-2	309	So.-RS	
	57	Mack Crowder	6-2	275	Fr.	
RG	72	Zach Fulton	6-5	330	So.	
	77	Kyler Kerbyson	6-5	305	Fr.	
RT	70	Ja'Wuan James	6-6	324	So.	
	75	JerQuari Schofield	6-6	333	So.-RS	
X	83	Zach Rogers	6-0	180	Jr.	
	6	Vincent Dallas	5-11	185	Fr.	
Z	21	Da'Rick Rogers	6-3	215	So.	
	20	Rajion Neal	5-11	210	So.	OR
	13	DeAnthony Arnett	6-0	175	Fr.	
QB	14	Justin Worley	6-4	200	Fr.	
	12	Matt Simms	6-3	210	Sr.	
TB	28	Tauren Poole	5-10	215	Sr.	
	4	Marlin Lane	6-0	205	Fr.	
FB	39	Ben Bartholomew	6-2	251	Jr.-RS	
	46	Channing Fugate	6-1	250	So.	

### >> Defense

LE	55	Jacques Smith	6-2	255	So.	
	86	Willie Bohannon	6-2	254	Jr.-RS	
DT	97	Malik Jackson	6-5	270	Sr.	
	44	Maurice Couch	6-2	305	So.-RS	
NT	76	Daniel Hood	6-4	293	So.-RS	
	69	Allan Carson	6-2	325	Fr.	
RE	99	Ben Martin	6-4	265	Sr.-RS	
	58	Marlon Walls	6-2	281	So.-RS	
SLB	56	Curt Maggitt	6-3	215	Fr.	
	9	Daryl Vereen	5-11	215	Sr.-RS	
MLB	40	Austin Johnson	6-2	240	Sr.	
	42	Nigel Mitchell-Thornton	6-1	235	Jr.	
WLB	45	A.J. Johnson	6-3	245	Fr.	
	41	Dontavis Sapp	6-2	219	So.	
LCB	18	Izauea Lanier	6-1	190	So.-RS	
	25	Art Evans	5-11	180	Sr.-RS	
SS	37	Brian Randolph	6-0	190	Fr.	
	22	Rod Wilks	6-0	214	Jr.-RS	
FS	23	Prentiss Waggner	6-2	185	Jr.-RS	
	3	Byron Moore	6-1	205	So.-RS	
RCB	27	Justin Coleman	5-10	183	Fr.	
	10	Marsalis Teague	5-10	185	Jr.	

### >> Specialists

P	5	Matt Darr	6-1	221	Fr.-RS	OR
	1	Michael Palardy	5-11	176	So.	
PK	1	Michael Palardy	5-11	176	So.	
	26	Derrick Brodus	5-11	171	Fr.-RS	
KOS	1	Michael Palardy	5-11	176	So.	
	26	Derrick Brodus	5-11	171	Fr.-RS	
DS	59	Nick Guess	6-3	230	Sr.-RS	
	63	J.R. Carr	5-10	220	So.-RS	
H	5	Matt Darr	6-1	221	Fr.-RS	
	12	Matt Simms	6-3	210	Sr.	

### >> Returners

PR	19	Devrin Young	5-8	175	Fr.	
	4	Marlin Lane	6-0	205	Fr.	
KR	28	Tauren Poole	5-10	215	Sr.	OR
	19	Devrin Young	5-8	175	Fr.	OR
	4	Marlin Lane	6-0	205	Fr.	



## Vanderbilt Commodores Depth Chart

### >> Offense

WR	80	Chris Boyd	6-3	208	Fr.-RS	OR
	87	Jordan Matthews	6-3	202	So.	
WR	87	Jordan Matthews	6-3	202	So.	OR
	17	Jonathan Krause	5-11	184	So.	
WR	4	Udom Umoh	6-0	180	Sr.-RS	
	24	Wesley Tate	6-1	224	So.-RS	
TE	6	Brandon Barden	6-5	246	Sr.-RS	
	86	Austin Monahan	6-6	242	Jr.-RS	
LT	67	Wesley Johnson	6-5	280	So.-RS	
	52	Andrew Bridges	6-6	275	Fr.-RS	
LG	62	Ryan Seymour	6-5	300	Jr.-RS	OR
	73	Chase White	6-5	285	Fr.-RS	
C	60	Logan Stewart	6-4	280	So.	
	78	Caleb Welchans	6-5	305	Jr.-RS	
RG	69	Josh Jelesky	6-5	280	Jr.-RS	
	50	Mylon Brown	6-6	300	So.-RS	
RT	72	Kyle Fischer	6-6	305	Sr.-RS	
	78	Caleb Welchans	6-5	305	Jr.-RS	
QB	1	Jordan Rodgers	6-1	210	Jr.-RS	
	10	Larry Smith	6-2	224	Jr.-RS	
TB	2	Zac Stacy	5-9	208	Jr.	
	18	Jerron Seymour	5-7	190	Fr.	
FB	38	Fitz Lassing	6-3	240	So.	
	45	Marc Panu	6-1	240	So.-RS	

### >> Defense

DE	42	Tim Fugger	6-4	255	Sr.-RS	
	99	Thad McHaney	6-5	260	So.-RS	
DT	84	Rob Lohr	6-4	290	Jr.-RS	
	97	Jared Morse	6-2	288	So.	
DT	74	T.J. Greenstone	6-4	285	Sr.-RS	
	58	Colt Nichter	6-2	285	Jr.-RS	
	53	Vince Taylor	6-1	290	Fr.-RS	
DE	90	Walker May	6-5	235	So.-RS	
	98	Johnell Thomas	6-0	250	Jr.-RS	
	92	Kyle Woestmann	6-3	255	Fr.-RS	
SLB	36	Chase Garnham	6-3	230	So.	OR
	37	Al Owens	6-1	220	Jr.-RS	
	28	Karl Butler	6-1	205	So.	
MLB	13	Chris Marve	6-0	238	Sr.-RS	
	47	DeAndre Jones	6-0	232	Jr.-RS	
WLB	15	Archibald Barnes	6-4	228	Jr.-RS	
	37	Al Owens	6-1	220	Jr.-RS	
CB	19	Casey Hayward	5-11	188	Sr.	
	23	Andre Hal	6-0	184	So.	
FS	31	Javon Marshall	5-11	190	So.-RS	OR
	1	Kenny Ladler	6-1	205	So.	
SS	21	Sean Richardson	6-2	215	Sr.	
	22	Eric Samuels	6-0	195	Jr.	
CB	8	Trey Wilson	5-11	188	Jr.	
	12	Steven Clarke	5-10	190	So.	
	16	Eddie Foster	5-10	172	Jr.	

### >> Specialists

P	94	Richard Kent	6-2	198	Jr.-RS	
	48	Ryan Fowler	5-10	172	Jr.-RS	
PK	48	Ryan Fowler	5-10	172	Jr.-RS	OR
	39	Carey Spear	5-10	190	So.	
KOS	39	Carey Spear	5-10	190	So.	
	48	Ryan Fowler	5-10	172	Jr.-RS	
DS	34	Andrew East	6-2	228	Fr.-RS	
	84	Rob Lohr	6-4	290	Jr.-RS	
H	94	Richard Kent	6-2	198	Jr.	
	11	Jordan Rodgers	6-1	210	Jr.-RS	

### >> Returners

PR	17	Jonathan Krause	5-11	184	So.	
	19	Casey Hayward	5-11	188	Sr.	
KR	23	Andre Hal	6-0	184	So.	
	12	Steven Clarke	5-10	190	So.	

## ■ 2011 Statistics

**Overall: 4-6** | **SEC: 0-6** | **Home: 4-3** | **Away: 0-3** | **Neutral: 0-0**

### ■ 2011 Schedule and Results

Date	UT (rank)	Opponent (rank)	TV	Site	Time/Result	Attend.	Highlights
Sept. 3	RV/RV	Montana	VideoSeat PPV	Knoxville	W 42-16	94,661	Hunter, Rogers each 100 yds. receiving; UT posts 5th consecutive regular-season win
Sept. 10	RV/RV	Cincinnati	ESPN2	Knoxville	W 45-23	94,205	Bray accounts for 5 TD (4 pass, 1 rush), becomes 2nd UT QB to throw for 400 yards in game
Sept. 17	RV/RV	at #16/17 Florida*	CBS	Gainesville	L, 23-33	90,744	Arnett becomes 1st freshman to lead UT in receptions (8) since K. Washington in 2001
Oct. 1	RV/RV	Buffalo	CSS	Knoxville	W, 41-10	87,758	Rogers, Arnett become first UT receiver tandem with two TDs each since 11/20/1993
Oct. 8	RV/RV	RV/- Georgia*	ESPN2	Knoxville	L, 12-20	102,455	Rivera sets career high in rec. yards (85), most by UT TE since Witten vs. Michigan (1/1/02)
Oct. 15	--/--	#1/2 LSU*	CBS	Knoxville	L, 7-38	101,822	Poole runs for 70 yards and TD; Freshman LB A.J. Johnson leads team with 11 tackles
Oct. 22	--/--	at #2/3 Alabama*	ESPN2	Tuscaloosa	L, 6-37	101,821	A.J. Johnson collects 13 more tackles; Palardy makes 52-yard field goal, longest since '95
Oct. 29	--/--	#14 S. Carolina*	ESPN2	Knoxville	L, 3-14	96,655	Vols hold SC to 87 yards passing; Waggoner tallies interception, sack and five tackles
Nov. 5	--/--	MTSU (HC)	FOX Sports South	Knoxville	W, 24-0	88,211	Vols post third shutout since 2003; Derrick Brodus perfect as kicker after called off his couch
Nov. 12	--/--	at #8 Arkansas*	ESPN2	Fayetteville	L, 7-49	72,103	Aus. Johnson records third INT in four games; D. Rogers posts 5th 100+ yard rec. game
Nov. 19	--/--	Vanderbilt*	ESPNU	Knoxville	7 p.m. ET	---	---
Nov. 26	--/--	at Kentucky*	---	Lexington	TBA	---	---

Rankings listed (AP/USA Today) HC-Homecoming \*-SEC Game

### ■ Team Statistics

	UT	OPP
<b>TEAM STATISTICS</b>	<b>UT</b>	<b>OPP</b>
<b>SCORING</b>	<b>210</b>	<b>240</b>
Points Per Game	21.0	24.0
<b>FIRST DOWNS</b>	<b>185</b>	<b>180</b>
Rushing	61	83
Passing	109	82
Penalty	15	15
<b>RUSHING YARDAGE</b>	<b>919</b>	<b>1660</b>
Yards gained rushing	1174	1832
Yards lost rushing	255	172
Rushing Attempts	338	353
Average Per Rush	2.7	4.7
Average Per Game	91.9	166.0
TDs Rushing	10	15
<b>PASSING YARDAGE</b>	<b>2507</b>	<b>1926</b>
Comp-Att-Int	192-329-8	157-269-6
Average Per Pass	7.6	7.2
Average Per Catch	13.1	12.3
Average Per Game	250.7	192.6
TDs Passing	15	13
<b>TOTAL OFFENSE</b>	<b>3426</b>	<b>3586</b>
Total Plays	667	622
Average Per Play	5.1	5.8
Average Per Game	342.6	358.6
<b>KICK RETURNS: #-Yards</b>	<b>39-906</b>	<b>36-650</b>
<b>PUNT RETURNS: #-Yards</b>	<b>15-128</b>	<b>11-134</b>
<b>INT RETURNS: #-Yards</b>	<b>6-147</b>	<b>8-135</b>
<b>KICK RETURN AVERAGE</b>	<b>23.2</b>	<b>18.1</b>
<b>PUNT RETURN AVERAGE</b>	<b>8.5</b>	<b>12.2</b>
<b>INT RETURN AVERAGE</b>	<b>24.5</b>	<b>16.9</b>
<b>FUMBLES-LOST</b>	<b>23-5</b>	<b>15-8</b>
<b>PENALTIES-Yards</b>	<b>59-469</b>	<b>60-526</b>
Average Per Game	46.9	52.6
<b>PUNTS-Yards</b>	<b>42-1584</b>	<b>44-1823</b>
Average Per Punt	37.7	41.4
Net punt average	33.6	36.7
<b>TIME OF POSSESSION/Game</b>	<b>31:35</b>	<b>28:25</b>
<b>3RD-DOWN Conversions</b>	<b>62/144</b>	<b>53/130</b>
3rd-Down Pct	43%	41%
<b>4TH-DOWN Conversions</b>	<b>11/25</b>	<b>7/15</b>
4th-Down Pct	44%	47%
<b>SACKS BY-Yards</b>	<b>14-77</b>	<b>15-120</b>
<b>MISC YARDS</b>	<b>0</b>	<b>0</b>
<b>TOUCHDOWNS SCORED</b>	<b>26</b>	<b>29</b>
<b>FIELD GOALS-ATTEMPTS</b>	<b>10-14</b>	<b>12-15</b>
<b>ON-SIDE KICKS</b>	<b>1-3</b>	<b>0-0</b>
<b>RED-ZONE SCORES</b>	<b>(28-33) 85%</b>	<b>(28-34) 82%</b>
<b>RED-ZONE TOUCHDOWNS</b>	<b>(21-33) 64%</b>	<b>(19-34) 56%</b>
<b>PAT-ATTEMPTS</b>	<b>(24-25) 96%</b>	<b>(28-28) 100%</b>
<b>ATTENDANCE</b>	<b>665769</b>	<b>264668</b>
Games/Avg Per Game	7/95110	3/88223
Neutral Site Games		0/0

### ■ Score by Quarters

	1st	2nd	3rd	4th	OT	Total
Tennessee	65	82	34	29	--	210
Opponents	51	50	82	57	--	240

### ■ Rushing

Name	GP	Att	Gain	Loss	Net	Avg	TD	Long	Avg/G
Tauren Poole	10	159	597	43	554	3.5	4	28	55.4
Marlin Lane	10	68	274	19	255	3.8	2	45	25.5
Rajion Neal	9	19	116	15	101	5.3	2	20	11.2
Jaron Toney	3	30	79	5	74	2.5	0	8	24.7
Tom Smith	3	13	35	1	34	2.6	0	8	11.3
Matt Darr	9	1	30	0	30	30.0	0	30	3.3
Devrin Young	7	6	17	8	9	1.5	0	6	1.3
Da'Rick Rogers	10	2	3	4	-1	-0.5	0	3	-0.1
Justin Worley	4	7	2	24	-22	-3.1	0	2	-5.5
Matt Simms	7	8	4	26	-22	-2.8	1	3	-3.1
TEAM	7	5	0	33	-33	-6.6	0	0	-4.7
Tyler Bray	5	20	17	77	-60	-3.0	1	5	-12.0
<b>Total</b>	<b>10</b>	<b>338</b>	<b>1174</b>	<b>255</b>	<b>919</b>	<b>2.7</b>	<b>10</b>	<b>45</b>	<b>91.9</b>
<b>Opponents</b>	<b>10</b>	<b>353</b>	<b>1832</b>	<b>172</b>	<b>1660</b>	<b>4.7</b>	<b>15</b>	<b>71</b>	<b>166.0</b>

### ■ Passing

Name	GP	Effic	Comp-Att-Int	Pct	Yds	TD	Lng	Avg/G
Tyler Bray	5	165.25	116-176-2	65.9	1579	14	81	315.8
Justin Worley	4	110.39	48-87-3	55.2	604	1	50	151.0
Matt Simms	7	77.09	27-62-3	43.5	319	0	44	45.6
TEAM	7	0.00	0-2-0	0.0	0	0	0	0.0
Michael Palardy	9	71.00	1-2-0	50.0	5	0	5	0.6
<b>Total</b>	<b>10</b>	<b>132.55</b>	<b>192-329-8</b>	<b>58.4</b>	<b>2507</b>	<b>15</b>	<b>81</b>	<b>250.7</b>
<b>Opponents</b>	<b>10</b>	<b>129.99</b>	<b>157-269-6</b>	<b>58.4</b>	<b>1926</b>	<b>13</b>	<b>83</b>	<b>192.6</b>

### ■ Receiving

Name	GP	Rec	Yds	Avg	TD	Long	Avg/G
Da'Rick Rogers	10	55	886	16.1	7	58	88.6
Mychal Rivera	10	26	315	12.1	1	20	31.5
DeAnthony Arnett	10	21	222	10.6	2	35	22.2
Justin Hunter	3	17	314	18.5	2	81	104.7
Marlin Lane	10	16	159	9.9	2	27	15.9
Tauren Poole	10	15	131	8.7	0	32	13.1
Zach Rogers	10	13	170	13.1	1	19	17.0
Rajion Neal	9	9	144	16.0	0	50	16.0
Ben Bartholomew	10	6	54	9.0	0	18	5.4
Brendan Downs	8	3	34	11.3	0	21	4.2
Devrin Young	7	3	25	8.3	0	21	3.6
Channing Fugate	10	3	17	5.7	0	7	1.7
Vincent Dallas	10	2	15	7.5	0	9	1.5
Matt Milton	5	1	12	12.0	0	12	2.4
Anthony Anderson	10	1	5	5.0	0	5	0.5
Cameron Clear	10	1	4	4.0	0	4	0.4
<b>Total</b>	<b>10</b>	<b>192</b>	<b>2507</b>	<b>13.1</b>	<b>15</b>	<b>81</b>	<b>250.7</b>
<b>Opponents</b>	<b>10</b>	<b>157</b>	<b>1926</b>	<b>12.3</b>	<b>13</b>	<b>83</b>	<b>192.6</b>

### ■ Interceptions

Name	Int	Yds	Avg	TD	Long
Austin Johnson	3	39	13.0	0	22
Prentiss Waggoner	1	54	54.0	0	54
Eric Gordon	1	17	17.0	0	17
Art Evans	1	37	37.0	1	37
<b>Total</b>	<b>6</b>	<b>147</b>	<b>24.5</b>	<b>1</b>	<b>54</b>
<b>Opponents</b>	<b>8</b>	<b>135</b>	<b>16.9</b>	<b>0</b>	<b>89</b>



## ■ 2011 Statistics

### ■ Punt Returns

Name	Ret	Yds	Avg	TD	Long
Devrin Young	7	92	13.1	0	43
Marlin Lane	7	36	5.1	0	9
TEAM	1	0	0.0	0	0
<b>Total</b>	<b>15</b>	<b>128</b>	<b>8.5</b>	<b>0</b>	<b>43</b>
<b>Opponents</b>	<b>11</b>	<b>134</b>	<b>12.2</b>	<b>1</b>	<b>60</b>

### ■ Kickoff Returns

Name	Ret	Yds	Avg	TD	Long
Devrin Young	23	558	24.3	0	60
Marlin Lane	7	143	20.4	0	35
Da'Rick Rogers	5	113	22.6	0	29
Tauren Poole	2	52	26.0	0	27
Channing Fugate	1	44	44.0	0	44
Cameron Clear	1	-4	-4.0	0	0
<b>Total</b>	<b>39</b>	<b>906</b>	<b>23.2</b>	<b>0</b>	<b>60</b>
<b>Opponents</b>	<b>36</b>	<b>650</b>	<b>18.1</b>	<b>0</b>	<b>34</b>

### ■ Fumble Returns

Name	Ret	Yds	Avg	TD	Long
Johnson, A.J.	1	19	19.0	0	19
Dontavis Sapp	1	3	3.0	0	3
<b>Total</b>	<b>2</b>	<b>22</b>	<b>11.0</b>	<b>0</b>	<b>19</b>
<b>Opponents</b>	<b>0</b>	<b>0</b>	<b>0.0</b>	<b>0</b>	<b>0</b>

### ■ Punting

Name	Punts	Yds	Avg	Lg	TB	FC	I20	Blkd
Matt Darr	28	1069	38.2	53	2	13	8	0
Michael Palardy	14	515	36.8	46	0	6	1	1
TEAM	0	0	0.0	0	0	0	0	1
<b>Total</b>	<b>42</b>	<b>1584</b>	<b>37.7</b>	<b>53</b>	<b>2</b>	<b>19</b>	<b>9</b>	<b>2</b>
<b>Opponents</b>	<b>44</b>	<b>1823</b>	<b>41.4</b>	<b>57</b>	<b>4</b>	<b>9</b>	<b>19</b>	<b>0</b>

### ■ Kickoffs

Name	KO	YDS	AVG	TB	OB	RET	NET	YD LN
Michael Palardy	37	2351	63.5	5	1			
Derrick Brodus	4	238	59.5	0	0			
Matt Darr	1	57	57.0	0	0			
<b>Total</b>	<b>42</b>	<b>2646</b>	<b>63.0</b>	<b>5</b>	<b>1</b>	<b>650</b>	<b>45.1</b>	<b>24</b>
<b>Opponents</b>	<b>51</b>	<b>3297</b>	<b>64.6</b>	<b>11</b>	<b>1</b>	<b>906</b>	<b>42.6</b>	<b>27</b>

### ■ Field Goals

#### Field Goal Sequence By Player

Name	FGM-FGA	Pct.	1-19	20-29	30-39	40-49	50+	Lg	Blk
Michael Palardy	9-13	69.2	0-0	5-5	1-2	2-4	1-2	52	1
Derrick Brodus	1-1	100.0	0-0	1-1	0-0	0-0	0-0	21	0

#### Field Goal Sequence By Game

	Tennessee	Opponents
Montana	-	-
Cincinnati	43,(37)	47,(23)
Florida	37,(20)	(28),(30),(46),(42)
Buffalo	(28),(28)	44,(30)
Georgia	51,(28),(43)	(35),(23)
LSU	-	(18)
Alabama	(40),(52)	(26),(29),(45)
South Carolina	(22),47	-
Middle Tennessee	(21)	-
Arkansas	-	40

## SEC/NCAA Rankings

### ■ SEC/NCAA Individual Rankings

Category	Name	Stat	NCAA	SEC
Total Offense	Tauren Poole	55.40	--	22
Receptions-Game	Da'Rick Rogers	5.50	T-49	2
	Mychal Rivera	2.60	---	T-20
Rec Yards/Game	Da'Rick Rogers	88.60	29	2
	Mychal Rivera	31.50	---	24
Rec Touchdowns	Da'Rick Rogers	7	T-37	T-3
Rush Yards/Game	Tauren Poole	55.40	--	12
	Marlin Lane	25.50	--	25
All-Purpose Runners	Da'Rick Rogers	99.80	---	9
	Tauren Poole	73.70	---	18
Interceptions	Austin Johnson	0.30	T-52	T-10
Field Goals/Game	Michael Palardy	1.00	T-58	8
Scoring	Michael Palardy	5.33	---	T-12
	Da'Rick Rogers	4.20	---	T-20
Tackles/Game	A.J. Johnson	6.70	---	14

	Austin Johnson	6.50	---	17
Sacks	Prentiss Waggner	0.20	---	T-25
	Prentiss Waggner	0.20	---	T-25
	Prentiss Waggner	0.20	---	T-25
Tackles for Loss	Malik Jackson	0.75	---	T-18
Scoring	Michael Palardy	5.33	---	T-12
	Da'Rick Rogers	4.20	---	T-20

### ■ SEC/NCAA Team Rankings

Category	Stat	NCAA	SEC
Total Offense	342.60	96	7
Passing Offense	250.70	41	2
Passing Efficiency	132.59	60	5
Scoring Offense	21.00	102	10
Rushing Offense	91.90	116	12
Rushing Defense	166.00	68	7
Passing Efficiency Defense	130.03	62	10

### ■ Scoring

Name	TD	FGs	Kick	PAT Rush	PAT Rcv	PAT Pass	PAT DXP	Saf	Pts
Michael Palardy	0	9-13	21-22	0-0	0	0-0	0	0	48
Da'Rick Rogers	7	0-0	0-0	0-0	0	0-0	0	0	42
Marlin Lane	4	0-0	0-0	0-0	0	0-0	0	0	24
Tauren Poole	4	0-0	0-0	0-0	0	0-0	0	0	24
DeAnthony Arnett	2	0-0	0-0	0-0	0	0-0	0	0	12
Rajion Neal	2	0-0	0-0	0-0	0	0-0	0	0	12
Justin Hunter	2	0-0	0-0	0-0	0	0-0	0	0	12
Zach Rogers	1	0-0	0-0	0-0	0	0-0	0	0	6
Mychal Rivera	1	0-0	0-0	0-0	0	0-0	0	0	6
Derrick Brodus	0	1-1	3-3	0-0	0	0-0	0	0	6
Matt Simms	1	0-0	0-0	0-0	0	0-0	0	0	6
Art Evans	1	0-0	0-0	0-0	0	0-0	0	0	6
Tyler Bray	1	0-0	0-0	0-0	0	0-1	0	0	6
<b>Total</b>	<b>26</b>	<b>10-14</b>	<b>24-25</b>	<b>0-0</b>	<b>0</b>	<b>0-1</b>	<b>0</b>	<b>0</b>	<b>210</b>
<b>Opponents</b>	<b>29</b>	<b>12-15</b>	<b>28-28</b>	<b>0-0</b>	<b>0</b>	<b>0-1</b>	<b>0</b>	<b>1</b>	<b>240</b>

### ■ All-Purpose

Name	GP	Rush	Rec	PR	KR	IR	Tot	Avg/G
Da'Rick Rogers	10	-1	886	0	113	0	998	99.8
Tauren Poole	10	554	131	0	52	0	737	73.7
Devrin Young	7	9	25	92	558	0	684	97.7
Marlin Lane	10	255	159	36	143	0	593	59.3
Mychal Rivera	10	0	315	0	0	0	315	31.5
Justin Hunter	3	0	314	0	0	0	314	104.7
Rajion Neal	9	101	144	0	0	0	245	27.2
DeAnthony Arnett	10	0	222	0	0	0	222	22.2
Zach Rogers	10	0	170	0	0	0	170	17.0
Jaron Toney	3	74	0	0	0	0	74	24.7
Channing Fugate	10	0	17	0	44	0	61	6.1
Prentiss Waggner	10	0	0	0	0	54	54	5.4
Ben Bartholomew	10	0	54	0	0	0	54	5.4
Austin Johnson	10	0	0	0	0	39	39	3.9
Art Evans	10	0	0	0	0	37	37	3.7
Brendan Downs	8	0	34	0	0	0	34	4.2
Tom Smith	3	34	0	0	0	0	34	11.3
Matt Darr	9	30	0	0	0	0	30	3.3
Eric Gordon	9	0	0	0	0	17	17	1.9
Vincent Dallas	10	0	15	0	0	0	15	1.5
Matt Milton	6	0	12	0	0	0	12	2.0
Anthony Anderson	10	0	5	0	0	0	5	0.5
Justin Worley	4	-22	0	0	0	0	-22	-5.5
Matt Simms	7	-22	0	0	0	0	-22	-3.1
TEAM	7	-33	0	0	0	0	-33	-4.7
Tyler Bray	5	-60	0	0	0	0	-60	-12.0
<b>Total</b>	<b>10</b>	<b>919</b>	<b>2507</b>	<b>128</b>	<b>906</b>	<b>147</b>	<b>4607</b>	<b>460.7</b>
<b>Opponents</b>	<b>10</b>	<b>1660</b>	<b>1926</b>	<b>134</b>	<b>650</b>	<b>135</b>	<b>4505</b>	<b>450.5</b>

### ■ Total Offense

Name	GP	Plays	Rush	Pass	Tot	Avg/G
Tyler Bray	5	196	-60	1579	1519	303.8
Justin Worley	4	94	-22	604	582	145.5
Tauren Poole	10	159	554	0	554	55.4
Matt Simms	7	70	-22	319	297	42.4
Marlin Lane	10	68	255	0	255	25.5
Rajion Neal	9	19	101	0	101	11.2
Jaron Toney	3	30	74	0	74	24.7
Tom Smith	3	13	34	0	34	11.3
Matt Darr	9	1	30	0	30	3.3
Devrin Young	7	6	9	0	9	1.3
Michael Palardy	9	2	0	5	5	0.6
Da'Rick Rogers	10	2	-1	0	-1	-0.1
TEAM	7	7	-33	0	-33	-4.7
<b>Total</b>	<b>10</b>	<b>667</b>	<b>919</b>	<b>2507</b>	<b>3426</b>	<b>342.6</b>
<b>Opponents</b>	<b>10</b>	<b>622</b>	<b>1660</b>	<b>1926</b>	<b>3586</b>	<b>358.6</b>

Category	Stat	NCAA	SEC
Total Defense	358.60	44	8
Scoring Defense	24.00	50	9
Net Punting	33.57	109	12
Punt Returns	8.53	52	5
Kickoff Returns	23.23	38	5
Turnover Margin	0.10	T-52	7
Pass Defense	192.60	23	7
Sacks by	1.40	95	11
Tackles For Loss	5.10	T-81	10
Sacks Allowed	1.50	37	3
First Downs	18.5	T-91	7
Third Down Efficiency	43.06	47	4
Fourth Down Efficiency	44.00	82	9
Third Down Efficiency Defense	40.77	68	9
Fourth Down Efficiency Defense	46.67	T-48	4
Penalty Yards/Game	46.9	T-47	4
Avg. Time of Possession	31:35.10	27	5

## ■ 2011 Statistics

### ■ Defensive Statistical Leaders

No.	Player	GP-GS	ST	AT	TT	TFL	Sacks	Int	PBU	QBH	FR-Yds	FF	Blk	Saf
45	A.J. Johnson	10-8	30	37	67	3.5-3	.	.	.	.	2-19	1	.	.
40	Austin Johnson	10-10	37	28	65	4.0-5	.	3-39	.	2	.	.	.	.
97	Malik Jackson	10-10	19	24	43	7.5-18	2.0-11	.	2	8	.	.	.	.
56	Curt Maggitt	9-6	23	19	42	3.0-13	0.5-6	.	.	2	.	1	.	.
23	Prentiss Waggner	10-10	34	6	40	2.0-5	2.0-5	1-54	7	3	.	1	.	.
37	Brian Randolph	10-6	32	8	40	.	.	.	2	.	.	1	.	.
18	Izauea Lanier	10-7	26	10	36	.	.	.	3	.	.	.	.	.
55	Jacques Smith	10-8	16	12	28	5.5-18	0.5-5	.	1	5	.	1	.	.
44	Maurice Couch	10-2	8	18	26	4.0-7	1.0-3	.	.	.	.	.	.	.
17	Brent Brewer	8-8	16	8	24	3.0-8	0.5-2	.	.	.	.	.	.	.
86	Willie Bohannon	10-1	7	14	21	1.5-12	1.5-12	.	.	1	.	.	.	.
10	Marsalis Teague	9-6	9	10	19	.	.	.	2	.	1-0	.	.	.
58	Marlon Walls	10-4	12	6	18	3.0-9	1.0-6	.	.	4	.	.	.	.
9	Daryl Vereen	10-2	11	7	18	1.0-9	1.0-9	.	2	.	.	.	.	.
22	Rod Wilks	10-0	11	7	18	1.5-3	.	.	.	.	.	1	.	.
24	Eric Gordon	9-1	14	1	15	5.0-10	.	1-17	.	1	.	.	.	.
80	Corey Miller	10-0	10	4	14	2.0-7	1.0-3	.	1	1	1-0	.	.	.
41	Dontavis Sapp	10-0	10	4	14	1.0-6	1.0-6	.	.	.	1-3	1	.	.
99	Ben Martin	10-6	6	5	11	.	.	.	1	.	.	.	.	.
27	Justin Coleman	10-4	10	.	10	.	.	.	2	.	.	.	.	.
25	Art Evans	10-1	10	.	10	1.0-14	.	1-37	.	.	.	.	.	.
42	Nigel Mitchell-Thornton	9-0	2	6	8	.	.	.	.	.	.	.	.	.
76	Daniel Hood	10-8	3	5	8	1.0-3	1.0-3	.	.	.	.	.	.	.
3	Byron Moore	9-2	4	2	6	.	.	.	.	.	.	1	.	.
65	Joseph Ayres	8-0	3	3	6	.	.	.	.	.	.	.	.	.
50	Raiques Crump	9-0	3	2	5	.	.	.	.	.	.	.	.	.
54	Jordan Williams	7-0	3	1	4	1.0-6	1.0-6	.	.	.	.	.	.	.
36	Anthony Anderson	10-0	3	1	4	.	.	.	.	.	1-0	.	.	.
47	John Propst	10-0	.	3	3	0.5-2	.	.	.	1	1-0	.	.	.
70	Ja'Wuan James	10-10	2	.	2	.	.	.	.	.	.	.	.	.
4D	Martaze Jackson	1-0	1	.	1	.	.	.	.	.	.	.	.	.
83	Zach Rogers	10-6	1	.	1	.	.	.	.	.	.	.	.	.
6	Vincent Dallas	10-0	1	.	1	.	.	.	.	.	.	.	.	.
95	Arthur Jeffery	1-0	.	1	1	.	.	.	.	.	.	.	.	.
5	Matt Darr	9-0	.	.	.	.	.	.	.	.	1-0	.	.	.
11	Justin Hunter	3-3	.	.	.	.	.	.	.	.	.	.	1	.
<b>Total</b>		<b>10-0</b>	<b>377</b>	<b>252</b>	<b>629</b>	<b>51-158</b>	<b>14-77</b>	<b>6-147</b>	<b>23</b>	<b>28</b>	<b>8-22</b>	<b>8</b>	<b>1</b>	<b>.</b>
<b>Opponents</b>		<b>10-0</b>	<b>379</b>	<b>303</b>	<b>682</b>	<b>54.0-215</b>	<b>15-120</b>	<b>8-135</b>	<b>43</b>	<b>30</b>	<b>5-0</b>	<b>12</b>	<b>4</b>	<b>1</b>

### ■ Special Teams Tackle Leaders

Player	Total	KO	Punt
Rod Wilks	7	7	0
Austin Johnson	6	6	0
Brian Randolph	6	5	1
Raiques Crump	5	4	1
Anthony Anderson	4	2	2
Izauea Lanier	3	3	0
Dontavis Sapp	3	2	1
Daryl Vereen	3	3	0
Curt Maggitt	2	2	0
Brent Brewer	2	2	0
A.J. Johnson	1	1	0
Willie Bohannon	1	1	0
Eric Gordon	1	1	0
Byron Moore	1	1	0
<b>TOTALS</b>	<b>45</b>	<b>40</b>	<b>5</b>

### ■ Vols on Opening Offensive Drives

Game	1st Half	2nd Half
Montana	Downs	Punt
Cincinnati	Touchdown	Touchdown
at Florida	Missed FG	Interception
Buffalo	Touchdown	Punt
Georgia	Missed FG	Punt
LSU	Punt	Punt
at Alabama	Downs	Punt
South Carolina	Fumble	Interception
MTSU	Punt	Downs
at Arkansas	Downs	Punt
Vanderbilt		
at Kentucky		

### ■ Vols on Opening Defensive Series

Game	1st Half	2nd Half
Montana	Fumble	Punt
Cincinnati	Touchdown	Field Goal
at Florida	Touchdown	Touchdown
Buffalo	Punt	Punt
Georgia	Field Goal	Touchdown
LSU	Punt	Touchdown
at Alabama	Interception	Touchdown
South Carolina	Fumble	Interception
MTSU	Punt	Punt
at Arkansas	Touchdown	Punt
Vanderbilt		
at Kentucky		

### ■ Tennessee Giveaway/Takeaway

Game	Giveaway			Takeaway			
	Fum	Int	Tot	Fum	Int	Tot	Dif.
Montana	0	0	0	2	1	3	+3
Cincinnati	2	0	2	0	0	0	-2
at Florida	0	2	2	1	0	1	-1
Buffalo	2	0	2	1	0	1	-1
Georgia	0	0	0	0	0	0	--
LSU	0	2	2	0	0	0	-2
at Alabama	1	1	2	0	1	1	-1
South Carolina	0	2	2	2	1	3	+1
MTSU	0	0	0	1	2	3	+3
at Arkansas	0	1	1	1	1	2	+1
Vanderbilt							
at Kentucky							
<b>TOTAL</b>	<b>5</b>	<b>8</b>	<b>13</b>	<b>8</b>	<b>6</b>	<b>14</b>	<b>+1</b>

### ■ Fumbles

Name	No.-Lost
Tyler Bray	3-0
Cameron Clear	1-1
Marlin Lane	3-2
Rajion Neal	4-1
Tauren Poole	2-0
Zach Rogers	1-0
Matt Simms	2-0
Justin Worley	2-0
Devrin Young	2-1
Team	3-0
<b>TOTAL</b>	<b>23-5</b>

### ■ Vols on Coin Flips

Game	Result
Montana	Lost
Cincinnati	Won, deferred
at Florida	Lost
Buffalo	Won, deferred
Georgia	Won, deferred
LSU	Lost
at Alabama	Lost
South Carolina	Lost
MTSU	Won, deferred
at Arkansas	Won, received
Vanderbilt	
at Kentucky	

## Down Breakdown

Down/Gain	Loss	0	1	2	3	4	5	6	7	8	9	10	11+	20+	Cnv	Att
1-1	0	2	0	0	0	0	0	0	0	0	0	0	0	0	0	0-2
1-2	1	0	1	2	0	0	0	0	0	0	0	0	0	0	0	2-4
1-3	0	0	0	1	0	0	0	0	0	0	0	0	0	0	0	0-1
1-4	0	1	0	0	0	0	0	0	0	0	0	0	0	0	0	0-1
1-5	1	0	0	0	0	0	0	0	0	0	0	0	0	0	0	0-1
1-6	0	0	0	1	0	0	0	0	0	0	0	0	0	0	0	0-1
1-7	1	1	0	0	0	1	0	0	1	0	0	0	0	0	0	1-4
1-8	0	0	0	0	1	0	0	0	0	2	0	0	0	0	0	2-3
1-9	1	0	0	0	0	2	0	0	0	0	0	0	0	0	0	0-3
1-10	23	74	21	9	18	18	14	15	11	7	6	3	32	11	44	262
1-All	27	78	22	13	19	21	14	15	12	9	6	3	32	11	49	282

Down/Gain	Loss	0	1	2	3	4	5	6	7	8	9	10	11+	20+	Cnv	Att
2-1	1	3	3	1	0	0	0	1	0	0	0	0	1	0	0	6-10
2-2	1	0	3	0	0	1	0	0	1	1	0	0	0	0	0	3-7
2-3	1	2	0	4	0	3	0	0	0	0	0	0	1	0	0	4-11
2-4	2	3	0	4	1	1	2	0	0	1	0	0	1	0	0	5-15
2-5	2	3	1	1	2	5	0	0	0	1	1	1	2	1	0	6-20
2-6	1	3	2	3	2	0	2	1	0	0	0	0	2	0	0	3-16
2-7	0	1	0	3	2	1	0	2	1	2	2	0	1	0	0	6-15
2-8	2	3	1	2	0	0	0	0	0	1	0	0	1	1	0	3-11
2-9	2	5	2	1	1	1	1	0	0	0	0	0	3	3	0	6-19
2-10	6	23	5	4	5	3	4	6	3	5	5	2	16	5	18	92
2-All	18	46	17	23	13	15	9	10	5	11	8	3	28	10	60	216

Down/Gain	Loss	0	1	2	3	4	5	6	7	8	9	10	11+	20+	Cnv	Att
3-1	0	4	5	8	1	2	1	0	0	0	0	0	2	0	0	19-23
3-2	0	2	1	0	1	0	1	0	0	1	0	0	1	1	0	6-9
3-3	0	3	0	1	0	3	0	0	1	1	0	0	1	1	0	7-11
3-4	0	6	0	1	0	0	0	0	0	0	0	1	2	0	0	3-10
3-5	0	3	1	1	0	0	0	0	0	1	2	0	2	0	0	5-10
3-6	0	4	1	0	0	0	2	0	0	0	1	0	0	0	0	1-8
3-7	0	3	0	0	0	1	0	0	0	0	2	0	0	2	0	4-8
3-8	1	6	0	0	0	0	0	0	0	1	0	1	1	1	0	4-11
3-9	0	4	1	0	1	0	0	1	0	2	0	1	1	0	0	2-11
3-10	1	16	0	2	0	1	1	2	0	2	2	2	10	4	11	43
3-All	2	51	9	14	2	8	4	4	2	7	7	5	20	9	62	144

Down/Gain	Loss	0	1	2	3	4	5	6	7	8	9	10	11+	20+	Cnv	Att
4-1	0	5	0	0	3	0	0	0	0	0	0	0	0	0	0	3-8
4-2	0	1	0	0	0	0	0	0	0	1	0	0	0	0	0	1-2
4-3	0	1	0	0	0	0	0	0	0	0	0	0	2	0	0	2-3
4-4	0	1	0	0	0	0	1	0	0	0	0	0	0	0	0	1-2
4-5	1	0	0	0	0	0	0	0	0	0	0	0	1	0	0	1-2
4-6	0	0	0	0	1	0	0	0	0	0	0	0	0	1	1	1-2
4-7	0	0	0	0	0	0	0	0	0	0	0	0	0	0	0	0-0
4-8	0	1	0	0	0	0	0	0	0	0	0	0	1	0	0	1-2
4-9	0	0	0	0	0	0	0	0	0	0	0	0	0	0	0	0-0
4-10	0	2	0	0	0	0	0	0	0	0	0	1	0	1	0	1-4
4-All	1	11	0	0	4	0	1	0	1	0	1	0	5	1	11	25



## ■ Big Plays (More than 20 Yards)

### ■ 20-Yard Plus Plays

#### By Tennessee (59)

Yards	Type	Player(s)	Opponent
*81	Pass	Hunter from Bray	Montana
60	KR	Young, D.	LSU
58	Pass	Rogers, D. from Bray	Buffalo
56	Pass	Rogers, D. from Bray	Buffalo
54	INT	Prentiss Waggoner	S. Carolina
50	Pass	Neal from Worley	Arkansas
50	KR	Young, D.	Georgia
48	Pass	D. Rogers from Worley	Arkansas
*47	Pass	D. Rogers from Worley	MTSU
*47	Pass	Rogers, D. from Bray	Montana
45	Rush	Marlin Lane	Arkansas
44	KR	Fugate, C.	Montana
44	Pass	Rogers, D. from Simms	LSU
43	PR	Young, D.	Buffalo
39	KR	Devrin Young	MTSU
38	KR	Devrin Young	S. Carolina
38	Pass	Neal from Simms	LSU
*37	INT	Evans, A.	Montana
36	KR	Young, D.	LSU
35	Pass	Arnett from Worley	MTSU
35	KR	Lane, M.	Florida
34	KR	Young, D.	Buffalo
*33	Pass	Hunter, J. from Bray	Cincinnati
32	Pass	Poole, T. from Bray	Buffalo
32	Pass	Hunter, J. from Bray	Montana
30	Rush	Darr, M.	Buffalo
29	KR	Rogers, D.	Montana
28	Rush	Poole, T.	Montana
27	KR	Poole, T.	Montana
27	Pass	Lane, M. from Bray	Georgia
26	Pass	Arnett from Worley	S. Carolina
26	KR	Marlin Lane	Alabama
26	Pass	Rogers, D. from Bray	Buffalo
25	Pass	Arnett from Worley	S. Carolina
25	KR	Devrin Young	South Carolina
25	KR	Devrin Young	Alabama
25	Rush	Poole, T.	Buffalo
25	KR	Poole, T.	S. Carolina
24	KR	Devrin Young	Arkansas
24	KR	Devrin Young	Alabama
24	KR	Rogers, D.	Cincinnati
24	KR	Rogers, D.	Cincinnati
23	KR	Marlin Lane	Alabama
23	KR	Young, D.	Georgia
23	Pass	Hunter, J. from Bray	Cincinnati
22	INT	Austin Johnson	MTSU
22	Pass	D. Rogers from Worley	MTSU
22	KR	Young, D.	Georgia
22	KR	Rogers, D.	Cincinnati
22	Pass	Rogers, D. from Bray	Montana
22	Pass	Rogers, D. from Bray	Florida
22	Rush	Poole, T.	LSU
21	Pass	D. Rogers from Simms	Alabama
21	Pass	Downs, B. from Bray	Cincinnati
21	Pass	Young from Simms	LSU
20	KR	Devrin Young	Alabama
*20	Rush	Neal, R.	Buffalo
20	PR	Young, D.	Georgia
20	Pass	Rivera, M. from Bray	Florida

### ■ 20-Yard Plus Plays

#### By Opponent (53)

Yards	Type	Player(s)	Opponent
89	INT	Claiborne, M.	LSU
*83	Pass	Rainey from Brantley	Florida
*80	Pass	Sambrano from Johnson	Montana
*71	Rush	Dennis Johnson	Arkansas
71	Pass	Mitchell from Murray	Georgia
69	Pass	Maze from McCarron	Alabama
*68	Rush	Anderson, C.	Buffalo
*65	Rush	Pead, I.	Cincinnati
*60	PR	Joe Adams	Arkansas
46	Pass	Woods from Collaros	Cincinnati
45	Pass	Randle from Lee	LSU
43	Pass	Mitchell from Murray	Georgia
40	Rush	Broderick Green	Arkansas
*40	Pass	Adams from Wilson	Arkansas
40	Pass	Wright from Wilson	Arkansas
40	Pass	Young from Anderson	Buffalo
*39	Pass	Bell from McCarron	Alabama
34	KR	Beckham, O.	LSU
34	KR	Claiborne, M.	LSU
32	Pass	Warren from Johnson	Montana
31	KR	Patton, S.	Florida
29	INT	D. Hightower	Alabama
28	Rush	Demps, J.	Florida
28	Pass	Demps from Brantley	Florida
27	Rush	Pead, I.	Cincinnati
27	Rush	Nguyen, P.	Montana
26	Pass	Wright from Wilson	Arkansas
*26	Rush	D. Curtis	Arkansas
26	KR	Jackson, T.	Buffalo
24	Pass	ohnson from Wilson	Arkansas
24	Rush	Wilds, B.	S. Carolina
24	Pass	Thompkins from Collaros	Cincinnati
24	Rush	Rainey, C.	Florida
23	KR	Russell, E.	MTSU
*23	Pass	Anderson from Shaw	S. Carolina
23	KR	Swearinger, D.J.	S. Carolina
23	KR	Patton, S.	Florida
23	KR	Abernathy, R.D.	Cincinnati
23	Rush	Pead, I.	Cincinnati
23	KR	Abernathy, R.D.	Cincinnati
22	Pass	Richardson from McCarron	Alabama
21	Pass	Herndon from Mitchell	Arkansas
21	Pass	Hanks from McCarron	Alabama
21	Rush	Anderson, C.	Buffalo
21	KR	Jackson, T.	Buffalo
21	Pass	Rainey from Brantley	Florida
21	Rush	Thomas, C.	Georgia
21	KR	Sambrano, J.	Montana
20	Pass	Hanks from McCarron	Alabama
20	KR	Marquis Maze	Alabama
20	Pass	Maze from McCarron	Alabama
20	KR	Drane, D.	Cincinnati
20	KR	Sambrano, J.	Montana

\* touchdown scored on play

### ■ Long Plays By the Numbers

Long Plays By Yards	No.	TD
100+	0	0
90-99	0	0
80-89	1	1
70-79	0	0
60-69	1	0
50-59	5	0
40-49	7	2
30-39	12	2
20-29	33	1

Long Plays By Type	No.	TD
Rushing	6	1
Passing	25	4
Punt returns	2	0
Kick returns	23	0
Interceptions	3	1
Fumble returns	0	0
Other	0	0
<b>TOTAL</b>	<b>59</b>	<b>6</b>

### ■ 20-Yards-Plus By Player

Player	No.	TD	R	P	KR	PR	IR	FR
Devrin Young	16	0	0	1	13	2	0	0
Da'Rick Rogers	15	2	0	11	4	0	0	0
Tauren Poole	6	0	3	1	2	0	0	0
Marlin Lane	5	0	1	1	3	0	0	0
Justin Hunter	4	2	0	4	0	0	0	0
Rajion Neal	3	1	1	2	0	0	0	0
DeAnthony Arnett	3	0	0	3	0	0	0	0
Art Evans	1	1	0	0	0	0	1	0
Channing Fugate	1	0	0	0	1	0	0	0
Prentiss Waggoner	1	0	0	0	0	0	1	0
Matt Darr	1	0	1	0	0	0	0	0
Austin Johnson	1	0	0	0	0	0	1	0
Brendan Downs	1	0	0	1	0	0	0	0
Mychal Rivera	1	0	0	1	0	0	0	0
<b>TOTAL</b>	<b>59</b>	<b>6</b>	<b>6</b>	<b>25</b>	<b>23</b>	<b>2</b>	<b>3</b>	<b>0</b>

### ■ Longest Plays of the Year

<b>Rushing</b>	45	Marlin Lane vs Arkansas (11/12/2011)
<b>Rushing Touchdown</b>	20	Rajion Neal vs Buffalo (10/1/2011)
<b>Passing</b>	81	Justin Hunter from Tyler Bray vs Montana (9/3/2011)
<b>Passing Touchdown</b>	81	Justin Hunter from Tyler Bray vs Montana (9/3/2011)
<b>Punt Return</b>	43	Devrin Young vs Buffalo (10/1/2011)
<b>Kick Return</b>	60	Devrin Young vs LSU (10/15/2011)
<b>Interception Return</b>	54	Prentiss Waggoner vs South Carolina (10/29/2011)
<b>Fumble Return</b>	19	A.J. Johnson at Florida (9/17/2011)
<b>Punt</b>	53	Matt Darr vs Arkansas (11/12/2011)
<b>Field Goal</b>	52	Michael Palardy vs Alabama (10/22/2011)

## ■ Team Totals

### ■ Team Totals Game-by-Game

	Score	1st Downs	Rushing (No-Yds-TD)	Passing (C-A-I-Yds-TD)	Total Offense (Ply-Yds)	Punts No-Avg	Fumbles No-Lost	Penalties No-Yds	KO Ret. No-Yds	Punt Ret. No-Yds	Int. Ret. No-Yds	3rd-Dn Convs.	Time of Poss.
TENNESSEE	42	19	46-128-2	18-25-0-311-3	71-439	4-37.2	6-0	6-40	3-100	5-23	1-37	10 of 17	35:19
Montana	16	18	30-111-1	20-38-1-235-1	68-346	8-42.8	2-2	4-44	7-114	1-2	0-0	7 of 16	24:41
TENNESSEE	45	34	35-126-2	34-41-0-405-4	76-531	1-35.0	2-2	7-63	4-88	1-0	0-0	10 of 13	37:23
Cincinnati	23	18	26-166-1	21-34-0-230-2	60-396	3-42.0	2-0	4-40	5-85	0-0	0-0	5 of 12	22:37
TENNESSEE	23	23	21-(-9)-0	26-48-2-288-3	69-279	4-171	2-0	10-94	5-90	2-13	0-0	4 of 12	29:17
at Florida	33	17	40-134-1	14-23-0-213-2	63-347	4-154	1-1	16-150	5-105	3-21	2-0	4 of 13	30:43
TENNESSEE	41	27	44-199-1	21-31-0-342-4	75-541	1-29	4-2	2-15	3-47	1-43	0-0	12 of 16	38:10
Buffalo	10	10	28-148-1	10-25-0-116-0	53-264	5-200	2-1	3-15	7-119	1-12	0-0	3 of 13	21:50
TENNESSEE	12	17	23-(-20)-0	22-40-0-290-0	63-270	4-169	4-0	8-40	4-108	2-19	0-0	4 of 13	26:17
Georgia	20	20	38-139-2	15-25-0-227-0	63-366	4-166	1-0	8-75	1-17	0-0	0-0	3 of 12	33:43
TENNESSEE	7	11	29-111-1	6-20-2-128-0	49-239	5-189	0-0	6-68	5-135	0-0	0-0	4 of 10	21:41
LSU	38	24	49-225-2	13-17-0-138-3	69-383	4-180	0-0	8-61	2-68	3-32	2-99	6 of 12	38:41
TENNESSEE	6	6	32-92-0	9-18-1-63-0	50-155	5-200	2-1	4-25	7-149	1-11	1-19	2 of 14	27:42
at Alabama	37	19	38-143-3	18-28-1-294-1	66-437	2-81	1-0	5-38	3-36	1-4	1-29	7 of 14	32:18
TENNESSEE	3	10	21-35-0	15-38-2-151-0	59-186	5-180	0-0	7-43	3-88	0-0	1-54	2 of 14	23:42
South Carolina	14	20	53-231-1	10-18-1-87-1	71-318	5-169	2-2	4-35	1-23	1-3	2-0	10 of 18	36:18
TENNESSEE	24	22	45-120-2	23-33-0-291-1	78-411	5-190	2-0	4-45	1-39	3-19	2-39	10 of 17	39:14
MTSU	0	13	21-97-0	18-31-2-133-0	52-230	6-257	2-1	1-10	4-74	0-0	0-0	3 of 11	20:46
TENNESSEE	7	16	42-138-1	18-35-1-238-0	77-376	8-272	1-0	5-36	4-62	0-0	1-(-2)	4 of 18	37:06
at Arkansas	49	21	30-254-3	17-27-1-245-3	57-499	3-148	2-1	7-58	1-9	1-60	1-7	5 of 9	22:54
TENNESSEE													
Vanderbilt													
TENNESSEE													
at Kentucky													

### ■ Starting Lineups

Offense	TE/WR	LT	LG	C	RG	RT	WR	WR	QB	TB	FB/TE/WR	PK
MONTANA	M. Rivera	D. Thomas	A. Bullard	J. Stone	Z. Fulton	J. James	J. Hunter	D. Rogers	T. Bray	T. Poole	C. Fugate	M. Palardy
CINCINNATI	M. Rivera	D. Thomas	A. Bullard	J. Stone	Z. Fulton	J. James	J. Hunter	D. Rogers	T. Bray	T. Poole	B. Bartholomew	M. Palardy
at Florida	M. Rivera	D. Thomas	A. Bullard	J. Stone	Z. Fulton	J. James	J. Hunter	D. Rogers	T. Bray	T. Poole	B. Bartholomew	M. Palardy
BUFFALO	M. Rivera	D. Thomas	A. Bullard	J. Stone	Z. Fulton	J. James	Z. Rogers	D. Rogers	T. Bray	T. Poole	B. Downs	M. Palardy
GEORGIA	M. Rivera	D. Thomas	A. Bullard	J. Stone	Z. Fulton	J. James	Z. Rogers	D. Rogers	T. Bray	T. Poole	B. Bartholomew	M. Palardy
LSU	M. Rivera	D. Thomas	A. Bullard	J. Stone	Z. Fulton	J. James	Z. Rogers	D. Rogers	M. Simms	T. Poole	B. Bartholomew	M. Palardy
at Alabama	M. Rivera	D. Thomas	J. Stone	A. Bullard	Z. Fulton	J. James	Z. Rogers	D. Rogers	M. Simms	T. Poole	D. Young	M. Palardy
SOUTH CAROLINA	M. Rivera	D. Thomas	M. Jackson	A. Bullard	Z. Fulton	J. James	R. Neal	D. Rogers	J. Worley	T. Poole	B. Bartholomew	M. Palardy
MTSU	M. Rivera	D. Thomas	M. Jackson	A. Bullard	Z. Fulton	J. James	Z. Rogers	D. Rogers	J. Worley	T. Poole	B. Bartholomew	D. Brodus
at Arkansas	D. Arnett	D. Thomas	M. Jackson	A. Bullard	Z. Fulton	J. James	Z. Rogers	D. Rogers	J. Worley	T. Poole	B. Bartholomew	M. Palardy
VANDERBILT												
at Kentucky												

Defense	LE/DB	DT	NT	RE	SLB/DB	MLB	WLB	LCB	SS	FS	RCB	P
MONTANA	J. Smith	Mal. Jackson	D. Hood	B. Martin	C. Maggitt	Aus. Johnson	A.J. Johnson	J. Coleman	B. Brewer	P. Waggner	M. Teague	M. Darr
CINCINNATI	B. Randolph	Mal. Jackson	D. Hood	B. Martin	C. Maggitt	Aus. Johnson	D. Vereen	J. Coleman	B. Brewer	P. Waggner	M. Teague	M. Darr
at Florida	J. Smith	Mal. Jackson	D. Hood	M. Walls	C. Maggitt	Aus. Johnson	A.J. Johnson	A. Evans	B. Brewer	P. Waggner	M. Teague	M. Palardy
BUFFALO	J. Smith	Mal. Jackson	D. Hood	M. Walls	B. Randolph	Aus. Johnson	D. Vereen	I. Lanier	B. Brewer	P. Waggner	M. Teague	M. Darr
GEORGIA	J. Smith	Mal. Jackson	D. Hood	M. Walls	C. Maggitt	Aus. Johnson	A.J. Johnson	I. Lanier	B. Brewer	P. Waggner	M. Teague	M. Darr
LSU	J. Smith	Mal. Jackson	D. Hood	M. Walls	C. Maggitt	Aus. Johnson	A.J. Johnson	I. Lanier	B. Brewer	P. Waggner	M. Teague	M. Darr
at Alabama	J. Smith	Mal. Jackson	D. Hood	B. Martin	C. Maggitt	Aus. Johnson	A.J. Johnson	I. Lanier	B. Brewer	B. Randolph	P. Waggner	M. Palardy
SOUTH CAROLINA	J. Smith	Mal. Jackson	M. Couch	B. Martin	B. Moore	Aus. Johnson	A.J. Johnson	I. Lanier	B. Brewer	B. Randolph	P. Waggner	M. Palardy
MTSU	J. Smith	Mal. Jackson	D. Hood	B. Martin	B. Moore	Aus. Johnson	A.J. Johnson	I. Lanier	B. Randolph	P. Waggner	J. Coleman	M. Darr
at Arkansas	W. Bohannon	Mal. Jackson	M. Couch	B. Martin	E. Gordon	Aus. Johnson	A.J. Johnson	I. Lanier	B. Randolph	P. Waggner	J. Coleman	M. Darr
VANDERBILT												
at Kentucky												

### ■ Starting Experience

Offense	'08	'09	'10	'11	Tot	Strk	Defense	'08	'09	'10	'11	Tot	Strk	Special Teams	'08	'09	'10	'11	Tot	Strk
Anthony Anderson, WR	.	1	.	.	1	.	Joseph Ayres, DT	.	.	1	.	1	.	Matt Darr, P	.	.	.	7	7	2
DeAnthony Arnett, WR	.	.	.	1	1	1	Willie Bohannon, DE	.	1	.	1	2	1	Derrick Brodus, PK	.	.	.	1	1	.
Ben Bartholomew, FB	.	.	.	7	7	3	Brent Brewer, DB	.	.	6	8	14	.	Michael Palardy, PK	.	.	6	9	15	1
Alex Bullard, OG/C	.	.	.	10	10	10	Justin Coleman, DB	.	.	.	4	4	2	<b>Totals</b>	-	-	<b>6</b>	<b>17</b>	<b>23</b>	-
Tyler Bray, QB	.	.	5	5	10	.	Maurice Couch, DL	.	.	.	2	2	1							
Brendan Downs, TE	.	.	.	1	1	.	Art Evans, DB	.	12	6	1	19	.							
Channing Fugate, FB	.	.	5	1	6	.	Eric Gordon, DB	.	.	6	1	7	1							
Zach Fulton, OG	.	.	5	10	16	12	Daniel Hood, DT	.	.	-	8	8	.							
Darin Gooch, C	.	.	6	.	6	.	Malik Jackson, DL	.	.	12	10	22	19							
Justin Hunter, WR	.	.	2	3	5	.	A.J. Johnson, LB	.	.	.	8	8	6							
Marcus Jackson, OG	.	.	.	3	3	3	Austin Johnson, LB	.	.	.	10	10	10							
Ja'Wuan James, OT	.	.	13	10	23	23	Greg King, LB	.	2	.	.	2	-							
Rajion Neal, WR	.	.	.	1	1	.	Izauea Lanier, CB	.	.	.	7	7	7							
Tauren Poole, TB	.	.	13	10	23	23	Herman Lathers, LB	.	5	12	.	17	.							
Mychal Rivera, TE	.	.	.	9	9	.	Curt Maggitt, LB	.	.	.	6	6	.							
Da'Rick Rogers, WR	.	.	.	10	10	10	Ben Martin, DE	.	11	-	6	17	4							
Zach Rogers, WR	.	.	4	6	10	2	Corey Miller, DL	.	.	2	.	2	.							
Matt Simms, QB	.	.	8	2	10	.	Byron Moore, DB	.	.	.	2	2	.							
James Stone, C/OG	.	.	8	7	15	.	Brian Randolph, S	.	.	.	6	6	4							
Dallas Thomas, OT	.	.	13	10	23	23	Jacques Smith, DE	.	.	.	8	8	.							
Justin Worley, QB	.	.	.	3	3	3	Marsalis Teague, DB	.	*5	8	6	19	.							
Devrin Young, WR	.	.	.	1	1	.	Daryl Vereen, LB	.	.	1	2	3	.							
<b>Totals</b>	-	<b>1</b>	<b>82</b>	<b>110</b>	<b>194</b>	-	Prentiss Waggner, DB	.	2	13	10	25	23							
*Anderson's one start in 2009 was at defensive back.							Marlon Walls, DE	.	.	.	4	4	.							
							<b>Totals</b>	-	<b>38</b>	<b>67</b>	<b>110</b>	<b>215</b>	-							
							*Teague's five starts in 2009 were at wide receiver.													

## ■ Tennessee Miscellaneous Statistics

### ■ 3rd-Down Conversions

Date	Opponent	Score	Overall	1st Qtr	2nd Qtr	3rd Qtr	4th Qtr	OT Qtr
Sept 3	Montana	W 42-16	10-17 58.8%	3-5 60.0%	3-5 60.0%	3-4 75.0%	1-3 33.3%	
Sep 10	Cincinnati	W 45-23	10-13 76.9%	2-2 100.0%	1-3 33.3%	4-4 100.0%	3-4 75.0%	
Sep 17	at Florida	L 23-33	4-12 33.3%	1-2 50.0%	1-4 25.0%	2-4 50.0%	0-2 0.0%	
Oct 1	Buffalo	W 41-10	12-16 75.0%	2-3 66.7%	5-5 100.0%	2-3 66.7%	3-5 60.0%	
Oct 8	Georgia	L 12-20	4-13 30.8%	3-4 75.0%	1-3 33.3%	0-3 0.0%	0-3 0.0%	
Oct 15	LSU	L 7-38	4-10 40.0%	0-3 0.0%	1-2 50.0%	2-3 66.7%	1-2 50.0%	
Oct 22	at Alabama	L 6-37	2-14 14.3%	1-5 20.0%	1-4 25.0%	0-4 0.0%	0-1 0.0%	
Oct 29	South Carolina	L 3-14	2-14 14.3%	2-7 28.6%	0-3 0.0%	0-0 0.0%	0-4 0.0%	
Nov. 5	MTSU	W 24-0	10-17 58.8%	3-4 75.0%	3-5 60.0%	2-4 50.0%	2-4 50.0%	
Nov 12	at Arkansas	L 7-49	4-18 22.2%	1-5 20.0%	2-5 40.0%	1-4 25.0%	0-4 0.0%	
<b>Tennessee</b>			<b>62-144 43.1%</b>	<b>18-40 45.0%</b>	<b>18-39 46.2%</b>	<b>16-33 48.5%</b>	<b>10-32 31.2%</b>	<b>0-0 0.0%</b>
<b>Opponents</b>			<b>53-130 40.8%</b>	<b>9-31 29.0%</b>	<b>10-36 27.8%</b>	<b>18-31 58.1%</b>	<b>16-32 50.0%</b>	<b>0-0 0.0%</b>

### ■ 4th-Down Conversions

Date	Opponent	Score	Overall	1st Qtr	2nd Qtr	3rd Qtr	4th Qtr	OT Qtr
Sept 3	Montana	W 42-16	1-3 33.3%	0-0 0.0%	1-1 100.0%	0-1 0.0%	0-1 0.0%	
Sep 10	Cincinnati	W 45-23	0-0 0.0%	0-0 0.0%	0-0 0.0%	0-0 0.0%	0-0 0.0%	
Sep 17	at Florida	L 23-33	0-1 0.0%	0-0 0.0%	0-0 0.0%	0-0 0.0%	0-1 0.0%	
Oct 1	Buffalo	W 41-10	1-1 100.0%	0-0 0.0%	0-0 0.0%	0-0 0.0%	1-1 100.0%	
Oct 8	Georgia	L 12-20	3-3 100.0%	0-0 0.0%	1-1 100.0%	0-0 0.0%	2-2 100.0%	
Oct 15	LSU	L 7-38	0-1 0.0%	0-0 0.0%	0-0 0.0%	0-0 0.0%	0-1 0.0%	
Oct 22	at Alabama	L 6-37	2-5 40.0%	1-2 50.0%	1-1 100.0%	0-1 0.0%	0-1 0.0%	
Oct 29	South Carolina	L 3-14	3-5 60.0%	1-1 100.0%	0-1 0.0%	0-0 0.0%	2-3 66.7%	
Nov. 5	MTSU	W 24-0	0-2 0.0%	0-0 0.0%	0-0 0.0%	0-0 0.0%	0-2 0.0%	
Nov 12	at Arkansas	L 7-49	1-4 25.0%	1-2 50.0%	0-0 0.0%	0-2 0.0%	0-0 0.0%	
<b>Tennessee</b>			<b>11-25 44.0%</b>	<b>3-5 60.0%</b>	<b>3-4 75.0%</b>	<b>0-4 0.0%</b>	<b>5-12 41.7%</b>	<b>0-0 0.0%</b>
<b>Opponents</b>			<b>7-15 46.7%</b>	<b>3-3 100.0%</b>	<b>1-4 25.0%</b>	<b>1-4 25.0%</b>	<b>2-4 50.0%</b>	<b>0-0 0.0%</b>

### ■ Time of Possession

Date	Opponent	Score	Overall	1st Qtr	2nd Qtr	3rd Qtr	4th Qtr	OT Qtr
Sept 3	Montana	W 42-16	35:19	9:11	11:04	7:14	7:50	
Sep 10	Cincinnati	W 45-23	37:23	8:54	8:53	10:29	9:07	
Sep 17	at Florida	L 23-33	29:17	6:20	7:35	9:27	5:55	
Oct 1	Buffalo	W 41-10	38:10	8:54	10:02	9:11	10:03	
Oct 8	Georgia	L 12-20	26:17	6:03	9:06	6:22	4:46	
Oct 15	LSU	L 7-38	21:41	6:42	6:58	5:14	2:47	
Oct 22	at Alabama	L 6-37	27:42	9:31	6:37	8:42	2:52	
Oct 29	South Carolina	L 3-14	23:42	11:15	6:34	1:33	4:20	
Nov. 5	MTSU	W 24-0	39:14	8:30	11:03	8:21	11:20	
Nov 12	at Arkansas	L 7-49	37:06	9:40	10:44	7:42	9:00	
<b>Tennessee Total</b>			<b>315:51</b>	<b>85:00</b>	<b>88:36</b>	<b>74:15</b>	<b>68:00</b>	<b>0:00</b>
<b>Avg.</b>			<b>31:35</b>	<b>8:30</b>	<b>8:51</b>	<b>7:25</b>	<b>6:48</b>	<b>0:00</b>
<b>Opponents Total</b>			<b>284:09</b>	<b>65:00</b>	<b>61:24</b>	<b>75:45</b>	<b>82:00</b>	<b>0:00</b>
<b>Avg.</b>			<b>28:24</b>	<b>6:30</b>	<b>6:08</b>	<b>7:34</b>	<b>8:12</b>	<b>0:00</b>

## 2011 Red-Zone Stats

### ■ Tennessee Inside Opponent Red-Zone

Date	Opponent	Score	Times In RZ	Times Scored	Total Pts	Rush TDs	Pass TDs	FGs Made	---- Failed to score inside RZ ---						
Sept 3	Montana	W, 42-16	4	3	21	3	2	1	0	FGA	Downs	Int	Fumb	Half	Game
Sep 10	Cincinnati	W, 45-23	6	6	38	5	2	3	1	0	0	0	0	0	0
Sep 17	at Florida	L, 23-33	5	4	23	3	0	3	1	1	0	0	0	0	0
Oct 1	Buffalo	W, 41-10	7	7	41	5	1	4	2	0	0	0	0	0	0
Oct 8	Georgia	L, 12-20	2	2	9	1	1	0	1	0	0	0	0	0	0
Oct 15	LSU	L, 7-38	1	1	7	1	1	0	0	0	0	0	0	0	0
Oct 22	at Alabama	L, 6-37	0	0	0	0	0	0	0	0	0	0	0	0	0
Oct 29	S. Carolina	L, 3-14	2	1	3	0	0	0	1	0	0	1	0	0	0
Nov 5	MTSU	W, 24-0	4	3	17	2	2	0	1	0	1	0	0	0	0
*Nov 12	at Arkansas	L, 7-49	2	1	7	1	1	0	0	0	0	1	0	0	0
Nov 19	Vanderbilt														
Nov 26	at Kentucky														
<b>Totals</b>			<b>33</b>	<b>28</b>	<b>166</b>	<b>21</b>	<b>10</b>	<b>11</b>	<b>7</b>	<b>1</b>	<b>2</b>	<b>2</b>	<b>0</b>	<b>0</b>	<b>0</b>
			<b>28 of 33 (84.8%)</b>												

### ■ Opponent Inside Tennessee Red-Zone

Date	Opponent	Score	Times In RZ	Times Scored	Total Pts	Rush TDs	Pass TDs	FGs Made	---- Failed to score inside RZ ---						
Sept 3	Montana	W, 42-16	2	1	7	1	1	0	0	FGA	Downs	Int	Fumb	Half	Game
Sep 10	Cincinnati	W, 45-23	3	3	16	2	0	2	1	0	0	0	0	0	0
Sep 17	at Florida	L, 23-33	4	4	20	2	1	1	2	0	0	0	0	0	0
Oct 1	Buffalo	W, 41-10	2	1	13	0	0	0	1	0	1	0	0	0	0
Oct 8	Georgia	L, 12-20	4	4	20	2	2	0	2	0	0	0	0	0	0
Oct 15	LSU	L, 7-38	6	6	38	5	2	3	1	0	0	0	0	0	0
Oct 22	at Alabama	L, 6-37	7	5	27	3	3	0	2	0	1	0	0	1	0
Oct 29	S. Carolina	L, 3-14	2	1	7	1	1	0	0	0	0	0	0	1	0
Nov. 5	MTSU	W, 24-0	1	0	0	0	0	0	0	0	1	0	0	0	0
Nov 12	at Arkansas	L, 7-49	3	3	21	3	1	2	0	0	0	0	0	0	0
Nov 19	Vanderbilt														
Nov 26	at Kentucky														
<b>Totals</b>			<b>34</b>	<b>28</b>	<b>159</b>	<b>19</b>	<b>11</b>	<b>8</b>	<b>9</b>	<b>0</b>	<b>4</b>	<b>0</b>	<b>0</b>	<b>2</b>	<b>0</b>
			<b>28 of 34 (82.4%)</b>												

## VIDEO REVIEW

1. The Vols were unsuccessful in their first request for a video review of the season as they challenged a 12-yard reception for a first down in the third quarter of their game against Montana on Sept. 3.

2. Tennessee was successful with its second challenge when a 38-yard reception by Rajion Neal, originally ruled incomplete, was overturned following video replay in the first quarter of the game against LSU on Oct. 15.

3. Tennessee unsuccessfully challenged the spot on a fourth-down sneak attempt by Matt Simms in the third quarter at Alabama.

4. The Vols challenged a first-quarter fumble by Da'Rick Rogers at Arkansas and were successful as the play was overturned.



## ■ Offensive Game-by-Game

### ■ Passing

#8 TYLER BRAY	Att	Comp	Int	Pct	Yards	TD	Long	Sack	Yds	Effic
Montana	24	17	0	70.8	293	3	81	3	21	214.6
Cincinnati	41	34	0	82.9	405	4	33	0	0	198.1
Florida	48	26	2	54.2	288	3	22	3	26	116.9
Buffalo	30	21	0	70.0	342	4	58	1	9	209.8
Georgia	33	18	0	54.5	251	0	27	1	14	118.4
<b>TOTALS</b>	<b>176</b>	<b>116</b>	<b>2</b>	<b>65.9</b>	<b>1579</b>	<b>14</b>	<b>81</b>	<b>8</b>	<b>70</b>	<b>165.2</b>

#12 MATT SIMMS	Att	Comp	Int	Pct	Yards	TD	Long	Sack	Yds	Effic
Montana	1	1	0	100.0	18	0	18	0	0	251.2
Buffalo	1	0	0	0.0	0	0	0	0	0	0.0
Georgia	6	4	0	66.7	39	0	19	1	17	121.3
LSU	20	6	2	30.0	128	0	44	0	0	63.8
Alabama	17	8	1	47.1	58	0	21	2	9	64.0
South Carolina	12	5	0	41.7	46	0	14	0	0	73.9
Arkansas	5	3	0	60.0	30	0	12	0	0	110.4
<b>TOTALS</b>	<b>62</b>	<b>27</b>	<b>3</b>	<b>43.5</b>	<b>319</b>	<b>0</b>	<b>44</b>	<b>4</b>	<b>27</b>	<b>77.1</b>

#14 JUSTIN WORLEY	Att	Comp	Int	Pct	Yards	TD	Long	Sack	Yds	Effic
Alabama	0	0	0	0.0	0	0	0	0	0	0.0
South Carolina	26	10	2	38.5	105	0	26	1	6	57.0
Middle Tennessee	32	23	0	71.9	291	1	47	1	6	158.6
Arkansas	29	15	1	51.7	208	0	50	1	11	105.1
<b>TOTALS</b>	<b>87</b>	<b>48</b>	<b>3</b>	<b>55.2</b>	<b>604</b>	<b>1</b>	<b>50</b>	<b>3</b>	<b>23</b>	<b>110.4</b>

### ■ Rushing

Player	No-Yds-TD	MONT	CIN	UF	BUF	UGA	LSU	ALA	SC	MTSU	ARK	VU	UK
Poole, T.	159-554/4	24-98/1	21-101/0	9-18/0	17-101/0	7-7/0	19-70/1	19-67/0	18-38/0	11-13/2	14-41/0		
Lane, M.	68-255/2	10-35/1	8-16/1	5-9/0	7-28/0	7-8/0	6-43/0	7-21/0	-	9-37/0	9-58/0		
Neal, R.	19-101/2	2-7/0	3-10/0	DNP	3-20/1	2-7/0	1-5/0	1-6/0	-	3-22/0	4-24/1		
Toney, J.	30-74/0	DNP	DNP	DNP	DNP	DNP	DNP	DNP	-	19-52/0	11-22/0		
Smith, T.	13-34/0	3-6/0	DNP	DNP	10-28/0	DNP	DNP	DNP	DNP	DNP	-		
Darr, M.	1-30/0	-	-	-	1-30/0	-	-	DNP	-	-	-		
Young, D.	6-9/0	DNP	DNP	DNP	1-6/0	-	2-5/0	1-6/0	-	1-3/0	1-1/0		
Rogers, D.	2-1/0	-	1-4/0	-	-	-	-	-	-	-	1-3/0		
Simms, M.	8-22/1	-	DNP	DNP	-	4-17/1	-	3-8/0	1-3/0	DNP	-		
Worley, J.	7-22/0	DNP	DNP	DNP	DNP	DNP	DNP	1-0/0	2-6/0	2-7/0	2-9/0		
TEAM	5-33/0	1-1/0	DNP	1-13/0	1-2/0	1-15/0	1-2/0	DNP	DNP	-	-		
Bray, T.	20-60/1	6-17/0	2-3/1	6-23/0	4-12/0	2-11/0	DNP	DNP	DNP	DNP	DNP		

### ■ Receiving

Player	No-Yds-TD	MONT	CIN	UF	BUF	UGA	LSU	ALA	SC	MTSU	ARK	VU	UK
Rogers, D.	55-886/7	5-100/1	10-100/2	5-62/1	7-180/2	5-71/0	3-63/0	2-32/0	4-35/0	9-137/1	5-106/0		
Rivera, M.	26-315/1	-	6-54/0	5-71/1	3-38/0	5-85/0	-	1-13/0	2-15/0	3-32/0	1-7/0		
Hunter, J.	17-314/2	6-146/1	10-156/1	1-12/0	DNP	DNP	DNP	DNP	DNP	DNP	DNP		
Arnett, D.	21-222/2	-	-	8-59/0	3-27/2	3-22/0	-	-	3-59/0	3-47/0	1-8/0		
Rogers, Z.	13-170/1	1-14/0	2-25/1	2-34/0	2-24/0	1-19/0	-	-	2-24/0	1-13/0	2-17/0		
Lane, M.	16-159/2	2-16/1	-	2-26/1	2-15/0	6-84/0	-	-	1-6/0	-	3-12/0		
Neal, R.	9-144/0	-	-	DNP	1-14/0	-	1-38/0	1-1/0	2-10/0	1-18/0	3-63/0		
Poole, T.	15-131/0	-	3-30/0	1-6/0	1-32/0	1-7/0	-	3-10/0	1-2/0	3-28/0	2-16/0		
Bartholomew, B.	6-54/0	1-18/0	1-8/0	-	2-12/0	-	1-6/0	-	-	1-10/0	-		
Downs, B.	3-34/0	-	2-32/0	-	-	1-2/0	-	-	DNP	-	DNP		
Young, D.	3-25/0	DNP	DNP	DNP	-	-	1-21/0	1-2/0	-	1-2/0	-		
Fugate, C.	3-17/0	3-17/0	-	-	-	-	-	-	-	-	-		
Dallas, V.	2-15/0	-	-	1-6/0	-	-	-	-	-	-	1-9/0		
Milton, M.	1-12/0	DNP	DNP	1-12/0	-	DNP	-	DNP	-	-	-		
Anderson, A.	1-5/0	-	-	-	-	-	-	1-5/0	-	-	-		
Clear, C.	1-4/0	-	-	-	-	-	-	-	-	1-4/0	-		

### ■ Punt Returns

Player	No-Yds	MONT	CIN	UF	BUF	UGA	LSU	ALA	SC	MTSU	ARK	VU	UK
Young, D.	7-92	DNP	DNP	DNP	1-43	2-19	-	1-11	-	3-19	-		
Lane, M.	7-36	4-23	1-0	2-13	-	-	-	-	-	-	-		
TEAM	1-0	1-0	DNP	-	-	-	-	DNP	DNP	-	-		

### ■ Kick Returns

Player	No-Yds	MONT	CIN	UF	BUF	UGA	LSU	ALA	SC	MTSU	ARK	VU	UK
Young, D.	23-558	DNP	DNP	DNP	2-51	4-108	5-135	5-100	2-63	1-39	4-62		
Lane, M.	7-143	-	1-18	4-76	-	-	-	2-49	-	-	-		
Rogers, D.	5-113	1-29	3-70	1-14	-	-	-	-	-	-	-		
Poole, T.	2-52	1-27	-	-	-	-	-	-	1-25	-	-		
Fugate, C.	1-44	1-44	-	-	-	-	-	-	-	-	-		
Clear, C.	1-4	-	-	-	1-4	-	-	-	-	-	-		

### ■ Field Goals

Player	FGM-FGA	MONT	CIN	UF	BUF	UGA	LSU	ALA	SC	MTSU	ARK	VU	UK
Palardy, M.	9-13	--	43, (37)	37, (20)	(28), (28)	51, (28), (43)	--	(40), (52)	(22), 47	--	--		
Brodus, D.	1-1	--	--	--	--	--	--	--	--	(21)	--		

### ■ Punting

Player	No-Yds-Avg	MONT	CIN	UF	BUF	UGA	LSU	ALA	SC	MTSU	ARK	VU	UK
Darr, M.	17-654-38.5	2-68-34.0	1-35-35.0	3-132-44.0	1-29-29.0	4-169-42.2	4-147-36.8	--	2-74-37.0	5-190-38.0	6-225-37.5		
Palardy, M.	12-468-39.0	2-81-40.5	--	1-39-39.0	--	--	1-42-42.0	5-200-40.0	3-106-35.3	--	2-47-23.5		

## ■ Defensive Game-by-Game

### ■ Total Tackles

Player	UA-A-TOT	MONT	CIN	UF	BUF	UGA	LSU	ALA	SC	MTSU	ARK	VU	UK
Johnson, A.J.	30-37-67	0-3	0-1	7-0	1-5	1-3	4-7	5-8	6-6	5-0	1-4		
Johnson, Aus.	37-28-65	2-2	3-3	6-1	3-3	5-6	5-1	2-3	5-5	4-3	2-1		
Jackson, Mal.	19-24-43	1-2	1-2	3-2	1-2	4-2	2-6	3-6	3-1	0-1	1-0		
Maggitt, C.	23-19-42	3-0	0-3	3-3	5-2	0-2	6-1	3-3	DNP	1-1	2-4		
Randolph, B.	32-8-40	1-0	1-1	1-1	3-0	-	8-1	7-1	5-1	4-0	2-3		
Waggnner, P.	34-6-40	2-0	3-0	4-2	4-0	10-1	1-0	0-1	5-0	3-1	2-1		
Lanier, I.	26-10-36	-	1-2	2-0	1-0	3-1	4-2	6-1	2-1	4-0	3-3		
Smith, J.	16-12-28	3-1	3-2	4-1	-	1-2	1-4	-	1-0	2-0	1-2		
Couch, M.	8-18-26	0-1	0-3	-	2-1	1-0	0-2	2-3	2-4	-	1-4		
Brewer, B.	16-8-24	2-1	2-4	4-0	1-0	1-1	1-1	-	5-1	DNP	DNP		
Bohannon, W.	7-14-21	1-1	0-1	2-0	0-3	-	3-0	0-3	1-2	0-1	0-3		
Teague, M.	9-10-19	1-2	2-1	1-1	-	3-2	1-3	-	DNP	1-0	0-1		
Wilks, R.	11-7-18	2-2	2-1	-	1-1	-	-	0-1	3-1	2-0	1-1		
Vereen, D.	11-7-18	4-2	1-2	0-1	4-1	1-1	-	1-0	-	-	-		
Walls, M.	12-6-18	2-2	1-0	2-0	1-0	2-0	1-0	0-1	3-1	0-2	-		
Gordon, E.	14-1-15	4-0	1-0	1-0	-	3-0	1-0	DNP	-	3-1	1-0		
Miller, C.	10-4-14	1-1	2-3	1-0	3-0	1-0	1-0	-	-	1-0	-		
Sapp, D.	10-4-14	2-0	2-2	1-0	-	-	1-0	-	3-2	1-0	-		
Martin, B.	6-5-11	1-1	-	-	-	2-1	1-1	1-1	1-1	-	-		
Evans, A.	10-0-10	3-0	3-0	3-0	1-0	-	-	-	-	-	-		
Coleman, J.	10-0-10	-	3-0	-	1-0	-	-	-	-	1-0	5-0		
Mi-Thornton, N.	2-6-8	0-1	-	-	-	DNP	-	1-3	-	1-1	0-1		
Hood, D.	3-5-8	0-1	0-1	1-0	1-0	0-2	1-0	-	-	-	0-1		
Ayres, J.	3-3-6	1-2	-	DNP	-	DNP	1-0	-	1-0	0-1	-		
Moore, B.	4-2-6	-	-	DNP	1-0	-	-	0-1	2-0	1-0	0-1		
Crump, R.	3-2-5	1-0	0-1	2-0	DNP	-	0-1	-	-	-	-		
Williams, J.	3-1-4	DNP	DNP	DNP	1-0	-	-	-	1-0	0-1	1-0		
Anderson, A.	3-1-4	-	0-1	-	-	-	3-0	-	-	-	-		
Propst, J.	0-3-3	0-3	-	-	-	-	-	-	-	-	-		
James, J.	2-0-2	-	-	-	-	-	-	1-0	-	-	1-0		
Rogers, Z.	1-0-1	-	-	-	-	-	1-0	-	-	-	-		
Dallas, V.	1-0-1	-	-	-	-	-	1-0	-	-	-	-		
Jackson, Mart.	1-0-1	DNP	DNP	DNP	DNP	DNP	DNP	DNP	DNP	1-0	DNP		
Jeffery, A.	0-1-1	DNP	DNP	DNP	DNP	DNP	DNP	DNP	DNP	0-1	DNP		

### ■ Sacks

Player	UA-A-TOT	MONT	CIN	UF	BUF	UGA	LSU	ALA	SC	MTSU	ARK	VU	UK
Jackson, Mal.	2-0-2.0	-	-	-	-	-	-	1.0-4	1.0-7	-	-		
Waggnner, P.	2-0-2.0	-	-	-	1.0-3	-	-	-	1.0-2	-	-		
Bohannon, W.	1-1-1.5	-	-	1.0-10	-	-	-	-	0.5-2	-	-		
Hood, D.	1-0-1.0	-	-	-	-	-	1.0-3	-	-	-	-		
Williams, J.	1-0-1.0	DNP	DNP	DNP	1.0-6	-	-	-	-	-	-		
Couch, M.	1-0-1.0	-	-	-	-	-	-	-	-	-	1.0-3		
Miller, C.	1-0-1.0	-	-	-	-	1.0-3	-	-	-	-	-		
Sapp, D.	1-0-1.0	-	1.0-6	-	-	-	-	-	-	-	-		
Walls, M.	1-0-1.0	-	-	-	-	-	-	-	-	-	-		
Vereen, D.	1-0-1.0	-	-	-	1.0-9	-	-	-	-	-	-		
Maggitt, C.	0-1-0.5	-	0.5-6	-	-	-	-	-	DNP	-	-		
Smith, J.	0-1-0.5	-	0.5-5	-	-	-	-	-	-	-	-		
Brewer, B.	0-1-0.5	-	-	-	-	-	-	-	0.5-2	DNP	DNP		

### ■ Tackles for Loss

Player	UA-A-TOT	MONT	CIN	UF	BUF	UGA	LSU	ALA	SC	MTSU	ARK	VU	UK
Jackson, Mal.	6-3-7.5	-	-	0.5-1	1.5-2	1.0-1	0.5-1	2.0-5	1.0-7	-	1.0-1		
Smith, J.	5-1-5.5	2.0-7	0.5-5	2.0-5	-	1.0-1	-	-	-	-	-		
Gordon, E.	5-0-5.0	1.0-2	-	-	-	2.0-4	-	DNP	-	2.0-4	-		
Couch, M.	2-4	4.0	-	0.5-0	-	-	-	0.5-0	0.5-1	1.5-3	-	1.0-3	
Johnson, Aus.	3-2-4.0	0.5-0	-	1.0-2	-	-	-	-	0.5-0	1.0-1	1.0-2		
Johnson, A.J.	1-5-3.5	0.5-0	0.5-1	-	1.0-1	-	-	1.5-1	-	-	-		
Brewer, B.	2-2-3.0	0.5-2	-	1.0-1	-	-	1.0-3	-	0.5-2	DNP	DNP		
Walls, M.	2-2-3.0	0.5-1	-	-	1.0-6	-	1.0-1	0.5-1	-	-	-		
Maggitt, C.	1-4-3.0	-	0.5-6	0.5-2	0.5-0	-	-	0.5-2	DNP	-	1.0-3		
Waggnner, P.	2-0-2.0	-	-	-	1.0-3	-	-	-	1.0-2	-	-		
Miller, C.	2-0-2.0	-	-	1.0-4	-	1.0-3	-	-	-	-	-		
Wilks, R.	1-1-1.5	0.5-1	-	-	-	-	-	-	1.0-2	-	-		
Bohannon, W.	1-1-1.5	-	-	1.0-10	-	-	-	-	0.5-2	-	-		
Williams, J.	1-0-1.0	DNP	DNP	DNP	1.0-6	-	-	-	-	-	-		
Evans, A.	1-0-1.0	-	-	1.0-14	-	-	-	-	-	-	-		
Hood, D.	1-0-1.0	-	-	-	-	-	1.0-3	-	-	-	-		
Sapp, D.	1-0-1.0	-	1.0-6	-	-	-	-	-	-	-	-		
Vereen, D.	1-0-1.0	-	-	-	1.0-9	-	-	-	-	-	-		
Propst, J.	0-1-0.5	0.5-2	-	-	-	-	-	-	-	-	-		

### ■ Interception Returns

Player	No-Yds	MONT	CIN	UF	BUF	UGA	LSU	ALA	SC	MTSU	ARK	VU	UK
Johnson, Aus.	3-39	-	-	-	-	-	-	1-19	-	1-22	1-2		
Waggnner, P.	1-54	-	-	-	-	-	-	-	1-54	-	-		
Evans, A.	1-37	1-37	-	-	-	-	-	-	-	-	-		
Gordon, E.	1-17	-	-	-	-	-	-	DNP	-	1-17	-		

### ■ Fumble Returns

Player	No-Yds	MONT	CIN	UF	BUF	UGA	LSU	ALA	SC	MTSU	ARK	VU	UK
Johnson, A.J.	1-19	-	-	1-19	-	-	-	-	-	-	-		
Sapp, D.	1-3	-	-	-	-	-	-	-	-	1-3	-		



## ■ Participation Game-by-Game

### ■ Participation

No.	Player	GP/GS	MONT	CIN	UF	BUF	UGA	LSU	ALA	SC	MTSU	ARK	VU	UK
36	Anderson, A.	10/-	X	X	X	X	X	X	X	X	X	X		
60	Anderson, C.	2/-	X	DNP	DNP	X	DNP	DNP	DNP	DNP	DNP	DNP		
13	Arnett, D.	10/1	X	X	X	X	X	X	X	X	X	WR		
65	Ayres, J.	8/-	X	X	DNP	X	DNP	X	X	X	X	X		
39	Bartholomew, B.	10/7	X	FB	FB	X	FB	FB	X	FB	FB	FB		
86	Bohannon, W.	10/1	X	X	X	X	X	X	X	X	X	LE		
33	Branum, N.	2/-	X	DNP	X	DNP	DNP	DNP	DNP	DNP	DNP	DNP		
8	Bray, T.	5/5	QB	QB	QB	QB	QB	DNP	DNP	DNP	DNP	DNP		
17	Brewer, B.	8/8	SS	SS	SS	SS	SS	SS	SS	SS	DNP	DNP		
26	Brodus, D.	1/-	DNP	DNP	DNP	DNP	DNP	DNP	DNP	DNP	X	DNP		
78	Bullard, A.	10/10	LG	LG	LG	LG	LG	LG	C	C	C	C		
69	Carson, A.	6/-	DNP	DNP	DNP	X	X	X	X	DNP	X	X		
94	Clark, G.	1/-	DNP	DNP	DNP	DNP	DNP	DNP	DNP	DNP	X	DNP		
88	Clear, C.	10/-	X	X	X	X	X	X	X	X	X	X		
27	Coleman, J.	10/4	LCB	LCB	X	X	X	X	X	X	RCB	RCB		
44	Couch, M.	10/2	X	X	X	X	X	X	X	NT	X	NT		
50	Crump, R.	9/-	X	X	X	DNP	X	X	X	X	X	X		
6	Dallas, V.	10/-	X	X	X	X	X	X	X	X	X	X		
5	Darr, M.	9/-	X	X	X	X	X	X	DNP	X	X	X		
84	Downs, B.	8/1	X	X	X	TE	X	X	X	DNP	X	DNP		
25	Evans, A.	10/1	X	X	LCB	X	X	X	X	X	X	X		
46	Fugate, C.	10/1	FB	X	X	X	X	X	X	X	X	X		
72	Fulton, Z.	10/10	RG	RG	RG	RG	RG	RG	RG	RG	RG	RG		
73	Gooch, D.	2/-	X	DNP	DNP	X	DNP	DNP	DNP	DNP	DNP	DNP		
24	Gordon, E.	9/1	X	X	X	X	X	X	DNP	X	X	DB		
59	Guess, N.	10/-	X	X	X	X	X	X	X	X	X	X		
76	Hood, D.	10/8	NT	NT	NT	NT	NT	NT	NT	X	NT	X		
11	Hunter, J.	3/3	WR	WR	WR	DNP	DNP	DNP	DNP	DNP	DNP	DNP		
97	Jackson, Mal.	10/10	DT	DT	DT	DT	DT	DT	DT	DT	DT	DT		
68	Jackson, Marc.	10/3	X	X	X	X	X	X	X	LG	LG	LG		
43	Jackson, Mart.	1/-	DNP	DNP	DNP	DNP	DNP	DNP	DNP	DNP	X	RNP		
70	James, J.	10/10	RT	RT	RT	RT	RT	RT	RT	RT	RT	RT		
95	Jeffery, A.	1/-	DNP	DNP	DNP	DNP	DNP	DNP	DNP	DNP	X	DNP		
45	Johnson, A.J.	10/8	WLB	X	WLB	X	WLB	WLB	WLB	WLB	WLB	WLB		
40	Johnson, Aus.	10/10	MLB	MLB	MLB	MLB	MLB	MLB	MLB	MLB	MLB	MLB		
48	King, G.	1/-	DNP	DNP	X	DNP	DNP	DNP	DNP	DNP	DNP	DNP		
4	Lane, M.	10/-	X	X	X	X	X	X	X	X	X	X		
18	Lanier, I.	10/7	X	X	X	LCB	LCB	LCB	LCB	LCB	LCB	LCB		
56	Maggitt, C.	9/6	SLB	SLB	SLB	X	SLB	SLB	SLB	DNP	X	X		
99	Martin, B.	9/5	RE	RE	X	X	X	X	RE	RE	RE	RE		
42	Mitchell-Thornton, N.	9/-	X	X	X	X	DNP	X	X	X	X	X		
80	Miller, C.	10/-	X	X	X	X	X	X	X	X	X	X		
85	Milton, M.	6/-	DNP	DNP	X	X	DNP	X	DNP	X	X	X		
3	Moore, B.	9/2	X	X	DNP	X	X	X	X	DB	DB	X		
20	Neal, R.	9/1	X	X	DNP	X	X	X	X	WR	X	X		
66	Pair, M.	1/-	DNP	X	DNP	DNP	DNP	DNP	DNP	DNP	DNP	DNP		
1	Palardy, M.	9/-	X	X	X	X	X	X	X	X	DNP	X		
28	Poole, T.	10/10	TB	TB	TB	TB	TB	TB	TB	TB	TB	TB		
47	Propst, J.	10/-	X	X	X	X	X	X	X	X	X	X		
37	Randolph, B.	10/6	X	DB	X	DB	X	X	FS	FS	SS	SS		
30	Reveiz, S.	8/-	X	X	DNP	DNP	X	X	X	X	X	X		
15	Rhome, C.	8/-	X	X	X	X	X	X	X	X	DNP	DNP		
74	Richardson, A.	9/-	X	DNP	X	X	X	X	X	X	X	X		
81	Rivera, M.	10/9	TE	TE	TE	TE	TE	TE	TE	TE	TE	X		
21	Rogers, D.	10/10	WR	WR	WR	WR	WR	WR	WR	WR	WR	WR		
83	Rogers, Z.	10/6	X	X	X	WR	WR	WR	WR	X	WR	WR		
41	Sapp, D.	10/-	X	X	X	X	X	X	X	X	X	X		
75	Schofield, J.	2/-	X	DNP	DNP	X	DNP	DNP	DNP	DNP	DNP	DNP		
12	Simms, M.	7/2	X	DNP	DNP	X	X	QB	QB	X	DNP	X		
55	Smith, J.	10/8	LE	X	LE	LE	LE	LE	LE	LE	LE	X		
29	Smith, T.	3/-	X	DNP	DNP	X	DNP	DNP	DNP	DNP	DNP	X		
64	Stone, J.	9/7	C	C	C	C	C	C	LG	DNP	X	X		
53	Storey, J.	3/-	X	DNP	DNP	DNP	DNP	DNP	DNP	X	X			
10	Teague, M.	9/6	RCB	RCB	RCB	RCB	RCB	RCB	X	DNP	X	X		
71	Thomas, D.	10/10	LT	LT	LT	LT	LT	LT	LT	LT	LT	LT		
31	Toney, J.	3/-	DNP	DNP	DNP	DNP	DNP	DNP	DNP	X	X	X		
9	Vereen, D.	10/2	X	WLB	X	WLB	X	X	X	X	X	X		
23	Waggner, P.	10/10	FS	FS	FS	FS	FS	FS	RCB	RCB	FS	FS		
58	Walls, M.	10/4	X	X	RE	RE	RE	RE	X	X	X	X		
22	Wilks, R.	10/-	X	X	X	X	X	X	X	X	X	X		
54	Williams, J.	7/-	DNP	DNP	DNP	X	X	X	X	X	X	X		
14	Worley, J.	4/3	DNP	DNP	DNP	DNP	DNP	DNP	X	QB	QB	QB		
19	Young, D.	7/1	DNP	DNP	DNP	X	X	X	WR	X	X	X		

Starts indicated by position; X- Played; DNP-Did Not Play

## ■ 2011 Superlatives

### 2011 Team Superlatives

#### ■ Tennessee Highs and Lows

Points Scored	45	Cincinnati
Low	3	South Carolina
First Downs	34	Cincinnati
Low	6	at Alabama
Rushing Attempts	46	Montana
Low	21	at Florida, South Carolina
Rushing Yards	199	Buffalo
Low	(-20)	Georgia
Rushing TDs	2	Montana, Cincinnati and MTSU
Low	0	at Florida, at Alabama and South Carolina
Passes Attempted	48	at Florida
Low	18	at Alabama
Passes Completed	34	Cincinnati
Low	6	LSU
Had Intercepted	2	at Florida, LSU and South Carolina
Low	0	Montana, Cincinnati, Buffalo, Georgia and MTSU
Passing Yards	405	Cincinnati
Low	63	at Alabama
Passing TDs	4	Cincinnati and Buffalo
Low	0	Georgia, LSU, at Alabama, South Carolina, at Arkansas
Total Offensive Plays	78	MTSU
Low	49	LSU
Total Offensive Yards	541	Buffalo
Low	155	at Alabama
Fumbles	6	Montana
Low	0	LSU and South Carolina
Fumbles Lost	2	Cincinnati and Buffalo
Low	0	Eight times
Penalties	10	at Florida
Low	2	Buffalo
Penalty Yards	94	at Florida
Low	15	Buffalo
QB Sacks by	3.0	Buffalo and South Carolina
Low	0	Montana, LSU and MTSU

#### ■ Opponent Highs and Lows

Points Scored	49	at Arkansas
Low	0	MTSU
First Downs	24	LSU
Low	10	Buffalo
Rushing Attempts	53	South Carolina
Low	21	MTSU
Rushing Yards	254	at Arkansas
Low	97	MTSU
Rushing TDs	3	at Alabama and at Arkansas
Low	0	MTSU
Passes Attempted	38	Montana
Low	17	LSU
Passes Completed	21	Cincinnati
Low	10	Buffalo and South Carolina
Had Intercepted	2	MTSU
Low	0	Cincinnati, at Florida, Buffalo, Georgia and LSU
Passing Yards	294	at Alabama
Low	87	South Carolina
Passing TDs	3	LSU and at Arkansas
Low	0	Buffalo, Georgia and MTSU
Total Offensive Plays	71	South Carolina
Low	52	MTSU
Total Offensive Yards	499	at Arkansas
Low	230	MTSU
Fumbles	2	Six times
Low	0	LSU
Fumbles Lost	2	Montana and South Carolina
Low	0	Cincinnati, Georgia and LSU
Penalties	16	at Florida
Low	1	MTSU
Penalty Yards	150	at Florida
Low	10	MTSU
QB Sacks by	3.0	Montana, at Florida and Georgia
Low	0	Cincinnati and LSU

### 2011 Individual Superlatives

#### ■ Most by a Vol...

Rushing Attempts	24	Tauren Poole vs. Montana
Net Rushing Yards	101	2x, Tauren Poole vs. Cincinnati, vs. Buffalo
Rushing TDs	2	Tauren Poole vs. MTSU
Pass Attempts	48	Tyler Bray at Florida
Pass Completions	34	Tyler Bray vs. Cincinnati
Had Intercepted	2	3x, last Justin Worley vs. South Carolina
Passing Yards	405	Tyler Bray vs. Cincinnati
Passing TDs	4	2x, Tyler Bray vs. Cincinnati, vs. Buffalo
Total Offensive Plays	54	Tyler Bray at Florida
Total Offense Yards	408	Tyler Bray vs. Cincinnati
Receptions	10	Justin Hunter, Da'Rick Rogers vs. Cincinnati
Receiving Yards	180	Da'Rick Rogers vs. Buffalo
Receiving TDs	2	3x, last Da'Rick Rogers, DeAnthony Arnett vs. Buffalo
Points Scored	12	4x, last Tauren Poole vs. MTSU
Touchdowns	2	4x, last Tauren Poole vs. MTSU
Field Goals (Made)	2	3x, last Michael Palardy at Alabama
PATs (Made)	6	2x, Michael Palardy vs. Montana and Cincinnati
Punts	6	Matt Darr at Arkansas
Punt Average (min. 3)	44.0	Matt Darr at Florida
Punt Returns	4	Marlin Lane vs. Montana
Punt Return Yards	43	Devrin Young vs. Buffalo
Kickoff Returns	5	2x, Devrin Young vs. LSU, at Alabama
Kickoff Return Yards	135	Devrin Young vs. LSU
Total Tackles	13	A.J. Johnson at Alabama
Solo Tackles	10	Prentiss Waggner vs. Georgia
TFL	2.0	5x, last Eric Gordon vs. MTSU
Sacks	1.0	12x, last Maurice Couch at Arkansas
Interceptions	1	6x, last Austin Johnson at Arkansas
Interception Return Yds.	54	Prentiss Waggner vs. South Carolina

#### ■ Tennessee's Long Plays

Rushing	45	Marlin Lane at Arkansas
Passing	81	Tyler Bray to Justin Hunter vs. Montana (TD)
Field Goal	52	Michael Palardy at Alabama
Punt	53	Matt Darr at Arkansas
Punt Return	43	Devrin Young vs. Buffalo
Kickoff Return	60	Devrin Young vs. LSU
Interception Return	54	Prentiss Waggner vs. South Carolina
Fumble Return	19	A.J. Johnson at Florida

#### ■ Most by an Opponent...

Rushing Attempts	28	Brandon Wilds, South Carolina
Net Rushing Yards	155	Isaiah Pead, Cincinnati
Rushing TDs	2	3x, last Dennis Johnson, Arkansas
Pass Attempts	36	Jordan Johnson, Montana
Pass Completions	21	Zach Collaros, Cincinnati
Had Intercepted	1	6x, last Tyler Wilson, Arkansas
Pass Yards	284	A.J. McCarron, Alabama
Pass TDs	3	2x, Jarrett Lee, LSU and Tyler Wilson, Arkansas
Total Offensive Plays	41	Zach Collaros, Cincinnati
Total Offense Yards	282	A.J. McCarron, Alabama
Receptions	9	D.J. Woods, Cincinnati
Receiving Yards	126	Malcolm Mitchell, Georgia
Receiving TDs	1	13x, last three players, Arkansas
Points Scored	15	Caleb Sturgis, Florida
Touchdowns	2	5x, last Dennis Johnson, Arkansas
Field Goals	4	Caleb Sturgis, Florida
PATs	7	Zach Hocker, Arkansas
Punts	5	2x, last Joey Scribner-Howard, South Carolina
Punt Average (min. 3)	49.3	Dylan Breeding, Arkansas
Punt Returns	3	Chris Rainey, Florida
Punt Return Yards	60	Joe Adams, Arkansas
Kickoff Returns	6	2x, last Terrell Jackson, Buffalo
Kickoff Return Yards	102	Terrell Jackson, Buffalo
Total Tackles	13	Caleb McSurdy, Montana
Solo Tackles	8	Fred Branch, Buffalo
TFL	3.0	Eric Russell, MTSU
Sacks	1.0	14x, last Jake Bequette, Arkansas
Interceptions	1	8x, last Tramain Thomas, Arkansas
Interception Return Yds	89	Morris Claiborne, LSU

#### ■ Opponent's Long Plays

Rushing	71	Dennis Johnson, Arkansas (TD)
Passing	83	John Brantley to Chris Rainey, Florida (TD)
Field Goal	46	Caleb Sturgis, Florida
Punt	57	Sean Wren, Montana
Punt Return	60	Joe Adams, Arkansas (TD)
Kickoff Return	34	Morris Claiborne, LSU
Interception Return	89	Morris Claiborne, LSU
Fumble Return	0	Derek Wolfe/Ben Pooler, Cincinnati

## ■ Drive Charts

### ■ Tennessee vs. Montana (Sept. 3)

Team	Qtr	Drive Started			Drive Ended			Consumed	
		Spot	Time	Obtained	Spot	Time	How Lost	PI-Yds	TOP
MONT	1st	M47	00:00	Punt	M47	12:57	Fumble	0-0	0:00
MONT	1st	M17	12:47	Kickoff	U41	10:15	Punt	8-42	2:32
MONT	1st	M27	08:29	Kickoff	M27	07:37	Punt	3-0	0:52
MONT	1st	M39	06:14	Punt	U49	03:56	Punt	6-12	2:18
MONT	2nd	M30	13:13	Kickoff	M35	11:09	Punt	3-5	2:04
MONT	2nd	M20	04:06	Kickoff	U00	03:49	*TOUCHDOWN	1-80	0:17
MONT	2nd	M25	01:53	Punt	M26	00:26	Punt	3-1	1:27
MONT	3rd	M21	14:55	Kickoff	U47	12:49	Punt	7-32	2:06
MONT	3rd	M33	12:40	Kickoff	M44	12:12	Interception	2-11	0:28
MONT	3rd	M29	12:06	Kickoff	U45	09:35	Punt	7-26	2:31
MONT	3rd	M33	03:26	Downs	U19	01:01	Downs	10-48	2:25#
MONT	4th	M32	14:09	Punt	M44	12:05	Fumble	6-12	2:04
MONT	4th	M18	09:04	Kickoff	U00	06:04	*TOUCHDOWN	9-82	3:00#
MONT	4th	M02	02:21	Downs	M07	00:21	Punt	3-5	2:00
UT	1st	U31	15:00	Kickoff	U24	12:57	Punt	3-7	2:03
UT	1st	M47	12:57	Fumble	M00	12:47	*TOUCHDOWN	1-47	0:10
UT	1st	U16	10:15	Punt	M00	08:36	*TOUCHDOWN	3-84	1:39
UT	1st	U16	07:37	Punt	U17	06:14	Punt	3-1	1:23
UT	1st	U04	03:56	Punt	M00	13:21	*TOUCHDOWN	12-96	5:35#
UT	2nd	U24	11:09	Punt	M00	04:06	*TOUCHDOWN	13-76	7:03#
UT	2nd	U29	03:41	Kickoff	U38	01:53	Punt	3-9	1:48
UT	2nd	U33	00:26	Punt	U39	00:00	End of half	2-6	0:26
UT	3rd	U01	12:49	Punt	U00	12:45	*SAFETY	1-1	0:04
UT	3rd	M00	12:12	Interception	M00	12:12	*TOUCHDOWN	0-0	0:00
UT	3rd	U11	09:35	Punt	M33	03:26	Downs	14-56	6:09
UT	3rd	U19	01:01	Downs	U31	14:09	Punt	3-12	1:52
UT	4th	M44	12:05	Fumble	M00	09:10	*TOUCHDOWN	6-44	2:55#
UT	4th	M32	05:53	Kickoff	M01	02:21	Downs	6-31	3:32#
UT	4th	M37	00:21	Punt	M38	00:00	End of half	1-1	0:21

MONTANA		1st Qtr	2nd Qtr	3rd Qtr	4th Qtr	1st Half	2nd Half	Total
Time of possession		05:49	03:56	07:46	07:10	09:45	14:56	24:41
3rd Down Conversions		2/5	0/2	3/6	2/3	2/7	5/9	7/16
Avg Field Position		M27	M25	M29	M17	M26	M24	M25
4th Down Conversions		0/0	0/0	0/1	0/0	0/0	0/1	0/1

TENNESSEE		1st Qtr	2nd Qtr	3rd Qtr	4th Qtr	1st Half	2nd Half	Total
Time of possession		09:11	11:04	07:14	07:50	20:15	15:04	35:19
3rd Down Conversions		3/5	3/5	3/4	1/3	6/10	4/7	10/17
Avg Field Position		U24	U28	U10	M38	U25	U36	U30
4th Down Conversions		0/0	1/1	0/1	0/1	1/1	0/2	1/3

### ■ Tennessee vs. Cincinnati (Sept. 10)

Team	Qtr	Drive Started			Drive Ended			Consumed	
		Spot	Time	Obtained	Spot	Time	How Lost	PI-Yds	TOP
CIN	1st	C20	15:00	Kickoff	T00	13:24	*TOUCHDOWN	3-80	1:36
CIN	1st	C20	08:08	Kickoff	T00	06:28	*TOUCHDOWN	5-80	1:40
CIN	1st	C28	03:33	Fumble	C49	00:43	Punt	6-21	2:50
CIN	2nd	C29	13:13	Kickoff	C48	11:42	Downs	5-19	1:31
CIN	2nd	C27	09:55	Missed FG	C40	07:47	Punt	5-13	2:08
CIN	2nd	C45	06:08	Punt	T46	05:02	Downs	4-9	1:06
CIN	2nd	C28	01:07	Kickoff	T29	00:00	Missed FG	7-43	1:07
CIN	3rd	C25	10:09	Kickoff	T06	07:09	*FIELD GOAL	9-69	3:00
CIN	3rd	C08	01:16	Kickoff	T43	12:02	Punt	11-49	4:14
CIN	4th	T22	09:57	Fumble	T00	08:46	*TOUCHDOWN	4-22	1:11
CIN	4th	C23	01:38	Kickoff	C32	00:00	End of half	3-9	1:38
UT	1st	T27	13:18	Kickoff	C00	09:53	*TOUCHDOWN	7-73	3:25
UT	1st	T41	09:53	Kickoff	C00	08:08	*TOUCHDOWN	5-59	1:45
UT	1st	T28	06:20	Kickoff	C28	03:33	Fumble	6-44	2:47
UT	1st	T20	00:43	Punt	C00	13:20	*TOUCHDOWN	7-80	2:23
UT	2nd	C48	11:42	Downs	C26	09:55	Missed FG	5-22	1:47
UT	2nd	T14	07:47	Punt	T20	06:08	Punt	3-6	1:39
UT	2nd	T47	05:02	Downs	C00	01:15	*TOUCHDOWN	9-53	3:47
UT	2nd	T29	00:00	Missed FG	T29	00:00	End of half	0-0	0:00
UT	3rd	T30	14:46	Kickoff	C00	10:16	*TOUCHDOWN	10-70	4:30
UT	3rd	T29	07:05	Kickoff	C00	01:24	*TOUCHDOWN	11-71	5:41
UT	4th	T04	12:02	Punt	T22	09:57	Fumble	4-18	2:05
UT	4th	T40	08:46	Kickoff	C20	01:44	*FIELD GOAL	11-40	7:02

CINCINNATI		1st Qtr	2nd Qtr	3rd Qtr	4th Qtr	1st Half	2nd Half	Total
Time of possession		06:06	06:07	04:31	05:53	12:13	10:24	22:37
3rd Down Conversions		1/2	2/5	1/2	1/3	3/7	2/5	5/12
Avg Field Position		C22	C32	C16	C50	C28	C33	C30
4th Down Conversions		0/0	0/2	0/0	0/0	0/2	0/0	0/2

TENNESSEE		1st Qtr	2nd Qtr	3rd Qtr	4th Qtr	1st Half	2nd Half	Total
Time of possession		08:54	08:53	10:29	09:07	17:47	19:36	37:23
3rd Down Conversions		2/2	1/3	4/4	3/4	3/5	7/8	10/13
Avg Field Position		T29	T37	T29	T22	T32	T25	T30
4th Down Conversions		0/0	0/0	0/0	0/0	0/0	0/0	0/0

### ■ Tennessee at Florida (Sept. 17)

Team	Qtr	Drive Started			Drive Ended			Consumed	
		Spot	Time	Obtained	Spot	Time	How Lost	PI-Yds	TOP
UT	1st	T20	10:45	Kickoff	F20	05:35	Missed FG	11-60	5:10#
UT	1st	T20	01:10	Kickoff	T23	14:10	Punt	4-3	2:00
UT	2nd	T11	11:57	Kickoff	T08	10:30	Punt	3-3	1:27
UT	2nd	T19	08:31	Kickoff	T23	06:19	Punt	3-4	2:12
UT	2nd	T11	03:58	Punt	F00	01:43	*TOUCHDOWN	6-89	2:15#
UT	2nd	T20	00:51	Punt	T46	00:00	End of half	4-26	0:51
UT	3rd	T28	15:00	Kickoff	T28	14:47	Interception	1-0	0:13
UT	3rd	T20	11:41	Kickoff	T48	09:01	Punt	6-28	2:40
UT	3rd	T19	08:08	Kickoff	T22	06:24	Punt	3-3	1:44
UT	3rd	F36	06:11	Fumble	F00	04:25	*TOUCHDOWN	5-36	1:46#
UT	3rd	F31	03:04	Punt	F03	13:33	*FIELD GOAL	9-28	4:31#
UT	4th	T40	07:19	Kickoff	F00	04:46	*TOUCHDOWN	8-60	2:33#
UT	4th	T16	03:44	Punt	F45	01:49	Interception	8-39	1:55
UF	1st	F20	15:00	Kickoff	T00	10:45	*TOUCHDOWN	9-80	4:15#
UF	1st	F21	05:35	Missed FG	T11	01:10	*FIELD GOAL	12-68	4:25#
UF	2nd	T13	14:10	Punt	T13	11:57	*FIELD GOAL	4-0	2:13#
UF	2nd	T34	10:30	Punt	T28	08:31	*FIELD GOAL	4-6	1:59
UF	2nd	T47	06:19	Punt	T46	03:58	Punt	3-1	2:21
UF	2nd	F35	01:43	Kickoff	F41	00:51	Punt	3-6	0:52
UF	3rd	T42	14:47	Interception	T00	11:41	*TOUCHDOWN	7-42	3:06#
UF	3rd	F20	09:01	Punt	T00	08:08	*TOUCHDOWN	2-80	0:53
UF	3rd	F35	06:24	Punt	F36	06:11	Fumble	1-1	0:13
UF	3rd	F10	04:25	Kickoff	F09	03:04	Punt	4-1	1:21
UF	4th	F25	13:33	Kickoff	T25	07:19	*FIELD GOAL	12-50	6:14
UF	4th	F32	04:46	Kickoff	F39	03:44	Punt	3-7	1:02
UF	4th	F17	01:49	Interception	F28	00:00	End of half	3-11	1:49

TENNESSEE		1st Qtr	2nd Qtr	3rd Qtr	4th Qtr	1st Half	2nd Half	Total
Time of possession		06:20	07:35	09:27	05:55	13:55	15:22	29:17
3rd Down Conversions		1/2	1/4	2/4	0/2	2/6	2/6	4/12
Avg Field Position		T20	T15	T40	T28	T16	T36	T27
4th Down Conversions		0/0	0/0	0/0	0/1	0/0	0/1	0/1

FLORIDA		1st Qtr	2nd Qtr	3rd Qtr	4th Qtr	1st Half	2nd Half	Total
Time of possession		08:40	07:25	05:33	09:05	16:05	14:38	30:43
3rd Down Conversions		2/3	0/4	0/2	2/4	2/7	2/6	4/13
Avg Field Position		F20	T40	F30	F24	F47	F28	F36
4th Down Conversions		0/0	0/0	1/1	0/0	0/0	1/1	1/1

### ■ Tennessee vs. Buffalo (Oct. 1)

Team	Qtr	Drive Started			Drive Ended			Consumed	
		Spot	Time	Obtained	Spot	Time	How Lost	PI-Yds	TOP
BUF	1st	B31	15:00	Kickoff	B38	13:12	Punt	3-7	1:48
BUF	1st	B25	11:53	Kickoff	T42	09:35	Punt	6-33	2:18
BUF	1st	B28	03:49	Kickoff	T00	03:18	*TOUCHDOWN	2-72	0:31
BUF	1st	T21	03:18	Fumble	T27	02:28	Missed FG	4-6	0:50
BUF	1st	B27	00:24	Kickoff	T44	12:36	Punt	9-29	2:48
BUF	2nd	B23	08:18	Kickoff	B30	06:53	Punt	3-7	1:25
BUF	2nd	B21	02:01	Kickoff	T34	01:06	Downs	5-45	0:55
BUF	3rd	B16	11:17	Punt	B09	09:06	Punt	3-7	2:11
BUF	3rd	B29	03:42	Kickoff	B45	00:11	Downs	7-16	3:31
BUF	4th	B40	11:32	Kickoff	T13	08:29	*FIELD GOAL	9-47	3:03
BUF	4th	T23	08:29	Fumble	T17	06:35	Downs	4-6	1:54
BUF	4th	T22	00:00	Punt	T10	06:35	Fumble	0-12	0:00

UT	1st	B48	13:12	Punt	B00	11:58	*TOUCHDOWN	3-48	1:14
UT	1st	T16	09:35	Punt	B00	03:53	*TOUCHDOWN	12-84	5:42
UT	1st	T25	03:21	Kickoff	T21	03:18	Fumble	0-4	0:03
UT	1st	T27	02:28	Missed FG	B10	00:30	*FIELD GOAL	5-63	1:58
UT	2nd	T12	12:36	Punt	B00	08:25	*TOUCHDOWN	8-88	4:11
UT	2nd	T28	06:53	Punt	B00	02:08	*TOUCHDOWN	11-72	4:45
UT	2nd	T34	01:06	Downs	T49	00:00	End of half	3-15	1:06
UT	3rd	T42	14:51	Kickoff	B45	11:17	Punt	6-13	3:



## ■ Drive Charts

### ■ Tennessee vs. Georgia (Oct. 8)

Team	Qtr	Drive Started			Drive Ended			Consumed	
		Spot	Time	Obtained	Spot	Time	How Lost	PI-Yds	TOP
UGA	1st	G20	15:00	Kickoff	T18	08:47	*FIELD GOAL	15-62	6:13
UGA	1st	G34	02:44	Missed FG	T44	14:08	Punt	10-22	3:36
UGA	2nd	G17	06:40	Kickoff	T05	01:44	*FIELD GOAL	11-78	4:56
UGA	3rd	T38	12:51	Punt	T00	08:19	*TOUCHDOWN	8-38	4:32
UGA	3rd	G07	05:59	Punt	T00	04:51	*TOUCHDOWN	3-93	1:08
UGA	3rd	G03	02:58	Punt	G31	09:37	Punt	12-28	8:21
UGA	4th	G20	08:35	Punt	G20	06:11	Punt	3-0	2:24
UGA	4th	T35	02:45	Kickoff	T30	00:18	Punt	3-5	2:27
UT	1st	T18	08:43	Kickoff	G34	02:44	Missed FG	14-48	5:59
UT	2nd	T10	14:08	Punt	G10	06:46	*FIELD GOAL	14-80	7:22
UT	2nd	T28	01:38	Kickoff	G26	15:00	*FIELD GOAL	8-46	1:38
UT	3rd	T20	15:00	Kickoff	T07	12:51	Punt	3--13	2:09
UT	3rd	T27	08:12	Kickoff	T47	05:59	Punt	5-20	2:13
UT	3rd	T50	04:41	Kickoff	G46	02:58	Punt	3-4	1:43
UT	4th	G43	09:37	Punt	G49	08:35	Punt	3-6	1:02
UT	4th	T24	06:11	Punt	G00	02:45	*TOUCHDOWN	14-76	3:26
UT	4th	T20	00:18	Punt	T20	00:00	End of half	2-0	0:18

GEORGIA		1st Qtr	2nd Qtr	3rd Qtr	4th Qtr	1st Half	2nd Half	Total
Time of possession		08:57	05:54	08:38	10:14	14:51	18:52	33:43
3rd Down Conversions		0/4	1/3	2/2	0/3	1/7	2/5	3/12
Avg Field Position		G27	G17	G24	G42	G23	G31	G28
4th Down Conversions		3/3	0/0	0/0	0/0	3/3	0/0	3/3

TENNESSEE		1st Qtr	2nd Qtr	3rd Qtr	4th Qtr	1st Half	2nd Half	Total
Time of possession		06:03	09:06	06:22	04:46	15:09	11:08	26:17
3rd Down Conversions		3/4	1/3	0/3	0/3	4/7	0/6	4/13
Avg Field Position		T18	T19	T32	T33	T18	T33	T28
4th Down Conversions		0/0	1/1	0/0	2/2	1/1	2/2	3/3

### ■ Tennessee vs. LSU (Oct. 15)

Team	Qtr	Drive Started			Drive Ended			Consumed	
		Spot	Time	Obtained	Spot	Time	How Lost	PI-Yds	TOP
LSU	1st	L16	13:29	Punt	L33	11:15	Punt	4-17	2:14
LSU	1st	L34	08:18	Punt	L50	06:12	Punt	5-16	2:06
LSU	1st	L50	04:37	Punt	T40	00:48	Punt	5-10	3:49
LSU	1st	T05	00:09	Interception	T00	14:56	*TOUCHDOWN	2-5	0:13
LSU	2nd	T36	14:07	Punt	T00	10:01	*TOUCHDOWN	7-36	4:06
LSU	2nd	L45	08:37	Interception	L47	06:54	Punt	3-2	1:43
LSU	2nd	L34	02:16	Kickoff	T01	00:15	*FIELD GOAL	6-65	2:01
LSU	3rd	L34	14:54	Kickoff	T00	07:53	*TOUCHDOWN	12-66	7:01
LSU	3rd	L01	02:39	Punt	T00	08:55	*TOUCHDOWN	16-99	8:44
LSU	4th	L35	07:43	Downs	T00	01:35	*TOUCHDOWN	10-65	6:08
UT	1st	T37	15:00	Kickoff	T43	13:29	Punt	3-6	1:31
UT	1st	T19	11:15	Punt	T49	08:18	Punt	5-30	2:57
UT	1st	T11	06:12	Punt	T19	04:37	Punt	3-8	1:35
UT	1st	T20	00:48	Punt	L42	00:09	Interception	2-38	0:39
UT	2nd	T11	14:51	Kickoff	T04	14:07	Punt	3-7	0:44
UT	2nd	T20	09:52	Kickoff	T31	08:37	Interception	3-11	1:15
UT	2nd	T20	06:54	Punt	L00	02:24	*TOUCHDOWN	10-80	4:30
UT	2nd	T20	00:15	Kickoff	T18	00:00	End of half	1-2	0:15
UT	3rd	T23	07:46	Kickoff	L37	02:39	Punt	11-40	5:07
UT	4th	L37	08:44	Kickoff	L35	07:43	Downs	4-2	1:01
UT	4th	T20	01:35	Kickoff	T44	00:00	End of half	4-24	1:35

LSU		1st Qtr	2nd Qtr	3rd Qtr	4th Qtr	1st Half	2nd Half	Total
Time of possession		08:18	08:02	09:46	12:13	16:20	21:59	38:19
3rd Down Conversions		0/3	1/3	3/3	2/3	1/6	5/6	6/12
Avg Field Position		L48	L47	L17	L35	L48	L23	L40
4th Down Conversions		0/0	0/0	0/0	1/1	0/0	1/1	1/1

TENNESSEE		1st Qtr	2nd Qtr	3rd Qtr	4th Qtr	1st Half	2nd Half	Total
Time of possession		06:42	06:58	05:14	02:47	13:40	08:01	21:41
3rd Down Conversions		0/3	1/2	2/3	1/2	1/5	3/5	4/10
Avg Field Position		T21	T17	T23	T41	T19	T35	T24
4th Down Conversions		0/0	0/0	0/0	0/1	0/0	0/1	0/1

## 2011 LONGEST DRIVES

### ■ Tennessee

By Time - 7:52, 15-86 vs. MTSU in first quarter (Touchdown)

By Plays - 15, 15-86 vs. MTSU in first quarter (Touchdown)

By Yards - 96, 12-96 vs. Montana in first quarter (Touchdown)

### ■ Opponents

By Time - 11:35, 20-98 by South Carolina in third quarter (Touchdown)

By Plays - 20, 20-98 by South Carolina in third quarter (Touchdown)

By Yards - 99, 16-99 by LSU in fourth quarter (Touchdown)

### ■ Tennessee at #2 Alabama (Oct. 22)

Team	Qtr	Drive Started			Drive Ended			Consumed	
		Spot	Time	Obtained	Spot	Time	How Lost	PI-Yds	TOP
UT	1st	A41	12:57	Interception	A35	11:42	Downs	4-6	1:15
UT	1st	T33	10:35	Punt	A22	03:58	*FIELD GOAL	12-45	6:37
UT	1st	T28	02:26	Kickoff	T30	00:47	Punt	3-2	1:39
UT	2nd	T20	10:55	Kickoff	A34	05:52	*FIELD GOAL	11-46	5:03
UT	2nd	T20	02:12	Punt	T25	00:38	Punt	3-5	1:34
UT	3rd	T24	15:00	Kickoff	T30	12:59	Punt	3-6	2:01
UT	3rd	T30	11:08	Kickoff	T39	09:01	Downs	4-9	2:07
UT	3rd	T22	08:52	Kickoff	T29	06:32	Punt	3-7	2:20
UT	3rd	T20	03:17	Kickoff	T29	01:03	Punt	3-9	2:14
UT	4th	T29	11:22	Kickoff	T29	10:57	Interception	1-0	0:25
UT	4th	T36	09:27	Kickoff	T39	09:12	Fumble	1-3	0:15
UT	4th	T01	03:07	Downs	T08	00:55	Downs	4-7	2:12

UA	1st	A35	15:00	Kickoff	A46	12:57	Interception	5-11	2:03
UA	1st	A35	11:42	Downs	A38	10:35	Punt	3-3	1:07
UA	1st	A19	03:58	Kickoff	T09	02:26	*FIELD GOAL	5-72	1:32#
UA	1st	A40	00:47	Punt	T12	10:55	*FIELD GOAL	10-48	4:52#
UA	2nd	A20	05:52	Kickoff	A39	02:12	Punt	6-19	3:40
UA	2nd	A33	00:38	Punt	A32	00:00	End of half	2--1	0:38
UA	3rd	A25	12:59	Punt	T00	11:08	*TOUCHDOWN	5-75	1:51#
UA	3rd	T39	09:01	Downs	T00	08:52	*TOUCHDOWN	1-39	0:09
UA	3rd	A37	06:32	Punt	T00	03:17	*TOUCHDOWN	6-63	3:15#
UA	3rd	A27	01:03	Punt	T27	11:22	*FIELD GOAL	10-46	4:41
UA	4th	T09	10:57	Interception	T00	09:27	*TOUCHDOWN	3-9	1:30#
UA	4th	T38	09:12	Fumble	T01	03:07	Downs	11-37	6:05#
UA	4th	T08	00:55	Downs	T12	00:00	End of half	2--4	0:55#

TENNESSEE		1st Qtr	2nd Qtr	3rd Qtr	4th Qtr	1st Half	2nd Half	Total
Time of possession		09:31	06:37	08:42	02:52	16:08	11:34	27:42
3rd Down Conversions		1/5	1/4	0/4	0/1	2/9	0/5	2/14
Avg Field Position		T40	T20	T24	T22	T32	T23	T26
4th Down Conversions		1/2	1/1	0/1	0/1	2/3	0/2	2/5

ALABAMA		1st Qtr	2nd Qtr	3rd Qtr	4th Qtr	1st Half	2nd Half	Total
Time of possession		05:29	08:23	06:18	12:08	13:52	18:26	32:18
3rd Down Conversions		1/3	2/4	0/0	4/7	3/7	4/7	7/14
Avg Field Position		A32	A26	A37	T19	A30	T44	A44
4th Down Conversions		0/0	0/0	0/0	1/2	0/0	1/2	1/2

### ■ Tennessee vs. #14 South Carolina (Oct. 29)

Team	Qtr	Drive Started			Drive Ended			Consumed	
		Spot	Time	Obtained	Spot	Time	How Lost	PI-Yds	TOP
SC	1st	S18	00:00	Punt	S18	13:23	Fumble	0-0	0:00
SC	1st	S23	10:57	Kickoff	S43	08:38	Punt	5-20	2:19
SC	1st	S23	05:50	Punt	S16	04:57	Punt	3-7	0:53
SC	1st	S30	00:27	Missed FG	T46	10:58	Punt	7-24	4:29
SC	2nd	T44	09:36	Punt	T00	07:43	*TOUCHDOWN	5-44	1:53
SC	2nd	S43	04:48	Downs	T40	03:19	Punt	4-17	1:29
SC	2nd	S11	01:02	Punt	S44	00:00	End of half	5-33	1:02
SC	3rd	T47	15:00	Kickoff	T44	13:08	Interception	5-3	1:52
SC	3rd	S02	12:22	Interception	T00	00:47	*TOUCHDOWN	20-98	11:35#
SC	4th	S13	14:30	Punt	S28	12:27	Fumble	4-15	2:03
SC	4th	S20	12:19	Interception	S27	10:15	Punt	3-7	2:04
SC	4th	S28	06:33	Downs	T18	00:00	End of half	10-54	6:33#

UT	1st	T36	15:00	Kickoff	T40	13:23	Punt	3-4	1:37
UT	1st	S18	13:23	Fumble	S04	11:03	*FIELD GOAL	7-14	2:20#
UT	1st	T28	08:38	Punt	T43	05:50	Punt	6-15	2:48
UT	1st	S41	04:57	Punt	S29	00:27	Missed FG	8-12	4:30
UT	2nd	T12	10:58	Punt	T17	09:36	Punt	3-5	1:22
UT	2nd	T33	07:34	Kickoff	S44	04:48	Downs	6-23	2:46
UT	2nd	T09	03:19	Punt	T50	01:02	Punt	6-41	2:17
UT	3rd	S02	13:08	Interception	S05	12:22	Interception	2--3	0:46#
UT	3rd	T45	00:40	Kickoff	S48	14:30	Punt	5-7	1:10
UT	4th	S28	12:27	Fumble	S28	12:19	Interception	1-0	0:08
UT	4th	T23	10:15	Punt	S27	06:33	Downs	14-50	3:42

SOUTH CAROLINA	1st Qtr	2nd Qtr	3rd Qtr	4th Qtr	1st Half	2nd Half	Total
Time of possession	03:45	08:26	13:27	10:40	12:11	24:07	36:18
3rd Down Conversions	0/2	2/5	6/7	2/4	2/7	8/11	10/18
Avg Field Position	S25	S36	S27	S20	S31	S23	S27
4th Down Conversions	0/0	1/1	0/0	0/0	1/1	0/0	1/1

## ■ Drive Charts

### ■ Tennessee vs. MTSU (Nov. 5)

Team	Qtr	Drive Started			Drive Ended			Consumed	
		Spot	Time	Obtained	Spot	Time	How Lost	Pl-Yds	TOP
MT	1st	M28	15:00	Kickoff	M36	13:42	Punt	3-8	1:18
MT	1st	M20	10:34	Punt	M20	10:22	Interception	1-0	0:12
MT	1st	M32	09:00	Kickoff	T42	05:58	Punt	8-26	3:02
MT	1st	M40	02:15	Kickoff	M47	00:31	Punt	3-7	1:44
MT	2nd	M31	07:33	Kickoff	M35	06:07	Punt	3-4	1:26
MT	2nd	M20	05:08	Punt	M27	03:42	Punt	3-7	1:26
MT	2nd	M24	01:39	Punt	M50	00:40	Interception	4-26	0:59
MT	3rd	M33	12:39	Punt	T15	08:40	Downs	11-52	3:59
MT	3rd	M05	02:40	Punt	M14	14:50	Punt	5-9	2:50
MT	4th	M21	09:24	Downs	T21	07:20	Fumble	6-58	2:04
MT	4th	M17	01:26	Downs	M40	00:00	End of half	5-23	1:26
UT	1st	T22	13:42	Punt	T41	10:34	Punt	6-19	3:08
UT	1st	M07	10:22	Interception	M00	09:05	*TOUCHDOWN	3-7	1:17
UT	1st	T11	05:58	Punt	M00	02:24	*TOUCHDOWN	7-89	3:34
UT	1st	T14	00:31	Punt	M00	07:39	*TOUCHDOWN	15-86	7:52
UT	2nd	T38	06:07	Punt	T37	05:08	Punt	3--1	0:59
UT	2nd	T26	03:42	Punt	T34	01:39	Punt	4-8	2:03
UT	2nd	M41	00:40	Interception	M03	15:00	*FIELD GOAL	6-38	0:40
UT	3rd	T50	14:51	Kickoff	T37	12:39	Punt	3--13	2:12
UT	3rd	T15	08:40	Downs	M41	02:40	Punt	11-44	6:00
UT	4th	T34	14:50	Punt	M21	09:24	Downs	11-45	5:26
UT	4th	T24	07:20	Fumble	M17	01:26	Downs	10-59	5:54

<b>MTSU</b>		<b>1st</b>	<b>2nd</b>	<b>3rd</b>	<b>4th</b>	<b>1st</b>	<b>2nd</b>	
		<b>Qtr</b>	<b>Qtr</b>	<b>Qtr</b>	<b>Qtr</b>	<b>Half</b>	<b>Half</b>	<b>Total</b>
<b>Time of possession</b>	06:30	03:57	06:39	03:40	10:27	10:19		20:46
<b>3rd Down Conversions</b>	1/4	0/3	1/3	1/1	1/7	2/4		3/11
<b>Avg Field Position</b>	M30	M25	M19	M19	M27	M19	M24	
<b>4th Down Conversions</b>	0/0	0/0	0/1	0/0	0/0	0/1		0/1

<b>TENNESSEE</b>		<b>1st</b>	<b>2nd</b>	<b>3rd</b>	<b>4th</b>	<b>1st</b>	<b>2nd</b>	
		<b>Qtr</b>	<b>Qtr</b>	<b>Qtr</b>	<b>Qtr</b>	<b>Half</b>	<b>Half</b>	<b>Total</b>
<b>Time of possession</b>	08:30	11:03	08:21	11:20	19:33	19:41		39:14
<b>3rd Down Conversions</b>	3/4	3/5	2/4	2/4	6/9	4/8		10/17
<b>Avg Field Position</b>	T35	T41	T32	T29	T37	T30	T35	
<b>4th Down Conversions</b>	0/0	0/0	0/0	0/2	0/0	0/2		0/2

### ■ Tennessee at No. 8 Arkansas (Nov. 12)

Team	Qtr	Drive Started			Drive Ended			Consumed	
		Spot	Time	Obtained	Spot	Time	How Lost	Pl-Yds	TOP
UT	1st	T27	15:00	Kickoff	A25	08:49	Downs	13-48	6:11
UT	1st	T20	03:39	Kickoff	T23	02:13	Punt	3-3	1:26
UT	1st	T23	02:03	Interception	T29	00:17	Punt	3-6	1:46
UT	1st	T26	00:17	Kickoff	T27	14:37	Punt	3-1	0:40
UT	2nd	T33	13:13	Punt	T36	11:45	Punt	3-3	1:28
UT	2nd	T23	11:25	Kickoff	A00	09:26	*TOUCHDOWN	5-77	1:59
UT	2nd	T23	07:25	Missed FG	A05	00:31	Interception	14-72	6:54
UT	3rd	T04	12:08	Punt	T40	08:58	Punt	6-36	3:10
UT	3rd	T20	07:07	Kickoff	T40	04:25	Downs	6-20	2:42
UT	3rd	T20	04:17	Kickoff	A27	02:27	Downs	5-53	1:50
UT	4th	T04	14:47	Punt	T24	11:59	Punt	5-20	2:48
UT	4th	T14	10:58	Kickoff	T21	09:18	Punt	3-7	1:40
UT	4th	T20	06:37	Kickoff	T33	04:02	Punt	5-13	2:35
UT	4th	T48	01:57	Fumble	T50	00:00	End of half	3-2	1:57

AR	1st	A25	08:49	Downs	T00	03:39	*TOUCHDOWN	13-75	5:10
AR	1st	A42	02:13	Punt	A42	02:03	Interception	1-0	0:10
AR	1st	T00	00:17	Punt	T00	00:17	*TOUCHDOWN	0-0	0:00
AR	2nd	A26	14:37	Punt	A25	13:13	Punt	3--1	1:24
AR	2nd	A29	11:45	Punt	T00	11:25	*TOUCHDOWN	2-71	0:20
AR	2nd	A20	09:26	Kickoff	T23	07:25	Missed FG	8-57	2:01
AR	2nd	A08	00:31	Interception	A09	00:00	End of half	1-1	0:31
AR	3rd	A35	15:00	Kickoff	A41	12:08	Punt	4-6	2:52
AR	3rd	A48	08:58	Punt	T00	07:07	*TOUCHDOWN	5-52	1:51
AR	3rd	T40	04:25	Downs	T00	04:17	*TOUCHDOWN	1-40	0:08
AR	3rd	A27	02:27	Downs	A45	14:47	Punt	8-18	2:40
AR	4th	A47	11:59	Punt	T00	10:58	*TOUCHDOWN	3-53	1:01
AR	4th	A26	09:18	Punt	T00	06:37	*TOUCHDOWN	5-74	2:41
AR	4th	A27	04:02	Punt	T47	01:57	Fumble	4-26	2:05

<b>TENNESSEE</b>		<b>1st</b>	<b>2nd</b>	<b>3rd</b>	<b>4th</b>	<b>1st</b>	<b>2nd</b>	
		<b>Qtr</b>	<b>Qtr</b>	<b>Qtr</b>	<b>Qtr</b>	<b>Half</b>	<b>Half</b>	<b>Total</b>
<b>Time of possession</b>	09:40	10:44	07:42	09:00	20:24	16:42		37:06
<b>3rd Down Conversions</b>	1/5	2/5	1/4	0/4	3/10	1/8		4/18
<b>Avg Field Position</b>	T24	T26	T14	T21	T25	T18	T21	
<b>4th Down Conversions</b>	1/2	0/0	0/2	0/0	1/2	0/2		1/4

<b>ARKANSAS</b>		<b>1st</b>	<b>2nd</b>	<b>3rd</b>	<b>4th</b>	<b>1st</b>	<b>2nd</b>	
		<b>Qtr</b>	<b>Qtr</b>	<b>Qtr</b>	<b>Qtr</b>	<b>Half</b>	<b>Half</b>	<b>Total</b>
<b>Time of possession</b>	05:20	04:16	07:18	06:00	09:36	13:18		22:54
<b>3rd Down Conversions</b>	2/2	0/2	1/3	2/2	2/4	3/5		5/9
<b>Avg Field Position</b>	A33	A20	A42	A33	A25	A38	A32	
<b>4th Down Conversions</b>	0/0	0/0	0/0	0/0	0/0	0/0		0/0

# ■ The Last Time Tennessee...

## Individual

<b>Rushed for 100 yards</b> - 101, Tauren Poole vs. Buffalo, 10/1/11
<b>Rushed for 200 yards</b> - 223, Arian Foster vs. Vanderbilt, 11/19/05
<b>Rushed for 250 yards</b> - 294, Chuck Webb vs. Mississippi, 11/18/89
<b>Passed for 300 yards</b> - 342, Tyler Bray vs. Buffalo, 10/1/11
<b>Passed for 400 yards</b> - 405, Tyler Bray vs. Cincinnati, 9/10/11
<b>Passed for 500 yards</b> - 523, Peyton Manning at Kentucky, 11/22/97
<b>Had 100 yards receiving</b> - 106, Da'Rick Rogers at Arkansas, 11/12/11
<b>Had 150 yards receiving</b> - 180, Da'Rick Rogers vs. Buffalo, 10/1/11
<b>Had 200 yards receiving</b> - 205, Denarius Moore vs. Kentucky, 11/27/10
<b>Returned kickoff for TD</b> - 44, Bret Smith at South Carolina, 10/30/04 (onside kick)
<b>Returned conventional kickoff for TD</b> - 82, Mark Jones vs. Alabama, 10/26/02
<b>Returned kickoff 100 yards</b> - Leonard Scott vs. Georgia, 10/9/99
<b>Returned punt for TD</b> - 53, Mark Jones vs. Vanderbilt, 11/22/03
<b>Returned punt at least 75 yards</b> - 86, Terry Fair vs. Arkansas, 11/16/96 (TD)
<b>Returned blocked punt for TD</b> - 20, Antonio Wardlow vs. La-Lafayette, 11/3/07
<b>Returned blocked FG for TD</b> - 90, Tyrone Hines vs. South Carolina, 10/28/95
<b>Returned pass interception for TD</b> - 1, Art Evans vs. Montana, 9/13/11
<b>Returned a fumble for TD</b> - 18, Parys Haralson vs. Alabama, 10/23/04
<b>Returned an extra point for a score</b> 97, Floyd Miley vs. Mississippi (at Memphis), 11/17/90 (blocked kick return)
<b>Rushed for three TDs</b> - 3, Montario Hardesty at Kentucky, 11/28/09
<b>Threw three TD passes</b> - 4, Tyler Bray vs. Cincinnati, 9/10/11, at Florida 9/17/11, vs. Buffalo 10/1/11
<b>Caught three TD passes</b> - 3, Chris Hannon vs. Mississippi State, 11/15/03
<b>Made three FGs</b> - 3, Michael Palardy at Memphis, 11/6/10
<b>Had an 80-yard run</b> - 87, LaMarcus Coker at Vanderbilt, 11/18/06
<b>Had an 80-yard completion</b> - 81, Tyler Bray to Justin Hunter vs. Montana, 9/4/11
<b>Had 20 tackles</b> - 21, Tom Fisher at Auburn (in Birmingham), 9/26/64
<b>Recorded three sacks</b> - 3, Jerod Mayo vs. California, 9/2/06
<b>Forced two fumbles</b> - 2, Rico McCoy vs. South Carolina, 10/31/09
<b>Intercepted two passes</b> - 2, Eric Berry vs. Arkansas, 11/10/07
<b>Intercepted three passes</b> - 3, Deon Grant vs. Auburn 10/2/99
<b>Made a 50-yard FG</b> - 52, Michael Palardy at Alabama, 10/22/11

## Team

<b>Shut out an opponent</b> - 24-0 vs. MTSU, 11/5/11
<b>Shut out consecutive opponents</b> at Vanderbilt and vs. Kentucky, 11/23-30/02 (both scores were 24-0)
<b>Rushed for more than 300 yards</b> - 332, vs. UT Martin, 9/4/10 (43 attempts)
<b>Rushed for more than 400 yards</b> - 406, vs. Vanderbilt, 11/26/94 (60 attempts)
<b>Passed for more than 300 yards</b> - 342, vs. Buffalo, 10/1/11 (21-for-30)
<b>Passed for more than 400 yards</b> - 405, vs. Cincinnati, 9/10/11 (34-for-41)
<b>Had more than 500 yards total off.</b> - 541, vs. Buffalo, 10/1/11 (342 pass, 199 rush)
<b>Had more than 600 yards total off.</b> - 657, vs. Western Ky, 9/5/09 (380 rush, 277 pass)
<b>Scored 50 points</b> - 52, vs. Mississippi, 11/13/10 (Score: 52-14)
<b>Scored 60 points</b> - 63, vs. Western Kentucky, 9/5/09 (Score: 63-7)
<b>Scored 70 points</b> - 70, vs. Louisiana-Monroe, 9/23/00 (Score: 70-3)
<b>Failed to rush for 100 yards</b> - 35, vs. South Carolina, 10/29/11 (21 attempts)
<b>Failed to pass for 100 yards</b> - 63, at Alabama, 10/22/11 (9-of-18)
<b>Held opponent to fewer than 100 yards rushing</b> - 97, vs. MTSU, 11/5/11 (21 attempts)
<b>Held opponent to fewer than 100 yards passing</b> - 87, vs. S. Carolina, 10/29/11 (10-of-18)
<b>Held opponent to fewer than 100 yards total off.</b> - 83, vs. Western Ky, 9/5/09 (34 rush, 49 pass)
<b>Held opponent without a TD</b> - vs. MTSU, 11/5/11 (Score: Tennessee 24-0)
<b>Failed to get a first down</b> - vs. Auburn, 9/27/58 (Score: Auburn 13-0)
<b>Scored a safety</b> - vs. UT Martin, 9/4/10 (A. Johnson and G. King tackled D.J. McNeil in end zone)
<b>Committed no turnovers</b> - vs. MTSU 11/5/11, vs. Georgia, 10/8/11 and vs. Montana, 9/4/11
<b>Committed no penalties</b> - vs. LSU (in Atlanta, SEC Championship Game), 12/1/07
<b>Never had to punt</b> - vs. Western Ky., 9/5/09 (15 off. possessions in 63-7 win)
<b>Blocked a punt</b> - vs. Alabama, 10/25/08 (Montario Hardesty)
<b>Blocked a FG</b> - vs. Cincinnati, 9/10/11 (Justin Hunter)
<b>Faked a punt</b> - at Alabama, 10/22/11 (Michael Palardy 5-yard pass to Anthony Anderson)
<b>Successfully faked punt for 1st down</b> - at Alabama, 10/22/11 (M. Palardy pass to A. Anderson)
<b>Faked a FG</b> - at Arkansas, 11/12/11 (Michael Palardy incomplete pass)
<b>Attempted 2-pt conversion</b> - at Florida, 9/17/11 (Tyler Bray pass failed)
<b>Scored 2-pt conversion</b> - at Kentucky, 11/24/07 (A. Rogers pass from E. Ainge in 4th OT)
<b>Attempted onside kick</b> - vs. South Carolina, 10/29/11 (out of bounds)
<b>Two players w/ 100 yards rushing</b> - M. Hardesty (160) & B. Brown (104) vs. Western Ky, 9/5/09
<b>Three players with 100 yards rushing</b> J.Stewart (145), A.Hayden (115) & M.Phillips (107) vs. Vanderbilt, 11/30/91
<b>Two players w/ 100 yards passing</b> - T. Bray (159) & M. Simms (153) at S. Carolina, 10/30/10
<b>Two players w/ 100 yards receiving</b> - J. Hunter (156) & D. Rogers (100) vs. Cincinnati, 9/10/11
<b>Played OT game</b> - vs. N. Carolina (Music City Bowl), 12/30/10 (Score: NC 30-27, 2 OT)
<b>Won OT game</b> - vs. UAB, 9/25/10 (Score: UT 32-29, 2 ot)
<b>Won game on last play</b> - vs. UAB, 9/25/10 (Score: UT 32-29, 2 ot)
<b>Lost game on last play</b> - vs. N. Carolina (Music City Bowl), 12/30/10 (Score: NC 30-27, 2 ot)
<b>Beat ranked opponent</b> - vs. #22 South Carolina, 10/31/09 (Score: Tennessee 31-13)
<b>Beat team ranked in top 15</b> - vs. #15 South Carolina, 10/27/07 (Score: Tennessee 27-24 OT)
<b>Beat team ranked in top five</b> - at #4 LSU, 9/26/05 (Score: Tennessee 30-27 ot)

# ■ The Last Time an Opponent...

## Individual

<b>Rushed for 100 yards</b> - 137, Brandon Wilds, vs. S. Carolina, 10/29/11 (28 attempts)
<b>Rushed for 200 yards</b> - 282, Dexter McCluster, at Mississippi, 11/14/09 (25 attempts)
<b>Rushed for 250 yards</b> - 282, Dexter McCluster, at Mississippi, 11/14/09 (25 attempts)
<b>Passed for 300 yards</b> - 373, Bryan Ellis, UAB, 9/25/10 (2 ot)
<b>Passed for 400 yards</b> - 430, Andre' Woodson, at Kentucky, 11/24/07 (4 ot)
<b>Passed for 500 yards</b> - Never
<b>Had 100 yards receiving</b> - 106, Marquis Maze, at Alabama, 10/22/11
<b>Had 150 yards receiving</b> - 221, Julio Jones, Alabama, 10/23/10
<b>Had 200 yards receiving</b> - 221, Julio Jones, Alabama, 10/23/10
<b>Returned a kickoff for TD</b> - 100, Brandon Boykin, Georgia, 10/10/09
<b>Returned a punt for TD</b> - 60, Joe Adams, at Arkansas, 11/12/11
<b>Returned a blocked punt for TD</b> - 17, Sean Westgate, at UCLA, 9/1/08
<b>Returned a pass interception for TD</b> - 24, Devin Taylor, South Carolina, 10/30/10
<b>Returned a fumble for TD</b> - 0, Jake Ricks, at Auburn, 9/27/08 (recovered in end zone)
<b>Returned an extra point for score</b> Quinton Reese, Auburn (SEC Championship), 12/6/97 (yardage not recorded)
<b>Returned a kickoff 100 yards</b> - Brandon Boykin, Georgia, 10/10/09
<b>Returned a punt at least 75 yards</b> - 80, Kenjon Barner, Oregon, 9/11/10 (TD)
<b>Rushed for three TDs</b> - 4, Dexter McCluster, at Mississippi, 11/14/09
<b>Threw three TD passes</b> - 3, Tyler Wilson, at Arkansas, 11/12/11
<b>Caught three TD passes</b> - 3, Josh Reed, at LSU, 9/30/00 (overtime)
<b>Made three FGs</b> - 4, Caleb Sturgis, at Florida, 9/17/11
<b>Had an 80-yard run</b> - 83, Jordan Jefferson, LSU, 10/2/10
<b>Had an 80-yard completion</b> - 83, John Brantley to Chris Rainey, at Florida, 9/17/11
<b>Recorded three sacks</b> - 5, Alex Brown, at Florida, 9/18/99
<b>Intercepted two passes</b> - 2, Kareem Jackson, at Alabama, 10/20/07
<b>Made a 50-yard FG</b> - 50, Leigh Tiffin, Alabama, 10/24/09

## Team

<b>Shut out Tennessee</b> - 31-0, Florida, 9/17/94
<b>Shut out Tennessee in consecutive games</b> at Kentucky and vs. Vanderbilt, 11/19-26/59 (Scores: 20-0, 14-0)
<b>Rushed for more than 300 yards</b> - 359, at Mississippi, 11/14/09
<b>Rushed for more than 400 yards</b> - 409, Nebraska, 1/2/98 (Orange Bowl)
<b>Passed for more than 300 yards</b> - 326, Alabama, 10/23/10 (24-of-35)
<b>Had more than 600 yards total offense</b> - 634, at Kentucky, 11/22/97 (4 ot)
<b>Scored 50 points</b> - 50, Kentucky, 11/24/07 (Score: Tennessee 52-50, 4 ot)
<b>Scored 60 points</b> - 62, Florida, 11/16/95 (Score: Florida 62-37)
<b>Scored 70 points</b> - 70, Trinity (present-day Duke), 11/4/1893 (Score: Trinity 70-0)
<b>Failed to rush for 100 yards</b> - 97, MTSU, 11/5/11 (21 attempts)
<b>Failed to pass for 100 yards</b> - 87, South Carolina, 10/29/11 (10-of-18)
<b>Held Tennessee to fewer than 100 yards rushing</b> 35, vs. South Carolina, 10/29/11 (21 attempts)
<b>Held Tennessee to fewer than 100 yards passing</b> - 63, at Alabama, 10/22/11 (9-of-18)
<b>Held Tennessee to fewer than 100 yards total offense</b> - 59, vs. Alabama, 10/18/80
<b>Held Tennessee without TD</b> - vs. South Carolina, 10/29/11 (Score: South Carolina 14-3)
<b>Scored a safety</b> - Montana, 9/4/11 (Tauren Poole tackled in end zone)
<b>Blocked a punt</b> - at Florida, 9/17/11 (Chris Rainey); vs. Buffalo, 10/1/11 (Saron Hood)
<b>Returned a blocked punt for TD</b> - 17, at UCLA, 9/1/08 (Sean Westgate)
<b>Blocked a FG</b> - vs. South Carolina, 10/29/11 (blocked by Stephon Gilmore)
<b>Blocked two FGs</b> - at Alabama, 10/24/09 (Terrence Cody blocked both)
<b>Returned punt and kickoff for TD in same game</b> at Georgia, 10/7/06 (Mikey Henderson 86 punt ret; Thomas Brown 99 kickoff ret)
<b>Faked a punt</b> - Florida, 9/18/10 (Omarius Hines 36 run)
<b>Successfully faked a punt for first down</b> - Florida, 9/18/10 (Omarius Hines 36 run)
<b>Attempted 2-pt conversion</b> - Cincinnati, 9/10/11 (Z. Collaros inc. pass to A. McClung)
<b>Scored 2-pt conversion</b> - UAB, 9/25/10 (Jeffery Anderson pass from Bryan Ellis; 2x)
<b>Attempted an onside kick</b> - at Vanderbilt, 11/20/10 (UT's Denarius Moore recovered)
<b>Recovered a successful onside kick</b> - at Alabama, 10/26/07 (game's opening kickoff)
<b>Two players with 100 yards rushing</b> LSU, Stevan Ridley (123) and Jordan Jefferson (100), 10/2/10
<b>Three players with 100 yards rushing</b> Mississippi, P.Hofer (119), J.Reed (115), M.Sweet (103), 11/15/75
<b>Two players with 100 yards passing</b> Florida, Jesse Palmer (210) and Doug Johnson (199), 9/19/98 (overtime)
<b>Two players with 100 yards receiving</b> Kentucky, Rafael Little (108) and Jacob Tamme (104), 11/24/07 (four overtimes)
<b>Played OT game</b> - North Carolina (Music City Bowl), 12/30/10 (Score: NC 30-27, 2 ot)
<b>Lost OT game</b> - UAB, 9/25/10 (Score: UT 32-29, 2 ot)
<b>Beat a ranked Tennessee team</b> - UCLA, 9/1/08 (Score: UCLA 27, No. 18 UT 24 OT)
<b>Beat a Tennessee team ranked in the top 15</b> LSU (SEC Championship Game), 12/1/07 (Score: LSU 21, No. 14 UT 14)
<b>Beat a Tennessee team ranked in the top five</b> Florida, 9/17/05 (Score: Florida 16, No. 4 UT 7)

**Highlighted** - Accomplished during 2011 season



# Player Notes

## #36 ANTHONY ANDERSON

WR, 5-11, 185, Sr.-RS, Knoxville

- Played in 10 games on special teams, as reserve receiver
- Four special teams tackles
- First-career catch on a fake punt 5-yard pass from Michael Palardy at #2 Alabama (10/22)
- Three special teams tackles and downed a punt at the 1-yard line against #1 LSU (10/15)
- Saw first college action as a receiver vs. Montana (9/3)
- Converted DB, moved to receiver in late August
- Two catches for 16 yards and a TD catch in final scrimmage

>> Full profile on Media Guide Page 84

### CAREER STATS

Receiving	GP/GS	No	Yds	Avg	Per/G	TD	Long	High Yd
2011	10/0	1	5	5.0	0.6	0	5-Ala	5-Ala

Defense	GP/GS	UT	AT	TT	Sack	TFL	FF	FR	PD	Int	High Tk
2008	2/0	0	0	0	0-0	0-0	0	0	0	0-0	--
2009	12/1	7	2	9	0-0	0-0	1	0	3	0-0	4-Mem
2010	13/0	17	9	26	0-0	0-0	0	0	3	1-17	5-2x
2011	10/0	3	1	4	0-0	0-0	0	1	0	0-0	3-LSU
<b>Totals</b>	<b>37/1</b>	<b>27</b>	<b>12</b>	<b>39</b>	<b>0-0</b>	<b>0-0</b>	<b>1</b>	<b>1</b>	<b>6</b>	<b>1-17</b>	<b>5-2x</b>

Punt Returns	GP/GS	No	Yds	Avg	Per/G	TD	Long	High Yd
2010	13/0	3	12	4.0	0.9	0	11-UNC	11-UNC
2011	10/0	0	0	0	0	0	0	0
<b>Totals</b>	<b>37/0</b>	<b>3</b>	<b>12</b>	<b>4.0</b>	<b>0.9</b>	<b>0</b>	<b>11-UNC</b>	<b>11-UNC</b>

### CAREER HIGHS

Receptions	1 at Alabama, 10/22/11
Tackles	5 vs. Mississippi, 11/13/10 & vs. UAB, 9/25/10
Passes Defended	2 vs. Mississippi, 11/13/10 & vs. Memphis, 11/7/09

### GAME-BY-GAME

2009 Opp.	U-A-T, Other	2010 Opp.	U-A-T, Other
W.Kentucky	1-1-2	UT-Martin	2-2-4
UCLA	0-0-0	Oregon	0-0-0
at Florida	0-0-0	Florida	0-0-0
Ohio	0-0-0	UAB	5-0-5
Georgia	0-0-0	at LSU	0-1-1
at Alabama	0-0-0	Alabama	0-1-1
South Carolina	0-0-0	at S. Carolina	0-0-0
Memphis	4-0-4, ff, 2pd	at Memphis	2-1-3, pd
at Mississippi	0-0-0	Mississippi	4-1-5, 1-17 int, 2pd
Vanderbilt	1-0-1, pd	at Vanderbilt	1-0-1
at Kentucky	0-1-1	Kentucky	0-2-2
Va. Tech (Bowl)	1-0-1	UNC (Bowl)	3-0-3

### GAME-BY-GAME

2011 Opp.	Rec-Yds-TD, Lg
Montana	0-0-0
Cincinnati	0-0-0
at Florida	0-0-0
Buffalo	0-0-0
Georgia	0-0-0
LSU	0-0-0
at Alabama	1-5-0, 5
South Carolina	0-0-0
MTSU	0-0-0
at Arkansas	0-0-0

## #60 CARSON ANDERSON

OL, 6-1, 280, Jr.-RS, Florence, Ala.

- Made 2011 debut against Buffalo (10/1)
- Played in eight games in career all as a reserve lineman
- 2008 SEC Freshman Academic Honor Roll
- Played in five games in 2010 and two in 2009

>> Full profile on Media Guide Page 84

## #13 DeANTHONY ARNETT

WR, 6-0, 175, Fr., Saginaw, Mich.

- True freshmen has played in all 10 games with one start
- 21 catches for 222 yards and two TDs
- His 21 catches are tied for fifth-most by a true freshman in UT history with Jayson Swain. Next on the list: Stanley Morgan (22), Terrance Cleveland (22), William Howard (24)
- His 222 yards are the seventh-most by a true freshman in UT history. Next on the list is William Howard (231) and Jayson Swain (265)
- Has had 3+ catches in five different games
- Eight-yard catch at #8 Arkansas (11/12) in first-career start
- Grabbed three balls for 47 yards vs. MTSU (11/5)
- His first 14 catches in three-game span (9/17-10/8)
- Three catches for career-high tying 59 yards vs. #14 South Carolina (10/29)
- Three receptions for 22 yards vs. Georgia (10/8)
- Scored first two TDs of career on 13 and 8-yard receptions vs. Buffalo (10/1). Finished with three catches for 27 yards

- Breakout game with eight receptions for 59 yards for first career catches at #16 Florida (9/17)
- Most catches by a UT freshman since Kelley Washington (11) vs. LSU in 2001 SEC Championship Game
- One of 12 true freshmen to make debut vs. Montana (9/3)

>> Full profile on Media Guide Page 112

### CAREER STATS

Receiving	GP/GS	No	Yds	Avg	Per/G	TD	Long	High Yd
2011	10/1	21	222	10.6	22.2	2	35-MT	59-Fla, SC

### CAREER HIGHS

Receptions	8 at Florida, 9/17/11
Receiving Yards	59 at Florida, 9/17/11 & vs. South Carolina, 10/29/11
Long Reception	35 vs. Middle Tennessee, 11/5/11
Touchdowns	2 vs. Buffalo, 10/1/11

### GAME-BY-GAME

2011 Opp.	Rec-Yds-TD, Lg
Montana	0-0-0
Cincinnati	0-0-0
at Florida	8-59-0, 12
Buffalo	3-27-2, 13
Georgia	3-22-0, 11
LSU	0-0-0
at Alabama	0-0-0
South Carolina	3-59-0, 26
MTSU	3-47-0, 35
at Arkansas	1-8-0, 8

## #65 JOSEPH AYRES

DL, 6-3, 280, So.-RS, Knoxville

- Played in eight games as def. linemen, has six tackles
- Made a tackle against #14 South Carolina (10/29)
- In opener vs. Montana (9/3), had three tackles
- 13 tackles in 12 games for UT, including career-best four at Memphis (11/6/10)

>> Full profile on Media Guide Page 84

### CAREER STATS

Defense	GP/GS	UT	AT	TT	Sack	TFL	FF	FR	PD	Int	High Tk
2010	12/1	6	7	13	1-8	2.5-12	0	0	0	0-0	4-Mem
2011	8/0	3	3	6	0-0	0-0	0	0	0	0-0	3-Mont
<b>Totals</b>	<b>20/1</b>	<b>9</b>	<b>10</b>	<b>19</b>	<b>1-8</b>	<b>2.5-12</b>	<b>0</b>	<b>0</b>	<b>0</b>	<b>0-0</b>	<b>4-Mem</b>

### CAREER HIGHS

Tackles	4 vs. Memphis, 11/6/10
---------	------------------------

### GAME-BY-GAME

2010 Opp.	U-A-T, Other	2011 Opp.	U-A-T, Other
UT-Martin	0-0-0	Montana	1-2-3
Oregon	DNP	Cincinnati	0-0-0
Florida	0-1-1	at Florida	DNP
UAB	0-0-0	Buffalo	0-0-0
at LSU	0-1-1	Georgia	DNP
at Georgia	1-0-1	LSU	1-0-1
Alabama	0-2-2, 0.5-2tfl	at Alabama	0-0-0
at S. Carolina	0-0-0	South Carolina	1-0-1
at Memphis	2-2-4, 1-2 tfl	MTSU	0-1-1
Mississippi	0-0-0	at Arkansas	0-0-0
at Vanderbilt	1-0-1		
Kentucky	2-1-3, 1-8 sk, 1-8 tfl		
UNC (Bowl)	0-0-0		

## #39 BEN BARTHOLOMEW

FB, 6-2, 251, Jr.-RS, Nashville

- Emerged as starting fullback after opener, playing all 10 games with seven starts
- Has six catches for 54 yards for a 9.0 average
- Blocked for 120 rushing yards and made a catch for 10 yards vs. MTSU (11/5)
- Caught a 6-yard pass against #1 LSU (10/15)
- First-career multi-catch game vs. Buffalo (10/1) with two receptions for 12 yards
- One catch in each of first two games of 2011 for first career catches totaling 26 yards.
- Snagged an 8-yard pass from Tyler Bray vs. Cincinnati (9/10) in first-career start
- First-career catch for 18 yards late in Montana (9/3) game
- Played in five games in 2010 at fullback and special teams

>> Full profile on Media Guide Page 85

### CAREER STATS

Receiving	GP/GS	No	Yds	Avg	Per/G	TD	Long	High Yd
2009	2/0	0	0	0.0	0.0	0	--	--
2010	5/0	0	0	0.0	0.0	0	--	--
2011	10/7	6	54	9.0	6.0	0	18-Mon	18-Mon
<b>Totals</b>	<b>17/7</b>	<b>6</b>	<b>54</b>	<b>9.0</b>	<b>3.4</b>	<b>0</b>	<b>18-Mon</b>	<b>18-Mon</b>

### CAREER HIGHS

Catches	2 vs. Buffalo, 10/1/11
Receiving Yards	18 vs. Montana, 9/3/11

### GAME-BY-GAME

2011 Opp.	Rec-Yds-TD, Lg
Montana	1-18-0, 18
Cincinnati	1-8-0, 8
at Florida	0-0-0
Buffalo	2-12-0, 8
Georgia	0-0-0
LSU	1-6-0, 6
at Alabama	0-0-0
South Carolina	0-0-0
MTSU	1-10-0, 10
at Arkansas	0-0-0

## #86 WILLIE BOHANNON

DL, 6-2, 254, Jr.-RS, Mobile, Ala.

- Played in all 10 games with one start, has 21 tackles
- Started for first time in 2011, second in career, at #8 Arkansas (11/12), made three tackles
- Two sacks, vs. #14 S. Carolina (10/29) and #16 Florida (9/17)
- Three tackles in three games in a row vs. #1 LSU (10/15) at #2 Alabama (10/22) and vs. #14 South Carolina (10/29)
- Posted a 10-yard sack and two tackles at #16 Florida (9/17)
- Made two tackles vs. Montana (9/3) in opener
- Shared 2011 Fourth Quarter Off-Season Award, presented for attitude, discipline, toughness, effort & team
- Talled nine tackles in 11 games in 2010

>> Full profile on Media Guide Page 85

### CAREER STATS

Defense	GP/GS	UT	AT	TT	Sack	TFL	FF	FR	PD	Int	High Tk
2009	13/1	7	7	14	1-7	2-12	1	1	0	0-0	3-2x
2010	11/0	5	4	9	2-12	3.5-17	0	0	0	0-0	3-UGA
2011	10/1	7	14	21	2-14	1.5-12	0	0	0	0-0	3-5x
<b>Totals</b>	<b>34/2</b>	<b>22</b>	<b>25</b>	<b>44</b>	<b>5-33</b>	<b>7.0-41</b>	<b>1</b>	<b>1</b>	<b>0</b>	<b>0-0</b>	<b>3-8x</b>

### CAREER HIGHS

Tackles	3 (8x, last at Arkansas, 11/12/11)
Sacks	1 (4x, last at Florida, 9/17/11)

### GAME-BY-GAME

2009 Opp.	U-A-T, Other	2010 Opp.	U-A-T, Other
W.Kentucky	0-0-0	UT-Martin	0-1-1, 0.5-1 tfl
UCLA	1-1-2, 1-7 sk, 1-7 tfl, ff	Oregon	0-0-0
at Florida	0-0-0	Florida	0-0-0
Ohio	0-2-2	UAB	0-1-1
Auburn	0-0-0	at LSU	DNP
Georgia	0-1-1	at Georgia	2-1-3, 1-7 sk, 1-7 tfl
at Alabama	0-0-0	Alabama	1-0-1
South Carolina	3-0-3, 1-5 tfl	at S. Carolina	DNP
Memphis	2-1-3	at Memphis	0-1-1
at Mississippi	0-1-1	Mississippi	1-0-1, 1-4 tfl
Vanderbilt	0-0-0	at Vanderbilt	1-0-1, 1-5 sk, 1-5 tfl
at Kentucky	0-1-1, fr	Kentucky	0-0-0
Va. Tech (Bowl)	1-0-1	UNC (Bowl)	0-0-0

### GAME-BY-GAME

2011 Opp.	U-A-T, Other
Montana	1-1-2
Cincinnati	0-1-1
at Florida	2-0-2, 1-10 sk, 1-10 tfl
Buffalo	0-3-3, qh
Georgia	0-0-0
LSU	3-0-3
at Alabama	0-3-3
South Carolina	2-1-3, 0.5-2 sk, 0.5-2 tfl
MTSU	0-1-1
at Arkansas	0-3-3

## #33 NICK BRANUM

DB, 5-11, 180, So.-RS, Knoxville

- Played on special teams coverage in two games
- Played in opener vs. Montana (9/3) and at Florida (9/17)

>> Full profile on Media Guide Page 86

### CAREER STATS

Defense	GP/GS	UT	AT	TT	Sack	TFL	FF	FR	PD	Int	High Tk
2010	2/0	0	0	0	0-0	0-0	0	0	0	0-0	--
2011	2/0	0	0	0	0-0	0-0	0	0	0	0-0	--
<b>Totals</b>	<b>4/0</b>	<b>0</b>	<b>0</b>	<b>0</b>	<b>0-0</b>	<b>0-0</b>	<b>0</b>	<b>0</b>	<b>0</b>	<b>0-0</b>	<b>-</b>

## #8 TYLER BRAY

QB, 6-6, 210, So., Kingsburg, Calif.

- Sophomore QB suffered a fractured right thumb vs. Georgia and is expected to miss six weeks, announced on 10/9
- Had cast on right hand removed on 11/7
- Named to preseason Manning, O'Brien, Maxwell Award Watch Lists
- Through seven weeks of the season, ranked eighth in passing yards/game (315.8), 10th in passing efficiency (165.3), 16th in total offense (303.8) and 33rd in passing yards (1579).
- Led the SEC in total offense, passing yards/game and passing efficiency and was third in both total passing yards and pass completions through seven weeks
- Won first six career starts in regular season, overall 7-3 as a starter at UT, winning all four starts in Nov. 2010
- Saw consecutive games streak with a TD pass (10) end against Georgia (10/8/11). Streak lasted from South Carolina (10/30/10) through Buffalo (10/11/11)
- Owens UT record for consecutive games with multiple touchdown passes (10), breaking Peyton Manning's record (7) set in 1997
- Prior to Georgia game, was second to Boise State's Kellen Moore (16 at the time) for consecutive games with multiple touchdowns with 10
- Holds UT record for most passing yards in first four games of a season with 1,328, second is Peyton Manning (1,326) in 1997**
- Also holds UT mark for most passing TDs in first four games of a season with 14. Manning had 12 to start '97**
- Already ranks tied for seventh on career touchdown passes list with 32 TD pass (with Tee Martin & Bobby Scott). Next on list with 36 are Heath Shuler, Jonathan Crompton and Andy Kelly
- Tied for sixth on UT career list for consecutive games (10) with a TD pass (with Andy Kelly).
- Averaging 312.4 passing yards in 10 career starts with 300 or more yards in six of those games
- Has thrown at least three TDs in seven of 10 career starts and four games with four TDs. Records are: Manning with 16 three-TD games and nine four-TD games
- In five games in 2011, has completed 65.9 of passes (116-of-176) for 1579 yards (315.8 per game)
- Started 2011 without an interception until 86th attempt of the season (at Florida)
- Threw for 251 yards on 18-of-33 vs. Georgia (10/8) before leaving with an apparent injury in fourth quarter
- Threw for 342 yards on 21-of-30 with four touchdowns vs. Buffalo (10/1), including 248 yards in the first half alone
- Threw three TDs and for 288 yards on 26-of-48 at #16 Florida (9/17)
- 48 pass attempts at Florida, ninth-most in game at UT
- Set school-record for completion percentage in a game with 82.9, completing 34-of-41 for career-high 405 yards vs. Cincinnati (9/10)**
- Became only second player in UT history (P. Manning three times) to throw for 400-plus yards in game with 405 vs. Cincinnati. That mark is fourth-most in a game**
- Threw four TD passes vs. UC, marking fifth time in seven games that he had at least three TD passes in a game
- Ran for first-career TD, 1-yard rush for five total TDs
- Career-high 34 completions vs. Cincinnati ranks as sixth-most in a game in UT history, three shy of record 37
- Opened 2011 with TD passes on first two attempts of the season: 47 yards to D. Rogers and 81 to J. Hunter vs. Montana. Threw for 293 yards on 17-of-24 with 3 TDs vs. Griz.
- Threw for three TDs vs. Montana, marking fourth time in six career games with three or more TD passes
- Had set a career-high single-game completion percentage vs. Montana, completing 70.8 percent (17-of-24).
- In 2010, set UT freshmen records for completions (125), attempts (224), passing yards (1,849), passing TDs (18)
- Ranked third among freshman D-I quarterbacks in QB rating (142.73) in 2010

>> Full profile on Media Guide Page 86

### CAREER STATS

Passing	GP/GS	Com	Att	TD	Int	Yds	Per/G	Long	High Yd
2010	9/5	125	224	18	10	1849	205.4	80-Miss	354-UC
2011	5/5	116	176	14	2	1579	315.8	81-Mon	405-UC
<b>Totals</b>	<b>14/10</b>	<b>241</b>	<b>400</b>	<b>32</b>	<b>12</b>	<b>3428</b>	<b>244.9</b>	<b>81-Mon</b>	<b>405-UC</b>

### CAREER HIGHS

<b>Completions</b>	34 vs. Cincinnati, 9/10/11 (6th in UT history)
<b>Attempts</b>	48 at Florida, 9/17/11 (9th in UT history)
<b>Completion Pct.</b>	82.5 vs. Cincinnati, 9/10/11 (1st in UT history)
<b>Yards</b>	405 vs. Cincinnati, 9/10/11 (4th in UT history)
<b>Touchdowns</b>	5 vs. Memphis, 11/6/10 (T-2nd in UT history)
<b>Longest Completion</b>	81 vs. Montana, 9/3/11 (T-9th in UT history)
<b>300-Yard Passing Games</b>	6 (last vs. Buffalo, 10/1/11)
<b>400-Yard Passing Games</b>	1 vs. Cincinnati, 9/10/11

### GAME-BY-GAME STATISTICS

2010	Comp	Att	TD	INT	Pct.	Yards	Long
UT Martin	3	6	0	1	50.0	24	9

at Georgia	8	12	0	0	75.0	81	22
Alabama	5	14	0	1	35.7	39	16
South Carolina	9	15	2	1	60.0	159	62
at Memphis	19	33	5	0	57.6	325	42
Mississippi	18	34	3	0	52.9	323	80
at Vanderbilt	16	27	2	2	59.3	232	34
Kentucky	20	38	2	2	52.6	354	49
N. Carolina (bowl)	27	45	4	3	60.0	312	45

2010	Comp	Att	TD	INT	Pct.	Yards	Long
Montana	17	24	3	0	70.8	293	81
Cincinnati	34	41	4	0	82.9	405	33
at Florida	26	48	3	2	54.2	288	22
Buffalo	21	30	4	0	70.0	342	58
Georgia	18	33	0	0	54.5	251	27

## #17 BRENT BREWER

DB, 6-1, 215, So., Tyrone, Ga.

- Started 14 games in a row, including eight starts in 2011, before suffering a season-ending torn ACL vs. South Carolina.
- Eighth on team with 24 tackles along with 3.0 TFL
- Six tackles against #14 South Carolina (10/29)
- Two stop including a 3-yard TFL vs. #1 LSU (10/15)
- Two tackles vs. Georgia (10/8)
- Racked up four tackles and a TFL at #16 Florida (9/17)
- Tied for team-best six tackles vs. Cincinnati (9/10)
- Had three tackles and a 0.5 TFL vs. Montana (9/3)
- Started last six games at safety, saw action in all 13 in 2010
- One of seven true freshmen to play in every game for UT
- Spent four years in minor league baseball with Mil. Brewers

>> Full profile on Media Guide Page 87

### CAREER STATS

Defense GP/GS	UT	AT	TT	Sack	TFL	FF	FR	PD	Int	High Tk
2010	13/6	20	10	30	0-0	1-1	0	1	3	0-0
2011	8/8	16	7	23	0.5-2	3.0-8	0	0	0	0-0
<b>Totals</b>	<b>21/14</b>	<b>36</b>	<b>17</b>	<b>53</b>	<b>0.5-2</b>	<b>4.0-9</b>	<b>0</b>	<b>1</b>	<b>3</b>	<b>0-0</b>

### CAREER HIGHS

<b>Tackles</b>	8 vs. Mississippi, 11/13/10
<b>Tackles For Loss</b>	1 three times, last vs. LSU, 10/15/11

### GAME-BY-GAME

2010	Opp.	U-A-T, Other	2011	Opp.	U-A-T, Other
UT-Martin	0-0-0		Montana	2-1-3	0.5-2 tfl
Oregon	0-0-0		Cincinnati	2-4-6	
Florida	0-0-0		at Florida	4-0-4	1-1 tfl
UAB	0-0-0		Buffalo	1-0-1	
at LSU	0-0-0		Georgia	1-1-2	
at Georgia	0-0-0		LSU	1-1-2	1-3 tfl
Alabama	2-4-6		at Alabama	0-0-0	
at S. Carolina	2-2-4	pd	South Carolina	5-1-6	0.5 sack
at Memphis	2-0-2				
Mississippi	5-3-8				
at Vanderbilt	3-0-3				
Kentucky	3-1-4	1-1 tfl, fr, pd			
UNC (Bowl)	3-0-3	pd			

## #26 DERRICK BRODUS

PK, 5-11, 171, Fr.-RS, Maryville, Tenn.

- Amazing story of walk-on kicker played out on Nov. 5 as he was sitting at home on his couch less than an hour before MTSU game, was taken by police escort to Neyland Stadium and kicked a 21-yard field goal and three PATs in first collegiate game.
- High school soccer All-State selection in 2009 and 2010 in leading Alcoa H.S. to Tenn. State titles in both season. Also kicked for Torandoes football team as sophomore & junior

>> Full profile on Media Guide Page 87

### CAREER STATS

Kicking G/S	FG	FGA	Pct.	PAT	PTS	0-29	30-39	40-49	50+	LONG
2011	1/1	1	100	3-3	6	1-1	0-0	0-0	0-0	21-MT

### CAREER HIGHS

<b>Field Goals Made</b>	1 vs. Middle Tennessee, 11/5/11
<b>Field Goals Attempted</b>	1 vs. Middle Tennessee, 11/5/11
<b>Longest Conversion</b>	21 vs. Middle Tennessee, 11/5/11

### GAME-BY-GAME

2011	Opp.	FG-FGA, Seq.	PATs
MTSU	1-1, (21)		3-3

## #78 ALEX BULLARD

OL, 6-2, 309, So.-TR, Franklin

- Started all 10 games in 2011, first six at left guard and last four at center
- Part of O-Line that has helped UT to two 500-yard games
- Started at center for first time at #2 Alabama (10/22)
- First career start and first UT game, came vs. Montana (9/3) at left guard. Aided UT's 439 yards of total offense
- Earned 2011 Harvey Robinson Off-Season Award, honoring the offensive surprise of spring

- Versatile lineman can play every OL position, transferred to UT after 2 seasons at Notre Dame
- Nashville native played in three games with the Irish before coming home to Tennessee
- Late father, Louis, was offensive lineman with Seattle Seahawks (1978-80) and Jackson State

>> Full profile on Media Guide Page 87

## #69 ALLAN CARSON

DL, 6-2, 325, Fr., Oxford, Ala.

- Played in five of last six games as a reserve lineman
- Saw action in third game at #2 Alabama (10/22)
- Played second game of the season vs. #1 LSU (10/15)
- Made debut on defensive line vs. Buffalo (10/1)
- Scout: 3-star (No. 62 DT); ESPN: 2-star (No. 112 DT)

>> Full profile on Media Guide Page 112

## #88 CAMERON CLEAR

TE, 6-6, 265, Fr., Memphis

- Backup tight end has one catch this year in 10 games. Has also played on special teams coverage
- Made first-career catch vs. MTSU (11/5) with a 4-yarder
- Debut in opener vs. Montana (9/3), one of 12 true freshmen to see action
- Selected to Offense-Defense All-American Bowl

>> Full profile on Media Guide Page 112

### CAREER STATS

Receiving	GP/GS	No	Yds	Avg	Per/G	TD	Long	High Yd
2011	10/0	1	4	4.0	0.4	0	4-MT	4-MT

### CAREER HIGHS

<b>Receptions</b>	1 vs. Middle Tennessee, 11/5/11
<b>Receiving Yards</b>	4 vs. Middle Tennessee, 11/5/11

## #27 JUSTIN COLEMAN

DB, 5-10, 183, Fr., Brunswick, Ga.

- Played in 10 games, started four games as a true freshman at cornerback, including first two games of the season, vs. MTSU and at Arkansas
- Also played on special team coverage units
- Has 10 tackles and two pass breakups in secondary
- Career-high five tackles at #8 Arkansas (11/12) in 4th start
- Returned to starting line-up vs. MTSU (11/5) with a tackle
- First-career tackles (three) vs. Cincinnati (9/10)
- First true freshman defensive back to start for UT since E. Berry (2007) when he started at left cornerback vs. Montana
- Enrolled in classes in January, participated in spring ball
- 92 tackles and five INTs as a senior in high school

>> Full profile on Media Guide Page 112

### CAREER STATS

Defense GP/GS	UT	AT	TT	Sack	TFL	FF	FR	PD	Int	High Tk
2011	10/4	10	0	10	0-0	0-0	0	0	2	0-0

### CAREER HIGHS

<b>Tackles</b>	5 at Arkansas, 11/12/11
----------------	-------------------------

### GAME-BY-GAME

2011	Opp.	U-A-T, Other
Montana	0-0-0	pd
Cincinnati	3-0-3	
at Florida	0-0-0	
Buffalo	1-0-1	
Georgia	0-0-0	
LSU	0-0-0	
at Alabama	0-0-0	pd
South Carolina	0-0-0	
MTSU	1-0-1	
at Arkansas	5-0-	

## #44 MAURICE COUCH

DL, 6-2, 305, So.-RS, Orlando, Fla.

- JUCO transfer has played in all 10 games (two starts) with 26 tackles and 4.0 TFLs and a sack
- 18 tackles in last five games (3.6 per game)
- Notched five tackles including first-career sack at #8 Arkansas (11/12)
- Set career-high for second game in a row with six tackles including 1.5 TFLs vs. #14 South Carolina (10/29) in first start at Tennessee
- Career-high five tackles at #2 Alabama (10/22)
- Two tackles including 0.5 TFL vs. #1 LSU (10/15)
- Three stops, including two solos vs. Buffalo (10/1)
- First-career tackles including 0.5 TFL vs. Cincinnati (9/10)
- Saw first UT action vs. Montana (9/3), had one tackle
- Posted 45 tackles, 12 tackles for loss, three sacks and one forced fumble at Garden City in 2010

>> Full profile on Media Guide Page 112

## CAREER STATS

Defense	GP/GS	UT	AT	TT	Sack	TFL	FF	FR	PD	Int	High Tk
2011	10/2	8	18	26	1-3	4.0-7	0	0	0	0-0	6-5C

## CAREER HIGHS

<b>Tackles</b>	6 vs. South Carolina, 10/29/11
<b>Tackles For Loss</b>	1.5 vs. South Carolina, 10/29/11

## GAME-BY-GAME

2011 Opp.	U-A-T, Other
Montana	0-1-1
Cincinnati	0-3-3, 0.5-0 tfl
at Florida	0-0-0
Buffalo	2-1-3
Georgia	1-0-1
LSU	0-2-2, 0.5-0 tfl
at Alabama	2-3-5, 0.5-1 tfl
South Carolina	2-4-6, 1.5-3 tfl
MTSU	0-0-0
at Arkansas	1-4-5, 1-3 sk, 1-3 tfl

## #57 MACK CROWDER

OL, 6-2, 275, Fr., Bristol

- True freshman has not played in a game this season
- Enrolled in classes in January, took part in spring workouts
- Rivals: 3-star (No. 14 overall C, No. 8 overall in Tenn.); Scout: 3-star (No. 9 overall C); ESPN: 3-star (No. 7 overall C)
- Earned All-State, All-Northeast Tenn., All-Conference and All-Region honors as a senior in 2010
- Also named to the PrepStar Dream Team as a senior
- >> Full profile on Media Guide Page 112

## #50 RAIQUES CRUMP

Pronounced (RYE-kwez)

LB, 6-1, 220, So., Birmingham, Ala.

- Played nine games, has five special teams tackles
- Two stops at #16 Florida (9/17)
- Made one tackle vs. Montana (9/3) in opener
- Collected 13 tackles in 11 games in 2010
- Fifth on team with eight tackles on special teams in 2010
- >> Full profile on Media Guide Page 89

## CAREER STATS

Defense	GP/GS	UT	AT	TT	Sack	TFL	FF	FR	PD	Int	High Tk
2010	11/10	11	2	13	0-0	0-0	1	0	0	0-0	6-Mem
2011	9/0	3	2	5	0-0	0-0	0	0	0	0-0	2-Fla
<b>Totals</b>	<b>20/10</b>	<b>14</b>	<b>4</b>	<b>18</b>	<b>0-0</b>	<b>0-0</b>	<b>1</b>	<b>0</b>	<b>0</b>	<b>0-0</b>	<b>6-Mem</b>

## CAREER HIGHS

<b>Tackles</b>	6 vs Memphis, 11/6/10
----------------	-----------------------

## GAME-BY-GAME

2010 Opp.	U-A-T, Other	2011 Opp.	U-A-T, Other
UT-Martin	DNP	Montana	1-0-1
Oregon	DNP	Cincinnati	0-1-1
Florida	0-0-0	at Florida	2-0-2
UAB	2-0-2	Buffalo	DNP
at LSU	0-0-0	Georgia	0-0-0
at Georgia	2-1-3, ff	LSU	0-1-1
Alabama	0-0-0	at Alabama	0-0-0
at S. Carolina	0-0-0	South Carolina	0-0-0
at Memphis	5-1-6	MTSU	0-0-0
Mississippi	0-0-0	at Arkansas	0-0-0
at Vanderbilt	0-0-0		
Kentucky	0-0-0		
UNC (Bowl)	2-0-2		

## #6 VINCENT DALLAS

WR, 5-11, 185, Fr., Ellenwood, Ga.

- Played in all 10 games as reserve receiver, has two catches
- Second-career catch at #8 Arkansas (11/12) for nine yards
- First career catch for six yards at #16 Florida (9/17)
- One of 12 true freshmen to play opener vs. Montana (9/3)
- Enrolled in January classes, participated in spring workouts
- Caught 52 balls for 949 yards and seven TDs as a HS senior
- >> Full profile on Media Guide Page 112

## CAREER STATS

Receiving	GP/GS	No	Yds	Avg	Per/G	TD	Long	High Yd
2011	10/0	2	15	7.5	1.5	0	9-Fla	9-Fla

## CAREER HIGHS

<b>Receptions</b>	1 at Florida, 9/17/11 & at Arkansas, 11/12/11
<b>Receiving Yards</b>	9 at Arkansas, 11/12/11

## #5 MATT DARR

P, 6-1, 221, Fr.-RS, Bakersfield, Calif.

- Punted in nine games (seven starts), has 28 punts for 38.2 average with eight inside 20-yard line

- Career-high six punts for a 37.5 avg. at #8 Arkansas (11/12) including career-long 53-yard punt
- Five punts for 38.0 average vs. MTSU (11/5)
- Punted twice vs. #14 South Carolina for 37.0 average with both kicks inside the 20-yard line.
- Did not punt at #2 Alabama (10/22)
- Punted four balls for 36.8 average including two inside 20 vs. #1 LSU (10/15) including one at the 1-yard line.
- Landed two balls inside 10-yard line vs. Georgia (10/8) as part of three punts for 42.2 average
- After a 29-yard punt vs. Buffalo (10/1), had a punt blocked, but recovered the ball and rushed 30 yards
- At #16 Florida (9/17) punted three times for 44.0 average
- In debut, punted twice for 34.0 average, long of 37 vs. Montana (9/3)
- Redshirted in 2010, will see time as starting punter in 2011.
- Played in U.S. Army All-American Bowl; MaxPreps All-America 1st team
- Rated as nation's No. 1 punting prospect by punting expert Chris Sailer; Avg. 42.9 yards as senior with long of 71
- >> Full profile on Media Guide Page 89

## CAREER STATS

Punting	GP/GS	No	Yds	Avg	TB	FC	I20	I10	50+	Blk	Long
2011	9/7	28	1069	38.2	2	13	8	3	1	0	53-Ark

## CAREER HIGHS

<b>Punts</b>	6 at Arkansas, 11/12/11
<b>Punting Average</b>	44.0 at Florida, 9/17/11
<b>Long</b>	53 at Arkansas, 11/12/11
<b>Long Rush</b>	30 vs. Buffalo, 10/1/11

## GAME-BY-GAME

2011 Opp.	Punts-Yds-Avg, Lg
Montana	2-68-34.0, 37
Cincinnati	1-35-35.0, 35
at Florida	3-132-44.0, 52
Buffalo	1-29-29.0, 29 1-30 Rushing
Georgia	4-169-42.2, 49 2-120
LSU	4-147-36.8, 41 2-120
at Alabama	DNP
South Carolina	2-74-37.0, 37 2-120
MTSU	5-190-38.0, 43 1-120
at Arkansas	6-225-37.5, 53

## #84 BRENDAN DOWNS

TE, 6-5, 237, Fr., Bristol

- True freshman tight end has played in eight games
- Three catches for 34 yards on the year including one start
- First career start in a two-tight end set vs. Buffalo (10/1)
- First-career catches with two for 32 yards vs. Cincinnati (9/10)
- Backup tight end college debut in opener vs. Montana (9/3), one of 12 true freshmen to see action
- As a senior in high school, had team-high 34 receptions for 470 yards and four touchdowns
- >> Full profile on Media Guide Page 112

## CAREER STATS

Receiving	GP/GS	No	Yds	Avg	Per/G	TD	Long	High Yd
2011	8/1	3	34	11.3	4.2	0	21	32-UC

## CAREER HIGHS

<b>Receptions</b>	2 vs. Cincinnati, 9/10/11
<b>Receiving Yards</b>	32 vs. Cincinnati, 9/10/11

## GAME-BY-GAME

2011 Opp.	Rec-Yards-TD, Long
Montana	0-0-0
Cincinnati	2-32-0, 21
at Florida	0-0-0
Buffalo	0-0-0
Georgia	1-2-0, 2
LSU	0-0-0
at Alabama	0-0-0
South Carolina	DNP
MTSU	0-0-0
at Arkansas	DNP

## #25 ART EVANS

DB, 5-11, 180, Sr.-RS, Lakeland, Fla.

- Played in 10 games (one start) with 10 stops
- Had three tackles in each of first three games of season
- Made first start since 10/23/10, at #16 Florida (9/17) and made three tackles including a 14-yard sack of John Brantley
- Three stops for second game in a row vs. Cincinnati (9/10)
- First-career INT, for a 37-yard TD return vs. Montana (9/3) in season opener, Also had three tackles
- Played seven games (six starts), before missing final six games (violation of team rules) in 2010
- >> Full profile on Media Guide Page 90

## CAREER STATS

Defense	GP/GS	UT	AT	TT	Sack	TFL	FF	FR	PD	Int	High Tk
2008	10/0	0	0	0	0-0	0-0	0	0	0	0-0	--
2009	12/12	24	15	39	0-0	1-1	1	0	3	0-0	5-2x
2010	7/6	9	12	21	0-0	0-0	1	0	1	0-0	8-LSU
2011	10/1	10	0	10	1-14	1-14	0	0	1	1-37	3-3x
<b>Totals</b>	<b>39/19</b>	<b>43</b>	<b>27</b>	<b>70</b>	<b>1-14</b>	<b>2-15</b>	<b>2</b>	<b>0</b>	<b>5</b>	<b>1-37</b>	<b>8-LSU</b>

## CAREER HIGHS

<b>Tackles</b>	8 vs. LSU, 10/2/10
<b>Interceptions</b>	1 vs. Montana, 9/3/11
<b>Touchdowns</b>	1 vs. Montana, 9/3/11
<b>Sacks</b>	1 at Florida, 9/17/11

## GAME-BY-GAME

2009 Opp.	U-A-T, Other	2010 Opp.	U-A-T, Other
W.Kentucky	0-0-0	UT-Martin	0-1-1
UCLA	1-3-4	Oregon	2-0-2, ff
at Florida	2-1-3	Florida	0-2-2
Ohio	3-2-5	UAB	DNP
Auburn	2-3-5	at LSU	3-5-8
Georgia	4-0-4, 1-1 tfl, ff, pd	at Georgia	1-2-3, pd
at Alabama	1-1-2	Alabama	3-2-5
South Carolina	3-0-3, pd	at S. Carolina	DNP
Memphis	4-0-4, pd	at Memphis	DNP
at Mississippi	0-3-3	Mississippi	DNP
Vanderbilt	1-1-2	at Vanderbilt	DNP
at Kentucky	DNP	Kentucky	DNP
Va. Tech (Bowl)	3-1-4	UNC (Bowl)	DNP

## 2011 Opp. U-A-T, Other

Montana	3-0-3, 1-37 int/TD
Cincinnati	3-0-3
at Florida	3-0-3, 1-14 sk, 1-14 tfl
Buffalo	1-0-1
Georgia	0-0-0
LSU	0-0-0
at Alabama	0-0-0
South Carolina	0-0-0
MTSU	0-0-0
at Arkansas	0-0-0

## #46 CHANNING FUGATE

Pronounced (FEW-get)

FB, 6-1, 250, So., Jackson, Ky.

- Played in 10 games in 2011 with one start at fullback
- Plays extensive time on special teams, kick-block coverage
- Career-high three catches for 17 yards vs. Montana (9/3) in fourth-consecutive start
- Shared Stucky Hard Knox Award for off-season physical & mental conditioning
- Started five games, one of seven true Fr. to play in every game in 2010
- >> Full profile on Media Guide Page 91

## CAREER STATS

Receiving	GP/GS	No	Yds	Avg	Per/G	TD	Long	High Yd
2010	13/5	2	21	10.5	1.8	0	17-UK	17-UK
2011	10/1	3	17	5.7	1.7	0	7-Mon	17-Mon
<b>Total</b>	<b>23/6</b>	<b>5</b>	<b>48</b>	<b>9.6</b>	<b>1.8</b>	<b>0</b>	<b>17-UK</b>	<b>17-UK</b>

## CAREER HIGHS

<b>Receptions</b>	3 vs. Montana, 9/3/11
<b>Receiving Yards</b>	17 vs. Kentucky, 11/27/10 & vs. Montana, 9/3/11

## #72 ZACH FULTON

OL, 6-5, 330, So., Homewood, Ill.

- Started last 12 consecutive games at right guard including 10 this season. Has started 15 games overall.
- Helped offense two games with 500-plus yards
- Has started 15 of last 17 games dating to 2010
- In 2010, saw action at right guard in 12 games, including three consecutive starts beginning with the Alabama game, before missing the Mississippi contest with an ankle injury
- Brother of Washington Redskins lineman Xavier Fulton
- >> Full profile on Media Guide Page 91

## #73 DARIN GOOCH

OL, 6-2, 301, Jr., Reno, Nev.

- Saw late action vs. Montana (9/3) and Buffalo (10/1)
- Played in 10 of 13 games, including six consecutive starts at center in 2010
- Transferred from Butte (Calif.) Junior College; Started all 11 games at center and helped Butte to 8-3 record in 2009
- >> Full profile on Media Guide Page 91



## #24 ERIC GORDON

DB, 5-9, 185, So.-RS, Nashville

- Played in nine games in 2011 with a start, has 15 tackles
  - Drew first-start of 2011 at #8 Arkansas (11/12) in a nickel and made a tackle
  - Made three tackles including pair of TFLs vs. MTSU (11/5) along with third-career interception
  - Racked up three early tackles vs. Georgia (10/8), two TFLs
  - Tied for team-best four solo tackles in Montana (9/3) game
  - One of eight freshmen to play in every game for UT in '10
  - Led UT freshmen with 47 tackles; in 2010
- >> Full profile on Media Guide Page 92

### CAREER STATS

Defense	GP/GS	UT	AT	TT	Sack	TFL	FF	FR	PD	Int	High Tk
2010	13/6	32	15	47	0-0	1.5-3	0	0	3	2-46	6-2x
2011	9/1	14	1	15	0-0	5-10	0	0	1	1-17	4-2x
<b>Totals</b>	<b>22/7</b>	<b>46</b>	<b>16</b>	<b>62</b>	<b>0-0</b>	<b>6.5-13</b>	<b>0</b>	<b>0</b>	<b>4</b>	<b>3-63</b>	<b>6-2x</b>

### CAREER HIGHS

**Tackles** 6 at South Carolina, 10/30/10 & vs. Memphis, 11/6/10  
**Tackles For Loss** 2 vs. Georgia, 10/8/11 & Middle Tennessee, 11/5/11  
**Interceptions** 1 three times, last vs. MTSU, 11/5/11  
**Interception Yards** 46 vs. Mississippi, 11/13/10

### GAME-BY-GAME

2010 Opp.	U-A-T, Other	2011 Opp.	U-A-T, Other
UT-Martin	1-0-1	Montana	4-0-4, 1-2, tfl
Oregon	1-0-1	Cincinnati	1-0-1
Florida	4-1-5, 1-3 tfl	at Florida	1-0-1
UAB	1-3-4, pd	Buffalo	0-0-0
at LSU	1-3-4, 0.5-0 tfl	Georgia	3-0-3, 2-4 tfl
at Georgia	2-1-3	LSU	1-0-1
Alabama	4-1-5	at Alabama	DNP
at S. Carolina	6-0-6	South Carolina	0-0-0 qh
at Memphis	6-0-6, 1-0 int, pd	MTSU	3-1-4, 2-0-4 TFLs, 1-17 INT
Mississippi	6-0-6, 1-46 int, pd	at Arkansas	1-0-
at Vanderbilt	3-0-3		
Kentucky	2-1-3		
UNC (Bowl)	1-3-4		

## #59 NICK GUESS

LS, 6-3, 230, Sr.-RS, Knoxville

- Served as "starting" long snapper in last 23 games
  - Snapped on all kicks in 2011 including 24-of-25 PATs
  - Primary deep snapper for Vols in all 13 games in 2010
  - Ranked by Ray Guy's ProKicker.com as nation's No. 3 long snapper for high school graduating class of 2007.
  - High school teammate of fellow senior Shane Revez
- >> Full profile on Media Guide Page 92

## #76 DANIEL HOOD

DL, 6-4, 293, So.-RS, Knoxville

- Has played in 10 games in 2011, making first eight starts of his career, with eight tackles and one sack
  - One tackle in each of five of eight games this season
  - First-career sack vs. #1 LSU (10/15) for 3-yard loss
  - Made two stops vs. Georgia (10/8)
  - First-career start came vs. Montana (9/3), made one tackle from nose tackle position
  - Switched to the DL after spending freshman year as an OL
  - Named UT's def. surprise of spring, earning the Spiva Off-Season Award
  - Played six games as a redshirt frosh on OL, including last five
- >> Full profile on Media Guide Page 92

### CAREER STATS

Defense	GP/GS	UT	AT	TT	Sack	TFL	FF	FR	PD	Int	High Tk
2010	6/0	0	0	0	0-0	0-0	0	0	0	0-0	--
2011	10/8	3	5	8	1-3	1-3	0	0	0	0-0	2-UGA
<b>Totals</b>	<b>16/8</b>	<b>3</b>	<b>5</b>	<b>8</b>	<b>1-3</b>	<b>1-3</b>	<b>0</b>	<b>0</b>	<b>0</b>	<b>0-0</b>	<b>2-UGA</b>

### CAREER HIGHS

**Tackles** 2 vs. Georgia, 10/8/11  
**Sacks** 1 vs. LSU, 10/15/11

### GAME-BY-GAME

2011 Opp.	U-A-T, Other
Montana	0-1-1
Cincinnati	0-1-1
at Florida	1-0-1
Buffalo	1-0-1
Georgia	0-2-2
LSU	1-0-1, 1-3 sk, 1-3 tfl
at Alabama	0-0-0
South Carolina	0-0-0
MTSU	0-0-0
at Arkansas	0-1-1

## #11 JUSTIN HUNTER

WR, 6-4, 200, So., Virginia Beach, Va.

- Suffered season-ending torn ACL in left knee at #16 Florida (9/17), underwent surgery and looks to return in spring
  - Finished year with 17 catches for 314 yards (18.5 yards per catch and 104.7 yards per game)
  - Until fourth week of season, led SEC in receiving yards per game (104.7) and ranked second to teammate Da'Rick Rogers in catches per game (5.67)
  - Prior to injury, ranked 12th in the NCAA/first in SEC in receptions/game (8.0) and 10th/1st in SEC in receiving yards/game (151.0)
  - Was leading UT in receiving with 16 catches for 302 yards (8.0 catches per game and 151.0 yards per game) in first two games
  - **Set UT record for most receiving yards in first two games of a season with 302 in first two this year**
  - Has set new career-highs for catches and yards in each of the first two games this season
  - **Part of duo with Da'Rick Rogers to have the first-ever game where two UT receivers made 10 catches in same game, vs. Cincinnati (9/10)**
  - **Part of duo to have 100 receiving yards in back-to-back games for just the second time in UT history**
  - Posted career-highs with 10 catches for 156 yards, including a 33-yard TD pass from Bray vs. Cincinnati (9/10). Also blocked a field goal on special team
  - Set then career-highs with six catches for 146 yards and 81-yd TD vs. Montana (9/3)
  - 81-yard reception tied for ninth-longest in UT history
  - 81-yard TD was the second-career 80-plus yard pass from Tyler Bray to Hunter, marking just the third duo in UT history with two 80-plus yard connections in history
  - Along with Da'Rick Rogers (100 yds) became first duo with 100-receiving yards in a game since 2007
  - 2010 Coaches All-SEC Freshman Team honors
  - Set UT Freshmen record with 7 TD catches, as 5 of 7 came in final 5 gms of 2010
  - First among all FBS WR in TD catches by a freshman
  - Track & Field Indoor All-American in long jump (25-4 1/2)
- >> Full profile on Media Guide Page 93

### CAREER STATS

Receiving	GP/GS	No	Yds	Avg	Per/G TD	Long	High Yd
2010	13/2	16	415	25.9	31.9	7	80-Miss
2011	3/3	17	314	18.5	104.7	2	81-Mon
<b>Totals</b>	<b>15/4</b>	<b>32</b>	<b>717</b>	<b>22.4</b>	<b>47.8</b>	<b>9</b>	<b>81-Mon</b>

### CAREER HIGHS

**Receptions** 10 vs. Cincinnati, 9/10/11  
**Receiving Yards** 156 vs. Cincinnati, 9/10/11  
**Touchdowns** 2 vs. Mississippi, 11/13/10  
**100-Yard Games** 4 (last 156 vs. Cincinnati, 9/10/11)

### GAME-BY-GAME

2010 Opp.	Rec-Yds-TD, Lg	2011 Opp.	Rec-Yds-TD, Lg
UT Martin	0-0-0	Montana	6-146-1, 81
Oregon	1-31-0, 31	Cincinnati	10-156-1, 33 Blk FG
Florida	3-60-1, 35	at Florida	1-12-0, 12
UAB	1-minus 2-0	Buffalo	DNP
at LSU	1-37-0, 37	Georgia	DNP
at Georgia	4-110-1, 38	LSU	DNP
Alabama	0-0-0	at Alabama	DNP
South Carolina	0-0-0	South Carolina	DNP
at Memphis	1-42-1, 42	MTSU	DNP
Mississippi	3-114-2, 80	at Arkansas	DNP
at Vanderbilt	1-15-1, 15		
Kentucky	0-0-0		
N. Caro. (Bowl)	1-8-1, 8		

## #97 MALIK JACKSON

DL, 6-5, 270, Sr.-TR, Northridge, Calif.

- Started 10 games at def. tackle with 43 tackles in 2011
- Third on team in total tackles, tops among linemen
- Leads team in TFLs with 7.5, sacks with 2.0 and quarterback hurries with eight
- **Over last six games, has 29 tackles (5.8 per game) with 6.0 TFLs**
- Had a TFL in six games in a row (9/17-10/29) and has at least one in seven of last eight games
- Four tackles including a sack for seven yards vs. #14 South Carolina (10/29) along with two QB hurries
- Set career-high with nine tackles at #2 Alabama (10/22) including two TFLs and a 4-yard sack. Posted 100th career tackle in the game
- Tied career-high with eight tackles including a TFL vs. #1 LSU (10/15)
- Season-best six tackles vs. Georgia (10/8) with a TFL
- Made three tackles including 1.5 TFLs vs. Buffalo (10/1)
- Racked up five tackles and 0.5 TFL at #16 Florida (9/17)
- Three tackles for second game in row vs. Cincinnati (9/10)

- Opened with three tackles and QB Hurry vs. Montana (9/3)
- On three preseason award watch lists: Lombardi, Outland, Nagurski
- Earned Coaches and Media All-SEC First Team honors
- Led team with 11 tackles for loss & was second with five sacks in 2010
- Final 8 games of 2010: 36 tackles, 10 TFLs, 5 sacks, 3 QBHs, 4 PDs defended and an interception.

>> Full profile on Media Guide Page 94

### CAREER STATS

Defense	GP/GS	UT	AT	TT	Sack	TFL	FF	FR	PD	Int	High Tk
2008 USC	8/0	4	0	4	2-8	2-8	1	0	1	0-0	2-Vir
2009 USC	13/0	11	7	18	3.5-22	3.5-22	1	0	3	0-0	3-3x
2010	13/12	29	19	48	5-28	11-42	1	1	5	1-44	8-Mem
2011	10/10	19	24	43	2-11	7.5-18	0	0	2	0-0	9-Ala
<b>Totals</b>	<b>44/22</b>	<b>63</b>	<b>50</b>	<b>113</b>	<b>12.5-69</b>	<b>24-90</b>	<b>3</b>	<b>1</b>	<b>11</b>	<b>1-44</b>	<b>9-Ala</b>

### CAREER HIGHS

**Tackles** 9 at Alabama, 10/22/11  
**Sacks** 2 vs. Memphis, 11/6/10  
**Tackles For Loss** 3 vs. Memphis, 11/6/10

### GAME-BY-GAME

2008 (USC)	U-A-T, Other	2009 (USC)	U-A-T, Other
at Virginia	2-0-2, 1-5 sk, 1-5 tfl, ff	San Jose St.	0-1-1
Ohio State	0-0-0	at Ohio State	1-1-2
at Ore. State	DNP	at Wash.	0-0-0, pd
Oregon	1-0-1, 1-3 sk, 1-3 tfl	Wash. State	3-0-3, 1-5 sk, 1-5 tfl
Ariz. State	0-0-0	at California	1-1-2, 0.5-3 sk, 0.5-3 tfl
at Wash. State	0-0-0	at Notre Dame	0-1-1
at Arizona	DNP	Oregon State	1-0-1, 1-8 sk, 1-8 tfl, pd
Washington	0-0-0	at Oregon	0-0-0
California	DNP	at Ariz. State	2-0-2, 1-6 sk, 1-6 tfl, ff, pd
at Stanford	1-0-1	Stanford	0-0-0
Notre Dame	0-0-0, pd	UCLA	2-1-3
at UCLA	DNP	Arizona	0-1-1
Penn St. (Bowl)	DNP	BC (Bowl)	1-2-3

2010 Opp.	U-A-T, Other	2011 Opp.	U-A-T, Other
UT-Martin	0-1-1	Montana	1-2-3, qh
Oregon	1-1-2	Cincinnati	1-2-3, pd, qh
Florida	2-1-3, pd	at Florida	3-2-5, 0.5 tfl
UAB	2-1-3, 1-3 tfl	Buffalo	1-2-3, 1.5 tfl
at LSU	1-2-3, ff, fr	Georgia	4-2-6, 1-1 tfl
at Georgia	0-1-1	LSU	2-6-8, 0.5-1 tfl, qh
Alabama	1-5-6, 0.5-0 tfl, pd	at Alabama	3-6-9, 1-4 sk, 2-5 tfl
at S. Carolina	5-1-6, 1-2 sk, 2-5 tfl	South Carolina	3-1-4, 1-7 sk, 1-7 tfl
at Memphis	7-1-8, 2-13 sk, 3-15 tfl, 1-44int, pd	MTSU	0-1-1, 2 qh
Mississippi	3-0-3, 1-7 sk, 1-7 tfl	at Arkansas	1-0-1, 1-1 tfl
at Vanderbilt	3-1-4, 1-6 sk, 2.5-11 tfl		
Kentucky	3-3-6, 1-1 tfl, pd		
UNC (Bowl)	1-1-2, pd		

## #68 MARCUS JACKSON

OL, 6-2, 326, Fr., Vero Beach, Fla.

- Played in all 10 games as a true freshman in 2011
  - Started last three games at left guard vs. SC, MTSU and at #8 Arkansas
  - Part of field goal/PAT offensive line unit for all 10 games
  - First career start vs. #14 South Carolina (10/29)
  - Played second-half at left guard at #2 Alabama (10/22)
  - Made college debut vs. Montana (9/3) seeing action on the line, also played on special teams
  - Enrolled in classes in January, participated in spring workouts; Under Armour All-America
- >> Full profile on Media Guide Page 113

## #70 JA'WUAN JAMES

OL, 6-6, 324, So., Suwanee, Ga.

- Started all 23 games of his college career, all at right tackle
  - UT has gained more than 500 yards in two games in 2011
  - Earned Coaches' All-SEC Freshman Team honors
  - One of 10 Vols to start every game and one of just four to see action in every quarter in 2010
  - Started all games at RT; Also one of seven true freshmen to play in every game last season
- >> Full profile on Media Guide Page 95

## #45 A.J. JOHNSON

LB, 6-2, 245, Fr., Gainesville, Ga.

- **ONLY freshman to be leading (or tied for lead) on his team in tackles in FBS**
- **Leads all SEC freshmen in tackles with 67**
- **67 tackles is already second-most by a true freshman in a season in UT history** (#1 Eric Berry 86 in 2007; #3 Jonathan Hefney 65 in 2004; #4 Reggie White 51 in 1980)
- **Only true freshman to have three double-figure tackle games in a season (E.Berry had two in 2007) with 10-**

## plus in each of last three games

- Played in all 10 games in 2011 in true freshman season, starting eight times
  - Leads UT with 67 tackles along with 3.5 TFLs, a forced fumble and two fumble recoveries
  - Five stops vs. MTSU (11/5) and at #8 Arkansas (11/12)
  - **Had 36 tackles in three-game span (12.0 per game) against #1 LSU, #2 Alabama and #14 South Carolina**
  - Piled up 12 tackles and recovered a fumble vs. #14 South Carolina (10/29)
  - **Was named the SEC Freshman of the Week after racking up 13 tackles at #2 Alabama (10/22), the second-most tackles by a true freshman in a game in UT history (record Eric Berry, vs. Kentucky in 2007)**
  - Career-high 11 tackles against #1 LSU (10/15), first double-figure tackle total by a freshman since Eric Berry in 2007
  - Racked up four tackles vs. Georgia (10/8)
  - Second on team with six tackles and a TFL vs. Buffalo (10/1)
  - Tied for team lead in tackles with seven at #16 Florida (9/17), also forced a fumble and recovered it
  - Three tackles and 0.5 TFL in start in first college game vs. Montana (9/3). One of 12 true freshmen to play in opener
  - Along with Curt Maggitt, believed to be first true freshman to start at LB for UT in season opener
- >> [Full profile on Media Guide Page 113](#)

## CAREER STATS

Defense	GP/GS	UT	AT	TT	Sack	TFL	FF	FR	PD	Int	High Tk
2011	10/8	30	37	67	0-0	3.5-3	1	2	0	0-0	13-Ala

## CAREER HIGHS

<b>Tackles</b>	13 at Alabama, 10/22/11
<b>Forced Fumble/Fumble Recovery</b>	1 at Florida, 9/17/11
<b>Tackles for Loss</b>	1.5 at Alabama, 10/22/11
<b>10-Tackle Games</b>	3 vs. LSU, 10/15/11; at Ala, 10/22/11; vs. SC, 10/29/11

## GAME-BY-GAME

2011	Opp.	U-A-T, Other
Montana	0-3-3, 0.5-0 tfl	
Cincinnati	0-1-1, 0.5-0 tfl	
at Florida	7-0-7, ff, fr	
Buffalo	1-5-6, 1-1 tfl	
Georgia	1-3-4	
LSU	4-7-11	
at Alabama	5-8-13, 1.5-1 tfl *2nd most by a UT True Fresh all-time	
South Carolina	6-6-12, fr	
MTSU	5-0-5	
at Arkansas	1-4-5	

## #40 AUSTIN JOHNSON

LB, 6-2, 240, Sr., Hickory, N.C.

- Starting middle linebacker for the first time in career
  - Second to A.J. Johnson in tackles with 65 in 10 games, all starts
  - Has 4.0 TFLs, three interceptions, and two QB hurries
  - **Has interceptions in three of the last four games**
  - Third interception of the season, a TFL and three tackles at #8 Arkansas (11/12)
  - Led Vols in tackles for fourth time this season with seven stops vs. MTSU (11/5) along with his second interception
  - **Second-career 10-plus tackle game vs. #14 South Carolina (10/29) giving him 100 career tackles**
  - Second-career interception along with five tackles at #2 Alabama (10/22)
  - Made six tackles vs. #1 LSU (10/15)
  - Career-high 11 tackles to tie for team-lead vs. Georgia (10/8)
  - Second on team with six tackles vs. Buffalo (10/1)
  - Tied for team lead in stops at #16 Florida (9/17) with seven
  - Tied for team lead with six tackles vs. Cincinnati (9/10)
  - First-career start came in opener vs. Montana (9/3), made four tackles
  - Fourth among UT LB with 44 tackles in first yr at LB in 2010
  - One of four Vols to see action in every single quarter in '10
- >> [Full profile on Media Guide Page 96](#)

## CAREER STATS

Defense	GP/GS	UT	AT	TT	Sack	TFL	FF	FR	PD	Int	High Tk
2008	6/0	0	0	0	0-0	0-0	0	0	0	0-0	-
2009	12/0	1	0	1	0-0	0-0	0	0	0	0-0	1-SC
2010	13/0	22	22	44	0-0	3.5-12	1	1	1	1-0	9-UAB
2011	10/10	37	28	65	0-0	4.0-5	0	0	3	3-39	11-UGA
<b>Totals</b>	<b>41/10</b>	<b>60</b>	<b>50</b>	<b>110</b>	<b>0-0</b>	<b>7.5-17</b>	<b>1</b>	<b>1</b>	<b>4</b>	<b>4-39</b>	<b>11-UGA</b>

## CAREER HIGHS

<b>Tackles</b>	11 vs. Georgia, 10/8/11
<b>10-Tackle Games</b>	2 vs. Georgia, 10/8/11; vs. South Carolina, 10/29/11
<b>Tackles For Loss</b>	1.5 vs. UT Martin, 9/4/10
<b>Interceptions</b>	1 four times, last at Arkansas, 11/12/11

## GAME-BY-GAME

2010	Opp.	U-A-T, Other	2011	Opp.	U-A-T, Other
UT-Martin	3-2-5, 1-0 int, 1.5-6 tfl, pd	Montana	2-2-4, 0.5-1 tfl, qh		
Oregon	1-3-4	Cincinnati	3-3-6, qh		
Florida	1-0-1	at Florida	6-1-7, 1-2 tfl, qh		
UAB	3-6-9	Buffalo	3-3-6		
at LSU	0-1-1	Georgia	5-6-11		
at Georgia	2-4-6, 1-1 tfl	LSU	5-1-6		
Alabama	2-4-6	at Alabama	2-3-5, 1-19 int, pd		
at S. Carolina	1-0-1	So. Carolina	5-5-10, 0.5-0 tfl		
at Memphis	1-1-2	MTSU	4-3-7, 1-22 int, 1-1 tfl		
Mississippi	4-1-5, 1-5 tfl	at Arkansas	2-1-3, 1-2 int, 1-2 tfl		
at Vanderbilt	2-0-2				
Kentucky	0-0-0				
UNC (Bowl)	2-0-2				

## #4 MARLIN LANE

TB/PR, 6-0, 205, Fr., Daytona Beach, Fla.

- Overall, has 593 all-purpose yards (59.3 per game)
  - True freshman has run for 255 yards and has 16 catches for 159 yards in 10 games as a reserve tailback.
  - Also has seven punt returns for 36 yards and seven kickoff returns for 143 yards
  - **Scored TDs in each of his first three college games, the first UT player to do so since Reggie Cobb in 1987, who scored TD in first five games of that season**
  - Ran for career-high 58 yards including UT season-long 45 yarder at #8 Arkansas (11/12), also made three catches for 12 yards.
  - Ran nine times (several out of Wildcat formation) for 37 yards vs. MTSU (11/5)
  - Gained 21 yards on the ground, also returned two kickoffs for 49 yards at #2 Alabama (10/22)
  - Ran for career-best 43 yards on six carries vs. #1 LSU (10/15)
  - Gained 92 all-purpose yards vs. Georgia (10/8) with 84 receiving yards on career-high six catches along with eight rushing yards
  - Ran for 28 yards and caught two passes for 15 yards vs. Buffalo (10/1)
  - Caught an 8-yard TD pass as part of 26 receiving yards at #16 Florida (9/17). Also ran for nine yards and returned two punts for 13 yards
  - Third TD in two games after a 2-yard rushing score vs. Cincinnati (9/10). Totaled 16 yards on eight carries vs. UC
  - Ran for 35 yards (1-yd TD run), Caught two passes for 16 yards with 9-yd TD rec. vs. Montana (9/3) in college debut
  - First UT freshman with 2 TDs in debut since Corey Larkins in 2001 vs. Syracuse
  - Rivals, Scout, ESPN: 4-star recruit (No. 23 RB, No. 38 overall in Florida)
  - Came off ACL surgery as a Sr, played in five games rushed for 601 yards and six TDs on 45 carries (13.4 yards per carry)
- >> [Full profile on Media Guide Page 113](#)

## CAREER STATS

Rushing	GP/GS	No	Yds	Avg	Per/G	TD	Long	High Yd
2011	10/0	68	255	3.8	25.5	2	45-Ark	58-Ark
Receiving	GP/GS	No	Yds	Avg	Per/G	TD	Long	High Yd
2011	10/0	16	159	9.9	15.9	2	27-UGa	84-UGa
Punt Returns	GP/GS	No	Yds	Avg	Per/G	TD	Long	High Yd
2011	10/3	7	36	5.1	4.0	0	9-Mon	23-Mon
Kickoff Returns	GP/GS	No	Yds	Avg	Per/G	TD	Long	High Yd
2011	10/0	7	143	20.4	15.9	0	35-Fla	76-Fla

## CAREER HIGHS

<b>Rushes</b>	10 vs. Montana, 9/3/11
<b>Rushing Yards</b>	58 at Arkansas, 11/12/11
<b>Receptions</b>	6 vs. Georgia, 10/8/11
<b>Receiving Yards</b>	84 vs. Georgia, 10/8/11
<b>Touchdowns</b>	2 vs. Montana, 9/3/11
<b>Punt Returns</b>	4 vs. Montana, 9/3/11
<b>Punt Return Yards</b>	23 vs. Montana, 9/3/11
<b>Kickoff Returns</b>	4 vs. Florida, 9/17/11
<b>Kickoff Return Yards</b>	76 vs. Florida, 9/17/11

## GAME-BY-GAME

2011	Opp.	Rush-Yds-TD, Lg	Rec-Yds-TD, Lg	PR-Yds-TD, Lg	KR-Yds-TD, Lg
Montana	10-35-1, 18	2-16-1, 9	4-23-0, 9	0-0-0	
Cincinnati	8-16-1, 10	0-0-0	1-0-0, 0	1-18-0, 18	
at Florida	5-9-0, 5	2-26-1, 18	2-13-0, 8	4-76-0, 35	
Buffalo	7-28-0, 9	2-15-0, 17	0-0-0	0-0-0	
Georgia	7-8-0, 8	6-84-0, 27	0-0-0	0-0-0	
LSU	6-43-0, 18	0-0-0	0-0-0	0-0-0	
at Alabama	7-21-0, 6	0-0-0	0-0-0	2-49-0, 26	
So. Carolina	0-0-0	1-6-0, 6	0-0-0	0-0-0	
MTSU	9-37-0, 8	0-0-0	0-0-0	0-0-0	
at Arkansas	9-58-0, 45	3-12-0, 8	0-0-0	0-0-0	

## #18 IZAUEA LANIER

Pronounced (Eye-ZAY-uh)

DB, 6-1, 190, So.-RS, Gordo, Ala.

- Played in all 10 games, starting last seven starts
  - Seven on team in tackles with 36
  - Has 30 tackles in last six games (5.0 per game)
  - Led team in tackles for first time with six at #8 Arkansas (11/12), also had a break-up
  - Four tackles along with a pass break-up vs. MTSU (11/5)
  - Three tackles vs. #14 South Carolina (10/29)
  - Set career-high second game in a row with seven at #2 Alabama (10/22) in homecoming
  - Had a then career-high six tackles vs. #1 LSU (10/15)
  - Made four tackles vs. Georgia (10/8)
  - First-career start vs. Buffalo (10/1), had tackle and break-up
  - Two tackles at #16 Florida (9/17)
  - Debut vs. Montana (9/3) in DB packages and special teams
  - Rivals: 4-star (No. 16 overall junior college); Scout: 3-star
  - JUCO All-America, All-Conference and All-Region honors at E. Miss. in 2009
  - As a freshman at East Mississippi, totaled 66 tackles, nine pass breakups and four interceptions
- >> [Full profile on Media Guide Page 113](#)

## CAREER STATS

Defense	GP/GS	UT	AT	TT	Sack	TFL	FF	FR	PD	Int	High Tk
2011	10/7	26	10	36	0-0	0-0	0	0	3	0-0	7-Ala

## CAREER HIGHS

<b>Tackles</b>	7 at Alabama, 10/22/11
<b>Pass Break-Up</b>	1 vs. Buffalo, 10/1/11, vs. Middle Tennessee, 11/5/11

## GAME-BY-GAME

2011	Opp.	U-A-T, Other
Montana	0-0-0	
Cincinnati	1-2-3	
at Florida	2-0-2	
Buffalo	1-0-1, pbu	
Georgia	3-1-4	
LSU	4-2-6	
at Alabama	6-1-7	
South Carolina	2-1-3	
MTSU	4-0-4, pbu	
at Arkansas	3-3-6, pbu	

## #56 CURT MAGGITT

Pronounced (muh-JITT)

LB, 6-3, 215, Fr., W. Palm Beach, Fla.

- Played nine games, started six games at SLB as a true freshman, stands fourth on team with 42 tackles
  - Has 3.0 TFLs for 13 yards, two QB hurries and forced fumble
  - **Ranks 2nd among all SEC freshmen with 4.5 tackles/game**
  - Tied for team lead with six tackles including a TFL along with a forced fumble at #8 Arkansas (11/12)
  - Returned to action vs. MTSU (11/5) with two tackles
  - Sat out game vs. #14 South Carolina (10/29) due to injury
  - Racked up six tackles at #2 Alabama (10/22)
  - Career-high seven tackles vs. #1 LSU (10/15)
  - Two stops vs. Georgia (10/8)
  - Led team in tackles with seven vs. Buffalo (10/1)
  - Racked up six tackles including 0.5 TFL at #16 Florida (9/17)
  - Second game in a row with three tackles vs. Cincinnati (9/10). Also had a half-sack for six yards
  - In college debut made three tackles vs. Montana (9/3)
  - Believed to be first true freshman, along with A.J. Johnson, to start at linebacker for UT in season opener
- >> [Full profile on Media Guide Page 113](#)

## CAREER STATS

Defense	GP/GS	UT	AT	TT	Sack	TFL	FF	FR	PD	Int	High Tk
2011	9/6	23	19	42	0.5-6	3-13	1	0	0	0-0	7-LSU

## CAREER HIGHS

<b>Tackles</b>	7 vs. LSU, 10/15/11
----------------	---------------------

## GAME-BY-GAME

2011	Opp.	U-A-T, Other
Montana	3-0-3	
Cincinnati	0-3-3, 0.5-6 sk, 0.5-6 tfl	
at Florida	3-3-6, 0.5-2 tfl, qh	
Buffalo	5-2-7, 0.5-0 tfl	
Georgia	0-2-2	
LSU	6-1-7	
at Alabama	3-3-6, 0.5-2 tfl	
South Carolina	DNP	
MTSU	1-1-2	
at Arkansas	2-4-6, 1-3 tfl, ff	



## #99 BEN MARTIN

DL, 6-4, 265, Sr.-RS, Cincinnati, Ohio

- Started six games at defensive end, played in all 10 in return to action after missing 2010 with injury redshirt year
- Has 11 tackles and a pass defended
- Made two tackles against #14 South Carolina (10/29)
- Returned to start for the first time since second game of year at #2 Alabama (10/22), made two tackles
- Two stops vs. #1 LSU (10/15)
- Made three tackles vs. Georgia (10/8)
- Returned to action vs. Montana after redshirt yr. w/ pair of torn Achilles injuries. Suffered 1st injury in Aug. 2010, then Feb. 2011 to other leg
- Made two tackles in return to action vs. Montana (9/3)
- In 2009, compiled 3.5-32 sacks; Started final 11 games
- Only member of team to have played as far back as 2007

>> Full profile on Media Guide Page 97

### CAREER STATS

Defense	GP/GS	UT	AT	TT	Sack	TFL	FF	FR	PD	Int	High Tk
2007	8/0	2	5	7	0-0	0-0	0	0	0	0-0	2-3x
2008	12/0	13	5	18	1-3	2-9	1	0	0	0-0	3-2x
2009	13/11	20	18	38	3.5-32	4.5-33	2	0	3	0-0	7-Miss
2011	10/6	6	5	11	0-0	0-0	0	0	1	0-0	3-UGA
<b>Totals</b>	<b>43/17</b>	<b>41</b>	<b>33</b>	<b>74</b>	<b>4.5-35</b>	<b>6.5-42</b>	<b>3</b>	<b>0</b>	<b>4</b>	<b>0-0</b>	<b>7-Miss</b>

### CAREER HIGHS

<b>Tackles</b>	7 at Mississippi, 11/14/09
<b>Tackles For Loss</b>	1 (6x vs. Memphis, 11/7/09)
<b>Sacks</b>	1 (4x vs. Memphis, 11/14/09)

### GAME-BY-GAME

2007 Opp.	U-A-T, Other	2008 Opp.	U-A-T, Other
at California	DNP	at UCLA	0-0-0
So. Miss	DNP	UAB	1-0-1
at Florida	1-0-1	Florida	1-1-2
Ark. State	1-1-2	at Auburn	2-0-2, 1-3 sk, 1-3 tfl
Georgia	0-2-2	Northern Ill.	0-0-0
at Miss. State	DNP	at Georgia	2-0-2
at Alabama	0-0-0	Miss State	2-0-2, ff
So. Carolina	DNP	Alabama	2-1-3, 1-6 tfl
La.-Lafayette	0-2-2	at So. Carolina	2-1-3
Arkansas	0-0-0	Wyoming	1-1-2
at Kentucky	0-0-0	at Vanderbilt	0-0-0
LSU (SEC Ch.)	0-0-0	Kentucky	0-1-1
Wisc. (Bowl)	DNP		

2009 Opp.	U-A-T, Other	2011 Opp.	U-A-T, Other
Western Ky.	1-0-1, 1-7 sk, 1-7 tfl, pd Montana	1-1-2, pd	
UCLA	0-1-1	Cincinnati	0-0-0
at Florida	1-1-2, 1-14 sk, 1-14 tfl, pd at Florida	0-0-0	
Ohio	3-1-4, 1-1 tfl	Buffalo	0-0-0
Auburn	0-1-1	Georgia	2-1-3
Georgia	0-3-3	LSU	1-1-2
at Alabama	1-3-4	at Alabama	1-1-2
So. Carolina	1-1-2	So. Carolina	1-1-2
Memphis	1-2-3, 1-8 sk, 1-8 tfl, ff MTSU	0-0-0	
at Mississippi	4-3-7, 0.5-3 sk, 0.5-3 tfl at Arkansas	0-0-0	
Vanderbilt	1-2-3		
at Kentucky	3-0-3, ff, pd		
Va. Tech (Bowl)	4-0-4		

## #80 COREY MILLER

DL, 6-3, 265, So., Wellford, S.C.

- Played in 10 games in 2011 with 14 tackles, 2.0 TFLs
- Had a fumble recovery at #8 Arkansas (11/12)
- One stop for a three-yard sack vs. Georgia (10/8)
- Three tackles vs. Buffalo (10/1)
- Recorded a TFL for four yards at #16 Florida (9/17)
- Set career-high with five tackles vs. Cincinnati (9/10)
- Two tackles in opener vs. Montana (9/3)
- Played in every game in 2010 and opener in 2011
- One of seven true frosh to play every game for UT in 2010

>> Full profile on Media Guide Page 98

### CAREER STATS

Defense	GP/GS	UT	AT	TT	Sack	TFL	FF	FR	PD	Int	High Tk
2010	13/2	6	7	13	1/6	2/8	0	0	0	0/0	3-Miss
2011	10/0	10	4	14	1/3	2/7	0	1	1	0/0	5-UC
<b>Totals</b>	<b>23/2</b>	<b>16</b>	<b>11</b>	<b>27</b>	<b>2/9</b>	<b>4/15</b>	<b>0</b>	<b>1</b>	<b>1</b>	<b>0/0</b>	<b>5-UC</b>

### CAREER HIGHS

<b>Tackles</b>	5 vs. Cincinnati, 9/10/11
<b>Sacks</b>	1 vs. Mississippi, 11/13/10; vs. Georgia 10/8/11

### GAME-BY-GAME

2010 Opp.	U-A-T, Other	2011 Opp.	U-A-T, Other
UT-Martin	0-0-0	Montana	1-1-2
Oregon	0-2-2	Cincinnati	2-3-5
Florida	0-0-0	at Florida	1-0-1, 1-4 tfl
UAB	1-0-1, 1-2 tfl	Buffalo	3-0-3
at LSU	1-1-2	Georgia	1-0-1, 1-3 sk

at Georgia	0-1-1	LSU	1-0-1
Alabama	1-1-2	at Alabama	0-0-0, qh
at S. Carolina	0-1-1	So. Carolina	0-0-0
at Memphis	1-0-1	MTSU	1-0-1, pd
Mississippi	2-1-3, 1-6 sk, 1-6 tfl	at Arkansas	0-0-0, fr
at Vanderbilt	0-0-0		
Kentucky	0-0-0		
UNC (Bowl)	0-0-0		

## #85 MATT MILTON

WR, 6-5, 210, So., Mascoutah, Ill.

- Played in six games in 2011, 10 in career
- Made first career catch at #16 Florida (9/17), 12-yard catch
- Played late in win over Montana (9/3)
- Saw action in four games, including his first career appearance at LSU in 2010
- Practiced with Vols during mid-December lead in to Chick-fil-A Bowl, then enrolled at UT in January and participated in spring drills in Winter 2009-10

>> Full profile on Media Guide Page 98

### CAREER STATS

Receiving	GP/GS	No	Yds	Avg	Per/G	TD	Long	High Yd
2010	4/0	0	0	0	0	0	0	0
2011	6/0	1	12	12.0	3.0	0	12-Fla	12-Fla
<b>Totals</b>	<b>10/0</b>	<b>1</b>	<b>12</b>	<b>12.0</b>	<b>1.7</b>	<b>0</b>	<b>12-Fla</b>	<b>12-Fla</b>

### CAREER HIGHS

<b>Receptions</b>	1 at Florida (9/17/10)
<b>Receiving Yards</b>	12 at Florida (9/17/10)

## #42 NIGEL MITCHELL-THORNTON

LB, 6-1, 235, Jr., Stone Mountain, Ga.

- Played in nine games in 2011 as a reserve linebacker and on special teams coverage with eight tackles
- Two stops vs. MTSU (11/5)
- Most extensive playing time since freshman year, making four tackles at #2 Alabama (10/22)
- Played late in Montana (9/3) win, had a tackle
- 2010 Academic All-SEC; Played career-high 10 games
- All five tackles came on special teams in 2010

>> Full profile on Media Guide Page 99

### CAREER STATS

Defense	GP/GS	UT	AT	TT	Sack	TFL	FF	FR	PD	Int	High Tk
2009	8/0	5	4	9	0-0	1-3	0	0	0	0-0	5-Ohio
2010	10/0	2	3	5	0-0	0-0	0	0	0	0-0	1-4x
2011	9/0	2	6	8	0-0	0-0	0	0	0	0-0	4-Ala
<b>Totals</b>	<b>27/0</b>	<b>9</b>	<b>13</b>	<b>22</b>	<b>0-0</b>	<b>1-3</b>	<b>0</b>	<b>0</b>	<b>0</b>	<b>0-0</b>	<b>5-Ohio</b>

### CAREER HIGHS

<b>Tackles</b>	5 vs. Ohio, 9/26/09
----------------	---------------------

## #3 BYRON MOORE

DB, 6-1, 205, So.-RS, Carson, Calif.

- Played nine games in debut season at Tennessee in 2011 and has six tackles
- Started for second time vs. MTSU (11/5) made one tackle and forced a fumble in win
- First-career start vs. #14 South Carolina (10/29) in nickel package, saw most playing time, making two tackles
- Made a stop at #2 Alabama (10/22)
- First tackle of the season vs. Buffalo (10/1)
- Tennessee debut vs. Montana (9/3), no tackles
- Transferred from Los Angeles Harbor C.C., spent 2009 season as a redshirt at USC
- Named Defensive Player of the Year in the Central Division-Western Conference of the Southern California Football Association; totaled 42 tackles and nine interceptions (2 TDs)

>> Full profile on Media Guide Page 114

### CAREER STATS

Defense	GP/GS	UT	AT	TT	Sack	TFL	FF	FR	PD	Int	High Tk
2011	9/2	4	2	6	0-0	0-0	1	0	0	0-0	2-SC

### CAREER HIGHS

<b>Tackles</b>	2 vs. South Carolina, 10/29/11
<b>Forced Fumble</b>	1 vs. Middle Tennessee, 11/5/11

## #20 RAJION NEAL

Pronounced (RAY-zhon)

TB/WR, 5-11, 210, So., Fayetteville, Ga.

- Carried 19 times for 116 yards and has nine catches for 144 yards with two touchdowns in nine games with a start
- Scored second-career rushing TD on an 11-yard rush at #8 Arkansas (11/12). Gained 24 rushing yards along with three catches for a season-high 63 yards
- Rushed for 22 yards on three carries along with a catch for 18

yards vs. MTSU (11/5)

- First career start came as a receiver vs. #14 South Carolina (10/29), and he made two catches for 10 yards
- Ran once for 6 yards and catch a pass for a yard at #2 Alabama (10/22)
- Snagged a 38-yard catch vs. #1 LSU (10/15), which was reviewed by video and ruled a catch after an initial incomplete pass ruling
- Scored first-career TD on a 20-yard run, also had first catch of the season vs. Buffalo (10/1)
- Gained 10 yards on three carries vs. Cincinnati (9/10)
- Saw late action vs. Montana (9/3), gained seven yards on two carries
- Played 10 games as freshman as second RB in six games
- Rushed 46 times for 197 yards and caught seven passes for 100 yards

>> Full profile on Media Guide Page 99

### CAREER STATS

Rushing	GP/GS	No	Yds	Avg	Per/G	TD	Long	High Yd
2010	10/0	46	197	4.3	19.7	0	40-UTM	79-UTM
2011	9/1	19	116	5.3	11.2	2	20-Buf	24-Ark
<b>Total</b>	<b>19/1</b>	<b>65</b>	<b>298</b>	<b>4.6</b>	<b>15.2</b>	<b>1</b>	<b>40-UTM</b>	<b>79-UTM</b>

Receiving	GP/GS	No	Yds	Avg	Per/G	TD	Long	High Yd
2010	10/0	7	100	14.3	10.0	0	58-UGA	70-UGA
2011	9/1	9	144	16.0	16.0	0	50-LSU	63-Ark
<b>Totals</b>	<b>19/1</b>	<b>16</b>	<b>244</b>	<b>15.3</b>	<b>12.3</b>	<b>0</b>	<b>58-UGA</b>	<b>70-UGA</b>

### CAREER HIGHS

<b>Rush Attempts</b>	9 (2x, last vs. North Carolina, 12/30/10)
<b>Rushing Yards</b>	79 vs. UT Martin, 9/4/10
<b>Receptions</b>	3 vs. Georgia, 10/9/10 & at Arkansas, 11/12/11
<b>Receiving Yards</b>	70 vs. Georgia, 10/9/10
<b>Touchdowns</b>	1 vs. Buffalo, 10/1/11 & at Arkansas, 11/12/11

### GAME-BY-GAME

2010 Opp.	Run-Yds-TD / Rec-Yd	2011 Opp.	Run-Yds-TD / Rec-Yd
UT-Martin	9-79-0	Montana	2-7-0, 4
Oregon	2-2-0	Cincinnati	3-10-0, 12
Florida	DNP	at Florida	0-0-0
UAB	4-20-0	Buffalo	3-20-1, 20 / 1-14-0
at LSU	0-0-0	Georgia	2-7-0, 11
at Georgia	2-3-0 / 3-70-0	LSU	1-5-0, 5 / 1-38-0, 38
Alabama	6-36-0 / 2-29-0	at Alabama	1-6-0, 6 / 1-10-0, 1
at S. Carolina	6-16-0 / 1-(6)-0	So. Carolina	0-0-0 / 2-10-0, 6
at Memphis	4-14-0	MTSU	3-22-0, 17 / 1-18-0, 18
Mississippi	4-(1)-0	at Arkansas	4-24-1, 11 / 3-63-0, 50
at Vanderbilt	DNP		
Kentucky	DNP		
UNC (Bowl)	9-28-0 / 1-7		

## #1 MICHAEL PALARDY

PK/P, 5-11, 176, So., Coral Springs, Fla.

- Starting placekicker, seeing action in first eight games
- Has 48 points on 21-of-22 PATs and is 9-of-13 on field goals. Also punted 14 times for 36.8 avg
- Eighth in SEC in field goals made per game (1.0)
- 37 kickoffs for 63.5 average including five touchbacks
- Missed MTSU (11/5) game with an injury
- Made a 22-yard field goal and missed a 47-yard kick vs. South Carolina (10/29), also punted three times for 35.3 average
- **Bested career-long field goal for second week in a row with a 52-yarder at #2 Alabama (10/22). Kick was longest by a Vol since Jeff Hall (53 yards) vs. Oklahoma State in 1995.** Also made a 40-yard field goal. Punted five times for a 40.0 average along with a 5-yard completion on a fake punt play
- Made career-long 43-yard field goal along with 28-yarder vs. Georgia (10/8). Also attempted 51-yarder which was wide right for second-longest attempt of career
- Connected on pair of 28-yard field goals vs. Buffalo (10/1)
- Kicked 20-yard field goal and punted for 39 yards at #16 Florida (9/17)
- Recovered his own onside kick vs. Cincinnati (9/10)
- 37-yard field goal along with six PATs vs. Cincinnati (9/10)
- Kicked six PATs in opener vs. Montana (9/3)
- Punted twice vs. Montana for 40.5 average, long of 44
- Kicked seven times for 64.6 average with one touchback in opener vs. Montana
- Tied for third in UT annals for season field goal percentage (.714) in 2011 with minimum five made (5-of-7) in 2010
- Converted 13-of-14 PATs as a true freshman in 2010
- Served as kicker while Daniel Lincoln was injured in 2010
- Handled kickoff duties for most of the 2010 season

>> Full profile on Media Guide Page 100

### CAREER STATS

Kicking	G/S	FG	FGA	Pct.	PAT	PTS	0-29	30-39	40-49	50+	LONG
2010	11/6	5	7	71.4	13-14	28	1-1	4-4	0-1	0-1	39-SC
2011	9/9	9	13	69.2	21-22	48	5-5	1-2	2-4	1-2	52-Ala
<b>Tot.</b>	<b>20/15</b>	<b>14</b>	<b>20</b>	<b>70.0</b>	<b>34-36</b>	<b>76</b>	<b>6-6</b>	<b>5-6</b>	<b>2-5</b>	<b>1-3</b>	<b>52-Ala</b>



Punting GP/GS	No	Yds	Avg	TB	FC	I20	I10	50+	Blk	Long	
2010	11/0	4	157	39.2	0	1	0	0	1	0	51-LSU
2011	9/3	14	515	36.8	0	6	1	0	0	1	46-Ala
Totals	20/3	18	665	36.9	0	7	1	0	1	1	51-LSU

### CAREER HIGHS

<b>Field Goals Made</b>	3 vs. Memphis, 11/6/10
<b>Field Goals Attempted</b>	3 vs. Memphis, 11/6/10 & vs. Georgia, 10/8/11
<b>Longest Conversion</b>	52 at Alabama, 10/22/11
<b>Longest Attempt</b>	52 vs. Alabama, 10/23/10 & at Alabama, 10/22/11
<b>Punts</b>	5 at Alabama, 10/22/11
<b>Punting Average</b>	51.0 vs. LSU, 10/2/10
<b>Long</b>	51 vs. LSU, 10/2/10

### GAME-BY-GAME

2010 Opp.	FG-FGA, Seq.	PATs	Punts-Yds-Avg, Lg
at LSU	0-1, 45	2-2	1-51-51.0, 51
at Georgia	0-0	2-2	
Alabama	1-2, (33) 52	1-1	
at So. Carolina	1-1 (39)	3-3	
at Memphis	3-3 (24) (32) (33)	5-6	
Kentucky	0-0	0-0	3-106-35.3, 46

2011 Opp.	FG-FGA, Seq.	PATs	Punts-Yds-Avg, Lg
Montana	0-0	6-6	2-81-40.5, 44
Cincinnati	1-2, 43 (37)	6-6	0-0
at Florida	1-2, 37 (20)	2-2	1-39-39.0, 39 Blk
Buffalo	2-2, (28) (28)	5-5	0-0
Georgia	2-3, 51 (28) (43)	0-1	0-0
LSU	0-0	1-1	1-42-42.0
at Alabama	2-2, (40) (52)	0-0	5-200-40.0, 46
South Carolina	1-2, (22) 47	0-0	3-106-35.3, 45 11-20
MTSU	DNP		
at Arkansas	0-0	1-1	2-47-23.5, 35

## #28 TAUREN POOLE

*Pronounced (TOR-in)*

TB, 5-10, 215, Sr., Toccoa, Ga.

- Lone senior starting on offense, one of just 13 on the roster
- Leading rusher with 554 yards in 10 games (55.4 per game) with four touchdowns. Also 15 catches for 131 yards
- Ran for 41 yards and had two catches for 16 yards at #8 Arkansas (11/12)
- Fourth career two-touchdown game vs. MTSU (11/5) as he gained 13 rushing yards along with 28 receiving yards
- Against the nation's top defense, ran for 67 yards at #2 Alabama (10/22), also had three catches for 10 yards
- Ran for 70 yards vs. #1 LSU (10/15), most rushing yards vs. the top-ranked Tigers all season
- Eighth-career 100-yard game, second of 2011 with 101 vs. Buffalo (10/1) on 17 carries, also made a 32-yard reception
- Seventh career 100-yard rushing game with 101 vs. Cincinnati (9/10) on 21 carries
- Ran for 98 yards including 8-yd. TD vs. Montana (9/3) on career-high tying 24 carries
- Preseason watch lists for Walker, Maxwell, Lowe's Senior CLASS Award
- All-SEC Preseason Third Team; 2010 All-SEC Hon. Mention
- Six 100-yard rushing games tied for 2010 SEC lead
- Career-high 162 rushing yards vs. Oregon (9/11/10)

>> *Full profile on Media Guide Page 101*

### CAREER STATS

Rushing	GP/GS	No	Yds	Avg	Per/G	TD	Long	High Yd
2008	12/0	22	86	3.9	7.2	0	19-UAB	44-Wyo
2009	13/0	10	85	8.5	6.5	0	34-WKy	62-WKy
2010	13/13	204	1034	5.1	79.5	11	59-Ala	162-Ore
2011	10/10	159	554	3.5	55.4	4	28-Mon	101-2x
<b>Totals</b>	<b>48/23</b>	<b>395</b>	<b>1759</b>	<b>4.5</b>	<b>36.5</b>	<b>15</b>	<b>59-Ala</b>	<b>162-Ore</b>

Receiving	GP/GS	No	Yds	Avg	Per/G	TD	Long	High Yd
2008	12/0	1	-1	--	--	0	--	--
2009	13/0	1	9	9.0	0.7	0	9-Van	9-Van
2010	13/13	22	171	7.8	13.2	1	41-Mem	50-Mem
2011	10/10	15	131	8.7	13.1	0	32-Buf	32-Buf
<b>Totals</b>	<b>48/23</b>	<b>39</b>	<b>310</b>	<b>7.9</b>	<b>6.5</b>	<b>1</b>	<b>41-Mem</b>	<b>50-Mem</b>

Kick Returns	GP/GS	No	Yds	Avg	Per/G	TD	Long	High Yd
2011	10/10	2	52	26.0	6.5	0	27-Mon	27-Mon

### CAREER HIGHS

<b>Rushing Attempts</b>	24 vs. LSU, 10/2/10; vs. Montana, 9/3/11
<b>Rushing Yards</b>	162 vs. Oregon, 9/11/10
<b>Rushing TDs</b>	2 (3x, last vs. MTSU, 11/5/11)
<b>Receptions</b>	4 vs. North Carolina (bowl), 12/30/10
<b>Receiving Yards</b>	50 vs. Memphis, 11/6/10
<b>Total TDs</b>	2 (4x, last vs. MTSU, 11/5/11)
<b>All-Purpose Yards</b>	179 vs. Oregon, 9/11/10
<b>100-Yard Rushing Games</b>	8 (last vs. Buffalo, 10/1/11)

### GAME-BY-GAME

2008 Opp.	Run-Yds-TD / Rec-Yd	2009 Opp.	Run-Yds-TD / Rec-Yd
at UCLA	0-0-0	Western Ky.	5-62-0
UAB	9-43-0	UCLA	0-0-0
Florida	0-0-0	at Florida	0-0-0

at Auburn	0-0-0	Ohio	0-0-0
Northern Ill.	0-0-0	Auburn	0-0-0
at Georgia	0-0-0	Georgia	2-8-0
Miss. State	2 (-1)-0	at Alabama	0-0-0
Alabama	0-0-0	So. Carolina	0-0-0
at So. Carolina	0-0-0	Memphis	0-0-0
Wyoming	11-44-0 / 1-(-1)-0	at Miss.	0-0-0
at Vanderbilt	0-0-0	Vanderbilt	0-0-0 / 1-9-0
Kentucky	0-0-0	at Kentucky	0-0-0
		VT (Bowl)	3-15-0

2010 Opp.	Run-Yds-TD / Rec-Yd	2011 Opp.	Run-Yds-TD / Rec-Yd
UT-Martin	17-110-2	Montana	24-98-1, 28
Oregon	23-162-1 / 3-17-0	Cincinnati	21-101-0, 19 / 3-30-0
Florida	10-23-0 / 3-38-0	at Florida	9-18-0, 10 / 1-6-0
UAB	6-23-0	Buffalo	17-101-0, 25 / 1-32-0
at LSU	24-109-1 / 1-(-2)-0	Georgia	7-7-0, 6 / 1-7-0, 7
at Georgia	15-51-1 / 2-14-0	LSU	19-70-1, 22
Alabama	14-117-1 / 1-8-0	at Alabama	19-67-0, 15 / 3-10-0, 8
at S. Carolina	16-33-0 / 3-21-0	So. Carolina	18-38-0, 9 / 1-2-0, 2
at Memphis	16-101-1 / 2-50-1	MTSU	11-13-2, 7 / 3-28-0, 19
Mississippi	12-107-2 / 1-(-2)-0	at Arkansas	14-41-0, 7 / 2-16-0, 12
at Vanderbilt	23-99-1 / 1-11-0		
Kentucky	17-59-1 / 1-0-0		
UNC (Bowl)	11-40-0 / 4-16-0		

## #47 JOHN PROPST

LB, 6-0, 225, So., Hoover, Ala.

- Played in 10 games with three tackles in 2011, seeing most action on special team coverage
- Recovered a fumble on special teams vs. #14 South Carolina (10/29)
- Made three tackles and had a 0.5 TFL vs. Montana (9/3)
- 2010 Coaches All-SEC Freshman Team selection
- 14 tackles in 11 games in 2010, season-high six at Georgia
- Changed from No. 51 to No. 41 for 2011 season

>> *Full profile on Media Guide Page 102*

### CAREER STATS

Defense	GP/GS	UT	AT	TT	Sack	TFL	FF	FR	PD	Int	High Tk
2010	11/0	5	9	14	0/0	1-1	0	0	0	0-0	6-UGA
2011	10/0	0	3	3	0/0	0.5-2	0	1	0	0-0	3-Mon
<b>Total</b>	<b>21/0</b>	<b>5</b>	<b>12</b>	<b>17</b>	<b>0/0</b>	<b>1.5-3</b>	<b>0</b>	<b>1</b>	<b>0</b>	<b>0-0</b>	<b>6-UGA</b>

### CAREER HIGHS

<b>Tackles</b>	6 at Georgia, 10/9/10
<b>Tackles for loss</b>	1 at Georgia, 10/9/10
<b>Fumble Recovery</b>	1 vs. South Carolina, 10/29/11

### GAME-BY-GAME

2010 Opp.	U-A-T, Other	2011 Opp.	U-A-T, Other
UT-Martin	2-2-4	Montana	0-3-3, 0.5-2 tfl, qh
Oregon	0-1-1	Cincinnati	0-0-0
Florida	0-0-0	at Florida	0-0-0
UAB	0-0-0	Buffalo	0-0-0
at LSU	0-0-0	Georgia	0-0-0
at Georgia	1-5-6, 1-1 tfl	LSU	0-0-0
Alabama	0-0-0	at Alabama	0-0-0
at S. Carolina	DNP	So. Carolina	0-0-0 fr
at Memphis	1-0-1	MTSU	0-0-0
Mississippi	1-1-2	at Arkansas	0-0-0
at Vanderbilt	DNP		
Kentucky	0-0-0		
UNC (Bowl)	0-0-0		

## #37 BRIAN RANDOLPH

DB, 6-0, 190, Fr., Kennesaw, Ga.

- True freshman has played in 10 games with six starts, seeing action at free safety and in nickel
- 40 tackles, sixth on team along with two pass break-ups
- Had 23 tackles in three-game span, coming against nation's top teams: #1 LSU, #2 Alabama & #14 S. Carolina**
- Made five tackles at #8 Arkansas (11/12)
- Four stops vs. MTSU (11/5)
- Six tackles, a forced fumble vs. #14 South Carolina (10/29)
- Posted eight tackles at #2 Alabama (10/22) in start
- Racked up career-high nine tackles vs. #1 LSU (10/15)
- Started in a nickel, and had three tackles vs. Buffalo (10/1)
- Two tackles at #16 Florida (9/17)
- First career start vs. Cincinnati (9/10), made two tackles
- One of 12 true freshmen to debut vs. Montana (9/3).

>> *Full profile on Media Guide Page 114*

### CAREER STATS

Defense	GP/GS	UT	AT	TT	Sack	TFL	FF	FR	PD	Int	High Tk
2011	10/6	32	8	40	0-0	0-0	1	0	2	0-0	9-LSU

### CAREER HIGHS

<b>Tackles</b>	9 vs. LSU, 10/15/11
<b>Passes Defended</b>	2 vs. Cincinnati, 9/10/11

### GAME-BY-GAME

2011 Opp.	U-A-T, Other
Montana	1-0-1
Cincinnati	1-1-2, 2 pd
at Florida	1-1-2
Buffalo	3-0-3
Georgia	0-0-0
LSU	8-1-9
at Alabama	7-1-8
South Carolina	5-1-6, ff
MTSU	4-0-4
at Arkansas	2-3-5

## #30 SHANE REVEIZ

*Pronounced (ruh-VAZE)*

LB, 5-10, 225, Sr.-RS, Farragut

- Played in nine games in 2011, all on special teams
- Former walk-on, who earned scholarship for senior year
- Played special teams and backup LB last three seasons
- Brother Nick was in preseason camp with Tampa Bay Bucs after star career at Tennessee, graduating in 2010; Dad Fuad spent 11 years in NFL

>> *Full profile on Media Guide Page 102*

### CAREER STATS

Defense GP/GS	UT	AT	TT	Sack	TFL	FF	FR	PD	Int	High Tk
2009	12/0	4	3	7	0-0	0/0	10/0	0	0/0	4-Mem
2010	5/0	1	1	2	0/0	0/0	0/0	0	0/0	2-UTM
2011	9/0	0	0	0	0/0	0/0	0/0	0	0/0	--
<b>Totals</b>	<b>26/0</b>	<b>5</b>	<b>4</b>	<b>9</b>	<b>0/0</b>	<b>0/0</b>	<b>10/0</b>	<b>0</b>	<b>0/0</b>	<b>4-Mem</b>

### CAREER HIGHS

**Tackles** 4 vs. Memphis, 11/7/09

## #15 CHIP RHOME

PK/H, 6-2, 197, Sr.-TR, Christiana

- Suffered a leg injury prior to the MTSU (11/5) game and has been sidelined since
- Held on 21 PATs this season and 13 field goal attempts
- Played in first eight games, sat out MTSU (11/5) with injury
- Spent freshman season at Austin Peay in 2007
- Redshirted at UT in 2008 and spent last two seasons as a squad member
- Changed from No. 47 to No. 15 just prior to 2011 season

>> *Full profile on Media Guide Page 103*

## #74 ANTONIO RICHARDSON

OL, 6-6, 325, Fr., Nashville

- Has played in all 10 games as part of offensive line on field goal and PAT attempts
- Made debut vs. Montana (9/3), playing final two series
- Rivals: 4-star (No. 74 overall, No. 7 overall OT, No. 1 in Tenn.); Scout: 4-star (No. 18 overall OT)
- ESPN: 4-star (No. 105 overall, No. 8 OT); to U.S. Army All-American Bowl; ESPNU 150 Team

>> *Full profile on Media Guide Page 114*

## #81 MYCHAL RIVERA

TE, 6-3, 254, Jr.-RS, Valencia, Calif.

- Starting tight end has 26 catches for 315 yards and TD
- Named to John Mackey Award Midseason Watch List
- 21st among all tight ends in NCAA in receptions (3rd in SEC) and 19th in receiving yards (3rd in SEC)
- Second on team in catches and second in receiving yards
- Equalled entire 2010 season total for catches (11) and passed yards total (112) by third game of 2011 season
- Named to College Football Performance Awards Weekly Honor Roll after game at Florida (9/19)
- Had three receptions for 32 yards vs. MTSU (11/5)
- Two catches for 15 yards vs. #14 South Carolina (10/29)
- Had a catch for 13 yards at #2 Alabama (10/22)
- Career-high 85 yards on five catches vs. Georgia (10/8)
- Three catches for 38 yards vs. Buffalo (10/1)
- Made five catches for career-high 71 yards at #16 Florida (9/17). First-ever TD on 18-yard reception in fourth quarter
- Most catches in a single game by a UT tight end since Chris Brown in 2007 with six vs. Cincinnati**
- Career game with new highs of six catches and 54 yards vs. Cincinnati (9/10)
- First-career start at tight end in opener vs. Montana (9/3)
- Began at Oregon as 2008 signee, but transferred to College of Canyons (in hometown of Valencia)
- Had 32 rec for 316 yards in junior college

>> *Full profile on Media Guide Page 103*

## CAREER STATS

Receiving	GP/GS	No	Yds	Avg	Per/G	TD	Long	High Yd
2010	13/0	11	112	10.2	8.6	0	26-Miss	35-Miss
2011	10/10	26	315	12.1	31.5	1	20-Fla	85-UGa
<b>Total</b>	<b>23/10</b>	<b>37</b>	<b>437</b>	<b>11.8</b>	<b>19.0</b>	<b>1</b>	<b>26-Miss</b>	<b>85-UGa</b>

## CAREER HIGHS

<b>Receptions</b>	6 vs. Cincinnati, 9/10/11
<b>Receiving Yards</b>	85 vs. Georgia, 10/8/11
<b>Touchdowns</b>	1 at Florida, 9/17/11

2010 Opp.	Rec-Yds-TD, Lg	2011 Opp.	Rec-Yds-TD, Lg
UT-Martin	1-7-0, 7	Montana	0-0-0
Oregon	0-0-0	Cincinnati	6-54-0, 12
Florida	0-0-0	at Florida	5-71-1, 20
UAB	2-6-0, 3	Buffalo	3-38-0, 17
at LSU	0-0-0	Georgia	5-85-0, 19
at Georgia	1-4-0, 4	LSU	0-0-0
Alabama	1-16-0, 16	at Alabama	1-13-0, 13
at S. Carolina	0-0-0	So. Carolina	2-15-0, 10
at Memphis	3-29-0, 11	MTSU	3-32-0, 15
Mississippi	2-35-0, 26	at Arkansas	1-7-0, 7
at Vanderbilt	0-0-0		
Kentucky	0-0-0		
UNC (Bowl)	1-15-0, 15		

## #21 DA'RICK ROGERS

Pronounced (DAY-rick)

WR, 6-3, 215, So., Calhoun, Ga.

- First on team and second in SEC with 55 receptions and 886 receiving yards (5.5 catches per game and 88.6 yards per game)
- **43 of his 55 catches this season have gone for first downs or touchdowns, 78.1 percent**
- Had a TD catch in five consecutive games, one shy of the school record before streak was ended vs. Georgia (10/8)
- **Two games with multiple touchdowns**
- **Five games with 100-plus receiving yards in 2011, tied for fifth all-time in a single-season in UT history**
- **Stands tied for 14th in single-season catches with his 55 and 11th in single-season yards with 886**
- 2nd in SEC in catches per game, receiving yards per game
- 29th in NCAA in receiving yards per game (88.6)
- Fifth game with 100-plus receiving yards at #8 Arkansas with 106 on five catches. Went over 1,000 career receiving yards in the game
- Fourth-career 100-yard game (including 104 in first half) with 137 yards on nine catches with a 47-yard TD catch vs. MTSU (11/5)
- Four receptions for 59 yards vs. #14 South Carolina (10/29)
- Two catches for 32 yards at #2 Alabama (10/22)
- Made three catches for 63 yards vs. #1 LSU (10/15)
- Grabbed five catches for 71 yards vs. Georgia (10/8)
- Career-high 180 receiving yards on seven catches including two TD catches for 7 and 12 yards vs. Buffalo (10/1). All seven of his catches went for first downs or touchdowns
- Second career 100-yard receiving game in a row vs. Cincinnati (9/10). Career-high 10 receptions in win including two touchdowns with 11 and 15-yard scores in second quarter
- Part of duo with Justin Hunter to have the first-ever game where two UT receivers to have 10 catches in same game, vs. Cincinnati (9/10)
- Part of duo to have 100-receiving yards in back-to-back games for just the second time in Tennessee history
- First career 100-yard receiving gm. vs. Montana (9/3) on career-high five catches
- Snagged a career-long 47-yd TD on his first catch of 2011
- Finished fourth on UT with 582 all-purpose yards in 2010
- 11 receptions for 167 yards and a pair of TDs last season

>> Full profile on Media Guide Page 104

## CAREER STATS

Receiving	GP/GS	No	Yds	Avg	Per/G	TD	Long	High Yd
2010	13/0	11	167	15.2	12.8	2	45-UNC	59-VU
2011	10/10	55	886	16.1	88.6	7	58-Buf	180-Buf
<b>Total</b>	<b>23/10</b>	<b>67</b>	<b>1053</b>	<b>15.7</b>	<b>45.8</b>	<b>9</b>	<b>58-Buf</b>	<b>180-Buf</b>

Rushing	GP/GS	No	Yds	Avg	Per/G	TD	Long	High Yd
2010	13/0	16	117	7.3	9.0	0	21-Ore	49-USC
2011	10/10	2	-1	-0.5	-0.1	0	3-Ark	3-Ark
<b>Totals</b>	<b>23/10</b>	<b>18</b>	<b>116</b>	<b>6.4</b>	<b>5.1</b>	<b>0</b>	<b>21-Ore</b>	<b>49-USC</b>

Kick Returns	GP/GS	No	Yds	Avg	Per/G	TD	Long	High Yd
2010	13/0	12	298	24.8	22.9	0	78-UK	114-UK
2011	10/0	5	113	22.6	37.7	0	29-Mon	70-UC
<b>Total</b>	<b>23/0</b>	<b>17</b>	<b>411</b>	<b>24.1</b>	<b>19.6</b>	<b>0</b>	<b>78-UK</b>	<b>114-UK</b>

## CAREER HIGHS

<b>Receptions</b>	10 vs. Cincinnati, 9/10/11
<b>Receiving Yards</b>	180 vs. Buffalo, 10/1/11
<b>100-Yard Receiving Games</b>	4, last vs. MTSU, 11/5/11
<b>Rushing Attempts</b>	5 vs. South Carolina, 10/30/10

<b>Rushing Yards</b>	49 vs. South Carolina, 10/30/10
<b>Kickoff Returns</b>	3 (3x, last Cincinnati, 9/10/11)
<b>Kickoff Return Yards</b>	114 vs. Kentucky, 11/27/10

2010 Opp.	Rec-Yds-TD	Rush-Yd-TD	Kick Ret-Yd-TD
UT-Martin	1-9-0	0-0-0	0-0-0
Oregon	0-0-0	1-21-0	0-0-0
Florida	0-0-0	0-0-0	0-0-0
UAB	2-16-0	1-(-8)-0	0-0-0
at LSU	0-0-0	0-0-0	0-0-0
at Georgia	1-(-3)-0	0-0-0	0-0-0
Alabama	2-19-0	1-3-0	0-0-0
at S. Carolina	0-0-0	5-49-0	2-30-0
at Memphis	1-22-1	1-1-0	3-66-0
Mississippi	0-0-0	2-28-0	0-0-0
at Vanderbilt	3-59-0	0-0-0	1-23-0
Kentucky	0-0-0	3-30-0	3-114-0
UNC (Bowl)	1-45-1	2-(-7)-0	3-65-0

2011 Opp.	Rec-Yds-TD	Rush-Yd-TD	Kick Ret-Yd-TD
Montana	5-100-1	0-0-0	1-29-0
Cincinnati	10-100-2	1-(-4)-0	3-70-0
at Florida	5-62-1	0-0-0	1-14-0
Buffalo	7-180-2, 58	0-0-0	0-0-0
Georgia	5-71-0, 17	0-0-0	0-0-0
LSU	3-63-0, 44	0-0-0	0-0-0
at Alabama	2-32-0, 21	0-0-0	0-0-0
South Carolina	4-35-0, 12	0-0-0	0-0-0
MTSU	9-137-2, 47	0-0-0	0-0-0
at Arkansas	5-106-0, 48	1-3-0, 3	0-0-0

## #83 ZACH ROGERS

WR, 6-0, 180, Jr., Nashville

- Played in 10 games in 2011 as a slot receiver, six starts
- Has 13 catches for 170 yards with a touchdown
- Two grabs for 17 yards at #8 Arkansas (11/12)
- Two catches for 24 yards vs. #14 South Carolina (10/29)
- One catch for 19 yards vs. Georgia (10/8)
- Made two catches for 24 yards vs. Buffalo (10/1)
- Two catches for 34 yards at #16 Florida (9/17)
- Made two catches for 25 yards including a 16-yard touchdown vs. Cincinnati (9/10). TD was second of his career
- Opened 2011 with a 14-yard reception vs. Montana
- Named 2010 All-SEC Academic honoree

>> Full profile on Media Guide Page 104

## CAREER STATS

Receiving	GP/GS	No	Yds	Avg	Per/G	TD	Long	High Yd
2009	12/0	3	19	6.3	1.6	0	11-WKY	11-WKY
2010	12/4	14	207	14.8	17.2	1	72-UAB	78-UAB
2011	10/6	13	170	13.1	17.0	1	19-UGa	34-Fla
<b>Totals</b>	<b>34/10</b>	<b>30</b>	<b>396</b>	<b>13.2</b>	<b>11.6</b>	<b>2</b>	<b>72-UAB</b>	<b>78-UAB</b>

## CAREER HIGHS

<b>Receptions</b>	4 vs. Florida, 9/18/10
<b>Receiving Yards</b>	78 vs. UAB, 9/25/10
<b>Rushing Yards</b>	9 South Carolina, 10/30/10
<b>Touchdowns</b>	1, twice, last vs. Cincinnati, 9/10/10

2009 Opp.	Rec-Yds-TD, Lg	2010 Opp.	Rec-Yds-TD, Lg / Run
Western Ky	1-11-0	UT-Martin	1-7-0
UCLA	1-6-0	Oregon	3-45-0
at Florida	DNP	Florida	4-53-0
Ohio	0-0-0	UAB	2-78-1
Auburn	0-0-0	at LSU	1-5-0
Georgia	0-0-0	at Georgia	1-8-0
Alabama	0-0-0	Alabama	1-6-0
So. Carolina	1-2-0	at S. Carolina	0-0-0 / 1-9-0
Memphis	0-0-0	at Memphis	0-0-0 / 1-1-0
at Mississippi	0-0-0	Mississippi	0-0-0 / 1-4-0
Vanderbilt	0-0-0	at Vanderbilt	DNP
at Kentucky	0-0-0	Kentucky	0-0-0
Va. Tech (Bowl)	0-0-0	UNC (Bowl)	1-5-0

2011 Opp.	Rec-Yds-TD, Lg
Montana	1-14-0, 12
Cincinnati	2-25-1, 16
at Florida	2-34-0, 18
Cincinnati	2-24-0, 14
Georgia	1-19-0, 19
LSU	0-0-0
at Alabama	0-0-0
South Carolina	2-24-0, 14
MTSU	1-13-0, 13
at Arkansas	2-17-0, 14

## #41 DONTAVIS SAPP

Pronounced (don-TAY-vis)

LB, 6-2, 219, So., Valdosta, Ga.

- Played in all 10 games in 2011 with 14 tackles along with a fumble recovery and a sack
- Three stops on special teams
- Tackle and a fumble recovery vs. MTSU (11/5)

- Career-high five tackles seeing most time of career due to injury to Curt Maggitt vs. #14 South Carolina (10/29)
- Career-high four tackles including a 6-yard sack vs. Cincinnati (9/10), also had a forced fumble
- Former defensive back moved to linebacker for 2011
- Played final 11 games of 2010 as true freshmen

>> Full profile on Media Guide Page 105

## CAREER STATS

Defense GP/GS	UT	AT	TT	Sack	TFL	FF	FR	PD	Int	High Tk
2010	11/0	1	4	5	0-0	0-0	0	0	0-0	1-5x
2011	10/0	10	4	14	1-6	1-6	1	1	0-0	5-SC
<b>Total</b>	<b>21/0</b>	<b>11</b>	<b>8</b>	<b>19</b>	<b>1-6</b>	<b>1-6</b>	<b>1</b>	<b>1</b>	<b>0-0</b>	<b>5-SC</b>

## CAREER HIGHS

<b>Tackles</b>	5 vs. South Carolina, 10/29/11
<b>Sacks</b>	1 vs. Cincinnati, 9/10/11
<b>Fumble Recovery</b>	1 vs. Middle Tennessee, 11/5/11

## #75 JERQUARI SCHOFIELD

OL, 6-6, 333, So.-RS, Aiken, S.C.

- Played in three games this season including Cincinnati (9/10) and Buffalo (10/1), giving him 10 career games
- Saw late minutes vs. Montana (9/3)
- Started in five games at left guard and saw action in seven as a freshman for Tennessee in 2010

>> Full profile on Media Guide Page 105

## #12 MATT SIMMS

QB, 6-3, 210, Sr., Franklin Lakes, N.J.

- Played in seven games in 2011, throwing for 289 yards
- Started two games against the top two ranked teams in the nation: #1 LSU and #2 Alabama
- Played fourth quarter at #8 Arkansas (11/12), throwing for 30 yards on 3-of-5
- Came on in relief of Justin Worley vs. #14 South Carolina (10/29) and threw for 46 yards on 5-of-12
- Threw for 58 yards on 8-of-17 at #2 Alabama (10/22)
- Started vs. #1 LSU (10/15) and threw for 128 yards
- Came on for injured Tyler Bray vs. Georgia (10/8) and led Vols to only TD drive of game on a 1-yard TD rush. Threw for 39 yards on 4-of-6 on the final two drives for UT
- Saw action in final two series vs. Buffalo (10/1)
- Played final two series vs. Montana (9/3), completed lone pass for 18 yds.
- Started first eight games of 2010 after transferring from El Camino JC
- Son of Super Bowl Champion, CBS broadcaster Phil Simms

>> Full profile on Media Guide Page 105

## CAREER STATS

Passing	GP/GS	Comp	Att	TD	Int	Yds	Per/G	Long	High Yd
2008 Louisville	2/0	4	10	0	1	39	18.0	39	39-Pitt
2010	11/8	113	195	5	8	1460	162.2	72	259-Fla
2011	7/2	27	62	0	3	319	45.6	44	LSU 128-LSU
<b>Totals</b>	<b>20/10</b>	<b>144</b>	<b>267</b>	<b>5</b>	<b>12</b>	<b>1828</b>	<b>91.4</b>	<b>72</b>	<b>259-Fla</b>

## CAREER HIGHS

<b>Completions</b>	19 vs. UAB, 9/25/10, vs. Florida, 9/18/10
<b>Attempts</b>	34 vs. UAB, 9/25/10
<b>Yards</b>	259 vs. Florida, 9/18/10
<b>Touchdowns</b>	3 vs. UAB, 9/25/10
<b>Longest Completion</b>	72 vs. UAB, 9/25/10

## GAME-BY-GAME STATISTICS

2010	Comp	Att	TD	INT	Pct.	Yards	Long
UT Martin	14	24	1	0	58.3	181	42
Oregon	15	29	0	1	51.7	151	31
Florida	19	31	2	2	61.3	259	49
UAB	19	34	3	0	55.9	245	72
at LSU	12	23	0	0	52.2	121	37
at Georgia	9	13	1	1	69.2	179	58
Alabama	12	22	0	1	54.5	117	26
at South Carolina	10	13	1	0	76.9	153	64
at Memphis	3	5	0	0	60.0	54	34
Mississippi	0	1	0	0	0.0	0	0

2011	Comp	Att	TD	INT	Pct.	Yards	Long
Montana	1	1	0	0	100.0	18	18
Buffalo	0	1	0	0	0	0	0
Georgia	4	6	0	0	66.7	39	19
LSU	6	20	0	2	30.0	128	44
at Alabama	8	17	0	1	47.1	58	21
South Carolina	5	12	0	0	40.0	46	14
at Arkansas	3	5	0	0	60.0	30	12



## #55 JACQUES SMITH

Pronounced (JOCK-kweez)

DL 6-2, 255, So., Ooltewah

- Played in 10 games and started eight at left end
- Eighth on the team in tackles with 28 including 5.5 TFLs for 18 yards (second on team to Malik Jackson)
- Three tackles at #8 Arkansas (11/12)
- Two stops and a forced fumble in win over MTSU (11/5)
- Posted five tackles vs. #1 LSU (10/15)
- Three stops with a TFL vs. Georgia (10/8)
- Five tackles with two TFLs for five yards at #16 Florida (9/17)
- Tied career-high with five tackles including 0.5 TFL vs. Cincinnati (9/10)
- In first-career start had 4 tackles with a career-high 2 TFLs for 7 yards vs. Montana (9/3)
- Earned Coaches' All-SEC Freshman Team honors
- One of seven true freshmen to play every game in 2010
- Fourth among UT's def. linemen with 24 tackles in 2010

>> Full profile on Media Guide Page 106

### CAREER STATS

Defense	GP/GS	UT	AT	TT	Sack	TFL	FF	FR	PD	Int	High Tk
2010	13/0	15	9	24	2-7	5-18	1	0	0	0-0	5-LSU
2011	10/8	16	12	28	0-0	5.5-18	1	0	1	0-0	5-3x
<b>Totals</b>	<b>23/8</b>	<b>31</b>	<b>21</b>	<b>52</b>	<b>2-7</b>	<b>10.5-36</b>	<b>2</b>	<b>0</b>	<b>1</b>	<b>0-0</b>	<b>5-4x</b>

### CAREER HIGHS

<b>Tackles</b>	5 4x (last vs. LSU, 10/15/11)
<b>TFLs</b>	2 vs. Montana, 9/3/11 & at Florida, 9/17/10
<b>Quarterback Hurries</b>	2 vs. UAB, 9/25/10

### GAME-BY-GAME

2010 Opp.	U-A-T, Other	2011 Opp.	U-A-T, Other
UT-Martin	4-0-4, 1-3 tfl	Montana	3-1-4, 2-7 tfl, qh
Oregon	1-0-1, 1-4 tfl	Cincinnati	3-2-5, 0.5-5 sk, 0.5-5 tfl
Florida	1-0-1	at Florida	4-1-5, 2-5 tfl, pd
UAB	1-0-1	Buffalo	0-0-0, qh
at LSU	1-0-1	Georgia	1-2-3, 1-1 tfl
at Georgia	2-1-3, 1-4 tfl	LSU	1-4-5
Alabama	1-0-1	at Alabama	0-0-0, qh
at S. Carolina	2-0-2	So. Carolina	1-0-1
at Memphis	1-0-1, 1-5 sk, 1-5 tfl, ff	MTSU	2-0-2, ff
Mississippi	1-1-2, 1-2 sk, 1-2 tfl	at Arkansas	1-2-3
at Vanderbilt	0-0-0		
Kentucky	1-2-3		
UNC (Bowl)	0-0-0		

## #29 TOM SMITH

TB, 5-11, 205, Fr., Apopka, Fla.

- One of 16 true freshmen to play this season, has 34 rushing yards on 13 carries
- Carried 10 times for 28 yards vs. Buffalo (10/1)
- One of 12 true freshmen to play vs. Montana (9/3), rushed three times for six yards
- In 2010, honored as First Team All-County and All-Central Florida by the Orlando Sentinel

>> Full profile on Media Guide Page 115

### CAREER STATS

Rushing	GP/GS	No	Yds	Avg	Per/G	TD	Long	High Yd
2011	3/0	13	34	2.6	11.3	0	8-Buf	28-Buf

### CAREER HIGHS

<b>Rushes</b>	10 vs. Buffalo, 10/1/11
<b>Rushing Yards</b>	28 vs. Buffalo, 10/1/11

## #64 JAMES STONE

C, 6-3, 308, So., Nashville

- Has played in nine of 10 games in 2011
- Had started 12 games in a row, 11 at center (UT was 7-4 in those games) and one game at left guard
- Started all 10 of Tyler Bray's career starts (7-3 record)
- Did not play against #14 South Carolina (10/29)
- Moved to left guard starting with the game at #2 Alabama (10/22) after starting first six games in 2011 at center
- Part of line that has helped UT to 350.4 yards per game this season including two games with 500-plus yards
- Earned *Sporting News* and FWAA Freshman All-America honors in 2010, playing 12 games
- Lefty began snapping with right hand in spring
- Part of OL that was only one in NCAA FBS to start three true frosh in a game in 2010 (Memphis)

>> Full profile on Media Guide Page 106

## #10 MARSALIS TEAGUE

DB, 5-10, 185, Jr., Paris

- Started first six games in 2011 (at right cornerback) and eight consecutive dating to last season before coming off the bench starting with the game at #2 Alabama (10/22)
- Has 19 tackles and two pass break-ups in eight games
- Did not play against #14 South Carolina (10/29)
- Four stops vs. #1 LSU (10/15)
- Season-high five tackles vs. Georgia (10/8)
- Two stops and pass break-ups at #16 Florida (9/17)
- Second game in row with three tackles vs. Cincinnati (9/10)
- First start at right corner vs. Montana (9/3), with three tackles
- In 2010, played 11 games, started 8 at CB after playing freshman season at WR
- Fourth among the UT secondary and 8th overall with 46 tackles in '10.

>> Full profile on Media Guide Page 107

### CAREER STATS

Defense	GP/GS	UT	AT	TT	Sack	TFL	FF	FR	PD	Int	High Tk
2009	13/5*	1	1	2	0-0	0-0	0	0	0	0-0	1-2x
2010	11/8	29	17	46	0-0	0.5-1	0	0	8	0-0	11-UK
2011	9/6	9	10	19	0-0	0-0	0	1	2	0-0	5-UGa
<b>Totals</b>	<b>33/19</b>	<b>39</b>	<b>28</b>	<b>67</b>	<b>0-0</b>	<b>0.5-1</b>	<b>0</b>	<b>1</b>	<b>9</b>	<b>0-0</b>	<b>11-UK</b>

\* Started five games at wide receiver

### CAREER HIGHS

<b>Tackles</b>	11 vs. Kentucky, 11/27/10
<b>Passes Defended</b>	3 vs. UAB, 9/25/10

### GAME-BY-GAME

2010 Opp.	U-A-T, Other	2011 Opp.	U-A-T, Other
UT-Martin	1-0-1, pd	Montana	1-2-3, fr
Oregon	3-3-6, pd	Cincinnati	2-1-3, pd
Florida	2-3-5, 0.5-1 tfl	at Florida	1-1-2, pd
UAB	4-0-4, 3 pd	Buffalo	0-0-0
at LSU	3-5-8, pd	Georgia	3-2-5
at Georgia	1-2-3	LSU	1-3-4
Alabama	2-1-3, pd	at Alabama	0-0-0
at S. Carolina	DNP	So. Carolina	DNP
at Memphis	DNP	MTSU	1-0-1
Mississippi	2-0-2, pd	at Arkansas	0-1-1
at Vanderbilt	1-0-1		
Kentucky	9-2-11		
UNC (Bowl)	1-1-2		

## #71 DALLAS THOMAS

L/T, 6-5, 305, Jr.-RS, Baton Rouge, La.

- Started 23 games in a row at left tackle, including all 13 in 2010 and all 10 games in 2011
- Has helped UT to two 500-yard total offense games
- Only non-sophomore starting on the OL; One of three team reps at SEC Media Days
- Shared 2010 Fourth Quarter Off-Season Award, for attitude, discipline, toughness, effort & team
- Helped Tauren Poole tie for SEC lead of six 100-yard games

>> Full profile on Media Guide Page 107

## #31 JARON TONEY

TB, 5-10, 180, Fr.-RS, Alcoa, Tenn.

- Local product played in three games as a backup tailback
- Carried 11 times for 22 yards at #8 Arkansas (11/12)
- Saw most time of career with 19 carries for 52 yards vs. MTSU (11/5)
- Made college debut, but did not carry ball vs. South Carolina (10/29)
- 2009 honors included Gatorade state player of the year
- Class AA Mr. Football finalist & PrepXtra Offensive Player of the Year
- As a senior, rushed for a state-record 50 touchdowns along with 2,358 yards

>> Full profile on Media Guide Page 107

### CAREER STATS

Rushing	GP/GS	No	Yds	Avg	Per/G	TD	Long	High Yd
2011	3/0	30	74	2.5	24.7	0	8-MT	52-MT

### CAREER HIGHS

<b>Rushes</b>	19 vs. Middle Tennessee, 11/5/11
<b>Rushing Yards</b>	52 vs. Middle Tennessee, 11/5/11
<b>Long Rush</b>	8 vs. Middle Tennessee, 11/5/11

### 2011 Opp. Rush-Yd-TD, Lg

South Carolina	0-0-0
MTSU	19-52-0, 8
at Arkansas	11-22-0, 6

## #9 DARYL VEREEN

LB, 5-11, 215, Sr.-RS, Charlotte, N.C.

- Playing key role in nickel packages with 18 tackles in 2011 in 10 games with two starts
- Started for second time vs. Buffalo (10/1) and had fix tackles including a 9-yard sack, the second of his career
- Three stops with a pass break-up vs. Cincinnati (9/10)
- Career-high six tackles, to lead UT vs. Montana (9/3)
- Shared Stucky Hard Knox Award in 2011
- Named to 2008 SEC All-Freshman Team

>> Full profile on Media Guide Page 108

### CAREER STATS

Defense	GP/GS	UT	AT	TT	Sack	TFL	FF	FR	PD	Int	High Tk
2008	7/0	0	3	3	0-0	0-0	0	0	0	0-0	1-3x
2009	10/0	1	0	1	0-0	0-0	0	0	0	0-0	1-UCLA
2010	11/1	10	8	18	1-5	1-5	0	0	0	0-0	4-VU
2011	10/2	11	7	18	1-9	1-9	0	0	2	0-0	6-Mon
<b>Totals</b>	<b>38/3</b>	<b>22</b>	<b>18</b>	<b>40</b>	<b>2-14</b>	<b>2-14</b>	<b>0</b>	<b>0</b>	<b>2</b>	<b>0-0</b>	<b>6-Mon</b>

### CAREER HIGHS

<b>Tackles</b>	6 vs. Montana, 9/3/11
<b>Sacks</b>	1, two times, last vs. Buffalo, 10/1/11
<b>Quarterback Hurries</b>	2 vs. Oregon, 9/11/10

### GAME-BY-GAME

2010 Opp.	U-A-T, Other	2011 Opp.	U-A-T, Other
UT-Martin	0-2-2	Montana	4-2-6
Oregon	2-1-3	Cincinnati	1-2-3, pd
Florida	0-0-0	at Florida	0-1-1
UAB	1-1-2	Buffalo	4-1-5, 1-9 sack, 1-9 tfl, pd
at LSU	DNP	Georgia	1-1-2
at Georgia	DNP	LSU	0-0-0
Alabama	0-0-0	at Alabama	1-0-1
at S. Carolina	0-0-0	So. Carolina	0-0-0
at Memphis	1-0-1	MTSU	0-0-0
Mississippi	2-1-3	at Arkansas	0-0-0
at Vanderbilt	3-1-4		
Kentucky	0-0-0		
UNC (Bowl)	1-2-3, 1-5 sk, 1-5 tfl		

## #23 PRENTISS WAGNER

DB, 6-2, 185, Jr.-RS, Clinton, La.

- Started 23 games in a row, including all 13 last season (at both free safety and cornerback)
- Started all 10 games in 2011: first six games at free safety, started last four games at cornerback
- **Leads teams in passes broken up (7) and passes defended (8)**
- Racked up 40 tackles in 10 starts to rank fifth on team
- Three stops at #8 Arkansas (11/12)
- **Posted 100th-career tackle vs. MTSU**
- Four tackles and two passes defended vs. MTSU (11/5)
- First interception of the season, returned for 54 yards vs. #14 South Carolina (10/29). Also had five tackles including a 2-yard sack
- Started at right cornerback against #2 Alabama (10/22)
- Career-high 11 tackles (10 solos) vs. Georgia (10/8), as well as a forced fumble and two pass break-ups
- Four tackles including a 3-yard sack vs. Buffalo (10/1) and two quarterback hurries
- Six tackles and a pass break-up at #17 Florida (9/17)
- Three tackles and had pass break-up vs. Cincinnati (9/10)
- Vs. Montana (9/3) had two tackles as starting free safety
- On Preseason Watch Lists: Thorpe, Bednarik, Nagurski, Lott
- 2011 Preseason Media All-SEC Second Team selection
- Coaches All-SEC Second Team honoree in 2010

>> Full profile on Media Guide Page 108

### CAREER STATS

Defense	GP/GS	UT	AT	TT	Sack	TFL	FF	FR	PD	Int	High Tk
2009	13/2	4	2	6	0-0	0-0	0	0	0	0-0	5-Miss
2010	13/13	38	19	57	0-0	2-8	0	3	9	5-73	8-LSU
2011	10/10	34	6	40	2-5	2-5	1	0	8	1-54	11-UGa
<b>Totals</b>	<b>36/25</b>	<b>76</b>	<b>27</b>	<b>103</b>	<b>2-5</b>	<b>4-13</b>	<b>1</b>	<b>3</b>	<b>17</b>	<b>6-127</b>	<b>11-UGa</b>

### CAREER HIGHS

<b>Tackles</b>	11 vs. Georgia, 10/8/11
<b>Passes Defended</b>	2, three times, last vs. Georgia, 10/8/11
<b>Quarterback Hurries</b>	2 vs. Buffalo, 10/1/11
<b>Interceptions</b>	1, six times, last vs. South Carolina, 10/29/11
<b>INT Return Yards</b>	54 vs. UT Martin, 9/4/10 & vs. S. Carolina, 10/29/11

### GAME-BY-GAME

2009 Opp.	U-A-T, Other	2010 Opp.	U-A-T, Other
W.Kentucky	0-0-0	UT-Martin	4-2-6, 1-54 int, 2 pd
UCLA	0-0-0	Oregon	3-4-7, 1-3 tfl, fr, pd
at Florida	0-0-0	Florida	4-2-6
Ohio	0-0-0	UAB	3-1-4, 1-9 int, pd
Auburn	0-0-0	at LSU	3-5-8, pd



Georgia	0-0-0	at Georgia	1-1-2
at Alabama	0-0-0	Alabama	2-1-3, 0-5-2
South Carolina	0-0-0	at S. Carolina	5-0-5
Memphis	1-0-1	at Memphis	1-0-1, 2-45 fr
at Mississippi	4-1-5	Mississippi	4-2-6, 1-10 int, pd
Vanderbilt	0-0-0	at Vanderbilt	1-0-1, 1-0 int, pd
at Kentucky	0-0-0	Kentucky	4-1-5, 0-5-3 tfl, 1-0 int, 2 pd
Va. Tech (BowI)	0-0-0	UNC (BowI)	3-0-3

<b>2011 Opp.</b>	<b>U-A-T, Other</b>
Montana	2-0-2, pd, qh
Cincinnati	3-0-3, pd
at Florida	4-2-6, pd
Buffalo	4-0-4, 1-3 sk, 1-3 tfl, 2 qh
Georgia	10-1-11, ff, 2 pd
LSU	1-0-1
at Alabama	0-1-1
South Carolina	5-0-5, 1-54 int, 1-2 sk, 1-2 tfl
MTSU	3-1-4, 2 pd
at Arkansas	2-1-3

## #58 MARLON WALLS

DL, 6-2, 281, So.-RS, Olive Branch, Miss.

- Played in 10 games, starting four, for first-career starts
- 18 tackles, 3.0 TFLs, a sack and three QB hurries
- Two stops vs. MTSU (11/5)
- Tied career-high with four tackles vs. #14 S. Carolina (10/29)
- Had 0.5 TFL at #2 Alabama (10/22), coming off the bench
- Made a TFL vs. #1 LSU (10/15) along with QB hurry
- Two tackles vs. Georgia (10/8) in third start in row
- First career sack for six yards vs. Buffalo (10/1)
- First career start in place of ailing Ben Martin at #16 Florida (9/17), made two tackles
- Career-high four tackles vs. Montana (9/3) in return
- Redshirt season in 2010 (Achilles injury)

>> *Full profile on Media Guide Page 109*

### CAREER STATS

Defense	GP/GS	UT	AT	TT	Sack	TFL	FF	FR	PD	Int	High Tk
2009	7/0	2	0	2	0-0	0-0	0	0	0	0-0	2-Mem
2010					Injured-Redshirt Season						
2011	20/4	12	6	18	1-6	3-9	0	0	0	0-0	4-2x
<b>Totals</b>	<b>17/4</b>	<b>14</b>	<b>6</b>	<b>20</b>	<b>1-6</b>	<b>3-9</b>	<b>0</b>	<b>0</b>	<b>0</b>	<b>0-0</b>	<b>4-2x</b>

### CAREER HIGHS

<b>Tackles</b>	4 vs. Montana, 9/3/11 & vs. South Carolina, 10/29/11
<b>Sacks</b>	1 vs. Buffalo, 10/1/11

### GAME-BY-GAME

<b>2011 Opp.</b>	<b>U-A-T, Other</b>
Montana	2-2-4, 0.5-1 tfl
Cincinnati	1-0-1
at Florida	2-0-2
Buffalo	1-0-1, 1-6 sk, 1-6 tfl
Georgia	2-0-2
LSU	1-0-1, 1-1 tfl, qh
at Alabama	0-1-1, 0.5-1 tfl
South Carolina	3-1-4, qh
MTSU	0-2-2
at Arkansas	0-0-0

## #22 ROD WILKS

DB, 6-0, 214, Jr.-RS, Smyrna

- Played 10 games on defense and special teams
- Leads teams in special teams tackles with seven
- Has 18 tackles, 1.5 TFL and a forced fumble in 2011
- Two stops in secondary at #8 Arkansas (11/12)
- Equalled career-high with four tackles including a TFL vs. #14 South Carolina (10/29) in heavy playing time
- Saw extensive time in the secondary at #2 Alabama (10/22), making one tackle
- Two tackles vs. Buffalo (10/1)
- Three stops and forced a fumble vs. Cincinnati (9/10)
- Career-high four tackles with a TFL vs. Montana (9/3)
- Former receiver played four games in the secondary in 2010
- Played offense and defense in 2009, making 33-yard catch

>> *Full profile on Media Guide Page 110*

### CAREER STATS

Defense	GP/GS	UT	AT	TT	Sack	TFL	FF	FR	PD	Int	High Tk
2010	4/0	2	0	2	0-0	0-0	0	0	0	0-0	1-2X
2011	10/0	11	7	18	0-0	1.5-3	1	0	0	0-0	4-2x
<b>Totals</b>	<b>27/0</b>	<b>13</b>	<b>7</b>	<b>20</b>	<b>0-0</b>	<b>1.5-3</b>	<b>1</b>	<b>0</b>	<b>0</b>	<b>0-0</b>	<b>4-2x</b>

### CAREER HIGHS

<b>Tackles</b>	4 vs. Montana, 9/3/11 & vs. South Carolina, 10/29/11
----------------	--

## #54 JORDAN WILLIAMS

DL, 6-5, 240, Fr., Gainesville, Fla.

- Played in seven games with four tackles and a sack
- Fourth tackle of season at #8 Arkansas (11/12)
- Second-career tackle vs. #14 South Carolina (10/29)
- Made college debut, as one of 16 true freshmen to play in 2011, vs. Buffalo (10/1)
- First-career tackle was a 6-yard sack vs. Buffalo (10/1)
- Totaled 72 tackles, eight tackles for loss and 10 quarterback pressures in 2010

>> *Full profile on Media Guide Page 115*

### CAREER STATS

Defense	GP/GS	UT	AT	TT	Sack	TFL	FF	FR	PD	Int	High Tk
2011	7/0	3	1	4	1-6	1-6	0	0	0	0-0	1-3x

### CAREER HIGHS

<b>Tackles</b>	1 four times, at Arkansas, 11/12/11
<b>Sacks</b>	1 vs. Buffalo, 10/1/11

## #14 JUSTIN WORLEY

QB, 6-4, 200, Fr., Rock Hill, S.C.

- Started last three games, throwing for 604 yards on 48-of-87 with a touchdown and three interceptions
- Threw for 208 yards on 15-of-29 at #8 Arkansas playing first three quarters
- Won first college game vs. MTSU (11/5) throwing for 291 yards on 23-of-32 with first-career TD pass (47 yards to D. Rogers)
- Made first-career college start at quarterback vs. #14 South Carolina (10/29) throwing for 105 yards and two interceptions on 10-of-26 passing
- Moved to No. 2 quarterback after thumb injury to starter Tyler Bray, suffered vs. Georgia (10/8)
- Made college debut at #2 Alabama (10/22), did not throw a pass, playing late in the fourth quarter
- Enrolled in classes in January and participated in spring workouts
- Rivals: 3-star (No. 30 overall pro-style QB, No. 19 overall prospect in South Carolina)
- Scout: 3-star (No. 37 overall quarterback); ESPN: 3-star (No. 18 overall quarterback)
- As a senior in 2010, earned Gatorade National Player of the Year accolades, becoming the first ever player from South Carolina to earn the honors in any sport
- Finished with 13,385 passing yards and 157 touchdowns
- As a senior, threw for 5,315 yards and state-record 64 TDs, while also rushing for six TDs

>> *Full profile on Media Guide Page 115*

### CAREER STATS

Passing	GP/GS	Com	Att	TD	Int	Yds	Per/G	Long	High Yd
2011	4/3	48	87	1	3	604	151.0	50-Ark	291-MT

### CAREER HIGHS

<b>Completions</b>	23 vs. Middle Tennessee, 11/5/11
<b>Attempts</b>	32 vs. Middle Tennessee, 11/5/11
<b>Yards</b>	291 vs. Middle Tennessee, 11/5/11
<b>Touchdowns</b>	1 vs. Middle Tennessee, 11/5/11
<b>Longest Completion</b>	50 at Arkansas, 11/12/11

### GAME-BY-GAME STATISTICS

2011	Comp	Att	TD	INT	Pct.	Yards	Long
Alabama	0	0	0	0	0	0	0
South Carolina	10	26	0	2	38.4	105	26
Middle Tennessee	23	32	1	0	71.9	291	47
at Arkansas	15	29	0	1	51.7	208	50

## #19 DEVRIN YOUNG

TB/PR, 5-8, 165, Fr., Knoxville

- In seven games, already stands third on team in all-purpose yards with 684 and second best on team 97.7 per game
- Has 23 kickoff returns for 558 yards along with seven punt returns for 92 yards
- Averaging 79.7 kickoff return yards per game
- **Stands 12th in single-season kickoff return yards in UT history with 558.** Next on list are #11LaMarcus Coker (560), #10 Ronald Davis (579), #9 Anthony Morgan (580), #8 Carl Pickens (594), #7 Willie Gault (606), #6 Corey Larkins (611), #5 Dale Carter (623), #4 Leonard Scott (636)
- Also has six carries for nine yards and three catches for 25 yards in 2011
- Returned four kickoffs for 62 yards at #8 Arkansas (11/12)
- Gained 63 all-purpose yards vs. MTSU (11/5) with 39 on kickoff returns, 19 on punt returns, three rushing and two receiving
- Returned two kicks for 63 yards vs. #14 So. Carolina (10/29)
- Second-straight 100-yard kickoff game with exactly 100 yards at #2 Alabama. Also returned a punt for 11 yards, caught a pass for two yards and rushed once for six yards for 119 all-pupose yards

- Had 135 kickoff return yards vs. #1 LSU (10/15) including career-long 60-yarder, the longest by a Vol since Da'Rick Rogers vs. Kentucky (11/27/10). Also made first-career catch vs. LSU for 21 yards. His 135 KO return yards were the most by a Vol since David Oku's 149 vs. Ole Miss in 2009
- Made debut vs. Buffalo (10/1) to be one of 15 true freshmen to play in 2011 after missing first three games recovering from a broken collarbone
- In first college game, returned punts and kickoffs and saw time in the slot on offense. Returned first punt for 43 yards and brought back two kickoffs for 51 yards vs. Buffalo (10/1)
- **Punt return of 43 yards vs. Buffalo was longest by a UT player since Dennis Rogan had a 45-yard return in 2007**
- Suffered fractured right collarbone in late July and is currently sidelined
- Named Class AAA Tennessee Mr. Football Back of the Year; All-State honors 2008, 09, 10

7,433 all-purpose yards and 83 TDs in prep career, compiling 54 tackles on defense

>> *Full profile on Media Guide Page 115*

### CAREER STATS

Receiving	GP/GS	No	Yds	Avg	Per/G	TD	Long	High Yd
2011	7/1	3	25	8.3	4.2	0	21-LSU	21-LSU

Rushing	GP/GS	No	Yds	Avg	Per/G	TD	Long	High Yd
2011	7/1	6	9	1.5	1.3	0	6-2x	6-2x

Punt Returns	GP/GS	No	Yds	Avg	Per/G	TD	Long	High Yd
2011	7/0	7	92	13.1	15.3	0	43-Buf	43-Buf

Kickoff Returns	GP/GS	No	Yds	Avg	Per/G	TD	Long	High Yd
2011	7/0	23	558	24.3	79.7	0	60-LSU	135-LSU

### CAREER HIGHS

<b>Rushes</b>	2 vs. LSU, 10/15/11
<b>Rushing Yards</b>	6 vs. Buffalo, 10/1/11, at Alabama, 10/22/11
<b>Receiving</b>	21 vs. LSU, 10/15/11
<b>Punt Return</b>	2 vs. Georgia, 10/8/11
<b>Punt Return Yards</b>	43 vs. Buffalo, 10/1/11
<b>Kickoff Return</b>	5 vs. LSU, 10/15/11
<b>Kickoff Return Yards</b>	135 vs. LSU, 10/15/11

### GAME-BY-GAME

2011 Opp.	Rec-Yds-TD, Lg	PR-Yds-TD, Lg	KR-Yds-TD, Lg
Buffalo	0-0-0	1-43-0, 43	2-51-0, 34
Georgia	0-0-0	2-19-0, 20	4-108-0, 50
LSU	1-21-0, 21	0-0-0	5-135-0, 60
at Alabama	1-2-0, 2	1-11-0, 11	5-100-0, 25
South Carolina	0-0-0	0-0-0	2-63-0, 38
MTSU	1-2-0, 2	3-19-0, 16	1-39-0, 39
at Arkansas	0-0-0	1- -1-0, -1	4-62-0, 24

## Game 1

<b>MONTANA</b>	<b>0</b>	<b>7</b>	<b>2</b>	<b>7</b>	<b>-</b>	<b>16</b>
<b>TENNESSEE</b>	<b>14</b>	<b>14</b>	<b>7</b>	<b>7</b>	<b>-</b>	<b>42</b>

Sept. 3 | Neyland Stadium | Knoxville, Tenn. | 6 p.m. | Attendance: 94,661



## Breakdown

	UM	UT
<b>FIRST DOWNS</b>	<b>18</b>	<b>19</b>
Rushing	8	8
Passing	9	9
Penalty	1	2
<b>NET YARDS RUSHING</b>	<b>111</b>	<b>128</b>
Rushing Attempts	30	46
Average Per Rush	3.7	2.8
Rushing Touchdowns	1	2
Yards Gained Rushing	138	153
Yards Lost Rushing	27	25
<b>NET YARDS PASSING</b>	<b>235</b>	<b>311</b>
Completions-Attempts-Int	20-38-1	18-25-0
Average Per Attempt	6.2	12.4
Average Per Completion	11.8	17.3
Passing Touchdowns	1	3
<b>TOTAL OFFENSE YARDS</b>	<b>346</b>	<b>439</b>
Total offense plays	68	71
Average Gain Per Play	5.1	6.2
Fumbles: Number-Lost	2-2	6-0
Penalties: Number-Yards	4-44	6-40
<b>PUNTS-YARDS</b>	<b>8-342</b>	<b>4-149</b>
Average Yards Per Punt	42.8	37.2
Net Yards Per Punt	39.9	36.8
Inside 20	5	0
50+ Yards	1	0
Touchbacks	0	0
Fair catch	0	2
<b>KICKOFFS-YARDS</b>	<b>3-182</b>	<b>8-509</b>
Average Yards Per Kickoff	60.7	63.6
Net Yards Per Kickoff	27.3	46.9
Touchbacks	0	1
<b>Punt returns: Number-Yards-TD</b>	<b>1-2-0</b>	<b>5-23-0</b>
Average Per Return	2.0	4.6
<b>Kickoff returns: Number-Yds-TD</b>	<b>7-114-0</b>	<b>3-100-0</b>
Average Per Return	16.3	33.3
<b>Interceptions: Number-Yds-TD</b>	<b>0-0-0</b>	<b>1-37-1</b>
<b>Fumble Returns: Number-Yds-TD</b>	<b>0-0-0</b>	<b>0-0-0</b>
<b>Miscellaneous Yards</b>	<b>0</b>	<b>0</b>
<b>Possession Time</b>	<b>24:41</b>	<b>35:19</b>
1st Quarter	5:49	9:11
2nd Quarter	3:56	11:04
3rd Quarter	7:46	7:14
4th Quarter	7:10	7:50
<b>Third-Down Conversions</b>	<b>7 of 16</b>	<b>10 of 17</b>
<b>Fourth-Down Conversions</b>	<b>0 of 1</b>	<b>1 of 3</b>
<b>Red-Zone Scores-Chances</b>	<b>1-2</b>	<b>3-4</b>
Touchdowns	1-2	3-4
Field goals	0-2	0-4
<b>Sacks By: Number-Yards</b>	<b>3-21</b>	<b>0-0</b>
<b>PAT Kicks</b>	<b>2-2</b>	<b>6-6</b>
<b>Field Goals</b>	<b>0-0</b>	<b>0-0</b>

## THE WRAPUP

### To Note For the Record

- **Season Openers:** 85-24-6
- **Last 25 Season Openers:** 20-4-1
- **Home Openers:** 91-18-5

### Numbers of Interest

**12:** True freshmen saw action for the Vols; seven on offense, five on defense.

**93:** Minutes game start time was delayed due to inclement weather, marking the longest delay in Neyland Stadium history.

**96:** Yards in a second quarter touchdown drive, marking the longest since 9/30/2006.

### Delayed Start

It was Tennessee's third weather delay since 2006. The Vols were delayed 55 minutes against Marshall on Sept. 23, 2006, and 70 minutes vs. Oregon on Sept. 11, 2010.

The Vols did not run through the 'T' for just the second time in the last 301 home games since the tradition was started against Army on Sept. 18, 1965. The only other time was against Marshall on Sept. 23, 2006.

### Player Notes

Tennessee's sophomore wide-outs Justin Hunter and Da'Rick Rogers became just the 18th Vol tandem to each record 100+ yards receiving in the same game and the first since 2007.

Tyler Bray and Hunter connected on their second 80-plus yard connection together, becoming just the third UT duo to do so. They connected for an 81-yarder vs. Montana and an 80-yarder against Ole Miss on Nov. 13, 2010.

Curt Maggitt (SLB) and A.J. Johnson (WLB) became the first freshmen to start at any linebacker position for Tennessee since freshmen eligibility was reinstated in 1972.

## Tennessee Wins 17th Straight Home Opener, Knocks Out Grizzlies

KNOXVILLE -- Tennessee's 2011 football season began with the longest weather delay in school history.

But lightning and high winds only delayed a first-half offensive deluge as the Vols rolled to a 42-16 victory over Montana in Neyland Stadium on Saturday night.

The Vols jumped out to a 14-point lead early in the first quarter thanks to a couple big plays from sophomore receivers Da'Rick Rogers and Justin Hunter.

Rogers caught a 47-yard touchdown pass from Tyler Bray after the Vols recovered a fumbled punt following their first possession of the game. Montana's next drive sputtered at the Tennessee 41, and three plays later Bray connected with Hunter for an 81-yard touchdown that gave UT a 14-0 lead with 8:36 left in the first quarter.

"The game went just like practice did," said Hunter, who set a career high with 146 receiving yards. "We practiced like this all spring and all summer."

After those two quick-strike scores, the Vols (1-0) were more methodical on their next two scoring drives.

True freshman tailback Marlin Lane ended a 12-play, 96-yard drive with a 9-yard touchdown reception to give the Vols a 21-0 lead, and senior Tauren Poole scored from 8 yards out to end a 13-play, 76-yard drive.

But the Vols' productive first half wasn't without a few sputters -- and that didn't include the 1-hour, 33-minute weather delay that began about 10 minutes before the scheduled kickoff.

That weather delay, which caused the Vols to abandon their traditional entrance through the 'T' for just the second time since the 1965, wasn't much of a factor, UT head coach Derek Dooley said.

"It's all how you manage it. It's like old hat to me," said Dooley, who has dealt with several weather delays as a head coach, including a 70-minute delay in a loss to Oregon last year. "Guys really managed it very well. They were relaxed. They shut it down in the locker room. We have experience at it."

If the weather was bad luck, the Vols had a little more good fortune when it came to loose balls.

Tennessee fumbled the ball six times but didn't lose any. It also had two interceptions overturned thanks to Montana penalties. There were a few miscues as well, including an 80-yard Montana touchdown in the second quarter on a busted coverage, and an 82-yard drive surrendered in the fourth quarter with mostly reserves on the field.

It also struggled to get a ground game going for much of the first half, picking up 67 yards on 27 carries in the first 30 minutes. It got better in the second half, especially for Poole, who finished with 98 yards on 24 carries.

His 28-yard run in the fourth quarter also set up the Vols' final points of the day, a 1-yard touchdown by Lane.

"Montana did a good job," UT coach Derek Dooley said. "They have all seniors and juniors on defense, and you can tell. They're physical. (Poole) averaged 4 yards per carry. But we were hoping to run it a little better than we did."

That's a theme that carried over from last season. One that didn't follow the Vols into 2011 -- at least so far -- was a second-half letdown.

The third quarter started with a safety on UT's opening possession, but Art Evans returned his first career interception 37 yards for a touchdown to help stifle any potential Grizzlies comeback.

## >> SCORING SUMMARY

Team	Qtr	Time	Scoring Play	Conversion	Plays	TOP	Score
UT	1st	12:47	Rogers 47 pass from Bray	Palardy kick	1-47	0:10	7-0
UT	1st	8:36	Hunter 81 pass from Bray	Palardy kick	3-84	1:39	14-0
UT	2nd	13:21	Lane 9 pass from Bray	Palardy kick	12-96	5:35	21-0
UT	2nd	4:06	Poole 8 run	Palardy kick	13-76	7:03	28-0
UM	2nd	3:49	Sambrano 80 pass from Johnson	McKnight kick	1-80	0:17	28-7
UM	3rd	12:45	Hughes safety	--	--	--	28-9
UT	3rd	12:12	Evans 37 interception return	Palardy kick	--	--	35-9
UT	4th	9:10	Lane 1 run	Palardy kick	6-44	2:55	42-9
UM	4th	6:04	Canada 7 run	McKnight kick	9-82	3:00	42-16

## Stat Leaders

### >> TENNESSEE

Rushing	Att	Yds	TD	Long	Avg.
Poole	24	98	1	28	4.1
Lane	10	35	1	18	3.5
Neal	2	7	0	4	3.5
Smith	3	6	0	5	2.0
TEAM	1	-1	0	0	-1.0
Bray	6	-17	0	3	-2.8
<b>Totals</b>	<b>46</b>	<b>128</b>	<b>2</b>	<b>28</b>	<b>-2.8</b>

Passing	C-A	Yds	TD	Int	Long
Bray	17-24	293	3	0	81
Simms	1-1	18	0	0	18

Receiving	No.	Yds	TD	Long
Hunter	6	146	1	81
Rogers, D.	5	100	1	47
Fugate	3	17	0	7
Lane	2	16	1	9
Bartholomew	1	18	0	18
Rogers, Z.	1	14	0	12
<b>Totals</b>	<b>18</b>	<b>311</b>	<b>3</b>	<b>81</b>

### >> MONTANA

Rushing	Att	Yds	TD	Long	Avg.
Nguyen	9	67	0	27	7.4
Canada	8	25	1	7	3.1
Moore	5	12	0	6	2.4
Johnson	2	4	0	8	2.0
Kemp	6	3	0	11	0.5
<b>Totals</b>	<b>46</b>	<b>128</b>	<b>2</b>	<b>28</b>	<b>-2.8</b>

Passing	C-A-I	Yds	TD	Long	Sack
Johnson	19-36-1	226	1	80	0
Kemp	1-2-0	9	0	9	0

Receiving	No.	Yds	TD	Long
Moutra	4	30	0	12
Kemp	3	33	0	13
Gratton	3	27	0	12
Warren	2	28	0	32
Hardy	2	14	0	11
Atkins	2	14	0	9
Sambrano	1	80	1	80
<b>Totals</b>	<b>18</b>	<b>311</b>	<b>3</b>	<b>81</b>



## Game 2

**CINCINNATI 14 0 3 6 - 23**  
**TENNESSEE 14 14 14 3 - 45**

Sept. 10 | Neyland Stadium | Knoxville, Tenn. | 3:30 p.m. | Attendance: 94,207



## Breakdown

	UC	UT
<b>FIRST DOWNS</b>	<b>18</b>	<b>34</b>
Rushing	5	11
Passing	10	21
Penalty	3	2
<b>NET YARDS RUSHING</b>	<b>166</b>	<b>126</b>
Rushing Attempts	26	35
Average Per Rush	6.4	3.6
Rushing Touchdowns	1	2
Yards Gained Rushing	184	141
Yards Lost Rushing	18	15
<b>NET YARDS PASSING</b>	<b>230</b>	<b>405</b>
Completions-Attempts-Int	21-34-0	34-41-0
Average Per Attempt	6.8	9.9
Average Per Completion	11.0	11.9
Passing Touchdowns	2	4
<b>TOTAL OFFENSE YARDS</b>	<b>396</b>	<b>531</b>
Total offense plays	60	76
Average Gain Per Play	6.6	7.0
<b>Fumbles: Number-Lost</b>	<b>2-0</b>	<b>2-2</b>
<b>Penalties: Number-Yards</b>	<b>4-40</b>	<b>7-63</b>
<b>PUNTS-YARDS</b>	<b>3-126</b>	<b>1-35</b>
Average Yards Per Punt	42.0	35.0
Net Yards Per Punt	35.3	35.0
Inside 20	1	0
50+ Yards	1	0
Touchbacks	1	0
Fair catch	0	1
<b>KICKOFFS-YARDS</b>	<b>5-312</b>	<b>7-462</b>
Average Yards Per Kickoff	62.4	66.0
Net Yards Per Kickoff	44.8	48.1
Touchbacks	0	2
<b>Punt returns: Number-Yards-TD</b>	<b>0-0-0</b>	<b>1-0-0</b>
Average Per Return	0.0	0.0
<b>Kickoff returns: Number-Yds-TD</b>	<b>5-85-0</b>	<b>4-88-0</b>
Average Per Return	17.0	22.0
<b>Interceptions: Number-Yds-TD</b>	<b>0-0-0</b>	<b>0-0-0</b>
<b>Fumble Returns: Number-Yds-TD</b>	<b>0-0-0</b>	<b>0-0-0</b>
<b>Miscellaneous Yards</b>	<b>0</b>	<b>0</b>
<b>Possession Time</b>	<b>22:37</b>	<b>37:23</b>
1st Quarter	6:06	8:54
2nd Quarter	6:07	8:53
3rd Quarter	4:31	10:29
4th Quarter	5:53	9:07
<b>Third-Down Conversions</b>	<b>5 of 12</b>	<b>10 of 13</b>
<b>Fourth-Down Conversions</b>	<b>0 of 2</b>	<b>0 of 0</b>
<b>Red-Zone Scores-Chances</b>	<b>3-3</b>	<b>6-6</b>
Touchdowns	2-3	5-6
Field goals	1-3	1-6
<b>Sacks By: Number-Yards</b>	<b>0-0</b>	<b>2-17</b>
<b>PAT Kicks</b>	<b>2-2</b>	<b>6-6</b>
<b>Field Goals</b>	<b>1-2</b>	<b>1-2</b>

## THE WRAPUP

### For the Record

• Tennessee is 2-0 to start a season for the first time since 2006

• Tennessee is now 5-1 against Cincinnati

### Numbers of Interest

**2:** Tennessee quarterbacks have eclipsed the 400-yard mark in a game. With 405 yards against Cincinnati, Tyler Bray joins Peyton Manning on the short list.

**82.9:** Completion percentage for Tyler Bray, topping the previous Vol record of 77.5 set by Peyton Manning against Georgia in 1997 (minimum 30 completions).

**34:** First downs for Tennessee in the game, one shy of the program record of 35 set against Georgia in 1997.

### Player Notes

• Tyler Bray now has at least one TD pass in eight consecutive games, which is the longest current streak in the SEC.

• Bray has also thrown at least two TDs in eight consecutive games, breaking Peyton Manning's record for the longest such streak in UT history

• Tennessee attempted an onside kick after its first score, successfully recovered by kicker Michael Palardy. UT's last onside kick attempt came against Alabama (10/24/09) when Denarius Moore recovered the onside kick attempt.

• Justin Hunter recorded career highs in both receptions (10) and receiving yards (156).

• Da'Rick Rogers also notched a career-high 10 receptions. The last UT receiver with 10 receptions was Kelly Washington with 11 versus LSU in 2001.

• Mychal Rivera also had career highs in both receptions (6) and yards (54).

## Bray's Career Day Powers UT Past Bearcats

KNOXVILLE -- There are plenty of words that would fit Tennessee's passing game in its 45-23 victory over Cincinnati. Wide receiver Da'Rick Rogers thinks he knows the best one.

"It wouldn't call it easy. I would call it routine," Rogers said. "You really just play like you play in practice, and it carries over in the game."

Led by a record day from quarterback Tyler Bray, Tennessee's passing game was clicking at a level that hasn't been seen in quite a while. And in a couple cases, ever.

Bray connected on 34 of his 41 passes for four touchdowns and a career-best 405 yards. The prime beneficiaries -- and contributors -- were fellow sophomores Da'Rick Rogers and Justin Hunter.

A week after the two combined for 246 receiving yards in a victory over Montana, they became the first receivers in Tennessee history to record 10 catches in the same game and the first to record back-to-back 100-yard games.

"Our passing game was on all cylinders," UT coach Derek Dooley said.

Tennessee's running game, which struggled at times last week against the Grizzlies, got good production from senior Tarean Poole, who finished with 101 yards on 21 carries.

The Vols' defense, though, took a while to warm up. Cincinnati scored on its first two possessions, although one was delayed by a successful onside kick by the Vols. But after ending the first quarter tied at 14-14, the Bearcats found a brick wall on a pair of fourth-and-1 attempts that helped swing the game toward Tennessee.

Freshman linebacker A.J. Johnson and junior college transfer Maurice Couch blew up a fourth-and-1 from the Cincinnati 49-yard line early in the second quarter. Holding on to that same 21-14 lead, Malik Jackson and Brent Brewer stuffed quarterback Zach Collaros on another fourth-and-1 at the UT 46-yard line with a little more than 5 minutes remaining in the half.

"It's a great feeling. We go in there every week and talk about getting big stops," Jackson said. "It's always big when you stop a team on fourth-and-1."

And not just because the Vols got the ball back, either.

"It's not just the stop, it's field position," Dooley said. "Those are about 40-yard stops, turnovers. And it generates juice. You get a little excited. Those plays are huge, the fourth downs."

The Vols rode the momentum of that stop to a 53-yard touchdown drive that ended with a 15-yard pass from Bray to Rogers, who had two touchdowns to go with his 10 catches for 100 yards.

Hunter finished with 156 yards on 10 catches, none of which went for more than 33 yards.

In the second half, the Vols' offense was a little less aerodynamic, but Bray scored his first career rushing touchdown to give the Vols a 35-14 lead just after halftime. His 16-yard pass to Zach Rogers at the end of the third quarter all but sealed the game at 42-17.

The Bearcats (1-1), who scored 72 points last week against Austin Peay, got a field goal and a fourth quarter touchdown, but never seriously threatened Tennessee's lead.

"We were just in that zone tonight," Bray said. "If you could have been in our huddle, you could have seen it in everyone's eyes."

## >> SCORING SUMMARY

Team	Qtr	Time	Scoring Play	Conversion	Plays	TOP	Score
CIN	1st	13:24	Peard 65 yd run	Miliano kick	3-80	1:36	7-0
UT	1st	09:53	Lane 2 yd run	Palardy kick	7-73	3:25	7-7
UT	1st	08:08	Hunter 33 yd pass from Bray	Palardy kick	5-59	1:45	7-14
CIN	1st	06:28	Robinson 13 yd pass from Collaros	Miliano. kick	5-80	1:40	14-14
UT	2nd	13:20	Rogers, D. 11 yd pass from Bray	Palardy kick	7-80	2:23	14-21
UT	2nd	01:15	Rogers, D. 15 yd pass from Bray	Palardy kick	9-53	4:37	14-28
UT	3rd	10:16	Bray 1 yd run	Palardy kick	10-70	4:40	14-35
CIN	3rd	07:09	Miliano 23 yd field goal		9-69	3:00	17-35
UT	3rd	01:24	Rogers, Z. 16 yd pass from Bray	Palardy kick	11-71	5:41	17-42
CIN	4th	08:46	McClung 6 yd pass from Collaros	Collaros pass fail	4-22	1:11	23-42
UT	4th	01:44	Palardy 37 yd field goal		11-40	7:02	23-45

## Stat Leaders

### >> TENNESSEE

Rushing	Att	Yds	TD	Long	Avg.
Poole	21	101	0	19	4.8
Lane	8	16	1	10	2.0
Neal	3	10	0	12	3.3
Bray	2	3	1	2	1.5
D. Rogers	1	-4	0	0	-4.0
<b>Totals</b>	<b>35</b>	<b>126</b>	<b>2</b>	<b>19</b>	<b>3.6</b>

Passing	C-A	Yds	TD	Int	Long
Bray	34-41-0	405	4	33	0

Receiving	No.	Yds	TD	Long
Hunter	10	156	1	33
D. Rogers	10	100	2	15
Rivera	6	54	0	12
Poole	3	30	0	14
Downs	2	32	0	21
Z. Rogers	2	25	1	16
Bartholomew	1	8	0	8
<b>Totals</b>	<b>34</b>	<b>405</b>	<b>4</b>	<b>33</b>

### >> CINCINNATI

Rushing	Att	Yds	TD	Long	Avg.
Peard	14	155	1	65	11.1
Poteat	4	9	0	4	2.2
Collaros	7	1	0	14	0.1
Winn	1	1	0	1	1.0
<b>Totals</b>	<b>26</b>	<b>166</b>	<b>1</b>	<b>65</b>	<b>6.4</b>

Passing	C-A-I	Yds	TD	Long	Sack
Collaros	21-34-0	230	2	46	2

Receiving	No.	Yds	TD	Long
Woods	9	111	0	46
McClung	5	33	1	15
Thompkins	4	58	0	24
Peard	2	15	0	11
Robinson	1	13	1	13
<b>Totals</b>	<b>21</b>	<b>230</b>	<b>2</b>	<b>46</b>



## Game 3

**TENNESSEE 0 7 6 10 - 23**  
**#16 FLORIDA 10 6 14 3 - 33**

Sept. 17 | Griffin Stadium | Gainesville, Fla. | 3:30 p.m. | Attendance: 90,744



## Breakdown

	UT	UF
<b>FIRST DOWNS</b>	<b>23</b>	<b>17</b>
Rushing	3	7
Passing	12	7
Penalty	8	3
<b>NET YARDS RUSHING</b>	<b>-9</b>	<b>134</b>
Rushing Attempts	21	40
Average Per Rush	-0.4	3.3
Rushing Touchdowns	0	1
Yards Gained Rushing	40	172
Yards Lost Rushing	49	38
<b>NET YARDS PASSING</b>	<b>288</b>	<b>213</b>
Completions-Attempts-Int	26-48-2	14-23-0
Average Per Attempt	6.0	9.3
Average Per Completion	11.1	15.2
Passing Touchdowns	3	2
<b>TOTAL OFFENSE YARDS</b>	<b>279</b>	<b>347</b>
Total offense plays	69	63
Average Gain Per Play	4.0	5.5
Fumbles: Number-Lost	2-0	1-1
Penalties: Number-Yards	10-94	16-150
<b>PUNTS-YARDS</b>	<b>4-171</b>	<b>4-154</b>
Average Yards Per Punt	42.8	38.5
Net Yards Per Punt	32.5	35.2
Inside 20	0	2
50+ Yards	1	1
Touchbacks	1	0
Fair catch	1	1
<b>KICKOFFS-YARDS</b>	<b>5-323</b>	<b>8-523</b>
Average Yards Per Kickoff	64.6	65.4
Net Yards Per Kickoff	43.6	46.6
Touchbacks	0	3
<b>Punt returns: Number-Yards-TD</b>	<b>2-13-0</b>	<b>3-21-0</b>
Average Per Return	6.5	7.0
<b>Kickoff returns: Number-Yds-TD</b>	<b>5-90-0</b>	<b>5-105-0</b>
Average Per Return	18.0	21.0
<b>Interceptions: Number-Yds-TD</b>	<b>0-0-0</b>	<b>2-0-0</b>
<b>Fumble Returns: Number-Yds-TD</b>	<b>1-19-0</b>	<b>0-0-0</b>
<b>Miscellaneous Yards</b>	<b>0</b>	<b>0</b>
<b>Possession Time</b>	<b>29:17</b>	<b>30:43</b>
1st Quarter	6:20	8:40
2nd Quarter	7:35	7:25
3rd Quarter	9:27	5:33
4th Quarter	5:55	9:05
<b>Third-Down Conversions</b>	<b>4 of 12</b>	<b>4 of 13</b>
<b>Fourth-Down Conversions</b>	<b>0 of 1</b>	<b>1 of 1</b>
<b>Red-Zone Scores-Chances</b>	<b>4-5</b>	<b>4-4</b>
Touchdowns	3-5	2-4
Field goals	1-5	2-4
<b>Sacks By: Number-Yards</b>	<b>1-10</b>	<b>3-26</b>
<b>PAT Kicks</b>	<b>2-2</b>	<b>3-3</b>
<b>Field Goals</b>	<b>1-2</b>	<b>4-4</b>

## THE WRAPUP

### For the Record

- Tennessee Captains: Art Evans, Daryl Vereen and Ja'Wuan James
- Tennessee is now 19-22 all-time against Florida, including a 5-11 mark in Gainesville
- The loss snaps Tennessee's six-game regular-season winning streak and threegame SEC winning streak

### Player Notes

- Tyler Bray now has at least one TD pass in nine consecutive games, which is the longest current streak in the SEC.
- Bray continued to add to his Tennessee record with his ninth consecutive game with at least two touchdown passes.
- Bray completed passes to a career-high tying nine different receivers, eight of which had at least one by the end of the first half. That is the most receivers UT has completed a pass to in a single game this season.
- Bray's interception on his first pass of the second half was his first in 84 passes this season.
- Freshman wideout D'Anthony Arnett stepped up after Justin Hunter left the game with a torn ACL, leading Tennessee with a team-high eight catches for 59 yards.
- Fellow first-year Vol Vincent Dallas and sophomore Matt Milton also recorded their first career catches, with grabs of six and 12 yards.
- Freshman A.J. Johnson tied Austin Johnson for the team lead with seven tackles, a career-high. He also recorded his first career forced fumble and fumble recovery.
- Matt Darr launched a 52-yard punt in the third quarter. It stands as Tennessee's longest punt of the year to date.

## Vols Fall 33-23 in the Swamp

GAINESVILLE, Fla. -- Tennessee's trip to The Swamp turned out to be a real stick in the mud.

Playing nearly the entire game without wide receiver Justin Hunter, Tennessee fell behind early and couldn't catch back up as No. 16 Florida claimed its seventh consecutive victory over the Vols, 33-23, on Saturday in Ben Hill Griffin Stadium.

The Gators (3-0, 1-0 SEC) stifled the Vols' run game, which finished with minus-9 yards, although three sacks and several bad snaps cost the Vols' rushing total.

Running the ball in big chunks wasn't a problem for the Gators, though, and Tennessee (2-1, 0-1 SEC) couldn't find an answer for Chris Rainey.

Florida's 5-foot-9 senior running back had 212 yards of total offense, including 108 yards rushing on 21 carries. He also blocked a UT punt early in the second quarter that led to a field goal.

"Those guys are fast," said UT defensive end Willie Bohannon, talking about Rainey and Gators running back Jeff Demps. "It's hard to explain how fast they really are."

Rainey certainly showed his speed on an 83-yard touchdown reception with 8:08 remaining in the third quarter that gave the Gators a commanding 30-7 lead.

"That was a dagger," UT coach Derek Dooley said.

Still, the Vols didn't exactly wilt.

UT countered with two more touchdowns and a field goal to pull within 10 points, but the Gators ended any threat of a UT comeback when Matt Elam intercepted Tyler Bray's pass at the Florida 17 with less than two minutes remaining.

Despite missing his favorite target, Bray connected for three passing touchdowns, one each to Marlin Lane, DaRick Rogers and Mychal Rivera. True freshman DeAnthony Arnett led UT with eight catches for 59 yards in place of Hunter.

Asked after the game if he felt like the Vols could have won with Hunter, Bray said, "There's always 'what ifs.' What if I didn't throw two interceptions and threw five touchdowns instead?"

Hunter, who emerged as Bray's favorite target late last season, landed awkwardly on his left leg on his only reception of the game, a 12-yard completion on the Vols' fourth play from scrimmage. The sophomore injured his left knee and watched the second half from the sidelines in street clothes.

The Vols were able to change things up just before halftime after a slow start on offense.

Taking over at its own 11-yard line, Tennessee moved 89 yards in six plays and scored a touchdown on an 8-yard pass from Bray to tailback Marlin Lane with 1:43 to go before the break.

"I hope it makes everybody better," Dooley said. "Next time we have our crowd noise going on third down, maybe we can handle it better. There's a lot of things we can evolve to. We're just not there yet. We've got to keep pushing them and keep progressing schematically."

And although he said he's not interested in moral victories, Dooley said he was proud of the way the Vols were able to claw back late in the game.

"There's no moral victories. But there's something to the way we kept playing," Dooley said. "And there was a lot of reasons to stick your head down and say, 'This isn't our day.'"

## >> SCORING SUMMARY

Team	Qtr	Time	Scoring Play	Conversion	Plays	TOP	Score
UF	1st	10:45	Burton, T. 1 yd pass from Brantley, J.	Sturgis, C. kick	9-80	4:15	0-7
UF	1st	01:10	Sturgis, C. 28 yd field goal		12-68	4:25	0-10
UF	2nd	11:57	Sturgis, C. 30 yd field goal		4-0	2:13	0-13
UF	2nd	08:31	Sturgis, C. 46 yd field goal		4-6	1:59	0-16
UT	2nd	01:43	Lane, M. 8 yd pass from Bray, T.	Palardy, M. kick	6-89	2:15	7-16
UF	3rd	11:41	Burton, T. 1 yd run	Sturgis, C. kick	7-42	3:06	7-23
UF	3rd	08:08	Rainey, C. 83 yd pass from Brantley, J.	Sturgis, C. kick	2-80	0:53	7-30
UT	3rd	04:25	Rogers, D. 14 yd pass from Bray, T.	Bray pass failed	5-36	1:46	13-30
UT	4th	13:33	Palardy, M. 20 yd field goal		9-28	4:31	16-30
UF	4th	07:19	Sturgis, C. 42 yd field goal		12-50	6:14	16-33
UT	4th	04:46	Rivera, M. 18 yd pass from Bray, T.	Palardy, M. kick	8-60	2:33	23-33

## Stat Leaders

### >> TENNESSEE

Rushing	Att	Yds	TD	Long	Avg.
Poole	9	18	0	10	2.0
Lane	5	9	0	5	1.8
TEAM	1	-13	0	0	-13.0
Bray	6	-23	0	5	-3.8
<b>Totals</b>	<b>21</b>	<b>-9</b>	<b>0</b>	<b>10</b>	<b>-0.4</b>

Passing	C-A	Yds	TD	Int	Long
Bray	26-48	288	3	2	22

Receiving	No.	Yds	TD	Long
Arnett	8	59	0	12
Rivera	5	71	1	20
D. Rogers	5	62	1	22
Z. Rogers	2	34	0	18
Lane	2	26	1	18
Milton	1	12	0	12
Hunter	1	12	0	12
Poole	1	6	0	6
Dallas	1	6	0	6
<b>Totals</b>	<b>26</b>	<b>288</b>	<b>3</b>	<b>22</b>

### >> FLORIDA

Rushing	Att	Yds	TD	Long	Avg.
Rainey	21	108	0	24	5.1
Demps	10	48	0	28	4.8
Burton	4	3	1	3	0.8
TEAM	2	-3	0	0	-1.5
Brantley	3	-22	0	2	-7.3
<b>Totals</b>	<b>40</b>	<b>134</b>	<b>1</b>	<b>28</b>	<b>3.3</b>

Passing	C-A-I	Yds	TD	Long	Sack
Brantley	14-23	213	2	0	83

Receiving	No.	Yds	TD	Long
Burton	4	38	1	16
Demps	4	37	0	28
Rainey	2	104	1	83
Thompson	2	26	0	17
Christian	1	7	0	7
Dunbar	1	1	0	1
<b>Totals</b>	<b>14</b>	<b>213</b>	<b>2</b>	<b>83</b>

## Game 4

<b>BUFFALO</b>	<b>7</b>	<b>0</b>	<b>0</b>	<b>3</b>	<b>-</b>	<b>10</b>
<b>TENNESSEE</b>	<b>17</b>	<b>14</b>	<b>7</b>	<b>3</b>	<b>-</b>	<b>41</b>

Oct. 1 | Neyland Stadium | Knoxville, Tenn. | 12:30 p.m. | Attendance: 87,758



## Breakdown

	UB	UT
<b>FIRST DOWNS</b>	<b>10</b>	<b>27</b>
Rushing	5	11
Passing	5	16
Penalty	0	0
<b>NET YARDS RUSHING</b>	<b>148</b>	<b>199</b>
Rushing Attempts	28	44
Average Per Rush	5.3	4.5
Rushing Touchdowns	1	1
Yards Gained Rushing	175	220
Yards Lost Rushing	27	21
<b>NET YARDS PASSING</b>	<b>116</b>	<b>342</b>
Completions-Attempts-Int	10-25-0	21-31-0
Average Per Attempt	4.6	11.0
Average Per Completion	11.6	16.3
Passing Touchdowns	0	4
<b>TOTAL OFFENSE YARDS</b>	<b>264</b>	<b>541</b>
Total offense plays	53	75
Average Gain Per Play	5.0	7.2
<b>Fumbles: Number-Lost</b>	<b>2-1</b>	<b>4-2</b>
<b>Penalties: Number-Yards</b>	<b>3-15</b>	<b>2-15</b>
<b>PUNTS-YARDS</b>	<b>5-200</b>	<b>1-29</b>
Average Yards Per Punt	40.0	29.0
Net Yards Per Punt	31.4	17.0
Inside 20	2	1
50+ Yards	1	0
Touchbacks	0	0
Fair catch	2	1
<b>KICKOFFS-YARDS</b>	<b>3-171</b>	<b>8-478</b>
Average Yards Per Kickoff	57.0	59.8
Net Yards Per Kickoff	41.3	44.9
Touchbacks	0	0
<b>Punt returns: Number-Yards-TD</b>	<b>1-12-0</b>	<b>1-43-0</b>
Average Per Return	12.0	43.0
<b>Kickoff returns: Number-Yards-TD</b>	<b>7-119-0</b>	<b>3-47-0</b>
Average Per Return	17.0	15.7
<b>Interceptions: Number-Yards-TD</b>	<b>0-0-0</b>	<b>0-0-0</b>
<b>Fumble Returns: Number-Yards-TD</b>	<b>0-0-0</b>	<b>0-0-0</b>
<b>Miscellaneous Yards</b>	<b>0</b>	<b>0</b>
<b>Possession Time</b>	<b>21:50</b>	<b>38:10</b>
1st Quarter	6:06	8:54
2nd Quarter	4:58	10:02
3rd Quarter	5:49	9:11
4th Quarter	4:57	10:03
<b>Third-Down Conversions</b>	<b>3 of 13</b>	<b>12 of 16</b>
<b>Fourth-Down Conversions</b>	<b>0 of 3</b>	<b>1 of 1</b>
<b>Red-Zone Scores-Chances</b>	<b>1-2</b>	<b>7-7</b>
Touchdowns	0-2	5-7
Field goals	1-2	2-7
<b>Sacks By: Number-Yards</b>	<b>1-9</b>	<b>4-24</b>
<b>PAT Kicks</b>	<b>1-1</b>	<b>5-5</b>
<b>Field Goals</b>	<b>1-2</b>	<b>2-2</b>

## THE WRAPUP

### For the Record

- Tennessee Captains: Mychal Rivera, Zach Rogers and Willie Bohannon
- Tennessee is 3-1 to start a season for the first time since 2006
- This was the first meeting between Tennessee and Buffalo.

### Player Notes

- Sophomore quarterback Tyler Bray has 10 consecutive games with two or more passing TDs. Boise State's Kellen Moore leads active players with 16 consecutive 2+ passing TD games. (Bray is second)
- The 10 consecutive games with TD pass is tied for sixth in UT history (Andy Kelly - 11/10/90-10/12/91)
- Redshirt sophomore defensive lineman Marlon Walls recorded his first career sack in the first quarter, stopping Chazz Anderson in the backfield for a six-yard loss.
- In the third quarter, freshman defensive lineman Jordan Williams recorded his first career sack.
- Freshman Devrin Young, on the first touch of his college career, returns a punt 43 yards early in the first quarter. The run helped set up the first touchdown of the game, a 20-yard run by sophomore Rajion Neal.
- Young's run was the longest punt return by a Vol since Dennis Rogan ran 45 yards against Vanderbilt on Nov. 17, 2007.
- Da'Rick Rogers and DeAnthony Arnett each caught a pair of touchdown passes from Bray. The last time UT had two different receivers with two TD catches in the same game was on Nov. 20, 1993 at Kentucky (Cory Fleming and Joey Kent).

## Vols Roll Past Buffalo

KNOXVILLE — Tennessee's week of rest didn't derail its offense. Quarterback Tyler Bray and receiver Da'Rick Rogers kept the SEC's best passing offense on track, and the Vols gained 531 yards of total offense in a 41-10 victory over Buffalo on Saturday in front of 87,758 at Neyland Stadium.

"Now we turn our attention to what lies ahead," UT coach Derek Dooley said.

That's a tough stretch of conference games beginning next week at home against Georgia, which defeated Mississippi State 24-10 on Saturday to improve to 3-2 overall and 2-1 in the SEC.

The Bulldogs will certainly present a tougher test than Buffalo, which mustered only 264 yards of total offense and 10 points in its first trip to Knoxville.

Tennessee (3-1) opened a quick 14-0 lead after a 20-yard touchdown run by receiver Rajion Neal and a 7-yard pass to Rogers.

Buffalo (1-4) scored its lone touchdown when quarterback Chazz Anderson broke free on a 68-yard touchdown run. The Bulls created a little suspense on the ensuing kickoff, which the Vols mishandled and gave Buffalo possession at the UT 21.

Tennessee's defense held strong, and Peter Fardon missed a 44-yard field goal. From there, the Vols closed the half with 17 unanswered points and led 31-7.

Tennessee's second half wasn't nearly as productive, but all told the Vols put together a solid day's work in their last non-conference game until Nov. 5 against Middle Tennessee.

Tauren Poole ran for 101 and averaged 5.9 yards per carry, a solid performance after the Vols' struggles on the ground at Florida.

And Rogers, who is now Tennessee's biggest threat at receiver with Justin Hunter out for the season with a torn ACL, had a career day. The 6-foot-3 sophomore had seven catches for a career-high 180 yards with two touchdowns. True freshman DeAnthony Arnett, who led the Vols in receiving at Florida, also added two more touchdowns.

Those two helped make up for Hunter's absence, said Bray, who threw for 342 yards and completed 21 of his 30 passes.

Another true freshman, Knoxville native Devrin Young, made a major impact in his first action this season. Young returned a punt 43 yards to set up the Vols' first touchdown, and he took the opening kickoff of the second half 34 yards to the UT 42.

Tennessee still surrendered a couple of costly plays, most notably Anderson's big run in the first quarter.

"We have to eliminate big plays," said linebacker Austin Johnson, who had six tackles, one shy of Curt Maggitt's team-high seven. "We've got to eliminate those. It's our responsibility as players. It takes all 11 of us doing our jobs to stop those plays."

## >> SCORING SUMMARY

Team	Qtr	Time	Scoring Play	Conversion	Plays	TOP	Score
UT	1st	11:58	Neal, R. 20 yd run	Palardy, M. kick	3-48	1:14	0-7
UT	1st	03:53	Rogers, D. 7 yd pass from Bray, T.	Palardy, M. kick	12-84	5:42	0-14
BUF	1st	03:21	Anderson, C. 68 yd run	Fardon, P. kick	2-72	0:31	7-14
UT	1st	00:30	Palardy, M. 28 yd field goal		5-63	1:58	7-17
UT	2nd	08:25	Rogers, D. 12 yd pass from Bray, T.	Palardy, M. kick	8-88	4:11	7-24
UT	2nd	02:08	Arnett, D. 13 yd pass from Bray, T.	Palardy, M. kick	11-72	4:45	7-31
UT	3rd	03:49	Arnett, D. 8 yd pass from Bray, T.	Palardy, M. kick	10-56	5:17	7-38
UT	4th	11:32	Palardy, M. 28 yd field goal		8-34	3:39	7-41
BUF	4th	08:38	Fardon, P. 30 yd field goal		9-47	3:03	10-41

## Stat Leaders

### >> TENNESSEE

Rushing	Att	Yds	TD	Long	Avg.
Poole	17	101	0	25	5.9
Darr	1	30	0	30	30.0
Smith	10	28	0	8	2.8
Lane	7	28	0	9	4.0
Neal	3	20	1	20	6.7
Young	1	6	0	6	6.0
TEAM	1	-2	0	0	-2.0
Bray	4	-12	0	0	-3.0
<b>Totals</b>	<b>44</b>	<b>199</b>	<b>1</b>	<b>30</b>	<b>4.5</b>

Passing	C-A-I	Yds	TD	Long	Sack
Bray	21-30-0	342	4	58	1
Sims	0-1-0	0	0	0	0
<b>Totals</b>	<b>21-31-0</b>	<b>342</b>	<b>4</b>	<b>58</b>	<b>1</b>


Receiving	No.	Yds	TD	Long
D. Rogers	7	180	2	58
Rivera	3	38	0	17
Arnett	3	27	2	13
Z. Rogers	2	24	0	14
Lane	2	15	0	17
Bartholomew	2	12	0	8
Poole	1	32	0	32
Neal	1	14	0	14
<b>Totals</b>	<b>21</b>	<b>342</b>	<b>4</b>	<b>58</b>

### >> BUFFALO

Rushing	Att	Yds	TD	Long	Avg.
Anderson	7	79	1	68	11.3
Oliver	18	58	0	12	3.2
Zordich	1	7	0	7	7.0
Gill	2	4	0	3	2.0
<b>Totals</b>	<b>28</b>	<b>148</b>	<b>1</b>	<b>68</b>	<b>5.3</b>

Passing	C-A-I	Yds	TD	Long	Sack
Anderson	8-19-0	99	0	40	3
Zordich	2-6-0	17	0	9	0
<b>Totals</b>	<b>10-25-0</b>	<b>116</b>	<b>0</b>	<b>40</b>	<b>3</b>

Receiving	No.	Yds	TD	Long
Jackson	3	19	0	7
Neutz	2	19	0	11
Oliver	2	13	0	9
Young	1	40	0	40
Rivers	1	16	0	16
Knox	1	9	0	9
<b>Totals</b>	<b>10</b>	<b>116</b>	<b>0</b>	<b>40</b>





## Game 5

<b>GEORGIA</b>	<b>3</b>	<b>3</b>	<b>14</b>	<b>0</b>	<b>-</b>	<b>20</b>
<b>TENNESSEE</b>	<b>0</b>	<b>6</b>	<b>0</b>	<b>6</b>	<b>-</b>	<b>12</b>

Oct. 8 | Neyland Stadium | Knoxville, Tenn. | 7 p.m. | Attendance: 102,455



## Breakdown

	UGA	UT
<b>FIRST DOWNS</b>	<b>20</b>	<b>17</b>
Rushing	8	3
Passing	10	14
Penalty	2	0
<b>NET YARDS RUSHING</b>	<b>139</b>	<b>-21</b>
Rushing Attempts	38	23
Average Per Rush	3.7	-0.9
Rushing Touchdowns	2	1
Yards Gained Rushing	148	45
Yards Lost Rushing	9	66
<b>NET YARDS PASSING</b>	<b>227</b>	<b>290</b>
Completions-Attempts-Int	15-25-0	22-40-0
Average Per Attempt	9.1	7.2
Average Per Completion	15.1	13.2
Passing Touchdowns	0	0
<b>TOTAL OFFENSE YARDS</b>	<b>366</b>	<b>269</b>
Total offense plays	63	63
Average Gain Per Play	5.8	4.3
Fumbles: Number-Lost	1-0	4-0
Penalties: Number-Yards	8-75	8-40
<b>PUNTS-YARDS</b>	<b>4-166</b>	<b>4-169</b>
Average Yards Per Punt	41.5	42.2
Net Yards Per Punt	31.8	37.2
Inside 20	1	2
50+ Yards	1	0
Touchbacks	1	1
Fair catch	1	1
<b>KICKOFFS-YARDS</b>	<b>5-335</b>	<b>2-140</b>
Average Yards Per Kickoff	67.0	70.0
Net Yards Per Kickoff	41.4	51.5
Touchbacks	1	1
<b>Punt returns: Number-Yards-TD</b>	<b>0-0-0</b>	<b>2-19-0</b>
Average Per Return	0.0	9.5
<b>Kickoff returns: Number-Yards-TD</b>	<b>1-17-0</b>	<b>4-108-0</b>
Average Per Return	17.0	27.0
<b>Interceptions: Number-Yards-TD</b>	<b>0-0-0</b>	<b>0-0-0</b>
<b>Fumble Returns: Number-Yards-TD</b>	<b>0-0-0</b>	<b>0-0-0</b>
<b>Miscellaneous Yards</b>	<b>0</b>	<b>0</b>
<b>Possession Time</b>	<b>33:43</b>	<b>26:17</b>
1st Quarter	8:57	6:03
2nd Quarter	5:54	9:06
3rd Quarter	8:38	6:22
4th Quarter	10:14	4:46
<b>Third-Down Conversions</b>	<b>3 of 12</b>	<b>4 of 13</b>
<b>Fourth-Down Conversions</b>	<b>3 of 3</b>	<b>3 of 3</b>
<b>Red-Zone Scores-Chances</b>	<b>4-4</b>	<b>2-2</b>
Touchdowns	2-4	1-2
Field goals	2-4	1-2
<b>Sacks By: Number-Yards</b>	<b>3-32</b>	<b>1-3</b>
<b>PAT Kicks</b>	<b>2-2</b>	<b>0-1</b>
<b>Field Goals</b>	<b>2-2</b>	<b>2-3</b>

## THE WRAPUP

### For the Record

- Tennessee Captains: Tyler Bray, Malik Jackson, Austin Johnson and Tauren Poole.
- Tennessee is now 21-18-2 all-time against Georgia, including a 11-9-1 mark in Knoxville.
- A four-year streak of wins by the home team in this series came to an end, with Tennessee dropping a game to the Bulldogs at Neyland for the first time since a 27-14 setback in 2005.

### Player Notes

- Tennessee's second-quarter scoring drive for a field goal was its longest of the season (time wise) and the longest scoring drive of Tyler Bray's career at 7:22. The drive was the longest since the Vols opened the game vs. South Carolina with a drive totaling 8:52 in 2010.
- Senior quarterback Matt Simms entered the game when Tyler Bray was shaken up in the fourth quarter. He completed his first two passes and proceeded to cap a scoring drive with a one-yard TD plunge.
- Marlin Lane's 27-yard catch in the second frame is the longest of his career. He matched his previous season total with six receptions and had a team-high 84 yards.
- Mychal Rivera recorded the third five-catch game in his last four contests. With his diving 19-yard catch in the fourth quarter, Rivera eclipsed his career high in yardage with 85. His previous best was 71 vs. Florida this season.
- Tyler Bray eclipsed the 200-yard passing mark for the 10th-straight game, but his streak of 10-consecutive games with two or more TD passes came to an end. He had no scoring tosses for the first time since last year's Alabama game.

## Vols Fall Short Against Georgia, 20-12

**KNOXVILLE** -- For much of the season, Tennessee coach Derek Dooley bemoaned his team's tendency to give up one or two costly plays. Unfortunately for the Vols, that trend continued in a 20-12 loss to Georgia in front of 102,455 fans in Neyland Stadium on Saturday night.

After finishing the first half tied, the Vols surrendered 14 unanswered points in the third quarter and couldn't catch back up.

One big play in particular -- a 73-yard pass to freshman receiver Malcolm Mitchell -- proved costly. Backed up at his 7-yard line, Georgia quarterback Aaron Murray hit Mitchell on a play-action pass that took Georgia to the UT 22 and flipped the field in a major way.

Two plays later, freshman Isaiah Crowell scored on a 17-yard run to give Georgia a 20-6 lead with 4:51 remaining in the third quarter.

The Bulldogs (4-2, 3-1 SEC) moved the ball 38 yards on eight plays and scored a touchdown on their first possession of the second half after forcing UT off the field in three plays.

While Georgia moved the ball with ease out of halftime, picking up 177 of its 366 yards of total offense in the third quarter. Meanwhile, Tennessee (3-2, 0-2) began the second half in an offensive funk.

The Vols had just 11 yards of total offense in the third quarter on 11 plays. And a flagging ground game didn't get any better after halftime. In fact, it got worse.

The Vols had just 29 yards rushing in the first half. By the midway point of the fourth quarter, the Vols had minus-4 yards, although that total was impacted by sacks.

UT finished with minus-20 yards on the ground, the second time in two conference games UT has finished with negative rushing yards.

Senior tailback Tauren Poole had 7 yards on seven carries before leaving during the second quarter with a hamstring injury.

The bad news wasn't limited to the ground game, either.

Quarterback Tyler Bray, who finished with 251 yards on 18-of-33 passing, left the game with about 4 1/2 minutes remaining after his throwing hand slammed into a Georgia defender's helmet.

With Bray on the bench, backup Matt Simms took over and scored on a 1-yard touchdown run to finish off a drive 14-play, 76-yard drive that made the score 20-12.

Michael Palardy's extra point was blocked, and the ensuing onside kick attempt went out of bounds, effectively ending Tennessee's chances.

Tennessee ended the first half with some momentum after a 46-yard drive in the final 1:38, and Palardy's 43-yard field goal as time expired tied the game at 6-6.

Tight end Mychal Rivera was the Vols' most potent offensive weapon, catching four passes for 66 yards in the first half and finishing with five for 85 yards.

Receiver Da'Rick Rogers was held in check for most of the game, although he finished with 71 yards after being held to just two catches in the first half.

## >> SCORING SUMMARY

Team	Qtr	Time	Scoring Play	Conversion	Plays	TOP	Score
UGA	1st	08:47	Walsh, B. 35 yd field goal		15-62	6:13	3-0
UT	2nd	06:46	Palardy, M. 28 yd field goal		14-80	7:22	3-3
UGA	2nd	01:44	Walsh, B. 23 yd field goal		11-78	4:56	6-3
UT	2nd	00:00	Palardy, M. 43 yd field goal		8-46	1:38	6-6
UGA	3rd	08:19	Crowell, I. 1 yd run	Walsh, B. kick	8-38	4:32	13-6
UGA	3rd	04:51	Crowell, I. 17 yd run	Walsh, B. kick	3-93	1:08	20-6
UT	4th	02:45	Simms, M. 1 yd run	Palardy kick blocked	14-76	3:26	20-12

## Stat Leaders

### >> TENNESSEE

Rushing	Att	Yds	TD	Long	Avg.
Lane	7	8	0	8	1.1
Poole	7	7	0	6	1.0
Neal	2	7	0	11	3.5
Bray	2	-11	0	3	-5.5
TEAM	1	-15	0	0	-15.0
Simms	4	-16	1	1	-4.0
<b>Totals</b>	<b>23</b>	<b>-20</b>	<b>1</b>	<b>11</b>	<b>-0.9</b>

Passing	C-A-I	Yds	TD	Long	Sack
Bray	18-33-0	251	0	27	1
Simms	4-6-0	39	0	19	1
TEAM	0-1-0	0	0	0	0
<b>Totals</b>	<b>22-40-0</b>	<b>290</b>	<b>0</b>	<b>27</b>	<b>2</b>

Receiving	No.	Yds	TD	Long
Lane	6	84	0	27
Rivera	5	85	0	19
D. Rogers	5	71	0	17
Arnett	3	22	0	11
Z. Rogers	1	19	0	19
Poole	1	7	0	7
Downs	1	2	0	2
<b>Totals</b>	<b>22</b>	<b>290</b>	<b>0</b>	<b>27</b>

### >> GEORGIA

Rushing	Att	Yds	TD	Long	Avg.
Crowell	19	58	2	17	3.1
Thomas	7	37	0	21	5.3
Murray	6	19	0	8	3.2
Smith	2	19	0	17	9.5
Samuel	4	6	0	4	1.5
<b>Totals</b>	<b>38</b>	<b>139</b>	<b>2</b>	<b>21</b>	<b>3.7</b>

Passing	C-A-I	Yds	TD	Long	Sack
Murray	15-25-0	227	0	71	0

Receiving	No.	Yds	TD	Long
King	5	51	0	11
Mitchell	3	126	0	71
Crowell	2	5	0	5
Conley	1	17	0	17
Charles	1	10	0	10
Bennett	1	7	0	7
Brown	1	6	0	6
White	1	5	0	5
<b>Totals</b>	<b>15</b>	<b>227</b>	<b>0</b>	<b>71</b>



## Game 6

#1 LSU	0	17	7	4	-	38
TENNESSEE	0	7	0	0	-	7

Oct. 15 | Neyland Stadium | Knoxville, Tenn. | 3:30 p.m. | Attendance: 101,822



## Breakdown

	LSU	UT
<b>FIRST DOWNS</b>	<b>24</b>	<b>11</b>
Rushing	14	5
Passing	6	5
Penalty	4	1
<b>NET YARDS RUSHING</b>	<b>237</b>	<b>111</b>
Rushing Attempts	49	29
Average Per Rush	4.8	3.8
Rushing Touchdowns	2	1
Yards Gained Rushing	245	130
Yards Lost Rushing	8	19
<b>NET YARDS PASSING</b>	<b>146</b>	<b>128</b>
Completions-Attempts-Int	14-20-0	6-20-2
Average Per Attempt	7.3	6.4
Average Per Completion	10.4	21.3
Passing Touchdowns	3	0
<b>TOTAL OFFENSE YARDS</b>	<b>383</b>	<b>239</b>
Total offense plays	69	49
Average Gain Per Play	5.6	4.9
<b>Fumbles: Number-Lost</b>	<b>0-0</b>	<b>0-0</b>
<b>Penalties: Number-Yards</b>	<b>8-61</b>	<b>6-68</b>
<b>PUNTS-YARDS</b>	<b>4-180</b>	<b>5-189</b>
Average Yards Per Punt	45.0	37.8
Net Yards Per Punt	35.0	31.4
Inside 20	2	2
50+ Yards	1	0
Touchbacks	2	0
Fair catch	1	1
<b>KICKOFFS-YARDS</b>	<b>7-471</b>	<b>2-140</b>
Average Yards Per Kickoff	67.3	70.0
Net Yards Per Kickoff	42.3	36.0
Touchbacks	2	0
<b>Punt returns: Number-Yards-TD</b>	<b>3-32-0</b>	<b>0-0-0</b>
Average Per Return	10.7	0.0
<b>Kickoff returns: Number-Yards-TD</b>	<b>2-68-0</b>	<b>5-135-0</b>
Average Per Return	34.0	27.0
<b>Interceptions: Number-Yards-TD</b>	<b>2-99-0</b>	<b>0-0-0</b>
<b>Fumble Returns: Number-Yards-TD</b>	<b>0-0-0</b>	<b>0-0-0</b>
<b>Miscellaneous Yards</b>	<b>0</b>	<b>0</b>
<b>Possession Time</b>	<b>38:19</b>	<b>21:41</b>
1st Quarter	8:18	6:42
2nd Quarter	8:02	6:58
3rd Quarter	9:46	5:14
4th Quarter	12:13	2:47
<b>Third-Down Conversions</b>	<b>6 of 12</b>	<b>4 of 10</b>
<b>Fourth-Down Conversions</b>	<b>1 of 1</b>	<b>0 of 1</b>
<b>Red-Zone Scores-Chances</b>	<b>6-6</b>	<b>1-1</b>
Touchdowns	5-6	1-1
Field goals	1-6	0-1
<b>Sacks By: Number-Yards</b>	<b>0-0</b>	<b>1-3</b>
<b>PAT Kicks</b>	<b>5-5</b>	<b>1-1</b>
<b>Field Goals</b>	<b>1-1</b>	<b>0-0</b>

## THE WRAPUP

### For the Record

- Tennessee Captains: Ben Bartholomew, Zach Fulton, Nick Guess, Jacques Smith.
- Tennessee Legends of the Game: 1956 Tennessee Vols football team, which went 10-1, won an SEC title and played in the Sugar Bowl (L, 13-7 to Baylor).
- The Vols are 20-9-3 all-time against LSU, including a 11-3-1 mark in Knoxville.
- Tennessee is 2-8 all-time when playing the nation's top-ranked team, including 1-1 vs. a No. 1 LSU squad.

### Game Notes

- UT's defense came out fighting, holding LSU scoreless in the first quarter.
- With that feat, Tennessee snapped LSU's scoring streak of 31-consecutive quarters that dated back to 2010.
- A.J. Johnson recorded a career-high 11 tackles, matching his previous best of seven by halftime.
- Daniel Hood picked up his first career sack in the second quarter against an LSU defense that entered the game leading the SEC in fewest sacks allowed (4).
- Twenty-eight of Da'Rick Rogers' 35 receptions this season have gone for a first down, including all three of his catches today.
- Tauren Poole had 16 carries for 25 yards in his first two SEC games this season, but he bounced back today to tally 14 for 53 in the first half and finished with 70 yards and a touchdown on 19 tries.
- Tauren Poole carried for one first down in the previous two SEC contests this season before running for three in the first half and getting four for the game.
- For five attempts, Devrin Young amassed 135 kickoff return yards, the most since David Oku's 149-yard, five-attempt outburst vs. Ole Miss on 11/14/09.

## Second Half Dooms Vols Against No. 1 LSU

**KNOXVILLE** -- Last October, Tennessee came within one play of upsetting LSU in Baton Rouge. On Saturday, the outcome was decided long before the final whistle.

Top-ranked LSU started slowed but dominated the time of possession -- and the scoreboard -- after halftime to defeat Tennessee 38-7 in front of 101,822 in Neyland Stadium on Saturday.

"Not a real complex game there," UT head coach Derek Dooley said. "They pounded us. I don't know any other way to say it."

That was certainly the case after halftime, when LSU limited the Vols to just three offensive possessions and controlled the clock on its way to 21 unanswered points.

The Tigers (7-0, 4-0 SEC) began the third quarter with a 12-play drive that lasted seven minutes and eight seconds. Spencer Ware capped that drive with a 1-yard touchdown.

Unfortunately for the Vols (3-3, 0-3 SEC), it was a nasty bit of foreshadowing.

Tennessee's next possession, its longest of the second half, lasted 5:07 but stalled after reaching the LSU 30. Anthony Anderson downed Matt Darr's punt at the 1-yard line.

Ninety-nine yards and 8:55 later, quarterback Jordan Jefferson scored from 3 yards out to give LSU a commanding 31-7 lead.

Tennessee started the day feeling pretty good about where it stood.

The Vols held LSU in check during the first quarter -- the first time in 31 quarters it was held scoreless -- until the Tigers unleashed an 89-yard salvo.

After hitting Rajion Neal for a 38-yard gain to the LSU 42 with the game tied 0-0, quarterback Matt Simms took another shot down the field that Morris Claiborne snagged at the LSU 6-yard line.

Simms, starting his first game since last October, slowed down Claiborne, who was eventually tackled at the Vols' 5-yard line by Zach Rogers. Two plays later, the Tigers took a 7-0 lead on a 5-yard pass from Jarrett Lee to Reuben Randle.

The Vols, taking over at their 10-yard line, went three-and-out on their next series, and LSU countered with a seven-play, 36-yard touchdown drive.

Simms threw his second interception on the Vols' next possession, but the defense, as it did for much of the first half, came up with a big stop.

Simms, who finished 6-of-20 passing for 128 yards and two interceptions, accepted much of the blame for Tennessee's struggles on offense.

Despite the outcome against LSU, Dooley said there were some encouraging signs.

Chief among those was a revived running game, led by Poole, who finished with 70 yards on 19 carries. The Vols ran for 111 yards against LSU after finishing with negative rushing totals in their two previous SEC games, both losses, against Florida and Georgia.

True freshman Devrin Young sparked the return game again, namely with a career-high 60-yard return in the third quarter. And true freshman linebacker A.J. Johnson had his best game yet, leading all players with 11 tackles.

But, ultimately, Tennessee gave up a few too many plays and couldn't find many of its own.

## >> SCORING SUMMARY

Team	Qtr	Time	Scoring Play	Conversion	Plays	TOP	Score
LS	2nd	14:56	Randle 5 yd pass from Lee	Drew Alleman kick	2-5	0:13	7-0
LS	2nd	10:01	Ware 13 yd pass from Lee	Drew Alleman kick	7-36	4:06	14-0
UT	2nd	02:24	Poole, T. 2 yd run	Palardy, M. kick	10-80	4:30	14-7
LS	2nd	00:15	Drew Alleman 18 yd FG		6-65	2:01	17-7
LS	3rd	07:53	Spencer Ware 1 yd run	Drew Alleman kick	12-66	7:01	24-7
LS	4th	08:55	Jo. Jefferson 3 yd run	Drew Alleman kick	16-99	8:44	31-7
LS	4th	01:35	Shepard 14 yd pass from Lee	Drew Alleman kick	10-65	6:08	38-7

## Stat Leaders

### >> TENNESSEE

Rushing	Att	Yds	TD	Long	Avg.
Poole	19	70	1	22	3.7
Lane	6	43	0	18	7.2
Neal	1	5	0	5	5.0
TEAM	1	-2	0	0	-2.0
Young	2	-5	0	2	-2.5
<b>Totals</b>	<b>29</b>	<b>111</b>	<b>1</b>	<b>22</b>	<b>3.8</b>

Passing	C-A-I	Yds	TD	Long	Sack
Simms	6-20-2	128	0	44	0

Receiving	No.	Yds	TD	Long
D. Rogers	3	63	0	44
Neal	1	38	0	38
Young	1	21	0	21
Bartholomew	1	6	0	6
<b>Totals</b>	<b>6</b>	<b>128</b>	<b>0</b>	<b>44</b>

### >> LSU

Rushing	Att	Yds	TD	Long	Avg.
Ware	23	80	1	16	3.5
Jefferson	14	73	1	18	5.2
Ford	5	35	0	13	7.0
Shepard	2	19	0	10	9.5
Blue	4	17	0	8	4.2
Hilliard	1	13	0	13	13.0
<b>Totals</b>	<b>49</b>	<b>237</b>	<b>2</b>	<b>18</b>	<b>4.8</b>

Passing	C-A-I	Yds	TD	Long	Sack
Lee	13-17-0	138	3	45	0
Jefferson	1-3-0	8	0	8	1
<b>Totals</b>	<b>14-20-0</b>	<b>146</b>	<b>3</b>	<b>45</b>	<b>1</b>

Receiving	No.	Yds	TD	Long
Randle	5	86	1	45
Beckham	4	24	0	8
Peterson	2	8	0	7
Shepard	1	14	1	14
Ware	1	13	1	13
Hilliard	1	1	0	1
<b>Totals</b>	<b>14</b>	<b>146</b>	<b>3</b>	<b>45</b>



## Game 7

<b>TENNESSEE</b>	<b>3</b>	<b>3</b>	<b>0</b>	<b>0</b>	<b>-</b>	<b>6</b>
<b>#2 ALABAMA</b>	<b>3</b>	<b>3</b>	<b>21</b>	<b>10</b>	<b>-</b>	<b>37</b>

Oct. 22 | Bryant-Denny Stadium | Tuscaloosa, Ala. | 7:21 p.m. | Attendance: 101,821



## Breakdown

	UT	ALA
<b>FIRST DOWNS</b>	<b>6</b>	<b>19</b>
Rushing	1	6
Passing	4	13
Penalty	1	0
<b>NET YARDS RUSHING</b>	<b>92</b>	<b>143</b>
Rushing Attempts	32	38
Average Per Rush	2.9	3.8
Rushing Touchdowns	0	3
Yards Gained Rushing	103	157
Yards Lost Rushing	11	14
<b>NET YARDS PASSING</b>	<b>63</b>	<b>294</b>
Completions-Attempts-Int	9-18-1	18-28-1
Average Per Attempt	3.5	10.5
Average Per Completion	7.0	16.3
Passing Touchdowns	0	1
<b>TOTAL OFFENSE YARDS</b>	<b>155</b>	<b>437</b>
Total offense plays	50	66
Average Gain Per Play	3.1	6.6
<b>Fumbles: Number-Lost</b>	<b>2-1</b>	<b>1-0</b>
<b>Penalties: Number-Yards</b>	<b>4-25</b>	<b>5-38</b>
<b>PUNTS-YARDS</b>	<b>5-200</b>	<b>2-81</b>
Average Yards Per Punt	40.0	40.5
Net Yards Per Punt	39.2	35.0
Inside 20	0	0
50+ Yards	0	0
Touchbacks	0	0
Fair catch	3	1
<b>KICKOFFS-YARDS</b>	<b>3-172</b>	<b>8-523</b>
Average Yards Per Kickoff	57.3	65.4
Net Yards Per Kickoff	45.3	44.2
Touchbacks	0	1
<b>Punt returns: Number-Yards-TD</b>	<b>1-11-0</b>	<b>1-4-0</b>
Average Per Return	11.0	4.0
<b>Kickoff returns: Number-Yards-TD</b>	<b>7-149-0</b>	<b>3-36-0</b>
Average Per Return	21.3	12.0
<b>Interceptions: Number-Yards-TD</b>	<b>1-19-0</b>	<b>1-29-0</b>
<b>Fumble Returns: Number-Yards-TD</b>	<b>0-0-0</b>	<b>0-0-0</b>
<b>Miscellaneous Yards</b>	<b>0</b>	<b>0</b>
<b>Possession Time</b>	<b>27:42</b>	<b>32:18</b>
1st Quarter	9:31	5:29
2nd Quarter	6:37	8:23
3rd Quarter	8:42	6:18
4th Quarter	2:52	12:08
<b>Third-Down Conversions</b>	<b>2 of 14</b>	<b>7 of 14</b>
<b>Fourth-Down Conversions</b>	<b>2 of 5</b>	<b>1 of 2</b>
<b>Red-Zone Scores-Chances</b>	<b>0-0</b>	<b>5-7</b>
Touchdowns	0-0	3-7
Field goals	0-0	2-7
<b>Sacks By: Number-Yards</b>	<b>1-4</b>	<b>2-9</b>
<b>PAT Kicks</b>	<b>0-0</b>	<b>4-4</b>
<b>Field Goals</b>	<b>2-2</b>	<b>3-3</b>

## THE WRAPUP

### For the Record

• Tennessee Captains: Ben Martin, Mychal Rivera, Malik Jackson and Alex Bullard.  
• Tennessee is now 37-49-8 all-time against Alabama, including a 3-5 mark in Tuscaloosa.  
• The announced attendance of 101,821 marks the largest road crowd Tennessee has ever played in front of, topping the previous high of 92,932 at LSU on Oct. 2, 2010.

### Game Notes

• The contest marked the first Tennessee-Alabama game the Vols legend Gus Manning has missed since 1946, a 12-0 UT win. It breaks a streak of 65 consecutive games for Manning.  
• Senior Austin Johnson picked off a first-quarter pass from A.J. McCarron, marking just Tennessee's second interception of the season and first in a string of 349 defensive snaps, dating back to the third quarter of the season opener versus Montana.  
• With 13 tackles at Alabama and 11 last week vs. LSU, linebacker A.J. Johnson became just the second true freshman in Tennessee history with two 10+ tackle games. Eric Berry is the only other player to accomplish the feat with games of 14 tackles vs. Kentucky and 12 tackles vs. South Carolina in 2007.  
• Michael Palardy completed a five-yard pass to Anthony Anderson for a first down on a fake punt in the second quarter. It was UT's first successful fake punt since Palardy ran for 16 yards and a first down against Kentucky on 11/26/10.  
• Michael Palardy's career-long 52-yard field goal in the second quarter marked the longest by a Tennessee kicker since Jeff Hall made a 53-yarder against Oklahoma State on Sept. 30, 1995.

## Vols Fall to No. 2 Alabama, 37-6

**TUSCALOOSA, Ala.** -- For the first 30 minutes on Saturday night in Bryant-Denny Stadium, Tennessee traded punches with No. 2 Alabama.

For the last 30 minutes, the Crimson Tide dominated their home turf on the way to a 37-6 victory.

Alabama (8-0, 5-0 SEC) scored 21 unanswered points in the third quarter, after the Vols played the Tide to a 6-6 draw in the opening half. That clearly didn't sit well with the Tide.

Tennessee, which limited Alabama to 157 yards in the first half, surrendered 175 yards of offense in the third quarter alone.

Alabama had an iron grip in the second half. A.J. McCarron capped the Tide's first possession of the third quarter with a 2-yard touchdown run. On its next possession, Tennessee couldn't pick up a yard on fourth down from its 39-yard line. The very next play, McCarron hit Kenny Bell for a touchdown, and the rout was on.

The Tide added another touchdown in the third quarter, this on a 12-yard run by star running back Trent Richardson, to run the score to 30-6 in what seemed like a blink.

The third quarter hasn't been Tennessee's best, especially in SEC play.

Entering Saturday's game, the Vols had been outscored 38-6 by conference opponents in the third quarter. Alabama's outburst on Saturday brings that total to 59-6.

Tennessee's first half of football was about as good as it could have hoped.

The Vols' yardage total was modest -- 114 yards in all -- but they certainly didn't play like a double-digit underdog. Alabama's first drive ended with an interception -- just Tennessee's second takeaway in conference play -- and it set the tone for the rest of the half.

The Crimson Tide went three-and-out on its next drive and the Vols took the opening to take a 3-0 lead. Matt Simms hit Mychal Rivera for a 13-yard pass on third down and Da'Rick Rogers came up with an 11-yard reception on fourth down to extend the drive.

Michael Palardy connected from 40 yards out, and Tennessee took a 3-0 lead.

Alabama answered with a field goal, set up by a 69-yard pass to Marquis Maze. The Vols' defense, though, dug in and kept Alabama out of the end zone.

UT managed that again, holding strong again when Alabama drove down to its 12-yard line.

In the second quarter, Tennessee drove 46 yards and Palardy drilled a career-long 52-yard field goal to tie the game 6-6 with 5:52 remaining in the first half.

Palardy helped his own cause, too, completing a pass to Anthony Anderson on a fake punt that extended the drive on fourth down.

The field goal was the longest since Jeff Hall hit a 53-yarder against Oklahoma State in 1995.

Tennessee's three points were the first surrendered by Alabama in the second quarter all season long. Entering Saturday's game, the Crimson Tide had outscored opponents 64-0 in the second quarter.

Defensively, linebacker A.J. Johnson provided a major bright spot for the second straight week. Against Alabama, he had 13 tackles, a total that trails only Eric Berry for a single game as a true freshman.

## >> SCORING SUMMARY

Team	Qtr	Time	Scoring Play	Conversion	Plays	TOP	Score
UT	1st	03:58	Palardy, M. 40 yd field goal		12-45	6:37	3-0
UA	1st	02:26	Jeremy Shelley 26 yd field goal		5-72	1:32	3-3
UA	2nd	10:55	Jeremy Shelley 29 yd field goal		10-48	4:52	3-6
UT	2nd	05:52	Palardy, M. 52 yd field goal		11-46	5:03	6-6
UA	3rd	11:08	AJ McCarron 2 yd run	Jeremy Shelley kick	5-75	1:51	6-13
UA	3rd	08:52	Bell 39 yd pass from McCarron	Jeremy Shelley kick	1-39	0:09	6-20
UA	3rd	03:17	T. Richardson 12 yd run	Jeremy Shelley kick	6-63	3:15	6-27
UA	4th	11:22	Cade Foster 45 yd field goal		10-46	4:41	6-30
UA	4th	09:27	T. Richardson 1 yd run	Jeremy Shelley kick	3-9	1:30	6-37

## Stat Leaders

### >> TENNESSEE

Rushing	Att	Yds	TD	Long	Avg.
Poole	19	67	0	15	3.5
Lane	7	21	0	6	3.0
Neal	1	6	0	6	6.0
Young	1	6	0	6	6.0
Worley	1	0	0	0	0.0
Simms	3	-8	0	0	-2.7
<b>Totals</b>	<b>32</b>	<b>92</b>	<b>0</b>	<b>15</b>	<b>2.9</b>

Passing	C-A-I	Yds	TD	Long	Sack
Simms	8-17-1	58	0	21	2
Palardy	1-1-0	5	0	5	0
<b>Totals</b>	<b>9-18-1</b>	<b>63</b>	<b>0</b>	<b>21</b>	<b>2</b>

Receiving	No.	Yds	TD	Long
Poole	3	10	0	8
D. Rogers	2	32	0	21
Rivera	1	13	0	13
Anderson	1	5	0	5
Young	1	2	0	2
Neal	1	1	0	1
<b>Totals</b>	<b>9</b>	<b>63</b>	<b>0</b>	<b>21</b>

### >> ALABAMA

Rushing	Att	Yds	TD	Long	Avg.
Richardson	17	77	2	16	4.5
Lacy	7	46	0	19	6.6
Fowler	9	27	0	12	3.0
Maze	1	-1	0	0	-1.0
McCarron	2	-2	1	2	-1.0
TEAM	2	-4	0	0	-2.0
<b>Totals</b>	<b>38</b>	<b>143</b>	<b>3</b>	<b>19</b>	<b>3.8</b>

Passing	C-A-I	Yds	TD	Long	Sack
McCarron	17-26-1	284	1	69	1
Sims	1-2-0	10	0	10	0
<b>Totals</b>	<b>18-28-1</b>	<b>294</b>	<b>1</b>	<b>69</b>	<b>1</b>

Receiving	No.	Yds	TD	Long
Maze	5	106	0	69
Hanks	3	55	0	21
Bell	3	52	1	39
Richardson	3	33	0	22
Smelley	2	34	0	17
Lacy	2	14	0	9
<b>Totals</b>	<b>18</b>	<b>294</b>	<b>1</b>	<b>69</b>



## Game 8

#14 S. CAROLINA	0	7	7	0	-	14
TENNESSEE	3	0	0	0	-	3

Oct. 29 | Neyland Stadium | Knoxville, Tenn. | 7:15 p.m. | Attendance: 96,655



## Breakdown

	SC	UT
<b>FIRST DOWNS</b>	<b>20</b>	<b>10</b>
Rushing	15	4
Passing	4	6
Penalty	1	0
<b>NET YARDS RUSHING</b>	<b>231</b>	<b>35</b>
Rushing Attempts	53	21
Average Per Rush	4.4	1.7
Rushing Touchdowns	1	0
Yards Gained Rushing	249	46
Yards Lost Rushing	18	11
<b>NET YARDS PASSING</b>	<b>87</b>	<b>151</b>
Completions-Attempts-Int	10-18-1	15-38-2
Average Per Attempt	4.8	4.0
Average Per Completion	8.7	10.1
Passing Touchdowns	1	0
<b>TOTAL OFFENSE YARDS</b>	<b>318</b>	<b>186</b>
Total offense plays	71	59
Average Gain Per Play	4.5	3.2
<b>Fumbles: Number-Lost</b>	<b>2-2</b>	<b>0-0</b>
<b>Penalties: Number-Yards</b>	<b>4-35</b>	<b>7-43</b>
<b>PUNTS-YARDS</b>	<b>5-169</b>	<b>5-180</b>
Average Yards Per Punt	33.8	36.0
Net Yards Per Punt	33.8	35.4
Inside 20	2	3
50+ Yards	1	0
Touchbacks	0	0
Fair catch	2	4
<b>KICKOFFS-YARDS</b>	<b>3-189</b>	<b>1-70</b>
Average Yards Per Kickoff	63.0	70.0
Net Yards Per Kickoff	33.7	47.0
Touchbacks	0	0
<b>Punt returns: Number-Yards-TD</b>	<b>1-3-0</b>	<b>0-0-0</b>
Average Per Return	3.0	0.0
<b>Kickoff returns: Number-Yds-TD</b>	<b>1-23-0</b>	<b>3-88-0</b>
Average Per Return	23.0	29.3
<b>Interceptions: Number-Yds-TD</b>	<b>2-0-0</b>	<b>1-54-0</b>
<b>Fumble Returns: Number-Yds-TD</b>	<b>0-0-0</b>	<b>0-0-0</b>
<b>Miscellaneous Yards</b>	<b>0</b>	<b>0</b>
<b>Possession Time</b>	<b>36:18</b>	<b>23:42</b>
1st Quarter	3:45	11:15
2nd Quarter	8:26	6:34
3rd Quarter	13:27	1:33
4th Quarter	10:40	4:20
<b>Third-Down Conversions</b>	<b>10 of 18</b>	<b>2 of 14</b>
<b>Fourth-Down Conversions</b>	<b>1 of 1</b>	<b>3 of 5</b>
<b>Red-Zone Scores-Chances</b>	<b>1-2</b>	<b>1-2</b>
Touchdowns	1-2	0-2
Field goals	0-2	1-2
<b>Sacks By: Number-Yards</b>	<b>1-6</b>	<b>3-13</b>
<b>PAT Kicks</b>	<b>2-2</b>	<b>0-0</b>
<b>Field Goals</b>	<b>0-0</b>	<b>1-2</b>

## THE WRAPUP

### For the Record

- Tennessee Captains: Rod Wilks, Shane Reveiz and Dallas Thomas.
- Legend of the Game: Former Vol defensive back Inky Johnson (2004-06)
- The Vols fell to 22-6-1 all-time vs. South Carolina, including 14-2 in Knoxville.

### Game Notes

- Justin Worley (QB), Marcus Jackson (LG), Rajion Neal (WR), Mo Couch (DT), Byron Moore (DB) made their first career starts for the Vols in the South Carolina game.
- With Worley's start vs. the Gamecocks, it became the fifth time in Tennessee history that the Vols have started three different quarterbacks in the same season.
- Justin Worley became the 14th true freshman QB to start a game this season for an NCAA D-I FBS team.
- Joining an impressive club, Worley followed in the footsteps of UT's last five rookie QB starters: Peyton Manning (1994), Casey Clausen (2000), Brent Schaeffer (2004), Erik Ainge (2004) and Tyler Bray (2010).
- A.J. Johnson became the first Tennessee true freshman to record three 10-plus tackle games, tallying 12 vs. South Carolina.
- Johnson moved into third place on Tennessee's all-time true freshman tackle-leaders list with 57 this season. He moved past Reggie White (51 in 1980) in the third quarter with his seventh stop of the game to hit 52. In addition to his 12 tackles vs. South Carolina, he added his second fumble recovery of the season.
- Only Eric Berry (86, 2007) and Jonathan Hefney (65, 2004) are ahead of Johnson on that freshman tackles list.

## Vols Fall to No. 14 South Carolina, 14-3

KNOXVILLE — Tennessee didn't have any trouble finding big plays on defense Saturday night against South Carolina. Turning those big plays into points, though, was another story.

The Vols couldn't take advantage of two prime opportunities deep in Carolina territory in the second half and fell to the 14th-ranked Gamecocks 14-3 in Neyland Stadium.

Tennessee's offense, without its two most productive players in quarterback Tyler Bray and wide receiver Justin Hunter, struggled again. The Vols finished with just 186 yards of total offense and managed just three points despite getting inside the South Carolina 30-yard line four times.

True freshman quarterback Justin Worley had a difficult time in his debut as a starter, completing 10 of his 26 passes for 105 yards and two interceptions.

Worley's first interception came on the Gamecocks' 2-yard line, when free safety D.J. Swearingin stepped in front of tight end Mychal Rivera and grabbed the ball near the goal line.

Two plays earlier, Prentiss Waggner returned an interception of his own 54 yards to the South Carolina 2-yard line. He nearly scored, but lineman Cory Gibson and quarterback Connor Shaw tripped him up just shy of the end zone. The real dagger came on South Carolina's next possession.

The Gamecocks (7-1, 5-1 SEC) embarked on a monster drive that lasted nearly 12 minutes. They ran 20 plays and converted six times on third down, the last of which was Shaw's 5-yard touchdown run on a quarterback draw.

On that drive, Carolina never faced a third down with more than 5 yards needed for a conversion. Four were third and 2 yards or shorter, and that caused major problems for the Vols.

True freshman LB A.J. Johnson, who had a team-high 12 tackles, provided another spark in the fourth quarter when he recovered Brandon Wilds' fumble at the South Carolina 28-yard line. On the next play, though, South Carolina's Stephon Gilmore intercepted Worley's pass in the end zone.

In the second half, South Carolina's rushing offense — playing its first full game without leading rusher Marcus Lattimore — picked up steam. Brandon Wilds finished with 137 yards on 28 carries. Shaw, who threw for 87 yards and a touchdown, was almost as dangerous on his feet. He ran for 64 yards.

The Vols, meanwhile, struggled on the ground again, finishing with just 35 yards rushing. Tailback Tauren Poole had 38 yards on 18 carries. To make matters worse, UT converted just twice in 14 tries on third down.

Tennessee scored on its second possession of the game after taking over at the Carolina 18-yard line following a muffed punt by Ace Sanders. The Vols reached the Gamecocks' 4-yard line, but had to settle for a 22-yard field goal by Michael Palardy and an early 3-0 lead.

Tennessee (3-5, 0-5 SEC) squandered a chance to add to its lead at the end of the first quarter.

Going for the first down on fourth-and-1 from the Gamecocks' 20, UT's offensive line jumped before the snap for a 5-yard penalty. Palardy came out for what would have been a 42-yard attempt, but another false start backed him up 5 more yards.

His attempt from 47 yards was blocked by Carolina's Melvin Ingram, and the Vols were stopped on fourth and short at the Gamecocks' 44-yard line in their only trip inside SC territory in the second quarter.

South Carolina, which had just 27 yards of total offense in the first quarter, took advantage of great field position on its second drive of the second quarter. Taking over at the UT 44 following a 27-yard punt by Palardy, the Gamecocks took a 7-3 lead five plays later on a 23-yard touchdown pass from Shaw to Rory Anderson.

Worley completed 9 of his 20 passes in the first half for 99 yards. The two longest went to fellow true freshman DeAnthony Arnett, who caught passes of 26 and 25 yards in the first half.

Worley nearly connected deep with Da'Rick Rogers, but the sophomore couldn't quite catch a well-thrown pass inside the Gamecocks 10-yard line.

## >> SCORING SUMMARY

Team	Qtr	Time	Scoring Play	Conversion	Plays	TOP	Score
UT	1st	11:03	Michael Palardy 22-yard field goal		7-14	2:20	0-3
SC	2nd	07:43	Anderson pass from Shaw	Wooten, J. kick	5-44	1:53	7-3
SC	3rd	00:47	Shaw, C. 5-yard run	Wooten, J. kick	20-98	11:35	14-3

## Stat Leaders

### >> TENNESSEE

Rushing	Att	Yds	TD	Long	Avg.
Poole	18	38	0	9	2.1
Simms	1	3	0	3	3.0
Worley	2	-6	0	0	-3.0
<b>Totals</b>	<b>21</b>	<b>35</b>	<b>0</b>	<b>9</b>	<b>1.7</b>

Passing	C-A-I	Yds	TD	Long	Sack
Worley	10-26-2	105	0	26	1
Simms	5-12-0	46	0	14	0
<b>Totals</b>	<b>15-38-2</b>	<b>151</b>	<b>0</b>	<b>26</b>	<b>1</b>

Receiving	No.	Yds	TD	Long
D. Rogers	4	35	0	12
Arnett	3	59	0	26
Z. Rogers	2	24	0	14
Rivera	2	15	0	10
Neal	2	10	0	6
Lane	1	6	0	6
Poole	1	2	0	2
<b>Totals</b>	<b>15</b>	<b>151</b>	<b>0</b>	<b>26</b>

### >> SOUTH CAROLINA

Rushing	Att	Yds	TD	Long	Avg.
Wilds	28	137	0	24	4.9
Shaw	16	64	1	18	4.0
Miles	7	15	0	7	2.1
Byrd	2	15	0	12	7.5
<b>Totals</b>	<b>53</b>	<b>231</b>	<b>1</b>	<b>24</b>	<b>4.4</b>

Passing	C-A-I	Yds	TD	Long	Sack
Shaw	10-18-1	87	1	23	3

Receiving	No.	Yds	TD	Long
Wilds	3	31	0	13
Jeffery	3	17	0	8
Anderson	1	23	1	23
Cunningham	1	6	0	6
Moore	1	5	0	5
Jones	1	5	0	5
<b>Totals</b>	<b>10</b>	<b>87</b>	<b>1</b>	<b>23</b>



## Game 9

<b>MTSU</b>	0	0	0	0	-	0
<b>TENNESSEE</b>	14	10	0	0	-	24

Nov. 5 | Neyland Stadium | Knoxville, Tenn. | 7:08 p.m. | Attendance: 88,211



## Breakdown

	MTSU	UT
<b>FIRST DOWNS</b>	<b>20</b>	<b>10</b>
Rushing	15	4
Passing	4	6
Penalty	1	0
<b>NET YARDS RUSHING</b>	<b>231</b>	<b>35</b>
Rushing Attempts	53	21
Average Per Rush	4.4	1.7
Rushing Touchdowns	1	0
Yards Gained Rushing	249	46
Yards Lost Rushing	18	11
<b>NET YARDS PASSING</b>	<b>87</b>	<b>151</b>
Completions-Attempts-Int	10-18-1	15-38-2
Average Per Attempt	4.8	4.0
Average Per Completion	8.7	10.1
Passing Touchdowns	1	0
<b>TOTAL OFFENSE YARDS</b>	<b>318</b>	<b>186</b>
Total offense plays	71	59
Average Gain Per Play	4.5	3.2
<b>Fumbles: Number-Lost</b>	<b>2-2</b>	<b>0-0</b>
<b>Penalties: Number-Yards</b>	<b>4-35</b>	<b>7-43</b>
<b>PUNTS-YARDS</b>	<b>5-169</b>	<b>5-180</b>
Average Yards Per Punt	33.8	36.0
Net Yards Per Punt	33.8	35.4
Inside 20	2	3
50+ Yards	1	0
Touchbacks	0	0
Fair catch	2	4
<b>KICKOFFS-YARDS</b>	<b>3-189</b>	<b>1-70</b>
Average Yards Per Kickoff	63.0	70.0
Net Yards Per Kickoff	33.7	47.0
Touchbacks	0	0
<b>Punt returns: Number-Yards-TD</b>	<b>1-3-0</b>	<b>0-0-0</b>
Average Per Return	3.0	0.0
<b>Kickoff returns: Number-Yds-TD</b>	<b>1-23-0</b>	<b>3-88-0</b>
Average Per Return	23.0	29.3
<b>Interceptions: Number-Yds-TD</b>	<b>2-0-0</b>	<b>1-54-0</b>
<b>Fumble Returns: Number-Yds-TD</b>	<b>0-0-0</b>	<b>0-0-0</b>
<b>Miscellaneous Yards</b>	<b>0</b>	<b>0</b>
<b>Possession Time</b>	<b>36:18</b>	<b>23:42</b>
1st Quarter	3:45	11:15
2nd Quarter	8:26	6:34
3rd Quarter	13:27	1:33
4th Quarter	10:40	4:20
<b>Third-Down Conversions</b>	<b>10 of 18</b>	<b>2 of 14</b>
<b>Fourth-Down Conversions</b>	<b>1 of 1</b>	<b>3 of 5</b>
<b>Red-Zone Scores-Chances</b>	<b>1-2</b>	<b>1-2</b>
Touchdowns	1-2	0-2
Field goals	0-2	1-2
<b>Sacks By: Number-Yards</b>	<b>1-6</b>	<b>3-13</b>
<b>PAT Kicks</b>	<b>2-2</b>	<b>0-0</b>
<b>Field Goals</b>	<b>0-0</b>	<b>1-2</b>

## THE WRAPUP

### For the Record

- Tennessee Captains: Malik Jackson, Ja'Wuan James, Prentiss Waggner.
- Legends of the Game: Jeff Smith (1992-95) and Richard Pickens (1966-68).
- The Vols moved to 2-0 in the all-time series vs. Middle Tennessee, and picked up its seventh consecutive win in the month of November.
- The Vols are 68-17-3 all-time in homecoming games, including wins in the last three games and eight of the last nine since 2003.

### Game Notes

- After a 10-quarter drought, UT hit paydirt for the first time since the second quarter of the LSU game. The Vols capitalized on an Austin Johnson interception with a one-yard Tauren Poole plunge in the first quarter vs. Middle Tennessee.
- Tennessee broke a streak of 17 quarters with no touchdown passes thrown when Justin Worley hit Da'Rick Rogers on a 47-yard strike in the first quarter.
- The Vols also broke a streak of 128 passing attempts without a touchdown pass this season on that play, dating back to the third quarter of UT's win over Buffalo.
- Tennessee's third touchdown scoring drive of the game featured season bests for plays (15) and time (7:52).
- Derrick Brodus, a redshirt freshman from Maryville, who played high school football at Alcoa, became the 19th Vol rookie to play this season when he booted the opening kickoff.
- Brodus also handled PAT chores against Middle Tennessee, drilling three in the first half and adding a field goal to close out the first half.

## Vols Shut Out MTSU on Homecoming, 24-0

KNOXVILLE -- Heading into Saturday's homecoming game against Middle Tennessee State, Tennessee hadn't made a visit to the end zone -- checkerboard or otherwise -- in more than two games.

The Vols snapped a 10-quarter touchdown drought on their second possession and kept on scoring, defeating the Blue Raiders 24-0 Saturday night in Neyland Stadium.

The Vols (4-5) scored all 24 of their points in the first half, and could have added more had they converted a pair of fourth-down tries deep in MTSU territory in the second half.

"It's good to get a win. It's been a long time," said UT coach Derek Dooley, whose team snapped a four-game losing streak. "Really proud of how the team came out in the first half. The second half, we just tried to shrink the game and wanted to try to run the ball a little bit better. We did what we needed to do to win the game, and that's what matters."

The started scoring early on Saturday night. Austin Johnson intercepted Logan Kilgore's third pass of the game on the Blue Raiders' second possession and returned it to the MTSU 7. Three plays later, Tauren Poole scored his first touchdown -- and the Vols' -- since UT's loss to top-ranked LSU on Oct. 15.

The points piled up quickly the rest of the half. Da'Rick Rogers, who finished with 137 yards receiving on nine catches, scored on a 47-yard touchdown pass which ended an 89-yard drive and gave UT a 14-0 lead with 2:24 left in the first quarter.

The Vols' next score came on another lengthy drive, which lasted nearly 8 minutes and covered 86 yards in 15 plays. Poole's 7-yard run gave UT a 21-0 lead midway through the quarter, and gave the senior his first multi-touchdown game of 2011 and the fourth of his career.

Tennessee added one more score just before halftime, again helped by another turnover.

Eric Gordon picked off Jeff Murphy's pass with less than a minute before halftime, and quarterback Justin Worley guided the Vols 38 yards to the MTSU 3-yard line in just 37 seconds.

Derrick Brodus, who subbed for an injured Michael Palardy on kickoffs and place kicks, connected on a 21-yard field goal as time expired to give Tennessee a 24-0 lead at halftime.

After backup kicker Chip Rhome injured his leg in warmups, Brodus was rushed to the stadium less than an hour before kickoff. He connected on all three of his extra point tries in addition to the field goal.

That wasn't the only unexpected sight on Saturday, either. Dooley gave walk-on running back Jaron Toney 19 carries, which went for a team-best 52 yards. Poole finished with 13 yards on 11 carries.

After making his first start a week ago in the Vols' loss to South Carolina, true freshman Justin Worley completed 23 of his 32 passes for 291 yards, 202 of which came in the first half, and his first career touchdown.

Tennessee's made sure MTSU didn't score at all, and limited the Blue Raiders (2-6) to just 230 yards of total offense. The shutout is Tennessee's first since a 50-0 victory over UT-Martin in last year's season opener.

After a tough October, though, Dooley was glad to see his team come away smiling after a victory.

"Man, it feels good. When you lose and keep losing, it just pulls on your spirit," Dooley said. "You start questioning everything. You start doubting everything. Nothing heals like a good win. I'm proud of the team."

## >> SCORING SUMMARY

Team	Qtr	Time	Scoring Play	Conversion	Plays	TOP	Score
UT	1st	09:05	Poole, T. 1-yard run	Brodus, D. kick	3-7	1:17	7-0
UT	1st	02:24	Rogers, D. 47-yard pass from Worley	Brodus, D. kick	7-89	3:34	14-0
UT	2nd	07:39	Poole, T. 7-yard run	Brodus, D. kick	15-86	07:52	21-0
UT	2nd	00:00	Derrick Brodus 21-yard field goal		6-38	0:40	24-0

## Stat Leaders

### >> TENNESSEE

Rushing	Att	Yds	TD	Long	Avg.
Toney	19	52	0	8	2.7
Lane	9	37	0	8	4.1
Neal	3	22	0	17	7.3
Poole	11	13	2	7	1.2
Young	1	3	0	3	3.0
Worley	2	-7	0	0	-3.5
<b>Totals</b>	<b>45</b>	<b>120</b>	<b>2</b>	<b>17</b>	<b>2.7</b>

Passing	C-A-I	Yds	TD	Long	Sack
Worley	23-32-0	291	1	47	1

Receiving	No.	Yds	TD	Long
D. Rogers	9	137	1	47
Arnett	3	47	0	35
Rivera	3	32	0	15
Poole	3	28	0	19
Neal	1	18	0	18
Z. Rogers	1	13	0	13
Bartholomew	1	10	0	10
Clear	1	4	0	4
Young	1	2	0	2
<b>Totals</b>	<b>23</b>	<b>291</b>	<b>1</b>	<b>47</b>

### >> MTSU

Rushing	Att	Yds	TD	Long	Avg.
Pratcher	12	37	0	11	3.1
Whatley	5	36	0	12	7.2
Murphy	2	14	0	12	7.0
Kilgore	1	7	0	7	7.0
Griswold	1	3	0	3	3.0
<b>Totals</b>	<b>21</b>	<b>97</b>	<b>0</b>	<b>12</b>	<b>4.6</b>

Passing	C-A-I	Yds	TD	Long	Sack
Murphy	14-21-1	108	0	19	0
Kilgore	4-10-1	25	0	16	0
<b>Totals</b>	<b>18-31-2</b>	<b>133</b>	<b>0</b>	<b>19</b>	<b>0</b>

Receiving	No.	Yds	TD	Long
Jefferson	4	28	0	16
McDonald	3	23	0	19
Beyah	3	23	0	16
Mason	3	23	0	15
Griswold	1	10	0	10
Blissard	1	9	0	9
Pratcher	1	8	0	8
Amos	1	5	0	5
Whatley	1	4	0	4
<b>Totals</b>	<b>18</b>	<b>133</b>	<b>0</b>	<b>19</b>

## Game 10

**TENNESSEE 0 7 0 0 - 7**  
**#8 ARKANSAS 14 7 14 14 - 49**

Nov. 12 | DWR Razorback Stadium | Fayetteville, Ark. | 5:09 p.m. | Attendance: 72,103



## Breakdown

	UT	ARK
<b>FIRST DOWNS</b>	<b>16</b>	<b>21</b>
Rushing	6	10
Passing	9	10
Penalty	1	1
<b>NET YARDS RUSHING</b>	<b>138</b>	<b>254</b>
Rushing Attempts	42	30
Average Per Rush	3.3	8.5
Rushing Touchdowns	1	3
Yards Gained Rushing	156	263
Yards Lost Rushing	18	9
<b>NET YARDS PASSING</b>	<b>238</b>	<b>245</b>
Completions-Attempts-Int	18-35-1	17-27-1
Average Per Attempt	6.8	9.1
Average Per Completion	13.2	14.4
Passing Touchdowns	0	3
<b>TOTAL OFFENSE YARDS</b>	<b>376</b>	<b>499</b>
Total offense plays	77	57
Average Gain Per Play	4.9	8.8
<b>Fumbles: Number-Lost</b>	<b>1-0</b>	<b>2-1</b>
<b>Penalties: Number-Yards</b>	<b>5-36</b>	<b>7-58</b>
<b>PUNTS-YARDS</b>	<b>8-272</b>	<b>3-148</b>
Average Yards Per Punt	34.0	49.3
Net Yards Per Punt	26.5	49.3
Inside 20	0	2
50+ Yards	1	2
Touchbacks	0	0
Fair catch	3	1
<b>KICKOFFS-YARDS</b>	<b>2-114</b>	<b>8-532</b>
Average Yards Per Kickoff	57.0	66.5
Net Yards Per Kickoff	42.5	48.8
Touchbacks	1	4
<b>Punt returns: Number-Yards-TD</b>	<b>0-0-0</b>	<b>1-60-1</b>
Average Per Return	0.0	60.0
<b>Kickoff returns: Number-Yards-TD</b>	<b>4-62-0</b>	<b>1-9-0</b>
Average Per Return	15.5	9.0
<b>Interceptions: Number-Yards-TD</b>	<b>1--2-0</b>	<b>1-7-0</b>
<b>Fumble Returns: Number-Yards-TD</b>	<b>0-0-0</b>	<b>0-0-0</b>
<b>Miscellaneous Yards</b>	<b>0</b>	<b>0</b>
<b>Possession Time</b>	<b>37:06</b>	<b>22:54</b>
1st Quarter	9:40	5:20
2nd Quarter	10:44	4:16
3rd Quarter	7:42	7:18
4th Quarter	9:00	6:00
<b>Third-Down Conversions</b>	<b>4 of 18</b>	<b>5 of 9</b>
<b>Fourth-Down Conversions</b>	<b>1 of 4</b>	<b>0 of 0</b>
<b>Red-Zone Scores-Chances</b>	<b>1-2</b>	<b>3-3</b>
Touchdowns	1-2	3-3
Field goals	0-2	0-3
<b>Sacks By: Number-Yards</b>	<b>1-3</b>	<b>1-11</b>
<b>PAT Kicks</b>	<b>1-1</b>	<b>7-7</b>
<b>Field Goals</b>	<b>0-0</b>	<b>0-1</b>

## THE WRAPUP

### For the Record

- Tennessee Captains: Mychal Rivera, Anthony Anderson and Austin Johnson.
- Tennessee is now 13-4 all-time against Arkansas, including a 2-3 mark in Fayetteville and a 5-3 record in the Natural State.
- Tennessee won the coin toss and elected to receive for the first time this season. The Vols are now 5-5 in pre-game coin flips this season.
- Tennessee's all-time record is now 793-346-53 (.688).

### Game Notes

- With five catches, sophomore WR Da'Rick Rogers increased his season reception total to 55, moving him into a tie with former teammate Gerald Jones (2010) for 14th all-time on the Tennessee single-season receptions list.
- With his fifth career 100-yard game, he also upped his receiving yards total to 886 on the year, placing him 11th on the UT single-season chart.
- Tennessee's first half time of possession of 20:24 was its most in a half this season, besting the first half against Montana when it had the ball for 20:15.
- It was also the highest TOP since it had the ball for 20:53 in the second half against Alabama on Oct. 24, 2009.
- The first half TOP also marked the third consecutive half that the Vols have had the ball for 19 minutes or more. Against MTSU, UT had the ball for 19:33 in the first half and 19:41 in the second.
- Senior Austin Johnson picked off a first-quarter pass from Tyler Wilson for his third interception of the season, all in the last four games.

## Vols Fall to No. 8 Arkansas, 49-7

FAYETTEVILLE, Ark. -- Tennessee's SEC struggles continued against No. 8 Arkansas on Saturday night.

The Razorbacks leveraged big plays to take a commanding 28-point third-quarter lead and ran away with a 49-7 victory at Donald W. Reynolds Razorback Stadium.

Wide receiver Joe Adams and running back Dennis Johnson did most of the damage for Arkansas.

Adams came through with the night's signature play in the second quarter -- and one perhaps emblematic of what went wrong in Tennessee's third game against a top 10 from the SEC West this season.

Leading 7-0, Adams fielded a low punt from Matt Darr, backtracked nearly 15 yards, broke six tackles and outran the rest of UT's coverage team down the right sideline for a 60-yard touchdown.

It was Adams' third punt return touchdown this season, and the Hogs' FBS-best fifth special teams touchdown.

For Tennessee, though, it was another instance of missed tackles and a missed opportunity to either make or prevent a big play.

Arkansas struck again on a 71-yard run by Dennis Johnson, who broke through the middle of the field and ran untouched the final 40 yards to give the Razorbacks a 21-0 lead with 11:25 left in the second quarter.

The Vols, who fell to 0-6 in SEC play for the first time in school history and 4-6 overall, answered with their best possession of the game. Neal caught a 50-yard pass from Justin Worley to set up an 11-yard touchdown run that made the score 21-7.

After stopping Arkansas on its next possession, Tennessee drove 72 yards to the Arkansas 5-yard line. But facing pressure on third down, Worley looked to the end zone -- only to find safety Tramain Thomas in his way.

The Hogs scored on their second possession of the second half, taking a 28-7 lead on a 15-yard run by Johnson, who finished with a game-high 97 yards on just 11 carries.

The real dagger came after the Vols' next drive stalled near midfield, and Worley threw incomplete for Arnett on fourth-and-1 from the UT 40-yard line.

Arkansas quarterback Tyler Wilson hit Adams with a 40-yard strike for a touchdown on the very next play, and Tennessee never threatened after that.

The Razorbacks outscored Tennessee 28-0 after halftime, extending UT's uncanny second-half struggles in SEC play.

For the season, Tennessee has been outscored 118-22 in the final 30 minutes against conference opponents. Three of those teams have been ranked in the top 10, and all but one (Georgia) was ranked at the time they played the Vols.

It's been a difficult stretch for the Vols, who have lost five of their last six after starting the season 3-1.

One more loss, and the Vols will miss a bowl game for the first time since 2008.

"This is the season for us," said senior linebacker Austin Johnson. "We've got our backs against the wall. We've got homefield advantage (against Vanderbilt), and I know our fans are going to come out and support us."

## >> SCORING SUMMARY

Team	Qtr	Time	Scoring Play	Conversion	Plays	TOP	Score
AR	1st	03:39	Wright 7 yd pass from Wilson	Hocker kick	13-75	5:10	0-7
AR	1st	00:17	Adams 60 yd punt return	Hocker kick			0-14
AR	2nd	11:25	Johnson 71 yd run	Hocker kick	2-71	0:20	0-21
UT	2nd	09:26	Neal 11 yd run	Palardy kick	5-77	1:59	7-21
AR	3rd	07:07	Johnson 15 yd run	Hocker kick	5-52	1:51	7-28
AR	3rd	04:17	Adams 40 yd pass from Wilson	Hocker kick	1-40	0:08	7-35
AR	4th	10:58	Green 10 yd pass from Wilson	Hocker kick	3-53	1:01	7-42
AR	4th	06:37	Curtis 26 yd run	Hocker kick	5-74	2:41	7-49

## Stat Leaders

### >> TENNESSEE

Rushing	Att	Yds	TD	Long	Avg.
Lane	9	58	0	45	6.4
Poole	14	41	0	7	2.9
Neal	4	24	1	11	6.0
Toney	11	22	0	6	2.0
D. Rogers	1	3	0	3	3.0
Young	1	-1	0	0	-1.0
Worley	2	-9	0	2	-4.5
<b>Totals</b>	<b>42</b>	<b>138</b>	<b>1</b>	<b>45</b>	<b>3.3</b>

Passing	C-A-I	Yds	TD	Long	Sack
Worley	15-29-1	208	0	50	1
Simms	3-5-0	30	0	12	0
Palardy	0-1-0	0	0	0	0
<b>Totals</b>	<b>18-35-1</b>	<b>238</b>	<b>0</b>	<b>50</b>	<b>1</b>

Receiving	No.	Yds	TD	Long
D. Rogers	5	106	0	48
Neal	3	63	0	50
Lane	3	12	0	8
Z. Rogers	2	17	0	14
Poole	2	16	0	12
Dallas	1	9	0	9
Arnett	1	8	0	8
Rivera	1	7	0	7
<b>Totals</b>	<b>18</b>	<b>238</b>	<b>0</b>	<b>50</b>

### >> ARKANSAS

Rushing	Att	Yds	TD	Long	Avg.
Johnson	11	97	2	71	8.8
Curtis	6	59	1	26	9.8
Wingo Jr.	7	51	0	19	7.3
Green	3	44	0	40	14.7
Wilson	3	3	0	7	1.0
<b>Totals</b>	<b>30</b>	<b>254</b>	<b>3</b>	<b>71</b>	<b>8.5</b>

Passing	C-A-I	Yds	TD	Long	Sack
Wilson	16-26-1	224	3	40	1
Mitchell	1-1-0	21	0	21	0
<b>Totals</b>	<b>17-27-1</b>	<b>245</b>	<b>3</b>	<b>40</b>	<b>1</b>

Receiving	No.	Yds	TD	Long
Wright	5	94	1	40
Johnson	4	43	0	24
Adams	2	52	1	40
Gragg	2	17	0	9
Hamilton	2	8	0	4
Herdon	1	21	0	21
Green	1	10	1	10
<b>Totals</b>	<b>17</b>	<b>245</b>	<b>3</b>	<b>40</b>





## Tennessee Media Services

■ **Credential Requests:** To obtain season or single-game credentials, please apply online by visiting [secsportsmedia.com](http://secsportsmedia.com) and click on the Credentials link.

■ **Weekly Media Conferences:** Coach Derek Dooley's press conferences are held Mondays of game week, inside the Media Center in Neyland Stadium. The conferences start at noon Eastern time. Lunch is served as part of the media conferences. Player interviews, upon request, are held from 11:00 a.m. to Noon and 12:30 to 1, with Coach Dooley appearing from Noon to 12:30.

■ **Head Coach Media Teleconferences:** Coach Derek Dooley will be available to media representatives Wednesdays at 11:40 a.m. Eastern time on the SEC coaches weekly teleconference. Media representatives needing further information should contact the SEC Media Relations Office at (205) 458-3000.

### >> Neyland Game Day Information

■ Press Will Call is at Gate 21 on the northwest side beginning two hours before game time.

■ Pregame media meal is served on Press Box fifth level and in the Stokely Family Media Center at field level.

■ Press box media access is through Gate 15. Field access is through Gates 21A and 25.

■ Press parking is in parking garage G-10 at the southwest end of the stadium.

■ **Vol Walk:** 4:45 p.m. (starts at Torch Bearer Statue)

■ **Band March:** 5:20 p.m.

### >> Directions to Neyland Stadium

■ **From Airport:** Turn toward Knoxville onto Alcoa Hwy. (U.S. Hwy. 129 North). After crossing Tennessee River bridge, exit right and then turn left onto Neyland Drive.

■ **From I-40 East:** Follow I-40 to James White Parkway. Follow to Neyland Drive. (G-10 Garage can be entered off Neyland Drive.)

■ **From I-40 West:** Follow I-40 to James White Parkway. Follow to Neyland Drive.

■ **From I-75 South:** Follow I-75 to I-275. Follow I-275 to I-40. Take I-40 East to James White Parkway and follow to Neyland Drive. (G-10 Garage can be entered off Neyland Drive.)

■ **At Neyland Drive:** Follow to Thompson-Boling Arena. Turn onto Lake Loudoun Boulevard. Turn right at first light onto Phillip Fulmer Way. G-10 garage is on right after passing arena.

## MEDIA RELATIONS STAFF



**Jimmy Stanton**

Associate AD - Communications  
Office: (865) 974-4167  
Cell: (865) 306-2052  
E-mail: [jimmystanton@utk.edu](mailto:jimmystanton@utk.edu)  
Twitter: @jimmystanton



**Jason Yellin**

Assistant AD - Media Relations  
Office: (865) 974-9494  
Cell: (865) 314-0273  
E-mail: [jyellin@utk.edu](mailto:jyellin@utk.edu)  
Twitter: @jasonyellin



**Cameron Harris**

Asst. Director - Media Relations  
Office: (865) 974-8876  
Cell: (817) 408-7604  
E-mail: [charri48@utk.edu](mailto:charri48@utk.edu)  
Twitter: @CHarrisUT



**Andrew Lentz**

Graduate Assistant  
Office: (865) 974-2743  
Cell: (317) 403-0531  
E-mail: [alentz1@utk.edu](mailto:alentz1@utk.edu)  
Twitter: @LentzUT

**Associate ADs - Media Relations:** Bud Ford, Debby Jennings

**Associate SIDs:** John Painter, Tom Satkowiak, Eric Trainer

**Assistant SID:** Brian Davis

**Publications Coordinator:** Amanda Pruitt

**Graduate Assistants:** Mary-Carter Kniffen, Todd Mounce, Drew Rutherford, Megan Spedden

**Administrative Assistant:** Susie Treis

### ■ Tennessee Media Relations Dept.

Room 255, Stokely Athletics Center

**Phone:** (865) 974-1212 ■ **Fax:** (865) 974-1269

**Mailing Address:** P.O. Box 15016 Knoxville, TN 37901

**Shipping Address:** 1720 Volunteer Boulevard, Knoxville, TN 37996

## SEC Media Services

■ **Media Relations Staff:** For information on services provided by the SEC, call (205) 458-3000, or write to 2201 Richard Arrington Boulevard North, Birmingham, AL 35203.

### ■ Media Relations Office

**FB Contact:** Charles Bloom

**Office:** (205) 458-3000

**E-mail:** [cbloom@sec.org](mailto:cbloom@sec.org)

**Associate MRD:** Craig Pinkerton ([cpinkerton@sec.org](mailto:cpinkerton@sec.org))

**Associate MRD:** Tammy Wilson ([twilson@sec.org](mailto:twilson@sec.org))

**Associate MRD:** Chuck Dunlap ([cdunlap@sec.org](mailto:cdunlap@sec.org))

**Associate MRD:** Ayanna Wakefield ([awakefield@sec.org](mailto:awakefield@sec.org))

**Assistant MRD:** Sean Cartell ([scartell@sec.org](mailto:scartell@sec.org))

**Website:** [secsports.com](http://secsports.com)

**Overnight Address:** 2201 Richard Arrington Blvd North; Birmingham, AL 35203-1103



**Charles Bloom**

■ **Teleconference:** The 12 SEC head football coaches will be featured twice a week on a teleconference from 11 a.m.-1 p.m. (Eastern) during the 2011 league season. The teleconference will be held each Wednesday beginning Wed., Aug. 31 through Wed., Nov. 23. Media representatives should contact the SEC Media Relations Department (205) 458-3000 for the confidential phone number. Each coach will appear on the teleconference for seven minutes, according to the following schedule:

11:00 a.m. ET	Les Miles, LSU
11:10 a.m.	Steve Spurrier, South Carolina
11:20 a.m.	Will Muschamp, Florida
11:30 a.m.	James Franklin, Vanderbilt
<b>11:40 a.m.</b>	<b>Derek Dooley, Tennessee</b>
11:50 a.m.	Nick Saban, Alabama
12:00 a.m.	Bobby Petrino, Arkansas
12:10 a.m.	Houston Nutt, Mississippi
12:20 a.m.	Mark Richt, Georgia
12:30 p.m.	Dan Mullen, Mississippi State
12:40 p.m.	Gene Chizik, Auburn
12:50 p.m.	Joker Phillips, Kentucky

### >> 2011-12 SEC Bowl Schedule

Franklin Mortgage Music City Bowl	Dec. 30
AutoZone Liberty Bowl	Dec. 31
Gator Bowl	Jan. 2
Capital One Bowl	Jan. 2
Outback Bowl	Jan. 2
Allstate Sugar Bowl	Jan. 3
AT&T Cotton Bowl	Jan. 6
BBVA Compass Bowl	Jan. 7

## TENNESSEE FOOTBALL PRACTICE SCHEDULE FOR VANDERBILT WEEK

SUNDAY [13] No Open Practice	MONDAY [14] Media Luncheon: 11 a.m. Coach Dooley, Selected Players	TUESDAY [15] Practice: 9 a.m. Haslam Field Coach Dooley, Selected Players	WEDNESDAY [16] Practice: 9 a.m. Haslam Field Coach Dooley, Asst. Coaches	THURSDAY [17] Practice: 9 a.m. Haslam Field No Availability	FRIDAY [18] No Open Practice	SATURDAY [19] Tennessee vs. Vanderbilt: 7 p.m. ET (ESPN) Neyland Stadium
------------------------------------	---	--	---	---	------------------------------------	--

**collegepressbox.com** features media information, news and information links and weekly and archived game notes, rosters, depth charts, statistics and game books, as well as pregame quotes. The service also has special sections devoted to bowls, awards, national signing day and spring football, and the NFL Draft. To access the site, log in with: **username: secmedia | password: birmingham**