

M

@MIZZOUBASEBALL // @BIESERSR // #C2E

WEEK
12

- Nashville, Tenn.
- 6:30 p.m. // 2 p.m. // 1 p.m.
- Hawkins Field (3,700)

MIZZOU

28-18

8-13

L5: 14 L10: 2-8 CBN: NR CP: NR

Head Coach: Steve Bieser - 166-115 (5th)/28-18 (1st)



VS



27-17

10-10

L5: 3-2 L10: 6-4 BA: NR CP: RV

Head Coach: Tim Corbin - 743-445 (20th)/637-307 (15th)

WardyBoys

WEEK SCHEDULE...

Date	Time (CT)	Opponent	Coverage
Tuesday	6:00 p.m.	Murray State	WV, 11-0
Friday	6:30 p.m.	at Vanderbilt	SEC Network+, KTGR
Saturday	2:00 p.m.	at Vanderbilt	SEC Network+, KTGR
Sunday	1:00 p.m.	at Vanderbilt	SEC Network+, KTGR

MIZZOU LOOKS FOR FIRST WIN OVER VANDERBILT...

- Mizzou Baseball, fresh off of an 11-0 win over Murray State Tuesday, heads to Vanderbilt this weekend for a pivotal SEC East showdown at Hawkins Field. Game one of the three-game series will be at 6:30 p.m. Friday night with junior RHP **Cole Bartlett** on the mound for Mizzou. The Tigers and Commodores resume the series Tuesday at 2 p.m. in an intriguing pitching match-up that features two of the top collegiate arms in this year's MLB Draft class: Mizzou junior RHP **Tanner Houck** and Vanderbilt junior **Kyle Wright**. The Sunday finale is scheduled for 1 p.m. with RHP **Bryce Montes De Oca** getting the ball for Mizzou. All three games will air live on SEC Network+ while Tex Little and Matt Michaels have the call on KTGR in the Mid-Missouri area.
- Mizzou head coach **Steve Bieser** won his 28th game of his initial season as bench boss of the Tigers. That ties him for the most wins ever by a Mizzou first-year baseball coach with legendary skipper Gene McArtor, who had 28 in his first year (1974). Only five of the current SEC Baseball coaches won more than 28 games in their initial seasons with their programs. Keep in mind the list does not include current first-year coaches Nick Mingione at Kentucky (31 wins this year) and Andy Cannizaro at Mississippi State (30 wins) as they, like Bieser, are not through their first full year. Below is the breakdown:

Year	Coach	School	Wins
2007	Paul Mainieri	LSU	49
2013	Chad Holbrook	South Carolina	44
2001	Mike Bianco	Ole Miss	39
2003	Dave Van Horn	Arkansas	35
2008	Kevin O'Sullivan	Florida	34

Bryce Montes De Oca Junior // RHP

- Reset career-highs in IP (6.2), strikeouts (nine) and fewest hits allowed (two) and fewest runs allowed (one) in his last start against a red-hot Texas A&M team Sunday. Now limiting batters to a team-best .172 average this season, allowing just 25 hits in 44.1 innings. He's also surrendered a team-low six extra-base hits on the season.

ON THE AIR

SEC NETWORK+
PBP: Kevin Ingram **COLOR:** Andrew Harris



TIGER RADIO NETWORK
PBP: Tex Little **COLOR:** Matt Michaels
KTGR - 100.5/105.1 FM // 1580 AM



FRI.	SAT.	SUN.
52°/45° Precip: 90%	69°/46° Precip: 90%	70°/47° Precip: 10%

PITCHING MATCHUP

Friday

RHP Cole Bartlett (5-1, 2.84 ERA) vs. RHP Patrick Raby (7-3, 2.25 ERA)

Saturday

RHP Tanner Houck (3-7, 3.19 ERA) vs. RHP Kyle Wright (2-5, 3.66 ERA)

Sunday

RHP Bryce Montes De Oca (3-4, 3.25 ERA) vs. RHP Chandler Day (7-1, 3.33 ERA)



- Saturday's pitching matchup between Mizzou ace RHP **Tanner Houck** and Vanderbilt's Kyle Wright is one of the nation's premier pitching matchups this weekend and all season. Both are projected first-rounders in this summer's draft as scouts and cross-checkers from across Major League Baseball should be in attendance. Saturday's matchup between the pitchers will not be the first head-to-head meeting for the two as they squared off in last year's Saturday game when the two teams met at Taylor Stadium. Houck earned National Player of the Week and SEC Pitcher of the Week honors after that start a year ago, despite Mizzou losing the game 2-0 in 11 innings. Houck went 9.0 innings, allowing just two hits and two walks with a career-high 14 Ks. He earned a 95 in game score. To put that mark into perspective there were only nine games in Major League Baseball with higher than a 95 last season (three by former Mizzou pitcher Max Scherzer).

- Houck allowed just two fly balls over the entire nine innings that he pitched that Saturday and only one of those fly balls left the infield (the other was a pop-up to shallow second base). In all, just one ball hit by Vanderbilt in the air or on the ground reached the outfield safely. He retired the first 12 Vanderbilt batters he faced before a leadoff walk in the fifth and did not allow a fly ball until a shallow bloop to center field that was caught for out No. 2 in the sixth inning. In all, he had 14 strikeouts, 10 groundouts, two pop outs and another out on the base paths for the 27 outs.
- Wright was lights out in that game as well, going 6.0 shutout innings, allowing just three hits and four walks with 10 strikeouts. Mizzou had him on the ropes in the first inning, stranding five runners in the first three innings, including the bases loaded in the second.

#COMMITTOEXCELLENCE



@MIZZOUBASEBALL



Table with columns: Date, Opponent, Location, Network, Score, Record, Notes. Rows include games from Feb 17-19 to May 18-20.

SERIES HISTORY...

- It is no secret that Mizzou has struggled against the Commodores since joining the SEC in 2013. Mizzou is 0-14 all-time against Tim Corbin's club, being swept in all four regular season series while losing twice in the SEC Tournament.





#36 COLE BARTLETT

Williamsburg, Ind. // Hagerstown HS
RS Junior // 6-2 // 189
R/R

- Everything he throws has sink and is down in the zone
- Ground ball guy that pitches to contact
- Developed a spiked curveball over the offseason that complements his FB
- Posted a pair of shutout appearances in relief against Alabama
- Turned in one of the best outings of his career Sunday vs. Florida, tossing 4.0 shutout relief innings, allowing just two hits and a walk with a pair of Ks
- Pitched 4.1 shutout innings in relief, allowing four hits while fanning three to earn the win over Georgia (4/7)
- Tossed 4.0 innings in relief against Kentucky in the series finale (4/16), his seventh outing of at least 4.0 IP
- Allowed just two runs on four hits while retiring four Kentucky batters on strikes
- Pitched his first career complete game in his first start of the season and just the fourth of his career in the series opener against Ole Miss (4/21)
- Allowed three runs, two earned, on 10 hits against three strikeouts and no walks in 9.0 innings of work for his fifth win of the season
- Tossed 4.1 innings in his last start vs. Texas A&M, taking the loss while allowing seven runs (four earned).

Date	w/l	ip	h	r	er	bb	so	2b	3b	hr	wp	bk	hbp	ibb	np
2/17 vs. EMU		2.1	2	1	1	1	3	0	0	0	0	1	0	0	35
2/18 vs. EMU	W	0.2	0	0	0	0	1	0	0	0	0	0	0	0	7
2/23 at TAMUCC	W	4.2	4	1	0	4	3	1	0	0	0	0	0	0	81
3/3 vs. UIC		2.1	0	0	0	0	4	0	0	0	0	0	0	0	28
3/5 vs. UIC		1.1	4	4	4	0	0	0	0	1	0	0	0	0	23
3/8 vs. WCU		5.1	5	3	2	2	1	2	0	1	1	1	0	0	77
3/15 Chicago St.		4.0	4	2	2	0	2	0	0	1	0	0	0	0	51
3/18 at Alabama		2.0	3	0	0	0	0	0	0	0	0	0	0	0	23
3/19 at Alabama	W	2.2	1	0	0	2	3	1	0	0	0	0	1	0	43
3/26 vs. Arkansas		6.0	8	6	1	0	5	1	0	2	0	0	0	0	90
4/2 Florida		4.0	2	0	0	1	2	1	0	0	0	0	1	0	43
4/7 at Georgia	W	4.1	4	0	0	2	3	0	0	0	0	0	0	0	86
4/16 vs. Kentucky		4.0	4	2	2	1	4	0	0	1	0	0	2	0	64
4/21 at Ole Miss	W	9.0	10	3	2	0	3	0	0	0	0	0	0	0	100
4/28 vs. Texas A&M	L	4.1	8	7	4	2	6	0	1	0	0	0	1	0	98

BARTLETT'S CAREER STATISTICS

Year	ERA	W	L	App	GS	CG	SHO	CBO	SV	IP	H	R	ER	BB	SO	2B	3B	HR	BF	B/Avg	WP	HBP	BK	SFA	SHA
2014	10.80	0	0	2	0	0	0	0	0	1.2	3	2	2	2	0	1	0	0	7	.429	0	0	0	0	0
2016	3.90	3	5	31	3	0	0	0	3	55.1	74	30	24	11	26	8	1	4	250	.329	5	5	0	4	5
2017	2.84	5	1	15	2	1	0	0	0	57.0	59	29	18	15	40	6	1	3	243	.274	3	5	2	3	5
Total	3.47	8	6	48	5	1	0	3	0	114.0	136	61	44	28	66	15	2	7	500	.302	8	10	2	7	10

SCOUTING REPORT

90-92
2-SEAM

Fastball

78-81
MPH

Curveball

82-83
MPH

Change-Up

- Will sit 90-92 MPH and pitches to contact
- Developed a spiked curveball over the offseason that complements his FB
- Everything he throws has sink - should get plenty of ground ball outs
- Fastball has the most sink as batters will continually pound it into the ground
- Bulldog competitor who goes after hitters - coaching staff has incredible trust in him and praises his mentality on the mound
- Breaking ball can be an out pitch and it is effective when it is down in the zone.
- Recovered from Tommy John surgery during his sophomore season
- Has been a Swiss Army Knife for Mizzou's coaching staff during his career, starting, closing, pitching middle relief and filling any role that he can.
- Has the ability to go deep into the ball game and keep his pitch count down - not afraid to pitch and let his defense do the work.

#11 TANNER HOUCK

Collinsville, Ill. // Collinsville HS
 Junior // 6-5 // 218
 R/R



- ▼ Tossed 8.0 innings, allowing three runs on five hits while retiring seven batters on strikes and limiting the opposition to a .172 average in game two at Ole Miss (4/22)
- ▼ Held Texas A&M to one run through six innings of work before getting tagged with three more runs against five strikeouts in game two of the series (4/28)
- ▼ Pitched through 7.0 innings for the 22nd time in 41 career starts
- ▼ Paces Mizou in innings pitched (73.1) and strikeouts (72), while sitting tied for

- second and in seventh in the SEC, respectively
- ▼ Tossed 8.0 IP with six hits, two ERs, two walks and seven Ks vs. Kentucky.
- ▼ Allowed three runs in eight innings of work in the series opener against Georgia (4/6) with five strikeouts
- ▼ Pitched more than 8.0 innings for the second time this season
- ▼ Went 7.0 IP with eight hits, four runs (three earned) with one walk and eight Ks last time out vs. Florida in a loss.
- ▼ Tied his season-high for strikeouts with nine against three walks for his third win of the season at Alabama
- ▼ Had a 22.1 shutout inning streak ended in his outing against Arkansas (3/24) when he was tagged with five runs (three earned) over 3.2 inning pitched in a loss
- ▼ Projected first round pick in this summer's MLB Draft
- ▼ Preseason All-SEC, Preseason First Team All-American, Unanimous Freshman All-American
- ▼ Golden Spikes Award Watch List during all three seasons at Mizou
- ▼ Has pitched with Team USA's Collegiate National Team in each of last two seasons

Date	w/l	ip	h	r	er	bb	so	2b	3b	hr	wp	bk	hbp	ibb	np
2/17 vs. E. Michigan	L	5.2	8	5	4	2	9	1	0	0	0	0	0	0	97
2/23 at TAMUCC		4.1	6	5	4	3	5	2	0	0	1	0	0	0	93
3/3 vs. UIC	W	6.0	4	1	0	0	7	1	0	0	0	0	1	0	90
3/10 vs. App St.	W	8.2	4	0	0	2	7	1	0	0	1	0	1	0	124
3/17 at Alabama	W	7.0	1	0	0	3	9	1	0	0	0	0	1	0	105
3/24 vs. Arkansas	L	3.2	5	5	3	1	3	1	0	0	0	0	1	0	74
3/31 vs. Florida	L	7.0	8	4	3	1	8	1	0	1	0	0	2	0	117
4/6 at Georgia	L	8.0	6	3	3	1	5	1	1	1	2	0	1	0	98
4/14 vs. Kentucky	L	8.0	6	5	2	2	7	1	0	1	0	1	3	0	110
4/22 at Ole Miss	L	8.0	5	3	3	3	7	1	0	0	0	0	2	0	111
4/28 vs. Texas A&M	L	7.0	9	4	4	1	5	3	0	0	0	0	0	0	106

HOUCK'S CAREER STATISTICS

Year	ERA	W	L	App	GS	CG	SHO	CBO	SV	IP	H	R	ER	BB	SO	2B	3B	HR	BF	B/Avg	WP	HBP	BK	SFA	SHA
2015	3.49	8	5	15	15	1	0	0	0	100.2	88	40	39	12	91	13	6	8	406	.233	2	7	1	2	6
2016	2.99	5	6	15	15	3	2	0	0	105.1	82	46	35	27	106	18	2	6	434	.209	7	8	0	3	3
2017	3.19	3	7	11	11	2	0	0	0	73.1	62	35	26	19	72	14	1	3	314	.223	4	12	1	3	2
Total	3.22	16	18	41	41	6	2	0	0	279.1	232	121	100	58	269	45	9	17	1154	.221	13	27	2	8	11

SCOUTING REPORT

91-96
2-SEAM

Fastball

81-83
MPH

Slider

80-82
MPH

Change-Up

78-81
MPH

Curveball

"Mizzou baseball might have the best amateur player alive in pitcher Tanner Houck"

- St. Louis Post-Dispatch Columnist Ben Hochman

- ▼ Two-Seam Fastball - 93-97 MPH
- ▼ Slider - 81-83 MPH
- ▼ Change-Up - Low 80s
- ▼ Developing a curveball
- ▼ Drafted in the 12th round by the Blue Jays coming out of high school
- ▼ Whippy, 3/4 arm slot makes his delivery tough on righties and lefties as he had plenty of deception when he comes to the plate ... Is extremely loose physically on the mound.
- ▼ Two-seamer is devastating pitch, tailing down and in under the hands on righties while tailing down and away to lefties ... Will throw his two-seam in any count ... batters will swing and miss or pound into the ground if they make contact.
- ▼ Slider can be a total wipeout pitch when he is on ... Heavy 2-to-8 break on the slider can make it a swing-and-miss pitch to both righties and lefties ... If he is locating with slider, the fastball-slider combination can be enough to dominate.
- ▼ Durable arm who has pitched 100+ innings in each season of college baseball
- ▼ Is extremely confident on the mound - not afraid of any situation and thrives in big games.

#43 BRYCE MONTES DE OCA

Lawrence, Kan. // Lawrence HS
 Junior // 6-7 // 261
 R/R



Pitched a career-high 6.2 innings in the series finale against Texas A&M (4/30), limiting the Aggies to one run on one hit while fanning a career-high nine batters for the most strikeouts by a Mizzou pitcher in conference play this season


- ▶ Tossed 5.0 IP with four hits and three ERs and four Ks vs. UK
- ▶ Pitched a career-high 6.0 innings in the series finale against Georgia (4/8)
- ▶ Fanned six batters for the third time this season and allowed just one run on two hits to snag the win
- ▶ Earned his first ever SEC start Sunday vs. Florida and went a career-high 5.0 innings with three strikeouts and just three hits and two earned runs (both with two outs).
- ▶ Struck out his sole batter faced against Texas A&M CC (2/25)
- ▶ Earned his first start of the year against Eastern Illinois and tallied his first career win after
- ▶ Went 5.0 IP with just three hits and three strikeouts vs. EIU, allowing just one unearned run a passed ball. Threw a career-high 75 pitches in the outing.
- ▶ Went 5.0 innings and allowed just two hits while striking out a career-high six batters against CSU
- ▶ In his last start, went 4.0 innings, allowing four runs (two earned) with four strikeouts.
- ▶ Was shut down in 2016 due to an elbow injury.

Date	w/l	ip	h	r	er	bb	so	2b	3b	hr	wp	bk	hbp	ibb	np
2/18 vs. EMU		1.0	0	4	2	4	1	0	0	0	1	0	0	0	33
2/25 at TAMUCC		0.1	0	0	0	0	1	0	0	0	0	0	0	0	4
3/7 vs. EIU	W	5.0	3	1	0	2	3	0	0	0	0	0	3	0	75
3/15 vs. Chicago St.		5.0	2	1	0	4	6	1	0	0	0	0	0	0	90
3/21 vs. Little Rock	W	4.0	4	4	2	1	4	1	0	0	1	0	1	0	83
3/28 vs. SEMO		4.0	2	2	2	4	6	0	0	0	0	0	0	0	78
4/2 vs. Florida	L	5.0	3	2	2	2	3	1	0	1	0	0	0	0	74
4/8 at Georgia	W	6.0	2	1	1	4	6	0	0	0	2	0	1	0	98
4/16 vs. Kentucky	L	5.0	4	4	3	3	4	1	0	0	0	0	1	0	77
4/23 at Ole Miss	L	2.1	3	4	3	5	0	1	0	0	1	0	0	0	66
4/29 vs. Texas A&M	L	6.2	2	1	1	3	9	0	0	0	1	0	2	0	109

MONTES DE OCA'S CAREER STATISTICS

Year	ERA	W	L	App	GS	CG	SHO	CBO	SV	IP	H	R	ER	BB	SO	2B	3B	HR	BF	B/Avg	WP	HBP	BK	SFA	SHA
2015	6.75	0	0	7	0	0	0	0	0	8.0	3	8	6	9	10	1	0	0	42	.107	2	5	2	0	0
2016	0.00	0	0	1	0	0	0	0	0	0.1	0	0	0	0	1	0	0	0	1	.000	0	0	0	0	0
2017	3.25	3	4	11	9	0	0	0	0	44.1	25	24	16	32	43	5	0	1	191	.172	6	8	0	3	2
Total	3.76	3	4	19	9	0	0	0	0	52.2	28	32	22	41	54	6	0	1	234	.161	8	13	2	3	2

SCOUTING REPORT



- ▶ Four-Seam Fastball - 96-99 MPH - can touch 100 and has several times this season
- ▶ Curveball - Developing pitch - sits high 70s to upper 80s
- ▶ Change-Up - Mid 80s
- ▶ Big, physical, imposing pitching prospect who throws the ball harder than any other Mizzou pitcher in recent memory
- ▶ Can touch 100 MPH with ease as his 6-7, 261-pound frame makes him a projectable pitcher at the next level.
- ▶ Drafted in the 14th round by the White Sox out of high school and is likely a top-five round pick this summer
- ▶ Spent last year sitting out with an elbow injury, suffered opening weekend of play but pitched all summer in the Cape Cod League and in the fall.
- ▶ Has enormous hands - can hold close to five baseballs in a single hand at once
- ▶ Still developing his off-speed pitches
- ▶ Has as high a ceiling as any pitcher on Mizzou's staff

"For now, the Tigers hope the righthander can be nestled into the weekend rotation with improved stuff, but time will tell if he's truly turned the corner. If he has, the Tigers truly have a wild card entering the spring."

- D1Baseball.com's Kendall Rogers



#26 MICHAEL PLASMEYER

St. Louis, Mo. // DeSmet HS
Sophomore // 6-2 // 197

- ▶ If he is locating, he can pick his spots with the breaking ball and keep hitters off balance, breaking ball gets a lot of swing-and-misses
- ▶ Great poise and pin-point command
- ▶ Strike thrower who doesn't throw very hard, but can keep



- ▶ hitters off balance by varying speeds, helping him miss bats - Mixes speeds on each of his pitches and lives on the corners
- ▶ Worked an inning in relief against Texas A&M (4/28) and was tagged with three runs, two earned, on two hits and two strikeouts
- ▶ Entered in relief in game three against Ole Miss (4/23), allowing five runs on five hits while fanning two batters in 1.0 innings pitched. Pitched a shutout inning at MO State Tuesday
- ▶ Went 2.2 innings w/ our hits and two runs vs. UK
- ▶ Had a solid outing against Arkansas, going 5.0 innings with five strikeouts and just one walk - charged with just one run as he was a key in Mizzou's 7-2 Saturday win over the Hogs.
- ▶ Threw for 5.0 innings with three strikeouts while allowing three runs against Alabama (3/18)
- ▶ Snagged a quality start after throwing for 7.0 innings, allowing just one run off three hits while fanning a career-high nine batters against App State (3/11)

PLASMEYER'S CAREER STATISTICS

Year	ERA	W	L	App	GS	CG	SHO	CBO	SV	IP	H	R	ER	BB	SO	2B	3B	HR	BF	B/Avg	WP	HBP	BK	SFA	SHA
2016	5.12	4	7	13	11	0	0	0	0	58.0	79	42	33	9	42	9	2	3	257	.332	3	3	2	3	4
2017	4.82	4	1	13	9	0	0	0	0	46.2	50	29	25	9	47	7	0	7	202	.272	1	6	3	0	2
Total	4.99	8	8	26	20	0	0	0	0	104.2	129	71	58	18	89	16	2	10	459	.306	4	9	5	3	6



#17 T.J. SIKKEMA

DeWitt, Iowa // Central DeWitt HS
Freshman // 6-0 // 217
Pronounced: SICK-eh-muh

- ▶ Fastball is a hard and heavy 87-91 - uses it to set up offspeed stuff - can touch 90
- ▶ Incredible locator of pitches - Competes on the mound
- ▶ Coaching staff describes his stuff as 'electric'
- ▶ 3/4 arm slot delivery with a strong, built frame for a freshman -Commands the strike zone and works the corners w/ fastball.



- ▶ Slider has great depth and hard bite - change sits about 75 but comes at exact arm angle and release as fastball - deceptive
- ▶ Earned his second and third saves of the season in the series opener (3/17) and the series finale (3/19)
- ▶ Threw 5.2 shutout innings in relief against Florida (4/1) in game two of the series. Allowed two hits and one walk during his relief appearance
- ▶ Worked 4.0 innings in relief in two appearances against Georgia while retiring four batters on strikes
- ▶ Earned his team-leading sixth win of the season after pitching 6.1 innings in relief in game two against Kentucky (4/15)
- ▶ Pitched 3.1 shutout innings in relief in the rubber match at Ole Miss (4/23), allowing no hits while tallying four strikeouts
- ▶ Tossed 2.2 innings in relief, allowing four runs on three hits with two strikeouts against Texas A&M
- ▶ Third in the SEC in opposing batting average (.173) while leading all freshman in ERA (1.81)

SIKKEMA'S CAREER STATISTICS

Year	ERA	W	L	App	GS	CG	SHO	CBO	SV	IP	H	R	ER	BB	SO	2B	3B	HR	BF	B/Avg	WP	HBP	BK	SFA	SHA
2017	2.40	6	0	18	0	0	0	4	0	56.1	34	16	15	14	64	5	1	2	220	.173	0	5	0	1	3
Total	2.40	6	0	18	0	0	0	4	0	56.1	34	16	15	14	64	5	1	2	220	.173	0	5	0	1	3



#27 NOLAN GROMACKI

Smithville, Mo. // Smithville HS
Junior // 5-11 // 191
Pronounced: GROW-mack-ee

- ▶ Veteran righty who is a strike thrower and a great team guy
- ▶ Fastball has touched 90, change-up and curve have improved mightily over the last two seasons.
- ▶ SAAC co-president - highly involved in the school's MizzouMade program
- ▶ Selected to the SEC Community Service Team a year ago.



- ▶ Threw 1.0 innings vs. Chicago State, picking up a pair of Ks with a hit and an unearned run.
- ▶ Faced the minimum against Alabama (3/17) over two innings of work, retiring two batters on strikes
- ▶ Made two appearances vs. Arkansas, going 1.2 shutout innings with just one hit and four strikeouts.
- ▶ Pitched 1.1 relief innings against Florida (3/31) allowing no hits and walking one batter
- ▶ Tossed 0.2 shutout innings Tuesday vs. Murray State, picking up a pair of strikeouts.

GROMACKI'S CAREER STATISTICS

Year	ERA	W	L	App	GS	CG	SHO	CBO	SV	IP	H	R	ER	BB	SO	2B	3B	HR	BF	B/Avg	WP	HBP	BK	SFA	SHA
2015	9.00	0	0	1	0	0	0	0	0	1.0	2	1	1	0	0	1	0	0	6	.400	0	1	0	0	0
2016	6.75	0	0	15	0	0	0	0	0	12.0	16	9	9	3	13	3	0	1	55	.340	4	2	0	1	2
2017	4.70	0	1	17	0	0	0	0	1	15.1	12	10	8	7	21	4	1	3	68	.203	2	2	0	0	0
Total	5.72	0	1	33	0	0	0	0	1	28.1	30	20	18	10	34	8	1	4	129	.270	6	5	0	1	2



#35 CAMERON DULLE

St. Louis, Mo. // Oakville HS
RS Sophomore // 6-3 // 194
Pronounced: DOOL-ee

- ▶ Power pitcher who is getting back into the game after a year off
- ▶ Can run it up to 92 or 93 - live arm but is rebuilding endurance after being away from the game.
- ▶ Made a mid-inning relief appearance against Illinois (2/26) - Scattered just two hits during his relief outing while whiffing four



- ▶ Pitched 0.2 innings in relief for Mizzou in the UIC series, allowing two runs on three hits while whiffing out one
- ▶ Pitched 2.0 hitless innings in relief for Mizzou (3/11), fanning two App State batters
- ▶ Entered in relief against Alabama (3/19), allowing one run on one hit in 1.0 innings pitched
- ▶ Made one appearance vs. Arkansas, going 2.0 innings with five strikeouts and just one earned run
- ▶ Took the loss vs. SEMO, allowing three earned runs over 0.1 innings.
- ▶ Earned his first career win Wednesday vs. UAPB, tossing a career-long 3.1 shutout innings with a pair of Ks.
- ▶ Gave up a trio of singles but did not allow an earned run in 0.1 innings pitched in the series opener against Texas A&M (4/28)

DULLE'S CAREER STATISTICS

Year	ERA	W	L	App	GS	CG	SHO	CBO	SV	IP	H	R	ER	BB	SO	2B	3B	HR	BF	B/Avg	WP	HBP	BK	SFA	SHA
2017	4.72	1	1	9	0	0	0	0	0	13.1	17	9	7	8	15	1	0	3	65	.309	0	1	0	0	1
Total	4.72	1	1	9	0	0	0	0	0	13.1	17	9	7	8	15	1	0	3	65	.309	0	1	0	0	1



#48 RYAN LEE

Grandview, Mo. // Grandview HS
RS Junior // 6-3 // 207

- ▼ Veteran righty who is one of just two four-year players in the program.
- ▼ Made his collegiate debut in 2015 after nursing an elbow injury the year prior.
- ▼ Was lights out against Eastern Illinois, tossing 3.0 innings, allowing just one hit with a career-high seven strikeouts.
- ▼ Pitched against Chicago State and went 1.2 innings, allowing one hit and one earned



run with four strikeouts.

- ▼ Tossed 2.2 innings against Little Rock, allowing one hit with three walks and two earned runs.
- ▼ Made one appearance vs. Arkansas, tossing 1.0 inning with three hits and a run allowed.
- ▼ Tossed 2.2 innings against SEMO, allowing one earned run while striking out three
- ▼ Started for the first time this season Wednesday vs. UPAB and allowed just one hit over 2.0 shutout innings.
- ▼ Threw 1.1 shutout innings in relief, giving up just one hit and two walks in the series finale against Ole Miss (4/23)

LEE'S CAREER STATISTICS

Year	ERA	W	L	App	GS	CG	SHO	CBO	SV	IP	H	R	ER	BB	SO	2B	3B	HR	BF	B/Avg	WP	HBP	BK	SFA	SHA
2015	5.06	0	0	5	0	0	0	0	0	5.1	6	4	3	3	6	1	0	1	25	.273	1	0	0	0	0
2016	5.64	2	2	8	6	0	0	0	0	30.1	36	22	19	15	22	8	1	0	140	.298	4	4	0	0	0
2017	2.87	0	0	9	1	0	0	0	0	15.2	12	5	5	6	18	4	0	0	63	.226	3	1	0	1	2
Total	4.73	2	2	22	7	0	0	0	0	51.1	54	31	27	24	46	13	1	1	228	.276	8	5	0	1	2



#40 TY SHOAFF

Akron, Ohio // Walsh Jesuit High School
Sophomore // 6-2 // 189
Pronounced: SHOW-ff

- ▼ Second-year lefty who showed promise during his freshman season
- ▼ Extremely confident on the mound with stuff to back it up
- ▼ Everything has movement - highly effective against lefties
- ▼ Recorded an inning relief in relief for Mizzou in the UIC series, limiting UIC



to one hit while fanning a batter

- ▼ Walked his only batter faced in a relief appearance against App State (3/10)
- ▼ Walked his only batter faced against Alabama (3/18) and was ultimately tagged with the earned run
- ▼ Made two appearances vs. Arkansas, allowing one earned run over 1.2 innings with three strikeouts and a walk.
- ▼ Tallied the final out Wednesday against Arkansas-Pine Bluff.
- ▼ Pitched a shutout relief inning in the series opener against Kentucky (4/14), allowing no hits and fanning one batter
- ▼ Tossed 0.2 innings with a strikeout and now runs Tuesday vs. Missouri State.
- ▼ Made two relief appearances against Texas A&M, allowing three runs on four hits and six strikeouts in 2.2 innings of work

SHOAFF'S CAREER STATISTICS

Year	ERA	W	L	App	GS	CG	SHO	CBO	SV	IP	H	R	ER	BB	SO	2B	3B	HR	BF	B/Avg	WP	HBP	BK	SFA	SHA
2016	6.75	1	0	14	0	0	0	0	0	9.1	13	9	7	5	8	1	0	2	48	.342	3	3	1	0	2
2017	5.59	0	0	15	0	0	0	0	0	9.2	10	7	6	6	16	1	0	2	48	.256	0	3	1	0	0
Total	6.16	1	0	29	0	0	0	0	0	19	23	16	13	11	24	2	0	4	96	.299	3	6	2	0	2



#4 BRIAN SHARP

Liberty, Mo. // Liberty North HS
Sophomore // 6-1 // 201

- ▼ Attacks hitters - strike thrower who is a proven winner at every level and in every sport he has ever played
- ▼ Surprisingly athletic - Mizzou's starting first baseman and one of the team's top hitters
- ▼ Can really field his position - played catcher and third base in high school



- ▼ Transitioned from first base to the mound in the eighth inning of the series finale against UIC (3/5)
- ▼ Allowed just one hit before retiring four consecutive batters including a strikeout to earn the win over UIC
- ▼ Earned the win after throwing a shutout 13th inning, picking up a pair of Ks, vs. Chicago State (3/15)
- ▼ Earned a save vs. UALR, tossing a perfect 1.2 innings to close the game, needing just 16 pitches to get five outs.
- ▼ Tossed 1.2 perfect innings vs. Illinois, striking out two.
- ▼ Tossed 1.2 perfect innings against Pine Bluff, extending his shutout streak to 7.2 innings this season
- ▼ Tossed 1.1 shutout innings vs. Murray State, allowing just one walk with two strikeouts.

SHARP'S CAREER STATISTICS

Year	ERA	W	L	App	GS	CG	SHO	CBO	SV	IP	H	R	ER	BB	SO	2B	3B	HR	BF	B/Avg	WP	HBP	BK	SFA	SHA	
2016	4.84	2	2	19	0	0	0	0	0	5	22.1	25	15	12	15	19	3	0	4	108	.275	5	0	1	1	1
2017	0.00	2	0	6	0	0	0	0	1	9.0	1	0	0	1	8	1	0	0	29	.036	0	0	0	0	0	
Total	3.45	4	2	25	0	0	0	0	6	31.1	26	15	12	16	27	4	0	4	137	.218	5	0	1	1	1	



#2 ANDY TOELKEN

Green Cove Springs, Fla. // Clay HS // St. John's River CC
Junior // 6-2 // 188

- ▼ Tossed 7.0 shutout innings Tuesday vs. Murray State, allowing just five hits with five strikeouts, good for his first career shutout outing
- ▼ Threw his first Division I complete game vs. UAPB, striking out a career-high seven with just two hits and one run - no-hitter



- ▼ through 5.2 innings.
- ▼ 7.1 innings with six hits, three earned runs and six Ks vs. Missouri St.
- ▼ Pitched game two vs. MO State and went 5.0 IP with two ERs, 4 Ks
- ▼ Tossed 5.2 innings with a career-high 6 Ks vs. Illinois, allowing 2 ER
- ▼ Allowed two earned runs off seven hits in 6.1 innings of work against No. 25 Houston (2/24)
- ▼ Struck out two and gave up no walks in his second start for Mizzou
- ▼ Allowed four runs, three earned, off four hits in 4.1 innings of work against UIC (3/5)

TOELKEN'S CAREER STATISTICS

Year	ERA	W	L	App	GS	CG	SHO	CBO	SV	IP	H	R	ER	BB	SO	2B	3B	HR	BF	B/Avg	WP	HBP	BK	SFA	SHA
2017	3.09	3	3	12	11	1	0	0	0	58.1	49	29	20	20	43	9	0	9	251	.223	2	7	0	0	3
Total	3.09	3	3	12	11	1	0	0	0	58.1	49	29	20	20	43	9	0	9	251	.223	2	7	0	0	3



#44 LUKE BOYSTER

Imperial, Mo. // Seckman HS
Junior // 6-0 // 201

- Recorded new career highs in innings pitched (2.1) and strikeouts (six) while pitching in relief in the series opener against Texas A&M (4/28)
- Tossed 2.1 relief innings allowing one run on four hits vs. EMU.
- Notched four strikeouts while walking one against Eastern Michigan.
- Made his first appearance since opening weekend Wednesday vs. Arkansas-Pine Bluff,



- tossing 0.2 shutout innings
- Made three appearances for Team Black in the Fall World Series, amassing 6.1 innings.
- Allowed two earned runs for a 2.84 ERA with three strikeouts.
- Played at St. Louis Community College, hitting and pitching
- Compiled a 7-2 record in 2015 in 58.2 innings while boasting a 4.91 earned run average.
- Ranked 32nd in all of NJCAA Division I with his 10.28 strikeouts per game average, striking out 67 total batters in 58.2 innings.

BOYSTER'S CAREER STATISTICS

Year	ERA	W	L	App	GS	CG	SHO	CBO	SV	IP	H	R	ER	BB	SO	2B	3B	HR	BF	B/Avg	WP	HBP	BK	SFA	SHA
2017	1.69	0	0	3	0	0	0	0	0	5.1	5	1	1	2	10	0	0	0	24	.238	1	1	0	0	0
Total	1.69	0	0	3	0	0	0	0	0	5.1	5	1	1	2	10	0	0	0	24	.238	1	1	0	0	0



#37 EVAN STOLL

Chesterfield, Mo. // Marquette HS
Freshman // 6-3 // 197
Pronounced: Stole

- Made a relief appearance for Mizzou, giving up just one hit in 0.2 innings pitched vs. EMU.
- Threw a perfect inning with two Ks vs. Eastern Illinois (3/7).
- Added a walk and a strike out to his stat line against Eastern Michigan.



- Projectable righty who can touch 90 mph with his fast ball and a smooth delivery who should add velocity as his frame matures
- Named Academic All-State Team his senior year
- Helped guide Marquette to the state tournament, picking up conference and district titles his sophomore year under head coach John Meyer

STOLL'S CAREER STATISTICS

Year	ERA	W	L	App	GS	CG	SHO	CBO	SV	IP	H	R	ER	BB	SO	2B	3B	HR	BF	B/Avg	WP	HBP	BK	SFA	SHA
2017	0.00	0	0	2	0	0	0	0	0	1.2	1	0	0	1	3	0	0	0	8	.143	0	0	0	0	0
Total	0.00	0	0	2	0	0	0	0	0	1.2	1	0	0	1	3	0	0	0	8	.143	0	0	0	0	0



#28 LIAM CARTER

Highland Park, Ill. // Highland Park
RS Sophomore // 6-7 // 196

- Tall, long, projectable frame as he stands 6-7 - generates plenty of velo with his frame
- Has touched 95 MPH w/ his fastball but sits 90-93
- At less than 200 pounds, he has a chance to add even more velocity to his fastball as he continues to add muscle to his frame



- Curve ball is his out-pitch with a big 12-6 break - will use fastball to get ahead - will throw it in all counts
- Earning the staffs trust and has really made a push to be in the weekend rotation towards the end of spring camp
- His stuff is some of the best on the team - has a really high ceiling with dynamic fastball and curve ball
- Must prove that he is ready to pitch in big-time spots
- Will work backwards, throwing 12-6 curve early in counts - uses it to set up his fastball
- Made second start of the season against Illinois (2/26), allowing six runs, five earned, while fanning two batters in two innings of work
- Made one appearance vs. Arkansas, tossing 1.0 inning with a run allowed and a strikeout.

CARTER'S CAREER STATISTICS

Year	ERA	W	L	App	GS	CG	SHO	CBO	SV	IP	H	R	ER	BB	SO	2B	3B	HR	BF	B/Avg	WP	HBP	BK	SFA	SHA
2016	4.50	0	1	18	0	0	0	0	1	24.0	27	14	12	12	21	5	1	2	111	.278	3	1	0	1	0
2017	14.00	1	0	5	3	0	0	0	0	9.0	13	15	14	9	7	3	1	2	49	.342	1	1	0	0	1
Total	7.09	1	1	23	3	0	0	0	1	33	40	29	26	21	28	8	2	4	160	.296	4	2	0	1	1

2 ANDY TOELKEN 2017

11 Appearances / 10 Starts

Date	Opponent	IP	H	R	ER	BB	K	Dec.
2/18	E. Michigan*	3.0	3	4	0	2	1	
2/24	Houston*	6.1	7	2	2	0	4	W
3/5	vs. UIC*	4.1	5	4	3	1	3	
3/12	vs. App St.*	7.0	3	2	2	1	4	
3/19	at Alabama*	2.0	5	4	2	3	3	
3/26	vs. Arkansas*	1.0	4	3	3	0	0	L
3/31	vs. Florida	0.2	1	0	0	0	0	
4/4	vs. Illinois*	5.2	3	2	2	3	6	
4/11	vs. UAPB*	9.0	2	1	1	1	7	W
4/18	vs. MO State*	7.1	6	5	3	4	6	L
4/25	at MO State*	5.5	5	2	2	3	4	L
5/2	vs. Murray St.*	7.0	5	0	0	2	5	W

4 BRIAN SHARP 2017

6 Appearances

Date	Opponent	IP	H	R	ER	BB	K	Dec.
3/5	vs. UIC	1.2	1	0	0	0	1	W
3/15	vs. Chicago St.	1.0	0	0	0	0	2	W
3/21	vs. UALR	1.2	0	0	0	0	0	S
4/4	vs. Illinois	1.2	0	0	0	0	2	
4/12	vs. UAPB	1.2	0	0	0	0	1	
5/2	vs. Murray St.	1.1	0	0	0	1	2	

2016

19 Appearances

Date	Opponent	IP	H	R	ER	BB	K	Dec.
2/19	Seton Hall	1.0	0	0	0	1	1	
2/21	Seton Hall	1.0	0	0	0	0	2	
2/24	at FIU	1.2	2	0	0	1	1	S
2/28	Hofstra	3.2	2	0	0	1	3	W
3/2	UAPB	1.0	0	0	0	0	1	S
3/4	UIC	1.0	2	1	1	0	1	W
3/9	Bama A&M	1.1	0	0	0	0	0	S
3/12	YSU	1.0	0	0	0	0	1	
3/16	SEMO	1.0	0	0	0	1	1	
3/18	at Florida	0.2	1	1	1	3	0	L
3/20	at Florida	0.1	0	0	0	0	0	
3/25	vs. Vanderbilt	0.1	1	1	1	1	0	
4/3	at Arkansas	2.2	0	0	0	2	3	S
4/9	vs. Auburn	0.2	0	0	0	0	2	S
4/12	at MO State	0.1	4	6	3	1	1	
4/24	at S. Carolina	1.0	2	0	0	0	2	
4/26	vs. MO State	2.2	3	1	1	2	2	
5/3	Illinois	0.2	5	4	4	0	0	L
5/5	at Mississippi St.	0.1	3	1	1	0	0	

11 TANNER HOUCK 2017

11 Appearances / 11 Starts

Date	Opponent	IP	H	R	ER	BB	K	Dec.
2/17	E. Michigan*	5.2	8	5	4	2	9	L
2/23	at TAMUCC*	4.2	4	1	0	4	3	
3/3	vs. UIC*	6.0	4	1	0	0	7	W
3/10	vs. App St.*	8.2	4	0	0	2	7	W
3/17	at Alabama*	7.0	1	0	0	3	9	W
3/24	vs. Arkansas*	3.2	5	5	3	1	3	L
3/31	vs. Florida*	7.0	8	4	3	1	8	L
4/6	at Georgia*	8.0	6	3	3	1	5	L
4/14	vs. Kentucky*	8.0	6	5	2	2	7	L
4/22	at Ole Miss*	8.0	5	3	3	3	7	L
4/28	vs. Texas A&M*	7.0	9	4	4	1	5	L

2016

15 Appearances / 15 Starts

Date	Opponent	IP	H	R	ER	BB	K	Dec.
2/20	Seton Hall*	6.0	7	1	1	3	9	W
2/27	Hofstra*	9.0	3	0	0	1	9	W
3/5	UIC*	7.0	6	4	3	0	6	L
3/12	YSU*	6.0	3	1	1	1	8	
3/19	at Florida*	6.0	7	5	5	3	2	L
3/26	vs. Vanderbilt*	9.0	2	0	0	2	14	
4/2	at Arkansas*	6.0	5	5	5	2	4	W
4/8	vs. Auburn*	9.0	4	0	0	1	10	W
4/16	vs. LSU*	6.1	6	8	8	5	8	L
4/22	at S. Carolina*	6.0	6	3	2	2	5	L
4/30	vs. Tennessee*	7.2	8	5	2	0	6	
5/6	at Mississippi St.*	7.1	8	4	2	2	5	L
5/14	vs. Georgia*	5.0	4	3	1	3	4	
5/19	at Kentucky*	9.0	8	3	3	1	10	W
5/24	vs. Vanderbilt*	6.0	5	4	2	1	6	L

2015

15 Appearances / 15 Starts

Date	Opponent	IP	H	R	ER	BB	K	Dec.
2/14	vs. Iona*	6.0	7	3	3	0	5	W
2/21	at TAMUCC*	6.2	3	1	1	1	5	W
2/28	vs. UIC*	6.2	6	0	0	0	3	W
3/7	vs. Milwaukee*	7.0	7	5	5	1	9	L
3/14	at Georgia*	7.1	5	3	3	1	7	
3/21	vs. S. Carolina*	8.0	8	2	2	0	8	
3/28	at Texas A&M*	7.0	8	2	2	2	3	W
4/4	vs. Florida*	8.0	4	1	1	0	6	W
4/10	at Tennessee*	5.0	6	3	3	2	4	W
4/18	vs. Alabama*	7.0	5	2	2	0	8	L
4/25	at Vanderbilt*	5.0	8	7	7	0	5	L
5/2	vs. Ole Miss*	6.0	4	0	0	2	8	W
5/9	at LSU*	6.0	6	5	4	1	3	L
5/15	vs. Kentucky*	7.0	5	2	2	1	9	W
5/21	vs. Alabama	8.0	6	4	4	1	8	L

17 T.J. SIKKEMA 2017

18 Appearances

Date	Opponent	IP	H	R	ER	BB	K	Dec.
2/18	E. Michigan	5.1	4	1	1	1	8	
2/24	Houston	2.2	0	0	0	0	3	S
2/26	Illinois	4.1	3	0	0	1	8	W
3/4	vs. UIC	4.0	2	0	0	0	7	W
3/8	vs. WCU	3.2	1	0	0	0	6	W
3/12	vs. App St.	2.0	0	0	0	1	4	W
3/17	at Alabama	2.0	1	0	0	1	5	S
3/19	at Alabama	3.1	2	0	0	1	5	S
3/25	vs. Arkansas	4.0	2	1	1	2	2	W
3/29	vs. SEMO	1.1	1	0	0	0	1	
4/1	vs. Florida	5.2	2	0	0	0	1	0
4/6	at Georgia	1.0	2	2	1	2	1	
4/7	at Georgia	3.0	2	0	0	1	3	S
4/15	vs. Kentucky	6.1	5	5	5	2	4	W
4/23	at Ole Miss	3.1	0	0	0	0	0	
4/25	at MO State	2.0	4	3	3	0	1	
4/28	vs. Texas A&M	1.0	0	0	0	0	0	1
4/30	vs. Texas A&M	1.2	3	4	4	1	1	

26 MICHAEL PLASSMEYER 2017

13 Appearances / 9 Starts

Date	Opponent	IP	H	R	ER	BB	K	Dec.
2/18	E. Michigan*	5.0	6	4	2	1	1	W
2/25	at TAMUCC*	6.1	1	0	0	0	8	W
3/4	vs. UIC*	5.0	5	4	3	1	6	
3/11	vs. App St.*	7.0	3	1	1	3	9	W
3/18	at Alabama*	5.0	4	3	3	1	3	W
3/25	vs. Arkansas*	5.0	6	1	1	1	5	
4/1	vs. Florida*	3.1	6	2	2	0	4	L
4/7	at Georgia*	3.2	8	3	3	1	4	
4/15	vs. Kentucky*	2.2	4	3	3	0	1	
4/18	vs. MO State	1.0	0	0	0	0	2	
4/23	at Ole Miss	1.0	5	5	5	0	2	
4/25	at MO State	1.0	0	0	0	0	1	0
4/28	vs. Texas A&M	1.0	2	3	2	0	2	

2016

13 Appearances / 11 Starts

Date	Opponent	IP	H	R	ER	BB	K	Dec.
2/19	Seton Hall*	4.0	9	5	5	2	0	L
2/28	Hofstra*	6.0	4	2	2	0	3	
3/6	UIC*	6.0	7	4	3	0	4	W
3/15	SEMO*	4.2	8	3	3	1	0	L
3/27	vs. Vanderbilt	2.0	3	6	2	1	3	
4/3	at Arkansas*	3.2	4	0	0	1	5	W
4/9	vs. Auburn*	5.2	3	0	0	1	5	W
4/17	vs. LSU*	4.2	8	7	5	1	2	L
4/24	at S. Carolina*	3.2	7	5	5	0	3	L
5/1	vs. Tennessee*	5.1	7	3	2	0	4	W
5/7	at Mississippi St.	4.2	6	2	2	2	6	L
5/15	vs. Georgia*	4.2	7	2	2	0	5	L
5/21	at Kentucky*	3.0	6	3	2	0	2	L

27 NOLAN GROMACKI 2017

15 Appearances

Date	Opponent	IP	H	R	ER	BB	K	Dec.
2/17	E. Michigan	1.0	0	0	0	0	0	
2/19	E. Michigan	2.0	2	0	0	0	1	1
2/25	at TAMUCC	0.2	0	0	0	0	0	2
3/3	vs. UIC	0.2	1	1	1	0	1	
3/10	vs. App St.	0.1	0	0	0	0	0	1
3/15	vs. Chicago St.	1.0	1	1	0	0	2	
3/18	at Alabama	2.0	0	0	0	0	2	
3/21	vs. UALR	0.2	2	2	1	1	1	
3/24	vs. Arkansas	0.2	1	0	0	0	2	
3/26	vs. Arkansas	1.0	0	0	0	0	2	
3/29	vs. SEMO	1.0	0	0	0	0	1	
3/31	vs. Florida	1.1	0	0	0	1	1	
4/4	vs. Illinois	1.1	2	2	2	2	2	
4/12	vs. UAPB	1.0	1	3	3	2	1	
4/18	vs. MO State	0.0	0	0	0	0	0	
4/30	vs. Texas A&M	0.0	1	1	1	0	0	
5/2	vs. Murray St.	0.2	1	0	0	0	0	

2016

15 Appearances

Date	Opponent	IP	H	R	ER	BB	K	Dec.
2/20	Seton Hall	1.0	1	0	0	0	0	
2/24	at FIU	0.1	3	3	3	0	0	
3/27	vs. Vanderbilt	1.0	0	0	0	0	2	
4/1	at Arkansas	1.0	1	0	0	0	0	
4/5	vs. SIUE	1.0	1	1	1	1	2	
4/12	at MO State	1.0	0	0	0	1	1	
4/17	vs. LSU	0.2	0	0	0	0	0	
4/22	at S. Carolina	0.2	0	0	0	0	1	
4/24	at S. Carolina	0.1	0	0	0	0	0	
4/26	vs. MO State	1.0	3	3	3	0	2	
5/3	vs. Illinois	2.1	2	1	1	0	4	
5/7	at Mississippi St.	0.0	1	0	0	0	0	
5/14	vs. Georgia	0.1	0	0	0	0	1	
5/15	vs. Georgia	0.1	2	0	0	0</		



35 CAMERON DULLE

2017

9 Appearances

Table with columns: Date, Opponent, IP, H, R, ER, BB, K, Dec. Rows include games against E. Michigan, Illinois, UIC, App St., Alabama, Arkansas, SEMO, UAPB, Texas A&M.

36 COLE BARTLETT

2017

15 Appearances / 2 Starts

Table with columns: Date, Opponent, IP, H, R, ER, BB, K, Dec. Rows include games against E. Michigan, TAMUCC, UIC, WCU, Chicago St., Alabama, Florida, Georgia, Kentucky, Ole Miss*, Texas A&M*.

2016

31 Appearances / 3 Starts

Table with columns: Date, Opponent, IP, H, R, ER, BB, K, Dec. Rows include games against Seton Hall, Hofstra, UAPB, UIC, Bama A&M, YSU, SEMO, SLU, Arkansas, Auburn, MO State, LSU, S. Carolina, Tennessee, Mississippi St., Georgia, Kentucky.

2014

2 Appearances

Table with columns: Date, Opponent, IP, H, R, ER, BB, K, Dec. Rows include games against Campbell, MO State.

37 EVAN STOLL

2017

2 Appearances

Table with columns: Date, Opponent, IP, H, R, ER, BB, K, Dec. Rows include games against E. Michigan, UIU.

40 TY SHOAFF

2017

14 Appearances

Table with columns: Date, Opponent, IP, H, R, ER, BB, K, Dec. Rows include games against EMU, TAMUCC, UIC, App St., Chicago St., Alabama, Arkansas, UAPB, Illinois, Kentucky, MO State, Texas A&M, Texas A&M.

2016

14 Appearances

Table with columns: Date, Opponent, IP, H, R, ER, BB, K, Dec. Rows include games against Seton Hall, FIU, Hofstra, UAPB, UIC, SEMO, Florida, Vanderbilt, SIUE, MO State, LSU, Illinois, Mississippi St.

43 BRYCE MONTES DE OCA

2017

11 Appearances / 9 starts

Table with columns: Date, Opponent, IP, H, R, ER, BB, K, Dec. Rows include games against E. Michigan, TAMUCC, UIU*, Chicago St.*, UALR*, SEMO*, Florida*, Georgia*, Kentucky*, Ole Miss*, Texas a&M*.

2016

1 Appearance

Table with columns: Date, Opponent, IP, H, R, ER, BB, K, Dec. Row includes game against Seton Hall.

2015

7 Appearances

Table with columns: Date, Opponent, IP, H, R, ER, BB, K, Dec. Rows include games against Truman St., SIUE, Air Force, S. Carolina, UAPB, Alabama, Vanderbilt.

44 LUKE BOYSTER

2017

3 Appearances

Table with columns: Date, Opponent, IP, H, R, ER, BB, K, Dec. Rows include games against E. Michigan, UAPB, Texas A&M.

46 LAKE DABNEY

2015

16 Appearances

Table with columns: Date, Opponent, IP, H, R, ER, BB, K, Dec. Rows include games against Iona, Milwaukee, Truman St., SIUE, Air Force, UAPB, Texas A&M, Florida, Tennessee, MSU, Vanderbilt, MSU, Ole Miss, Ole Miss, SEMO, Illinois.

48 RYAN LEE

2017

9 Appearances / 1 Start

Table with columns: Date, Opponent, IP, H, R, ER, BB, K, Dec. Rows include games against TAMUCC, FIU, Chicago St., UALR, Arkansas, SEMO, Illinois, UAPB*, Ole Miss.

2016

8 Appearances / 6 Starts

Table with columns: Date, Opponent, IP, H, R, ER, BB, K, Dec. Rows include games against Seton Hall*, UAPB*, Bama A&M*, SEMO*, SLU*, SIUE, MO State*, MO State.

2015

5 Appearances

Table with columns: Date, Opponent, IP, H, R, ER, BB, K, Dec. Rows include games against Truman St., Air Force, UAPB, Vanderbilt, Ole Miss.

55 GRAHAM RUOPP

2016

11 Appearances

Table with columns: Date, Opponent, IP, H, R, ER, BB, K, Dec. Rows include games against Seton Hall, Seton Hall, FIU, Hofstra, UIC, YSU, SEMO, Florida, Vanderbilt, SIUE, MO State.





- Had his third three-hit game and second four-hit game of the year Tuesday vs. Murray State, belting a homer while scoring twice and driving in two more.
- Was hit by a pitch and threw out two runners at second from behind the dish against Texas A&M
- Tallied two of Mizzou's four hits against Missouri State, a double and an RBI single, for his 11th multi-hit game of the season
- Tabbed a double and a homer to hit 2-for-10 with two RBI in three starts at Ole Miss
- Against Kentucky, he recorded the first pinch-hit home run by a Mizzou player since Chris Akmon tallied one on May 2, 2015
- Went 0-for-3 with an RBI sacrifice fly vs. Missouri State
- Posted a .286 average (2-for-7) with an RBI and a walk against Florida
- Named to the Johnny Bench Award Watch List
- Has incredible trust with the pitching staff and has primarily caught all of the returning pitchers
- Caught 52 of Mizzou's 56 games on the season and played in 54 of the 56 contests in 2016

BOND'S CAREER STATISTICS

Year	Avg	GP	GS	AB	R	H	2B	3B	HR	RBI	TB	SLG%	BB	HBP	SO	GDP	OB%	SF	SH	SB	ATT	PO	A	E	FLD%
2015	.294	51	46	163	25	48	2	0	5	25	65	.399	12	3	36	6	.352	1	0	4	4	322	36	7	.981
2016	.219	54	54	187	30	41	5	1	7	28	69	.369	24	5	47	3	.323	1	0	4	4	374	45	6	.986
2017	.307	45	41	163	34	50	11	0	9	35	88	.540	20	3	46	2	.386	3	1	4	4	285	29	7	.978
Total	.271	150	141	513	89	139	18	1	21	88	222	.433	56	11	129	11	.352	5	1	12	12	981	110	20	.982



- Drew a walk and recorded 22 putouts in the field in three starts against Texas A&M
- Singled in his first at-bat against Missouri State, finishing the night 1-for-4 with a strikeout
- Tallied two hits, both doubles, and two RBI against one walk at Ole Miss
- Notched a single, a walk and a run scored in three starts against Kentucky
- Went 1-for-6 with three runs, four walks and a solo homer in the midweek series against Arkansas-Pine Bluff
- Recorded a pair of singles and a walk across three games played against Georgia
- Tabbed an RBI double in the series opener against Florida (3/31) for his only hit of the series
- Tallied his third three-hit game of the season vs. SEMO, including a go-ahead two-run double in the fourth inning.
- Hit 5-for-12 (.417) with a run, three RBI, a double and a homer against Arkansas
- Knocked three hits including a double and an RBI against two walks in the SEC opener against Alabama
- Had a 10-game hitting streak snapped vs. Little Rock but still notched an RBI in the 11-8 win.
- Hit a big, game-tying homer in the bottom of the ninth in Mizzou's 3-2 comeback win over Appalachian State (3/12)

SHARP'S CAREER STATISTICS

Year	Avg	GP	GS	AB	R	H	2B	3B	HR	RBI	TB	SLG%	BB	HBP	SO	GDP	OB%	SF	SH	SB	ATT	PO	A	E	FLD%
2016	.252	48	36	127	21	32	2	0	0	15	34	.268	24	0	50	6	.371	0	0	1	3	8	20	6	.824
2017	.270	44	43	152	29	41	11	1	4	18	66	.434	29	0	50	1	.378	4	1	4	8	352	28	7	.982
Total	.262	92	79	279	50	73	13	1	4	33	100	.358	53	0	100	7	.375	4	1	5	11	360	48	13	.969



- Went 0-for-2 with a pair of walks and two runs scored and reached on an error Tuesday vs. Murray State.
- Ripped a pair of extra-base hits, a double and a homer, to plate two runs and finish the series hitting .273 (3-for-11) against Texas A&M
- Recorded his 13th multi-hit game of the season and knocked his first homer since March 25
- Went 2-for-3 with two doubles, two RBI a run scored and a walk in the series finale against Ole Miss, marking his second multi-double game of the season, the last coming on 2/26 against Illinois
- Tallied his 10th multi-hit game of the season with a pair of singles in the series opener against Kentucky
- Followed that with a multi-hit game with an RBI against Missouri State, also tallying a double.
- Knocked a single and drew a walk in three starts against Florida
- Athletic build with a tremendous bat who turned the heads of scouts while at Northern Iowa Community College.
- Projects as a high draft pick in the 2017 Major League Baseball First Year Player Draft
- Rewrote the record books in two years at Northern Iowa Area Community College, tallying school records for hits in a single season (107), doubles in a single season (27), runs in a single season (75) and he leaves as the program's all-time leader in career hits, career homers, career doubles, career runs scored and career at bats
- Helped guide NIACC to a NJCAA World Series twice in both years with the school, picking up conference and regional titles along the way under head coach Travis Hergert.
- Fifth all-time in school history in career RBI - Finished career at NIACC with a .390 average, 33 homers, 141 RBI and 42 doubles.

GLENDINNING'S CAREER STATISTICS


Year	Avg	GP	GS	AB	R	H	2B	3B	HR	RBI	TB	SLG%	BB	HBP	SO	GDP	OB%	SF	SH	SB	ATT	PO	A	E	FLD%
2017	.283	43	41	152	28	43	11	2	5	21	73	.480	25	3	47	2	.390	2	0	5	8	68	94	14	.920
Total	.283	43	41	152	28	43	11	2	5	21	73	.480	25	3	47	2	.390	2	0	5	8	68	94	14	.920



- 0-for-1 with a pinch hit RBI Tuesday vs. Murray State.
- Went 0-for-6 with three strikeouts while recording a putout in the field in one start against Texas A&M
- Went 0-for-3 against Missouri State after reaching on a fielder's choice and recording a pair of groundouts
- Tabbed a hit and an RBI in both starts against Ole Miss including an RBI double in game one of the series
- Hit .272 (3-for-11) against Kentucky including a double and a run scored - Holds a seven-game hit streak, which is the longest active streak on the team
- Pinch hit and earned a walk in his only at-bat vs. Missouri State
- Smacked a single and a double and four RBI against Georgia good for a .200 (2-for-10) clip
- Tallied a pair of multi-RBI games for his second and third of the year
- Hit .222 (2-for-9) with a double and a walk against Florida
- Went 4-for-9 with three runs scored in two games during the Arkansas series.
- Tabbed a hit, an RBI, a walk and his first stolen base of the season in the series finale against Alabama (3/19)
- Went 0-for-1 with a walk as a late-game replacement against Chicago State, but did draw the walk that loaded the bases leading to the eventual game-winning run
- Posted three walks and a run scored in three starts against App State
- Solid defender with a professional approach at the plate and a complete baseball I.Q. while also possessing high character off the field.
- Joins Mizzou's program after a highly successful career at Navarro College, after originally signing to join head coach Steve Bieser at SEMO during the November signing period

SAMPLES' CAREER STATISTICS

Year	Avg	GP	GS	AB	R	H	2B	3B	HR	RBI	TB	SLG%	BB	HBP	SO	GDP	OB%	SF	SH	SB	ATT	PO	A	E	FLD%
2017	.222	43	38	135	25	30	8	0	1	18	41	.304	17	2	41	1	.310	4	1	3	4	21	84	7	.938
Total	.222	43	38	135	25	30	8	0	1	18	41	.304	17	2	41	1	.310	4	1	3	4	21	84	7	.938



Chris Cornelius
St. Louis, Mo.
Vianney HS
Freshman // 5-11 // 181 // R/R

Short Stop

- Went 1-for-4 with a run and two RBIs while scoring on a Little League homer (single and three-base error) Tuesday vs. Murray State
- Knocked a single and scored a run in game two against Texas A&M
- Went 0-for-4 with a strikeout against Missouri State
- Paced the team batting .400 (4-for-10) with two doubles, two RBI and a sacrifice fly against Ole Miss
- Recorded his fourth three-hit game and seventh multi-hit game of the season in the series finale after going 3-for-3
- Batted .375 (3-for-8), going 3-for-3 in game two against Kentucky with an RBI double and two walks over the series
- Tabbed his third three-hit game of the year and his sixth multi-hit game
- Went 0-for-4 last time vs. Missouri State
- On fire midweek vs. Arkansas-Pine Bluff, going 3-for-8 with a double, triple and three RBI while scoring three runs - hit his first career 3B Wednesday.
- Was a standout during the Fall World Series, going 11-for-32 (.344) with two doubles, six RBI and four runs in six games.
- Played primarily at shortstop during the six Fall World Series Games
- Owned an OBP of .406 and slugged .363 for an OPS of .769 while his two doubles were tied for the second-most on the team during the Fall World Series

CORNELIUS' CAREER STATISTICS

Year	Avg	GP	GS	AB	R	H	2B	3B	HR	RBI	TB	SLG%	BB	HBP	SO	GDP	OB%	SF	SH	SB	ATT	PO	A	E	FLD%
2017	.239	42	42	134	17	32	7	1	1	25	44	.328	18	2	34	5	.329	4	4	2	3	55	103	12	.929
Total	.239	42	42	134	17	32	7	1	1	25	44	.328	18	2	34	5	.329	4	4	2	3	55	103	12	.929



Kameron Misner
Poplar Bluff, Mo.
Poplar Bluff HS
Freshman // 6-4 // 219 // L/L

Left Field

- Went 2-for-4 with two runs, a double and an RBI Tuesday vs. Murray State, his 15th multi-hit game - Went 0-for-3 with three strikeouts in two starts against Texas A&M -
- Second in the SEC with 16 stolen bases on the year
- Tabbed a single in his first at-bat of the game and represented Mizzou's only run scored against Missouri State
- Notched two singles and a stolen base in the series finale against Ole Miss, recording his 14th multi-hit game of the season
- Knocked a pair of singles, one for an RBI, and swiped a bag in game two against Kentucky
- Went 2-for-5 with a run scored vs. Missouri State - one of his two hits was a double
- Mashed midweek, going 4-for-6 with two doubles, a homer and a triple while driving in six runs over the two games with Pine Bluff
- Hit a solo homer that still hasn't landed against Illinois as part of his 10th multi-hit game of the season
- Recorded a hit and two walks in three starts against Florida
- Stole two bases for a team-leading 13 on the season, good for second in the SEC
- Went 3-for-13 with a run and an RBI in the weekend series vs. Arkansas.
- Notched a pair of hits and four walks against Alabama
- Hit a big walk-off solo HR in the series finale vs. UIC.
- Drafted in the 33rd round by the Kansas City Royals in the 2016 MLB First Year Player Draft
- Has the best pure power potential on the team and some of the best bat speed and exit-velocity

MISNER'S CAREER STATISTICS

Year	Avg	GP	GS	AB	R	H	2B	3B	HR	RBI	TB	SLG%	BB	HBP	SO	GDP	OB%	SF	SH	SB	ATT	PO	A	E	FLD%
2017	.281	45	45	167	29	47	9	1	4	25	70	.419	17	3	45	3	.356	1	3	16	21	52	2	1	.982
Total	.281	45	45	167	29	47	9	1	4	25	70	.419	17	3	45	3	.356	1	3	16	21	52	2	1	.982



Connor Brumfield
Columbia, Mo.
Rock Bridge HS
Sophomore // 5-11 // 174 // L/R

Center Field

- Hit .222 (2-for-9) while drawing three walks and notching a stolen base in three starts against Texas A&M
- Paces Mizzou in hits (52) and batting average (.317) and multi-hit games (15)
- Went 0-for-4 with a strikeout against Missouri State
- Scored the go-ahead run after blasting his first career homer in the series opener at Ole Miss
- Went 2-for-5 with two runs last time vs. Missouri State
- Extended his on-base streak to 23 and is batting .330 with 18 walks and 16 RBI in that span
- Hit 6-for-9 with two runs, four RBI and three stolen bases midweek vs. Arkansas Pine Bluff.
- Paces Mizzou in hits (44) and triples (three)
- Went 2-for-10 with two runs and a team-high five walks from the leadoff spot during the Arkansas series
- Posted a .533 clip (8-for-15) against Alabama with four RBI, a triple and a pair of stolen bases
- Tallied a career-high five hits in game two (3/18) for his eighth multi-hit contest of the season
- Notched three RBI (3/19) in a game for the third time this season
- Went 1-for-3 with two runs, two RBI and two walks against Little Rock
- Posted a team-long 10 game hit streak until game three of the UIC series when he failed to tally a hit

BRUMFIELD'S CAREER STATISTICS

Year	Avg	GP	GS	AB	R	H	2B	3B	HR	RBI	TB	SLG%	BB	HBP	SO	GDP	OB%	SF	SH	SB	ATT	PO	A	E	FLD%
2016	.221	48	43	163	21	36	5	0	0	18	41	.252	31	4	35	5	.359	0	2	5	8	48	37	9	.904
2017	.321	42	42	168	31	54	7	3	1	27	70	.417	27	3	31	1	.418	3	2	11	17	89	4	2	.979
Total	.272	90	85	331	52	90	12	3	1	45	101	.335	58	7	66	6	.388	3	4	16	25	137	41	11	.942



Trey Harris
Powder Springs, Ga.
McSalem HS
Junior // 5-10 // 219 // R/R

Right Field

- 1-for-4 with a run and an RBI Tuesday vs. Murray State
- Recorded a sacrifice bunt and a run scored after reaching base following a hit by pitch plate appearance
- Places ninth in the SEC in slugging percentage (.563), tied for fifth in RBI (43) and tied for fourth in homers (12)
- Collegiate Baseball Newspaper* National Player of the Week following the Kentucky series
- Blasted three homers in game two against Kentucky marking the first three-homer outing by a Mizzou player since Jacob Priddy knocked three on April 11, 2008
- Finished the series batting .363 (4-for-11) with five RBI and four walks
- Has reached base in 10 consecutive games and ended his hitting streak at nine games
- Places third in the SEC in slugging percentage (.603), fourth in RBI (40) and tied for fourth in homers (11)
- Paced the Mizzou offense against Georgia hitting .455 (5-for-11) with two homers and five RBI - has four homers in last six games
- Hit 2-for-8 with a three-run homer midweek against Arkansas-Pine Bluff
- Went 3-for-12 with three RBI and two walks in the Arkansas series.
- Recorded a homer, his third of the season, and a sacrifice fly for a pair of RBI against Alabama

HARRIS' CAREER STATISTICS

Year	Avg	GP	GS	AB	R	H	2B	3B	HR	RBI	TB	SLG%	BB	HBP	SO	GDP	OB%	SF	SH	SB	ATT	PO	A	E	FLD%
2015	.263	53	52	186	27	49	7	1	4	22	70	.376	10	3	37	2	.307	3	5	6	6	52	6	0	1.000
2016	.213	53	52	183	26	39	9	1	1	36	53	.290	17	8	32	5	.299	6	1	10	15	56	4	2	.968
2017	.272	44	42	151	34	41	6	0	12	44	83	.550	31	5	22	5	.405	3	3	8	11	57	2	0	1.000
Total	.248	150	146	520	87	129	22	2	17	102	206	.396	58	16	91	12	.335	12	9	24	32	165	12	2	.989



#7

Kirby McGuire
Round Rock, Texas
Round Rock HS // McLennan CC
Senior // 5-11 // 183 // R-R

DH

- Went 2-for-5 with a pair of runs scored and a stolen base Tuesday vs. Murray State
- Paced the Mizzou offense during the Texas A&M series, hitting .455 (5-for-11) with an RBI and a walk
- Tabbed his sixth and seventh multi-hit games with a pair of singles in both games of the doubleheader
- Recorded two strikeouts in three at-bats against Missouri State
- Snagged a hit and a run scored and his ninth stolen base of the season in two starts at Ole Miss
- Tallied a single, a run scored and a walk in two starts against Kentucky
- Went 2-for-4 last time vs. Missouri State
- Raked midweek vs. Pine Bluff, going 4-for-7 with three runs, three stolen bases and an RBI and a walk.
- Hit .273 (3-for-11) in three starts against Georgia notching his second multi-hit game of the season in the series finale (4-8)
- Stole three bases on four attempts including his first multi-stolen base game of the season (4/7)
- Went 1-for-4 vs. Illinois with a homer.
- Knocked a double as a pinch hitter in game three against Florida (4/2), finishing the series 1-for-2
- Hit .235 with eight doubles, two homers, 21 runs and 12 RBI in 35 games (31 starts) as he missed early parts of the schedule with a broken hand in 2016

McGUIRE'S CAREER STATISTICS

Year	Avg	GP	GS	AB	R	H	2B	3B	HR	RBI	TB	SLG%	BB	HBP	SO	GDP	OB%	SF	SH	SB	ATT	PO	A	E	FLD%
2016	.235	35	31	115	21	27	8	0	2	12	41	.357	9	0	32	1	.288	1	0	0	2	52	3	2	.965
2017	.304	28	22	79	15	24	3	0	1	5	30	.380	9	3	26	0	.396	0	1	10	12	16	1	1	.944
Total	.263	63	53	194	36	51	11	0	3	17	71	.366	18	3	58	1	.333	1	1	10	14	68	4	3	.960



#12

Nelson Mompierre
Miami, Fla.
Columbus HS // Miami Dade
Junior // 6-0 // 194 // L-R

Catcher

- Hit 1-for-4 with a double and two runs scored while drawing two walks against Ole Miss
- Tabbed a hit and drew a walk in two starts against Kentucky
- Went 2-for-4 with an RBI last time vs. Missouri State
- Went 2-for-3 with a run and an RBI midweek vs. UAPB
- Recorded a hit and a walk in two starts against Georgia
- Knocked a 1B and a 2B with an RBI for a .250 clip against Florida
- Went 4-for-11 with a homer and two doubles, three runs and two RBI vs. Arkansas - 0-for-1 as a pinch hitter Tuesday vs. SEMO
- Recorded a pair of hits in the series finale against Alabama (3/19) for his fifth multi-hit contest of the year
- Compiled a whopping .833 average (5-for-6) in two starts against App State. Crushed his first Division I homer for his sole RBI of the series (3/12)
- Joins Mizzou after a successful career at Miami Dade College where he developed a great bat to go along with a solid catching game.

Year	Avg	GP	GS	AB	R	H	2B	3B	HR	RBI
2017	.315	34	25	92	12	29	6	0	2	17
Total	.315	34	25	92	12	29	6	0	2	17



#23

Johnny Balsamo
Kansas City, Mo.
Park Hill HS // Dodge City CC
Junior // 5-7 // 156 // L-L

Outfield

- 0-for-1 as a late-game replacement vs. Murray St. Tuesday
- Made his first start as the designated hitter this season, recording a hit and a stolen base against Texas A&M to finish the series hitting .250 (1-for-4)
- Recorded a stolen base and a run scored in the series opener at Ole Miss
- Went 0-for-1 with a walk and a run midweek vs. UAPB
- Pinch ran in the series opener against Georgia (4/6)
- Pinch ran in game one against Florida (3/31)
- Pinch ran in the series finale against Alabama (3/19), recording a run in the bottom of the ninth
- 0-for-2 after entering the game as a pinch runner vs. Chicago State.
- Pinch ran in the series finale against App State (3/12), recording the winning run on Glendinning's walk-off single

Year	Avg	GP	GS	AB	R	H	2B	3B	HR	RBI
2016	.207	20	5	29	5	6	1	0	0	1
2017	.214	23	2	14	7	3	0	0	0	1
Total	.209	43	7	43	12	9	1	0	0	2



#10

Matt Berler
Hoover, Ala.
Spain Park HS // Meridian CC
Junior // 5-11 // 178 // R-R

Utility

- Made his first start since March 31 Tuesday vs. Murray State, going 0-for-1 with an RBI and two HBP
- Struck out in his only at-bat against Texas A&M while recording a putout in the field
- Went 0-for-1 in his only plate appearance vs. Pine Bluff
- Tabbed a single in the series opener against Georgia (4/6) for his 19th hit of the season
- Went 0-for-3 in two appearances (one start) against Florida while recording put outs in the field
- Went 2-for-9 with two runs scored vs. Arkansas
- Hit .333 (2-for-6) with a double and two walks against Alabama
- Went 0-for-4 with a run and a walk vs. Little Rock

Year	Avg	GP	GS	AB	R	H	2B	3B	HR	RBI
2017	.253	27	20	75	14	19	7	0	0	7
Total	.253	27	20	75	14	19	7	0	0	7



#6

Ian Nelson
Lake St. Louis, Mo.
Timberland HS
Sophomore // 5-9 // 186 // L-R

Infield

- 1-for-4 with a run and an RBI Tuesday vs. Murray State
- Knocked a single in the series finale against Texas A&M to finish the series batting .143 (1-for-7)
- Went 0-for-3 Tuesday vs. Missouri State
- Recorded a pop out and a ground out in two plate appearances against Georgia
- Struck out in his only plate appearance against Florida (3/31) as a pinch hitter
- Went 1-for-3 against Alabama with a walk
- 1-for-4 in the Sunday finale against App State.
- Recorded a walk, an assist and a putout in his only start against UIC (3/4)
- Blasted a triple in game two of the EMU series, the first of his career, driving in two runs in process
- Went 1-for-1 as a pinch hitter vs. EIU (3/7)

Year	Avg	GP	GS	AB	R	H	2B	3B	HR	RBI
2016	.205	52	52	161	15	33	5	0	0	13
2017	.146	23	7	41	1	6	0	1	0	5
Total	.193	75	59	202	16	39	5	1	0	18



#1

A.J. Lewis
Chicago, Ill.
Mount Carmel HS
Freshman // 5-9 // 188 // R-R

Outfield

- Went 0-for-2 with a strikeout in one appearance against Texas A&M
- Struck out swinging in only at-bat against Kentucky in the series opener
- Hit 0-for-4 with a run scored and two walks against Georgia
- Notched first RBI of the year after drawing a walk with the bases loaded in the third
- Recorded a strikeout in his only appearance against App State (3/11)
- Recorded a strikeout in his only plate appearance in the Kleberg Bank College Classic
- Recorded first career collegiate hit in game one against Eastern Michigan - it was a double
- Went 1-for-1 as a pinch hitter vs. EIU (3/7)
- Versatile high schooler who joins Mizzou with the ability to play across the infield or at catcher.

Year	Avg	GP	GS	AB	R	H	2B	3B	HR	RBI
2017	.050	13	4	20	1	1	1	0	0	1
Total	.050	13	4	20	1	1	1	0	0	1



#19

Armaan Painter
Atlanta, Ga.
The Westminster Schools
Freshman // 5-10 // 177 // L-L

First Base

- Drew a walk and recorded three putouts in the field in two appearances against Texas A&M
- Recorded two putouts at first base against Texas A&M CC (2/25) in the Kleberg Bank College Classic
- Tallied two runs scored and a walk in game two, good for a .500 OBP, in the season-opening series vs. EMU.
- Recorded a perfect fielding percentage in his only game played.
- Went 1-for-1 as a pinch hitter vs. EIU (3/7)

Year	Avg	GP	GS	AB	R	H	2B	3B	HR	RBI
2017	.000	6	0	6	2	0	0	0	0	0
Total	.000	6	0	6	2	0	0	0	0	0



OFFENSE COMES ALIVE MIDWEEK

Mizzou's bats broke out of a five-game slump in a big way Tuesday vs. Murray State. The Tigers hung 11 runs on the board, marking their first 10-run game since April 12 against Arkansas-Pine Bluff.

MIZZOU LEADS SEC IN STEALS

After 11 weeks of play, Mizzou has continued to be aggressive on the base paths, stealing an SEC-best 70 bases, a mark that ranks 24th nationally. Mizzou's 70 steals are already more than 57 single season totals since 1950.

Table with 3 columns: Rank, Year, Stolen Bases. Shows Mizzou's rank in stolen bases from 1985 to 2017.

PATIENT APPROACH

Mizzou has walked 228 times this season (4.96 per game), the best mark in the SEC and a mark that ranks 16th nationally. Mizzou walked 235 times last year (4.20 per game) as Mizzou is on pace to shatter that mark.

MIZZOU 13TH NATIONALLY IN HITS ALLOWED, WHIP

Under first-year pitching coach Patrick Hallmark, Mizzou has done an exceptional job limiting opponent's hits and walks. The Tigers are allowing just 7.59 hits per nine innings pitched, a mark that ranks 13th nationally.

HOMERS, DOUBLES ON THE RISE

Mizzou has slugged 40 homers and 87 doubles so far this season. The 40 homers are already nine more than Mizzou had a year ago and the Tigers are also on pace to hit 49 homers this season.

HARRIS' 12 HOMERS MOST BY A MIZZOU PLAYER SINCE 2010

Trey Harris' ninth-inning homer in the Saturday game at Ole Miss gave him 12 homers on the year. That is the most by a Mizzou player since 2010 when Aaron Senne hit 16 en-route to being named Big 12 Player of the Year.

MONTES DE OCA DEALS LAST SUNDAY

Junior RHP Bryce Montes De Oca was sensational in his last start last Sunday against a red-hot Texas A&M team. He reset career-highs in innings pitched (6.2) and strikeouts (nine) while allowing the fewest runs (one) and fewest hits (two) in his career.

HOUCK MOVING UP THE CAREER CHARTS

Mizzou junior ace RHP Tanner Houck now has 269 career strikeouts after striking out five Texas A&M batters last Friday. That ranks him alone in fifth in Mizzou program history, trailing Aaron Crow (277). Only Crow (277) and Kyle Gibson (304) have tallied more strikeouts in their first three seasons than Houck.

RECORD WHEN

Table listing various game records and statistics such as Overall, Conference, Home games, Night games, etc., with corresponding values.



HOUCK NAMED TO GOLDEN SPIKES AWARD MIDSEASON WATCH LIST

- Mizou Baseball ace RHP **Tanner Houck** was named to the Golden Spikes Award Midseason Watch List, announced Wednesday (April 12) by USA Baseball. Houck has earned a spot on the midseason watch list during each of the last three seasons, making him the first ever Mizou player to do so in each of his first three seasons.
- On the year, Houck is 3-7 with a 3.19 ERA in 73.1 innings pitched. He has struck out 72 batters in 11 starts and is limiting batters to .223 hitting on the year. Houck boasts a career 3.22 ERA in 41 career starts and has amassed 279.1 innings, striking out 269 in his career against only 58 walks. His 269 career strikeouts are the fifth-most in program history, ranking ahead of two-time Cy Young winner Max Scherzer, who had 232 from 2004-06. Houck is widely considered one of the top college arms and is expected to be drafted in the first round of this summer's Major League Baseball First Year Player Draft.

MIZZOU, GEORGIA MAKE HISTORY SATURDAY AT SUNTRUST

- Mizou's series finale at Georgia on April 8 was played at the brand new \$622 million home of Major League Baseball's Atlanta Braves, Suntrust Park. The announced crowd of 33,025 was the second-largest ever to take in a college baseball game, trailing only the 40,106 to watch San Diego State defeat Houston at Petco Park on March 11, 2004, in what was the soft opening for that major league park as well. Below is a look at the top attended games in college baseball history. Those labeled with an asterisk denote College World Series games.

Date	Teams	Venue	Attendance
3/11/2004	San Diego State vs. Houston	Petco Park	40,106
4/8/2017	Mizzou vs. Georgia	Suntrust Park	33,025
6/19/2008	LSU vs. North Carolina	Rosenblatt Stadium	30,422*
6/21/2006	Oregon State vs. Rice	Rosenblatt Stadium	30,335*
6/20/2007	North Carolina vs. Rice	Rosenblatt Stadium	29,921*
6/19/2007	UC Irvine vs. Arizona State	Rosenblatt Stadium	29,034*

DYNAMIC DUO IN THE BULLPEN

- The trend in baseball at all levels seems to be pitching your best relievers when the game is on the line and Mizou, under first year head coach **Steve Bieser** and first-year pitching coach **Patrick Hallmark**, has clearly subscribed to that theory. When Mizou broke spring camp for the regular season, two of its best pitchers were **Cole Bartlett** and **T.J. Sikkema**. While most would have put those two arms in the starting rotation, Mizou's coaching staff labeled them for the bullpen to pitch in the most high leverage situations, including eating multiple innings at a time. The results have been lights out thus far as Sikkema and Bartlett rank 1-2 on the team in ERA at 2.40 and 2.84, respectively. Bartlett, who filled a similar role last year, has appeared in 15 games this season and pitched multiple innings in 14 of those 15 appearances, earning five wins. Despite pitching multiple innings in 14 of 15 appearances, he has six shutout appearances and has nine appearances of 4.0 innings or more. He had his best outing of the season in a spot start at Ole Miss, allowing two earned runs in his first career complete game at Ole Miss. He did not walk a batter in the start.
- That brings us to Sikkema, who has been used much like the Cleveland Indians used Andrew Miller last year during their run to the World Series. Sikkema he had a win or a save (five wins, three saves) in eight consecutive appearances at one point this season. Sikkema made two appearances vs. Georgia and earned a 3.0-inning save in the series finale, allowing just two hits and no runs with three strikeouts over those shutout innings. He earned the win with the wind blowing straight out while taking a liner off of his plant foot in the Saturday game vs. No. 10 Kentucky, tossing the final 6.1 innings of that game. He has six wins and four saves, giving him 10 decisions in 15 appearances without a loss as a true freshman.
- On the year, the two have combined for 11 of Mizou's 27 wins with four of six saves. The duo has a combined 2.62 ERA in 113.1 innings of work with 104 strikeouts and just 93 hits. They are limiting batters to a combined .208 hitting this season.

15 FIRST-YEAR PLAYERS

- When Mizou takes the field this week, it will do so with 15 first-year players on its roster (8 freshmen and 7 junior college transfers). Additionally, Mizou has just two four-year players and just one lone senior on its 2017 roster, making the Tigers one of the youngest teams in the SEC. Of **Kirby McGuire** is the team's only senior but joined the program last season as he has been with the program just one year. Mizou has just two four-year players - RS juniors **Cole Bartlett** and **Ryan Lee**.
- Looking deeper at the numbers, Mizou has 34 players on its roster. Of the 34, 24 are first- or second-year players at Mizou. Mizou is one of only two SEC schools with just one senior on the roster. Below is a breakdown of the SEC schools:

School	First Year Players	Seniors
Mizzou	15	1
Georgia	17	1
Ole Miss	17	2
Vanderbilt	14	2
Florida	13	2
Mississippi State	16	3
South Carolina	16	4
Alabama	12	4
Texas A&M	16	5
Arkansas	18	6
Tennessee	17	7
Kentucky	13	7
LSU	13	9
Auburn	20	9

QUICK FACTS

Founded.....	1839
Enrollment.....	35,441
Nickname.....	Tigers
School Colors.....	Old Gold and Black
Home Field.....	Taylor Stadium at Simmons Field
Capacity.....	3,031
Affiliation.....	NCAA Division I
Conference.....	Southeastern Conference
Interim Chancellor.....	Hank C. Foley
Athletics Director.....	Jim Sterk
Athletic Department Phone.....	(573) 882-6501
Ticket Office Phone.....	(573) 884-7297
.....or 1-800-CAT-PAWS

HISTORY

First Year of Baseball.....	1891
All-Time Record.....	2,282-1,556-20
Conference Titles/Last.....	15/1980 (Big Eight)
No. of Years in CWS/Last.....	6/1964
Yrs. in NCAA Regionals/Last.....	15/2012
Last Postseason Opponent.....	Louisville
Result.....	L, 3-11 (2012 NCAA Tuscon Regional)

COACHING STAFF

Head Coach.....	Steve Bieser
Alma Mater.....	Southeast Missouri '89
Record at MU (Yrs.).....	28-18 (first year)
Overall Record (Yrs.).....	166-115 (4 years)
Best Time/Day to Reach.....	Contact SID
Assistant Coach.....	Patrick Hallmark
Alma Mater.....	Rice, '02
Assistant Coach.....	Lance Rhodes
Alma Mater.....	Southeast Missouri, '08
Director of Operations.....	Evan Pratte
Alma Mater.....	Southwest Missouri St. '91
Volunteer Assistant Coach.....	Dillon Lawson
Alma Mater.....	Lindenwood, '08
Graduate Assistant.....	Joe Migliaccio
Alma Mater.....	Oral Roberts, '13
Graduate Manager.....	Brett Peel
Alma Mater.....	Missouri, '15
Student Assistant.....	Brian McRae

TEAM INFORMATION

2016 Overall Record.....	26-30
.....	(15-13 home; 4-13 away; 7-4 neutral)
2016 SEC Record/Finish.....	9-21 / 6 th (east)
Lettermen Returning/Lost.....	19/9
Position Starters Returning/Lost.....	6/4
Pitchers Returning/Lost.....	4/1
Newcomers.....	15

STRATEGIC COMMUNICATIONS

Baseball Contact.....	Shawn Davis
Office Phone.....	(573) 882-0711
Cell Phone.....	(573) 268-4275
Fax.....	(573) 882-4720
Email.....	davisshaw@missouri.edu
Press Box Phone.....	(573) 884-8912
Mailing Address.....	P.O. Box 677
.....	Columbia, Mo. 65205
Shipping Address.....	357a Hearnes Center
.....	600 Stadium Blvd.
.....	Columbia, Mo. 65211



BOND NAMED TO JOHNNY BENCH AWARD WATCH LIST

- Mizzou Baseball junior catcher Brett Bond was added to the Johnny Bench Award Watch List, announced March 9 by the Greater Wichita Sports Commission. Bond is one of 85 catchers to make the watch list and this is the first time he has appeared on the list during his career. Bond is hitting .307/.386/.540 this season with nine homers while scoring 34 runs. He has also added 11 doubles and turned in Mizzou's first five-hit game since 2011 vs. Eastern Illinois (March 7). He finished a triple shy of the cycle Tuesday vs. Murray State as well. Additional candidates will be added to the watch list on May 1. The list will then be narrowed down to the semifinalists, whom will be announced May 17, 2017. Ballots will be sent to the national voting panel at the end of May for a vote to determine the three finalists, which will be announced June 5. A final vote among the national committee will occur during the College World Series. All finalists will be brought to Wichita and the winner will be announced at the 20th Annual Greater Wichita Sports Banquet on June 29.

BIESER, MIZZOU OFF TO HISTORIC START

- Something noteworthy is the start for first year head coach Steve Bieser. The former big leaguer-turned-skipper is now tied for the most wins ever by a first-year Mizzou coach and needs just one more win to pass the program record for wins in an initial season by a coach at Mizzou. Below is the list:

Table with 3 columns: Year, Coach, Wins. Lists historical coaching records from 1926 to 2017, highlighting Steve Bieser's 28 wins in 2017.

SIKKEMA HAS BEEN SICK

- Mizzou Baseball may have the best reliever in the nation in freshman LHP T.J. Sikkema. His numbers are downright ridiculous and he shows no sign of slowing down. He was named a Midseason First Team All-American by PerfectGame.com, the only freshman on the first team. Before Mizzou's game vs. SEMO on March 28, he had a win or a save in eight consecutive appearances. He earned a win in the Saturday game vs. Arkansas after pitching the final 4.0 innings, earned a three-inning save vs. Georgia in the series finale and earned a 6.1 inning win over No. 10 Kentucky. He even put together a personal 29.2 inning shutout streak at one point this season. Below is a look

Table with 5 columns: Stat, Total, SEC Rank, National, Freshmen Rank (National). Shows Sikkema's performance metrics like WHIP (0.85) and Hits/9 (5.43).

- In addition to ranking among the nation's elite in virtually every major pitching category, it is important to note that Sikkema has been used in more high-leverage situations out of Mizzou's bullpen than any other pitcher. Starting with his 2.2 inning save against nationally-ranked Houston on Feb. 24, he has been a true shut-down arm as Mizzou's coaching staff uses him whenever the game is on the line. That is evidenced by his eight consecutive decisions earlier this year and 10 total (six wins, four saves) without a loss.

UP NEXT

- Mizzou will be off next midweek for finals week at Mizzou. The Tigers then welcome SEC East foe South Carolina to Taylor Stadium, opening the final homestand of the year at Taylor Stadium. For all the latest on Mizzou Baseball, stay tuned to MUTigers.com and follow the team on Twitter (@MizzouBaseball) and like the team on Facebook and Instagram (Mizzou Baseball and missouri_baseball, respectively).

HIT STREAKS

REACHED BASE

MULTI HIT

MULTI RBI

Large table with 5 main columns: Hit Streaks, Reached Base, Multi Hit, Multi RBI. Each column contains a sub-table listing player names and their respective statistics.





MAX SCHERZER
2013, 2016 CY YOUNG WINNER

MAX SCHERZER // SP // WASHINGTON NATIONALS

► One could make the argument that **Max Scherzer** is the most successful professional athlete to ever come out of Mizzou, in any sport. A three-time MLB All-Star and two-time Cy Young winner, Scherzer has led the American League in wins twice and is coming off of a season that earned him his second Cy Young Award. He is just the sixth pitcher ever to earn the Cy Young in both the AL and the NL after earning the 2013 award with Detroit.

► Scherzer was sensational at Mizzou, earning Big 12 Pitcher of the Year honors in 2005 while being inducted into the 2012 Mizzou Athletics Hall of Fame class. He was drafted 11th overall in 2005 (the first ever Tiger to be drafted in the first round) and began a long line of Mizzou hurlers taken in the first round.

► Scherzer debuted in the major leagues on April 29, 2008. He earned the American League Cy Young in 2013, opening the season with a 12-0 mark while starting the All-Star Game. He surpassed the 1,000-strikeout mark that season and finished the regular season with a 21-3 record and a 2.90 ERA with a 0.97 WHIP and a career-high 240 strikeouts. He was the league's only 20-game winner that season and received 28 of 30 first-place votes in the Cy Young balloting that year.

► Scherzer signed a seven-year deal worth \$210 million with the Washington Nationals prior to the 2015 season. He tossed two no-hitters (one batter shy of a perfect game against the Pirates in June) and had two game scores of 97 or better, becoming the first to do that twice in a season since Pedro Martinez in 2000 - Nolan Ryan in 1990 is the only other pitcher to do so.



IAN KINSLER
4-TIME ALL-STAR
2016 AL GOLD GLOVE

IAN KINSLER // 2B // DETROIT TIGERS

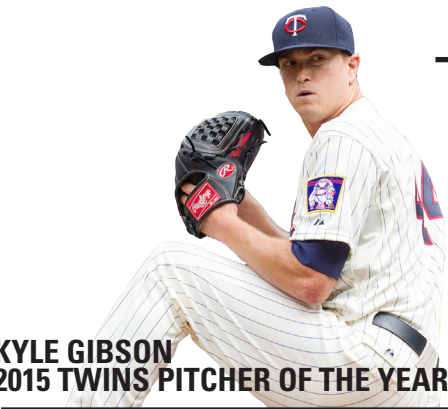
► Despite spending just one season at Mizzou, **Ian Kinsler** made quite an impact and was a star that helped lay the foundation for a Mizzou team that went to NCAA Regionals from 2003-09. His 2003 team was the first regional team at Mizzou since 1996. He was inducted into the Mizzou Athletics Hall of Fame in 2013.

► Kinsler is a four-time MLB All-Star, has twice joined the 30-30 club and was the 2014 Wilson Defensive Player of the Year winner at second base in 2014.

► He first joined the 30-30 club in 2009 and hit for the cycle that season as well. While with the Rangers, he set club records for leadoff homers and times stealing third base. He again went for 30-30 in 2011, again for the Rangers. That year, he hit a leadoff homer in each of the first two games of the season, becoming the first player to ever accomplish that feat.

► Kinsler was an All-Star in 2008, 2010, 2012 and 2014, doing so most recently with the Detroit Tigers.

► Kinsler earned his first career Gold Glove last season, honoring the top second baseman in the AL.



KYLE GIBSON
2015 TWINS PITCHER OF THE YEAR

KYLE GIBSON // SP // MINNESOTA TWINS

► After a successful career at Mizzou, **Kyle Gibson** was a first round draft pick in 2009, going 22nd overall to the Minnesota Twins. He made his major league debut in 2013 as Tommy John surgery slowed his progress to the major leagues.

► Serving as the Twins No. 3 starter in 2014, he had a breakout season in 2015, earning the club's Pitcher of the Year Award, tallying 11 wins and a 3.84 ERA in a team-high 194.2 innings, striking out 145 batters.

► Gibson has been touted as a possible breakout star in 2017, so he is certainly a pitcher to watch as the Twins have hopes of getting back to the postseason with Gibson heading the pitching staff.

AARON CROW // RP // CHICAGO CUBS

► **Aaron Crow** was the heir apparent to Max Scherzer and he was outstanding in college, guiding Mizzou to host the 2007 Columbia Regional. He went 23-8 with a 3.27 ERA in his college career and the highlight of his career came in 2006 when he earned his first career victory in a complete game over Pepperdine, staving off elimination in the regional round as Mizzou became the first ever #4 seed to win a regional that season.

► In 2007, Crow went 13-0 with a 2.35 ERA and was named Big 12 Pitcher of the Year with four complete game shutouts. He had a 43.1 shutout inning streak that season.

► Crow was drafted in the first round twice, going as high as ninth before electing to not sign with the Nationals in 2008. In 2006, he was drafted 12th by the Royals and wound up becoming an All-Star in 2011 with the club. He was moved to Miami but missed the 2014 season with Tommy John surgery.



AARON CROW
2011 ALL-STAR



MATT STITES
ARIZONA DIAMONDBACKS

NICK TEPESCH
MINNESOTA TWINS



STEVE BIESER

1st Season at Mizzou - Head Coach
Southeast Missouri, 1989

Career Record: 166-115 // 28-18 at Mizzou

@biesersr

Mizzou will usher in a new era of baseball as Steve Bieser has been tabbed as the next head coach, announced June 30. Bieser (pronounced: Bee-zer) will be Mizzou's 14th head coach and just the fourth since 1937. Bieser comes to Mizzou after an extremely successful career at Southeast Missouri, where he became the only coach ever to win three consecutive Ohio Valley Conference Championships and guided the Redhawks to their first NCAA Regional last year since 2002.

A two-time OVC Coach of the Year, Bieser won 35 or more games in each of his last three seasons at SEMO, a feat that had been accomplished just once before he took over the program in 2013. Bieser turned in a .587 winning percentage in his time at SEMO, the best among any coach in program history.

Bieser turned in a banner year in 2016, as he earned his 100th career victory and opened OVC play with a perfect 12-0 record, the best start in program history. The season culminated in a regular season OVC Championship, an OVC Tournament title and the school's first NCAA Regional since 2002, qualifying for the Starkville Regional at SEC Champion Mississippi State.

Prior to serving as SEMO's head coach beginning in 2013, Bieser was the pitching coach for his alma mater from 2011-12 and he carried his prowess for developing hurlers into his head coaching tenure. His most notable pupil was LHP Joey Lucchesi, who became the only pitcher to ever win OVC Pitcher of the Year in back-to-back season. Lucchesi shattered the Southeast Missouri and Ohio Valley single-season strikeout records while also consistently leading the nation in 2016 in the category. He became the first Southeast pitcher to win 10 games in 13 years. He was on the watch lists for the prestigious Golden Spike Award, as well as the College Baseball Hall of Fame's National Pitcher of the Year award.

Following the season, Lucchesi became the highest draft pick ever out of Southeast Missouri when he was selected in the fourth round (114th overall pick) by the San Diego Padres. He was one of two Redhawks drafted in 2016, marking the first time since 2012 that Southeast had multiple draft picks.

"I am truly honored and humbled to have the opportunity to be a part of the University of Missouri community and serve as the head baseball coach," Bieser said. "I can't express enough the gratitude I have for Interim Chancellor Foley, Athletic Director Mack Rhoades and the search committee for having the confidence in me to lead this program. When I started my coaching career, I had always dreamed of the opportunity to lead this program. There is a strong tradition and rich history of Missouri Tiger baseball. I understand the responsibility and I am fully committed and ready to continue building the tradition. As life-long Missourians, my family and I feel truly blessed to be part of the University of Missouri and the Columbia community."

Aside from success on the field, academic success was a hallmark of Bieser's program at SEMO. He mentored three Academic All-Americans, 10 Academic All-District picks, one OVC Scholar-Athlete, six OVC Medal of Honor recipients and 48 OVC Commissioner's Honor Roll selections. SEMO had at least a 3.0 cumulative grade-point-average in all four years under Bieser, grabbing one OVC Team Academic Award along the way.

After a successful playing career at SEMO, Bieser was drafted in the 32nd round of the 1989 MLB Draft by the Philadelphia Phillies. He played 13 years as a professional with nine of those years coming at AAA or higher. He made his Major League debut on April 1, 1997, with the New York Mets and played 60 career MLB games.



STEVE BIESER COACHING FILE

- 2004-2010: Head Coach at Vianney HS (St. Louis)
- 2011-12: Assistant Coach at SEMO
- 2013-2016: Head Coach at SEMO

STEVE BIESER PLAYING FILE

- 1989: Played at SEMO
- 1989: Drafted by the Philadelphia Phillies (32nd Round)
- 1997: Made Major League debut with New York Mets
- 1998: Played with Pittsburgh Pirates
- Played 13 seasons of pro baseball with nine being at AAA or higher.

STEVE BIESER AT A GLANCE

- 2016 OVC Coach of the Year
- 2014 OVC Coach of the Year
- One of just 15 coaches to win multiple OVC Coach of the Year awards
- 138-97 (.587) in four years at SEMO
- First OVC coach to win three consecutive OVC regular season titles
- SEMO was 67-23 in OVC play in three championship seasons
- SEMO record w/ 39 wins in 2016, breaking the mark of 37 set by 2014 team
- Guided SEMO to its first OVC Conference tournament title and NCAA Tournament appearance since 2002 last season.
- Earned his 100th career victory on Feb 22, 2016
- SEMO opened OVC play with a 12-0 record, the best start in school history
- Mentored three OVC Pitchers of the Year, an OVC Player of the Year, 11 First Team All-OVC members, eight Second Team selections, and two All-Freshman Team members.
- Coached LHP Joey Lucchesi to back-to-back OVC Pitcher of the Year awards, the only pitcher to ever accomplish that feat.
- Emphasis on academics while at SEMO, coaching six Academic All-Americans, 10 Academic All-District picks, one OVC Scholar-Athlete, six OVC Medal of Honor recipients and 56 OVC Commissioner's Honor Roll selections.
- SEMO had at least a 3.0 cumulative grade-point-average in all four years under Bieser, grabbing one OVC Team Academic Award along the way.
- Played in 60 Major League Baseball games between the New York Mets and Pittsburgh Pirates, boasting a .250 career average and .351 OBP.





No.	Name	Height	Weight	Position	B/T	Yr.	Hometown/Previous School
38	Aaron Armstrong	6-2	180	LHP	L/L	R-Fr.	Bloomington, Ill. / Normal Community
23	Johnny Balsamo	5-7	156	OF	L/L	Jr.	Kansas City, Mo. / Park Hill / Dodge City CC
36	Cole Bartlett	6-2	189	RHP	R/R	R-Jr.	Williamsburg, Ind. / Hagerstown
10	Matt Berler	5-11	178	INF	R/R	Jr.	Hoover, Ala. / Spain Park / Meridian CC
5	Brett Bond	6-1	216	C/INF	S/R	Jr.	St. Louis, Mo. /Westminster
44	Luke Boyster	6-0	201	RHP	R/R	Jr.	Imperial, Mo. / Seckman / St. Louis CC
8	Connor Brumfield	5-11	174	OF	L/R	So.	Columbia, Mo. / Rock Bridge
28	Liam Carter	6-7	196	RHP	R/R	R-So.	Highland Park, Ill. / Highland Park
25	Blake Charlton	6-3	218	RHP	R/R	Fr.	O'Fallon, Mo. / Christian Brothers
24	Chris Cornelius	5-11	181	INF	R/R	Fr.	St. Louis, Mo. / Vianney
46	Lake Dabney	6-7	203	LHP	L/L	R-So.	Driftwood, Texas / Dripping Springs
16	Alex Del Rio	5-11	178	C/OF	R/R	Jr.	Munster, Ind. / Munster
35	Cameron Dulle	6-3	194	RHP	R/R	R-So.	St. Louis, Mo. / Oakville
9	Robbie Glendinning	6-2	196	INF	R/R	Jr.	Scarborough, Australia / Northern Iowa Area CC
27	Nolan Gromacki	5-11	191	RHP	R/R	Jr.	Smithville, Mo. / Smithville High School
22	Trey Harris	5-10	219	INF/OF	R/R	Jr.	Powder Springs, Ga. / McEachern
11	Tanner Houck	6-5	218	RHP	R/R	Jr.	Collinsville, Ill. / Collinsville
45	Josh Konecek	6-1	200	RHP	R/R	Fr.	Chesterfield, Mo. / Parkway Central
48	Ryan Lee	6-3	207	RHP	R/R	R-Jr.	Grandview, Mo. / Grandview
1	AJ Lewis	5-9	188	INF/C	R/R	Fr.	Chicago, Ill. / Mount Carmel
7	Kirby McGuire	5-11	183	OF	R/R	Sr.	Round Rock, Texas / Round Rock / McClennan CC
30	Kameron Misner	6-4	219	OF	L/L	Fr.	Poplar Bluff, Mo. / Poplar Bluff
12	Nelson Mompierre	6-0	194	C	L/R	Jr.	Miami, Fla. / Columbus / Miami Dade College
43	Bryce Montes De Oca	6-7	261	RHP	R/R	Jr.	Lawrence, Kan. / Lawrence
6	Ian Nelson	5-9	186	INF	L/R	So.	Lake St. Louis, Mo. / Timberland
19	Armaan Painter	5-10	177	INF	L/L	Fr.	Atlanta, Ga. / The Westminster Schools
26	Michael Plassmeyer	6-2	197	LHP	L/L	So.	St. Louis, Mo. / DeSmet
3	Alex Samples	5-10	189	INF	R/R	Jr.	Bridgeport, Texas / Bridgeport / Navarro Junior College
4	Brian Sharp	6-1	201	INF/C	L/R	So.	Liberty, Mo. / Liberty North
40	Ty Shoaff	6-0	236	LHP	L/L	So.	Akron, Ohio / Walsh Jesuit
17	TJ Sikkema	6-0	217	LHP	L/L	Fr.	DeWitt, Iowa / Central Clinton
37	Evan Stoll	6-3	197	RHP	R/R	Fr.	Chesterfield, Mo. / Marquette
2	Andy Toelken	6-2	188	RHP	R/R	Jr.	Green Cove Springs, Fla. / Clay St. John's River St. CC

COACHING STAFF

Head Coach:	29	Steve Bieser (Southeast Missouri, 1989), 1 st season at Mizzou
Assistant Coaches:	20	Patrick Hallmark (Rice, 2002), 1 st season at Mizzou
	51	Lance Rhodes (Southeast Missouri, 2008), 1 st season at Mizzou
Director of Operations:		Evan Pratte (Southwest Missouri St., 1991), 20 th season at Mizzou
Volunteer Assistant:	21	Dillon Lawson (Transylvania, 2007), 1 st season at Mizzou
Graduate Manager:	13	Joe Migliaccio (Oral Roberts, 2013), 1 st season at Mizzou
Graduate Manager:	18	Brett Peel (Missouri, '15), 2 nd season at Mizzou
Student Manager:		Brian McRae, 1 st season at Mizzou

PRONUNCIATIONS

Balsamo:	ball-SUH-mo
Charlton:	Begins like charcoal
Dulle:	Dooley
Glendinning	glin-DEN-ing
Houck:	HOW-k
Konecek:	CONE-uh-sek
Misner:	MY-sner
Mompierre:	MOM-pee-air
Sikkema:	SICK-uh-muh
Stoll:	STOLE
Toelken:	TOLE-ken



No.	Name	Height	Weight	Position	B/T	Yr.	Hometown/Previous School
1	AJ Lewis	5-9	188	INF/C	R/R	Fr.	Chicago, Ill. / Mount Carmel
2	Andy Toelken	6-2	188	RHP	R/R	Jr.	Green Cove Springs, Fla. / Clay / St. John's River St. CC
3	Alex Samples	5-10	189	INF	R/R	Jr.	Bridgeport, Texas / Bridgeport / Navarro Junior College
4	Brian Sharp	6-1	201	INF/C	L/R	So.	Liberty, Mo. / Liberty North
5	Brett Bond	6-1	216	C/INF	S/R	Jr.	St. Louis, Mo. / Westminster
6	Ian Nelson	5-9	186	INF	L/R	So.	Lake St. Louis, Mo. / Timberland
7	Kirby McGuire	5-11	183	OF	R/R	Sr.	Round Rock, Texas / Round Rock / McClennan CC
8	Connor Brumfield	5-11	174	OF	L/R	So.	Columbia, Mo. / Rock Bridge
9	Robbie Glendinning	6-2	196	INF	R/R	Jr.	Scarborough, Australia / Northern Iowa Area CC
10	Matt Berler	5-11	178	INF	R/R	Jr.	Hoover, Ala. / Spain Park / Meridian CC
11	Tanner Houck	6-5	218	RHP	R/R	Jr.	Collinsville, Ill. / Collinsville
12	Nelson Mompierre	6-0	194	C	L/R	Jr.	Miami, Fla. / Columbus / Miami Dade College
16	Alex Del Rio	5-11	178	C/OF	R/R	Jr.	Munster, Ind. / Munster
17	TJ Sikkema	6-0	217	LHP	L/L	Fr.	DeWitt, Iowa / Central Clinton
19	Armaan Painter	5-10	177	INF	L/L	Fr.	Atlanta, Ga. / The Westminster Schools
22	Trey Harris	5-10	219	INF/OF	R/R	Jr.	Powder Springs, Ga. / McEachern
23	Johnny Balsamo	5-7	156	OF	L/L	Jr.	Kansas City, Mo. / Park Hill / Dodge City CC
24	Chris Cornelius	5-11	181	INF	R/R	Fr.	St. Louis, Mo. / Vianney
25	Blake Charlton	6-3	218	RHP	R/R	Fr.	O'Fallon, Mo. / Christian Brothers
26	Michael Plassmeyer	6-2	197	LHP	L/L	So.	St. Louis, Mo. / DeSmet
27	Nolan Gromacki	5-11	191	RHP	R/R	Jr.	Smithville, Mo. / Smithville High School
28	Liam Carter	6-7	196	RHP	R/R	R-So.	Highland Park, Ill. / Highland Park
30	Kameron Misner	6-4	219	OF	L/L	Fr.	Poplar Bluff, Mo. / Poplar Bluff
35	Cameron Dulle	6-3	194	RHP	R/R	R-So.	St. Louis, Mo. / Oakville
36	Cole Bartlett	6-2	189	RHP	R/R	R-Jr.	Williamsburg, Ind. / Hagerstown
37	Evan Stoll	6-3	197	RHP	R/R	Fr.	Chesterfield, Mo. / Marquette
38	Aaron Armstrong	6-2	180	LHP	L/L	R-Fr.	Bloomington, Ill. / Normal Community
40	Ty Shoaff	6-0	236	LHP	L/L	So.	Akron, Ohio / Walsh Jesuit
43	Bryce Montes De Oca	6-7	261	RHP	R/R	Jr.	Lawrence, Kan. / Lawrence
44	Luke Boyster	6-0	201	RHP	R/R	Jr.	Imperial, Mo. / Seckman / St. Louis CC
45	Josh Konecek	6-1	200	RHP	R/R	Fr.	Chesterfield, Mo. / Parkway Central
46	Lake Dabney	6-7	203	LHP	L/L	R-So.	Driftwood, Texas / Dripping Springs
48	Ryan Lee	6-3	207	RHP	R/R	R-Jr.	Grandview, Mo. / Grandview

COACHING STAFF

Head Coach:	29	Steve Bieser (Southeast Missouri, 1989), 1 st season at Mizzou
Assistant Coaches:	20	Patrick Hallmark (Rice, 2002), 1 st season at Mizzou
	51	Lance Rhodes (Southeast Missouri, 2008), 1 st season at Mizzou
Director of Operations:		Evan Pratte (Southwest Missouri St., 1991), 20 th season at Mizzou
Volunteer Assistant:	21	Dillon Lawson (Transylvania, 2007), 1 st season at Mizzou
Graduate Manager:	13	Joe Migliaccio (Oral Roberts, 2013), 1 st season at Mizzou
Graduate Manager:	18	Brett Peel (Missouri, '15), 2 nd season at Mizzou
Student Manager:		Brian McRae, 1 st season at Mizzou

PRONUNCIATIONS

Balsamo:	ball-SUH-mo
Charlton:	Begins like charcoal
Dulle:	Dooley
Glendinning:	glin-DEN-ing
Houck:	HOW-k
Konecek:	CONE-uh-sek
Misner:	MY-sner
Mompierre:	MOM-pee-air
Sikkema:	SICK-uh-muh
Stoll:	STOLE
Toelken:	TOLE-ken





BREAKDOWN

(Team record w/ player at that spot in parentheses.)

LEADOFF: 8 Connor Brumfield 42 (26-16) 30 Kameron Misner 2 (0-2) 7 Kirby McGuire 1 (1-0) 10 Matt Berler 1 (1-0) 2ND SPOT: 9 Robbie Glendinning 12 (10-2) 7 Kirby McGuire 10 (4-6) 24 Chris Cornelius 8 (7-1) 30 Kameron Misner 7 (3-4) 22 Trey Harris 6 (1-5) 10 Matt Berler 2 (2-0) 23 Johnny Balsamo 1 (1-0) 3RD SPOT: 30 Kameron Misner 18 (13-5) 22 Trey Harris 15 (6-9) 3 Alex Samples 4 (4-0) 4 Brian Sharp 4 (2-2) 9 Robbie Glendinning 4 (3-1) 5 Brett Bond 1 (0-1) CLEANUP: 5 Brett Bond 29 (20-9) 9 Robbie Glendinning 5 (1-4) 3 Alex Samples 4 (3-1) 12 Nelson Mompierre 4 (2-2) 4 Brian Sharp 2 (1-1) 22 Trey Harris 2 (1-1) 5TH SPOT: 4 Brian Sharp 11 (4-7) 22 Trey Harris 10 (9-1) 30 Kameron Misner 7 (5-2) 3 Alex Samples 5 (3-2) 12 Nelson Mompierre 4 (2-2) 5 Brett Bond 3 (1-2) 1 A.J. Lewis 2 (1-1) 9 Robbie Glendinning 3 (2-1) 10 Matt Berler 1 (1-0) 6TH SPOT: 4 Brian Sharp 11 (9-2) 9 Robbie Glendinning 10 (3-7) 3 Alex Samples 10 (4-6) 5 Brett Bond 5 (3-2) 30 Kameron Misner 5 (5-0) 12 Nelson Mompierre 3 (2-1) 22 Trey Harris 2 (2-0) 7TH SPOT: 3 Alex Samples 13 (9-4) 4 Brian Sharp 7 (3-4) 10 Matt Berler 7 (6-1) 22 Trey Harris 4 (4-0) 30 Kameron Misner 4 (2-2) 12 Nelson Mompierre 3 (0-3) 7 Kirby McGuire 2 (0-2) 9 Robbie Glendinning 2 (2-0) 24 Chris Cornelius 2 (1-1) 1 A.J. Lewis 1 (1-0) 23 Johnny Balsamo 1 (0-1) 8TH SPOT: 12 Nelson Mompierre 10 (9-1) 24 Chris Cornelius 8 (3-5) 4 Brian Sharp 7 (6-1) 6 Ian Nelson 5 (2-3) 10 Matt Berler 4 (3-1) 9 Robbie Glendinning 4 (1-3) 5 Brett Bond 3 (1-2) 9 Robbie Glendinning 3 (1-2) 7 Kirby McGuire 2 (2-0) 9TH SPOT: 24 Chris Cornelius 24 (14-10) 7 Kirby McGuire 7 (3-4) 10 Matt Berler 5 (4-1) 22 Trey Harris 3 (3-0) 6 Ian Nelson 2 (1-1) 30 Kameron Misner 2 (0-2) 12 Nelson Mompierre 1 (1-0) 9 Robbie Glendinning 1 (1-0) 4 Brian Sharp 1 (0-1)

Table with columns: Date, Opp., Leadoff, 2nd, 3rd, Cleanup, 5th, 6th, 7th, 8th, 9th. Rows list game dates and player lineups for each position.





BREAKDOWN

(Team record with player at that position in parentheses.)

Table listing player statistics by position: PITCHER, CATCHER, FIRST BASE, SECOND BASE, THIRD BASE, SHORTSTOP, LEFT FIELD, CENTER FIELD, RIGHT FIELD, DESIGNATED HITTER.

Main table with columns: Date, Opp., P, C, 1B, 2B, 3B, SS, LF, CF, RF, DH. Lists game-by-game player assignments.





Date	Opponent	23	10	5	8	24	9	22	1	7	30	12	6	19	3	4	16
		Balsamo	Berler	Bond	Brumfield	Cornelius	Glendinning	Harris	Lewis	McGuire	Misner	Mompierre	Nelson	Painter	Samples	Sharp	Alex Del Rio
2/17	E. Michigan	Def	---	5-0-1-2	5-1-1-0	5-1-3-0	4-0-2-0	---	3-0-1-0	1-0-0-0	4-0-1-0	1-0-0-0	---	---	5-0-2-0	4-0-0-0	---
2/18	E. Michigan	2-1-1-1	2-2-1-1	5-5-4-1	2-3-2-3	3-1-2-2	3-3-1-1	3-2-2-4	3-0-0-0	3-1-2-1	4-2-2-2	4-1-2-5	2-0-1-2	1-2-0-0	2-2-0-1	4-2-2-2	---
2/18	E. Michigan	---	---	2-1-1-1	2-1-1-0	3-1-0-0	2-1-1-0	3-0-1-0	---	---	4-1-2-1	4-0-1-1	---	---	4-0-1-1	4-1-1-1	---
2/19	E. Michigan	Def	3-0-2-1	5-2-3-1	4-2-2-1	3-0-1-1	---	1-0-0-0	4-0-0-0	2-0-0-0	5-0-3-1	1-0-0-0	0-0-0-0	---	4-1-1-0	4-2-2-0	---
2/23	TAMU CC	---	---	5-1-3-0	4-0-1-1	4-0-1-2	3-2-2-2	5-1-1-0	---	---	5-0-2-0	5-0-1-0	---	---	4-1-1-2	3-2-1-0	---
2/24	Houston	---	3-1-2-0	4-0-0-0	3-0-1-2	4-0-0-0	3-1-2-0	4-1-1-0	---	2-1-1-0	4-0-0-0	---	---	---	3-0-0-1	---	---
2/25	TAMU CC	0-0-0-0	5-0-1-0	4-2-2-2	5-2-2-1	4-0-0-0	4-0-1-1	3-2-2-1	1-0-0-0	1-0-0-0	5-1-3-2	---	1-0-0-0	Def	3-1-2-1	4-1-2-0	---
2/26	Illinois	---	3-0-0-0	5-1-2-2	5-2-3-0	---	5-2-2-0	4-0-1-0	---	---	5-0-0-1	3-0-1-2	---	---	4-2-2-0	4-0-0-0	---
3/3	UIC	---	3-1-2-1	2-2-1-1	5-0-3-1	3-0-0-1	4-0-0-0	4-2-1-1	---	---	3-0-0-0	---	---	---	3-1-0-0	3-1-0-0	---
3/4	UIC	3-1-1-0	2-2-1-1	3-0-0-0	5-0-1-0	4-0-2-0	---	0-1-0-0	---	---	4-1-3-1	3-0-2-1	3-0-0-0	---	---	4-1-0-0	---
3/5	UIC	---	4-1-1-0	4-1-2-1	5-0-0-0	4-1-1-2	Def	3-1-2-5	---	---	5-1-1-1	3-1-0-0	---	---	4-2-2-0	2-3-2-2	---
3/7	E. Illinois	---	4-0-0-0	5-3-5-1	---	3-1-1-2	5-3-3-1	4-1-2-4	1-0-0-0	4-0-1-1	4-1-1-0	---	1-0-0-0	1-0-0-0	4-1-0-1	4-0-2-0	---
3/8	W. Carolina	0-0-0-0	5-1-1-0	4-1-1-2	4-0-0-0	2-0-1-2	4-1-3-1	3-1-1-1	---	---	5-1-2-0	---	---	---	4-1-1-1	5-0-2-0	---
3/10	App State	---	---	4-0-0-0	3-1-0-0	3-0-0-0	5-1-2-0	3-0-1-1	---	---	5-1-2-2	3-1-2-0	---	---	4-0-0-0	3-0-1-0	---
3/11	App State	---	3-0-0-0	4-1-1-1	3-1-1-2	3-1-0-1	3-0-1-1	3-0-2-1	1-0-0-0	1-0-0-0	3-1-1-0	---	---	Def	1-1-0-0	1-2-1-0	---
3/12	App State	0-1-0-0	---	3-0-0-0	5-0-2-0	3-0-1-0	4-0-1-1	4-0-0-0	---	---	2-0-0-0	3-1-3-1	4-0-1-0	---	Def	4-1-2-1	---
3/14	Chicago St.	CANCELLED															
3/15	Chicago St.	2-0-0-0	7-2-3-2	5-1-0-0	5-0-1-3	5-0-1-1	6-0-1-0	4-1-2-1	---	2-1-0-0	4-1-1-0	2-0-1-0	---	Def	1-0-0-0	6-1-3-0	---
3/17	Alabama	Def	2-0-0-0	3-0-0-1	5-1-1-0	---	4-1-0-0	3-1-1-1	---	---	1-0-0-0	3-0-0-0	---	---	5-0-0-0	2-0-1-1	---
3/18	Alabama	---	4-1-2-0	4-0-1-1	5-2-5-1	2-2-0-0	4-0-2-2	3-0-0-0	---	---	4-0-1-2	1-0-0-0	1-0-0-0	---	1-1-0-0	5-1-1-0	---
3/19	Alabama	0-1-0-0	---	5-0-1-1	5-2-2-3	1-0-0-0	5-2-3-1	3-1-0-1	---	---	5-1-1-1	5-0-2-0	2-0-1-0	---	4-1-1-1	4-1-1-0	---
3/21	Little Rock	---	4-1-0-0	4-2-2-3	3-2-1-2	2-1-0-0	4-2-1-1	1-0-0-1	---	---	4-1-1-1	3-2-1-2	1-0-0-0	---	---	3-0-0-1	---
3/24	Arkansas	---	2-0-0-0	4-0-0-0	4-0-2-0	1-0-0-0	3-1-1-1	3-1-1-0	---	---	4-0-0-0	4-0-0-0	4-0-0-0	---	---	4-0-3-1	---
3/25	Arkansas	---	4-1-1-0	4-0-1-0	3-1-0-0	---	4-1-1-2	5-0-1-0	---	---	4-1-2-1	4-1-2-2	---	---	4-1-2-0	4-1-1-1	---
3/26	Arkansas	Def	3-1-1-0	5-1-1-0	3-1-0-0	---	2-0-1-0	4-1-1-3	---	Def	5-0-1-0	3-2-2-0	2-0-1-2	---	5-2-2-0	4-0-1-1	---
3/28	SEMO	Def	---	4-0-0-1	4-1-2-0	3-2-2-0	4-0-0-1	3-0-0-1	---	2-0-0-0	3-0-0-0	1-0-0-0	Def	---	4-1-2-0	4-1-3-2	---
3/31	Florida	Def	3-0-0-0	1-0-1-1	5-0-2-0	4-0-1-1	4-0-0-0	3-1-0-0	---	---	3-0-1-0	3-0-0-0	1-0-0-0	---	3-1-1-0	3-1-1-1	---
4/1	Florida	---	---	3-0-0-0	4-0-1-0	3-0-1-0	4-0-0-0	4-0-0-0	---	---	2-0-0-0	3-0-1-1	---	---	3-0-0-0	3-1-0-0	---
4/2	Florida	---	Def	3-0-1-0	4-0-1-0	2-1-0-0	2-0-1-0	4-0-1-0	---	2-0-1-0	5-0-0-0	2-0-1-0	---	---	3-0-1-0	3-0-0-0	1-0-0-0
4/4	Illinois	---	---	3-0-1-0	---	3-0-1-0	4-0-0-0	4-1-1-1	---	4-1-1-1	3-1-2-1	4-0-0-0	---	---	4-0-0-0	3-0-0-0	---
4/6	Georgia	Def	3-0-1-0	4-0-0-0	---	3-0-0-0	2-0-0-0	4-0-2-0	2-0-0-0	4-0-0-0	3-0-0-0	3-0-0-0	---	---	3-0-0-0	1-0-0-0	1-0-0-0
4/7	Georgia	---	3-0-0-0	---	---	4-0-1-2	---	4-2-2-2	2-1-0-1	3-3-1-0	4-1-1-0	4-0-0-0	1-0-0-0	---	4-1-1-2	4-0-0-0	---
4/8	Georgia	---	Def	3-1-1-0	4-0-0-0	3-0-0-0	3-0-0-0	3-2-1-3	---	4-1-2-0	4-1-0-0	2-0-1-0	1-0-0-0	---	3-0-1-2	3-1-2-1	---
4/11	Pine Bluff	0-1-0-0	---	3-1-1-2	4-0-3-2	4-0-0-0	3-1-1-0	4-2-1-3	---	3-1-2-0	3-4-3-4	1-0-1-1	2-0-0-0	1-0-0-0	3-1-1-1	4-1-0-0	1-1-1-0
4/12	Pine Bluff	1-0-0-0	1-0-0-0	1-0-0-0	5-2-3-2	4-3-3-3	4-1-1-0	4-1-1-0	Def	4-2-2-1	3-2-1-2	2-1-1-0	1-0-0-0	1-0-0-0	3-1-1-1	2-2-1-1	1-0-0-0
4/14	Kentucky	---	---	1-1-1-1	4-0-1-0	2-0-0-0	4-0-2-0	4-1-1-1	1-0-0-0	4-0-0-0	3-0-0-0	3-0-1-0	---	---	4-0-1-0	4-0-1-0	---
4/15	Kentucky	---	---	4-2-2-2	3-1-0-1	3-0-3-1	5-0-0-0	5-3-3-4	---	2-1-1-0	4-0-2-1	---	Def	---	4-1-1-0	3-1-0-0	---
4/16	Kentucky	---	---	4-1-2-1	4-0-1-0	3-0-0-0	3-0-0-0	2-0-0-0	---	1-0-0-0	3-0-0-0	3-0-0-0	---	---	3-0-1-0	4-0-0-0	---
4/18	MO State	0-0-0-0	---	3-0-0-1	5-2-2-0	4-0-0-0	4-0-2-1	---	---	4-0-2-0	5-1-2-0	4-0-2-1	3-0-0-0	---	0-0-0-0	4-0-0-0	---
4/21	Ole Miss	0-1-0-0	---	3-2-1-2	4-3-2-1	4-0-0-0	4-0-0-0	5-0-1-2	---	---	3-1-0-0	3-2-1-0	---	---	4-0-1-1	4-0-1-2	---
4/22	Ole Miss	1-0-0-0	---	3-0-1-0	4-0-0-0	3-0-1-0	2-0-0-0	3-1-1-1	Def	3-0-0-0	3-0-0-0	0-0-0-0	---	---	3-0-0-0	3-0-0-0	1-0-0-0
4/23	Ole Miss	---	---	4-0-0-0	4-0-0-0	3-0-3-2	3-1-2-2	5-1-2-0	---	4-1-1-0	4-1-2-0	1-0-0-0	---	---	5-1-1-1	4-1-1-0	---
4/25	MO State	---	---	4-0-2-1	4-0-0-0	3-0-0-0	3-0-0-0	3-0-0-0	Def	3-0-0-0	4-1-1-0	---	---	---	3-0-0-0	4-0-1-0	---
4/28	Texas A&M	1-0-0-0	---	2-0-0-0	3-0-1-0	3-0-0-0	3-1-1-0	3-0-0-0	2-0-0-0	4-0-2-1	2-0-0-0	---	2-0-0-0	1-0-0-0	2-0-0-0	1-0-0-0	---
4/29	Texas A&M	2-0-1-0	1-0-0-0	3-0-0-0	3-0-1-0	4-1-1-0	4-0-0-0	4-0-0-0	---	3-0-2-0	---	---	2-0-0-0	---	2-0-0-0	4-0-0-0	---
4/30	Texas A&M	1-0-0-0	Def	4-0-0-0	3-0-0-0	3-0-0-0	4-1-2-2	3-1-0-0	---	4-0-1-0	1-0-0-0	---	3-0-1-0	1-0-0-0	2-0-0-0	2-0-0-0	---
5/2	Murray St.	1-0-0-0	1-0-0-1	5-2-4-2	4-0-2-1	4-1-1-2	2-2-0-0	4-1-1-1	Def	5-2-2-0	4-2-2-1	---	4-1-1-1	---	1-0-0-1	---	---
5/5	Vanderbilt																
5/6	Vanderbilt																
5/7	Vanderbilt																
5/12	S. Carolina																
5/13	S. Carolina																
5/14	S. Carolina																
5/16	E. Kentucky																
5/18	Tennessee																
5/19	Tennessee																
5/20	Tennessee																





Date	Opponent	Score (W/L)	IP	H	R	ER	BB	SO	2B	3B	HR	WP	BK	HBP	DP	IBB	W-L	SV	ERA
2/17	E. Michigan	6-2 (L)	9.0	10	6	5	3	12	1	0	0	0	1	0	1	0	0-1	0	5.00
2/18	E. Michigan	27-9 (W)	9.0	11	9	5	7	7	2	0	0	2	1	0	0	0	1-1	0	5.00
2/18	E. Michigan	6-5 (W)	9.0	7	5	1	3	10	2	0	0	1	0	3	0	1	2-1	0	3.67
2/19	E. Michigan	7-2 (W)	9.0	7	2	2	3	7	1	0	0	1	0	0	0	0	3-1	0	3.25
2/23	TAMU CC	7-6 (W)	9.0	10	6	4	7	8	3	0	0	1	0	0	3	0	4-1	0	3.40
2/24	Houson	4-2 (W)	9.0	7	2	2	0	7	1	0	2	0	0	2	2	0	5-1	1	3.17
2/25	TAMU CC	9-0 (W)	9.0	1	0	0	0	15	0	0	0	0	0	0	0	0	6-1	1	2.71
2/26	Illinois	7-6 (W)	9.0	11	6	5	4	14	0	0	2	0	0	0	0	0	7-1	1	3.00
3/3	UIC	7-2 (W)	9.0	5	2	1	0	12	2	0	0	0	0	4	0	0	8-1	1	2.78
3/4	UIC	6-4 (W)	9.0	7	4	3	1	13	1	0	0	0	1	1	0	0	9-1	1	2.80
3/5	UIC	11-10 (W)	9.0	14	10	9	2	6	2	0	3	1	0	1	0	0	10-1	1	3.36
3/7	E. Illinois	10-1 (W)	9.0	4	1	1	2	12	0	0	0	1	0	3	1	0	11-1	1	3.17
3/8	W. Carolina	7-6 (W)	10.0	8	6	5	4	8	4	0	0	1	1	1	1	0	12-1	1	3.20
3/10	App State	4-0 (W)	9.0	4	0	0	3	8	1	0	0	1	0	1	0	0	13-1	2	2.98
3/11	App State	7-1 (W)	9.0	3	1	1	3	11	0	0	0	0	0	1	2	0	14-1	2	2.85
3/12	App State	3-2 (W)	9.0	3	2	2	2	8	0	0	1	0	0	0	0	0	15-1	2	2.79
3/14	Chicago State	CANCELED																	
3/15	Chicago State	7-6 (W)	13.0	9	6	3	5	16	3	0	1	0	0	0	2	0	16-1	2	2.73
3/17	Alabama	3-0 (W)	9.0	2	0	0	4	14	1	0	0	0	0	1	1	0	17-1	3	2.59
3/18	Alabama	7-4 (W)	9.0	7	4	4	2	5	2	0	1	1	0	0	0	0	18-1	3	2.66
3/19	Alabama	9-5 (W)	9.0	9	5	3	8	11	3	0	0	1	0	2	1	0	19-1	4	2.68
3/21	Little Rock	11-8 (W)	9.0	7	8	5	5	6	1	1	0	2	0	1	1	0	20-1	5	2.78
3/24	Arkansas	9-2 (L)	9.0	14	9	7	3	12	1	1	0	1	0	1	0	0	20-2	5	2.97
3/25	Arkansas	7-2 (W)	9.0	8	2	2	3	7	1	0	1	0	1	1	1	0	21-2	5	2.93
3/26	Arkansas	9-8 (L)	9.0	12	9	4	0	9	1	0	3	0	0	0	0	0	21-3	5	2.97
3/28	SEMO	6-5 (L)	9.0	9	6	6	5	11	3	0	1	1	0	1	0	0	21-4	5	3.09
3/31	Florida	4-3 (L)	9.0	9	4	3	2	9	1	0	1	0	0	3	1	0	21-5	5	3.09
4/1	Florida	2-1 (L)	9.0	8	2	2	1	4	1	0	1	0	0	1	2	0	21-6	5	3.05
4/2	Florida	2-1 (L)	9.0	5	2	2	3	5	2	0	1	0	0	1	4	0	21-7	5	3.01
4/4	Illinois	5-3 (L)	9.0	7	5	5	6	11	1	0	3	0	0	0	0	1	21-8	5	3.08
4/6	Georgia	3-0 (L)	8.0	6	3	3	1	5	1	1	1	2	0	1	1	0	21-9	5	3.09
4/7	Georgia	8-5 (W)	9.0	14	5	4	5	8	2	0	0	0	0	0	1	0	22-9	5	3.12
4/8	Georgia	6-1 (W)	9.0	4	1	1	5	9	1	0	0	2	0	1	0	0	23-9	6	3.05
4/11	Pine Bluff	13-1 (W)	9.0	2	1	1	1	7	1	0	0	0	0	1	0	0	24-9	6	2.99
4/12	Pine Bluff	15-6 (W)	9.0	5	6	6	8	6	0	0	1	1	0	1	1	0	25-9	6	3.08
4/14	Kentucky	5-2 (L)	9.0	6	5	2	2	8	1	0	1	0	1	3	1	0	25-10	6	3.05
4/15	Kentucky	9-8 (W)	9.0	9	8	8	2	5	1	0	4	0	0	2	1	0	26-10	6	3.18
4/16	Kentucky	6-1 (L)	9.0	8	6	5	4	8	1	0	0	1	0	3	2	0	26-11	6	3.23
4/18	MO State	5-3 (L)	9.0	6	5	3	4	9	2	0	1	0	0	1	0	1	26-12	6	3.23
4/21	Ole Miss	9-3 (W)	9.0	10	3	2	0	3	0	0	0	0	0	0	4	0	27-12	6	3.19
4/22	Ole Miss	3-1 (L)	8.0	5	3	3	3	7	1	0	0	0	0	2	0	0	27-13	6	3.20
4/23	Ole Miss	9-6 (L)	8.0	9	9	8	7	6	2	0	1	2	0	0	2	0	27-14	6	3.32
4/25	MO State	5-1 (L)	8.0	9	5	5	4	5	1	0	3	0	0	1	0	0	27-15	6	3.37
4/28	Texas A&M	11-1 (L)	9.0	14	11	6	4	15	0	1	1	0	1	2	0	0	27-16	6	3.43
4/29	Texas A&M	7-1 (L)	9.0	11	7	6	1	8	3	0	0	0	0	2	1	0	27-17	6	3.49
4/30	Texas A&M	7-2 (L)	9.0	8	7	7	4	11	1	1	1	1	0	3	0	0	27-18	6	3.57
5/2	Murray State	11-1 (W)	9.0	6	0	0	3	9	1	0	0	0	0	0	0	0	28-18	6	3.49
5/5	Vanderbilt																		
5/6	Vanderbilt																		
5/7	Vanderbilt																		
5/12	S. Carolina																		
5/13	S. Carolina																		
5/14	S. Carolina																		
5/16	E. Kentucky																		
5/18	Tennessee																		
5/19	Tennessee																		
5/20	Tennessee																		





Date	Opponent	Score (W/L)	AB	R	H	RBI	2B	3B	HR	BB	IBB	SB	CS	HBP	SAC	SF	GDP	K	PO	A	E	Avg.
2/17	E. Michigan	6-2 (L)	37	2	11	2	2	0	0	4	0	0	1	0	0	0	0	9	27	12	1	.297
2/18	E. Michigan	27-9 (W)	43	27	22	26	7	2	1	12	0	1	0	4	0	4	1	5	27	17	4	.412
2/18	E. Michigan	6-5 (W)	28	6	9	5	0	0	0	8	0	1	2	1	1	1	0	4	27	13	6	.389
2/19	E. Michigan	7-2 (W)	36	7	14	5	3	1	1	4	0	1	0	3	1	1	0	7	27	17	0	.389
2/23	TAMU CC	7-6 (W)	38	7	13	7	3	0	2	5	0	0	2	0	2	0	0	10	27	13	3	.389
2/24	Houston	4-2 (W)	30	4	7	3	3	0	0	2	0	1	1	1	1	1	0	13	27	13	1	.358
2/25	TAMU CC	9-0 (W)	40	9	15	8	5	1	0	6	0	2	0	0	0	0	1	9	27	10	1	.361
2/26	Illinois	7-6 (W)	38	7	11	5	5	0	0	4	0	0	0	0	0	0	1	14	27	8	1	.352
3/3	UIC	7-2 (W)	30	7	8	5	1	0	1	5	0	1	1	1	0	1	1	9	27	10	1	.344
3/4	UIC	6-4 (W)	31	6	10	3	3	0	0	5	0	4	0	0	0	1	3	4	27	7	1	.342
3/5	UIC	11-10 (W)	34	11	11	11	1	0	4	5	0	0	0	0	0	0	1	6	27	9	4	.340
3/7	E. Illinois	10-1 (W)	40	10	15	10	3	0	1	3	0	1	0	0	0	0	0	10	27	9	0	.344
3/8	W. Carolina	7-6 (W)	36	7	12	7	5	1	2	7	1	0	0	1	2	1	1	7	30	12	2	.343
3/10	App State	4-0 (W)	33	4	8	3	1	0	0	7	0	3	1	0	0	0	0	9	27	11	3	.336
3/11	App State	7-1 (W)	26	7	7	6	1	0	0	6	0	3	2	1	1	3	0	11	27	11	0	.333
3/12	App State	3-2 (W)	32	3	10	3	1	0	2	5	1	1	1	0	1	0	1	6	27	12	1	.332
3/14	Chicago St.	CANCELED																				
3/15	Chicago St.	7-6 (W)	49	7	13	7	2	0	0	14	0	9	1	0	0	7	0	7	39	17	7	.326
3/17	Alabama	3-0 (W)	28	3	3	3	0	0	1	13	0	1	0	0	0	1	0	14	27	7	2	.316
3/18	Alabama	7-4 (W)	34	7	12	6	1	1	0	8	0	2	0	0	0	2	3	6	27	8	0	.318
3/19	Alabama	9-5 (W)	39	9	12	8	1	0	0	5	0	7	0	1	0	1	0	7	27	11	1	.318
3/21	Little Rock	11-8 (W)	29	11	6	11	0	1	0	11	0	1	0	2	1	1	0	9	27	15	2	.313
3/24	Arkansas	9-2 (L)	33	2	7	2	1	0	1	2	0	0	1	0	0	0	0	11	27	13	2	.309
3/25	Arkansas	7-2 (W)	36	7	11	6	2	0	3	2	0	2	0	0	0	0	0	14	27	13	1	.309
3/26	Arkansas	9-8 (L)	36	8	11	6	2	0	0	9	0	1	0	0	0	1	0	8	27	10	3	.309
3/28	SEMO	6-5 (L)	32	5	9	5	1	0	0	2	0	0	2	2	2	2	0	6	27	13	0	.308
3/31	Florida	4-3 (L)	33	3	7	3	3	0	0	1	0	1	0	3	1	0	0	8	27	12	1	.304
4/1	Florida	2-1 (L)	29	1	3	1	1	0	0	3	0	1	0	0	0	0	0	4	27	13	0	.298
4/2	Florida	2-1 (L)	31	1	7	0	1	0	0	1	0	0	0	1	0	0	2	7	27	15	0	.296
4/4	Illinois	5-3 (L)	32	3	6	3	0	0	3	2	0	0	0	2	0	0	1	10	27	8	0	.292
4/6	Georgia	3-0 (L)	31	0	3	0	0	0	0	2	0	0	0	0	0	0	0	17	24	11	1	.286
4/7	Georgia	8-5 (W)	33	8	6	7	0	0	1	4	0	3	0	1	1	0	0	11	27	9	1	.283
4/8	Georgia	6-1 (W)	33	6	8	6	1	0	1	8	0	2	2	0	0	0	1	12	27	10	2	.282
4/11	Pine Bluff	13-1 (W)	36	13	14	13	6	1	1	6	0	6	1	0	0	0	1	4	27	9	1	.285
4/12	Pine Bluff	15-6 (W)	37	15	14	10	1	1	2	8	0	5	1	0	0	1	1	2	27	12	2	.288
4/14	Kentucky	5-2 (L)	34	2	8	2	0	0	2	1	0	1	1	0	0	0	0	12	27	13	2	.287
4/15	Kentucky	9-8 (W)	33	9	12	9	2	0	5	5	0	1	1	1	0	0	1	12	27	9	0	.289
4/16	Kentucky	6-1 (L)	30	1	4	1	0	0	1	2	0	0	0	1	0	0	1	8	27	16	1	.285
4/18	MO State	5-3 (L)	36	3	10	3	2	0	0	1	0	1	0	0	1	1	1	10	27	11	2	.285
4/21	Ole Miss	9-3 (W)	34	9	7	8	4	0	2	4	0	1	0	2	1	0	0	10	27	19	0	.283
4/22	Ole Miss	3-1 (L)	29	1	3	1	1	0	1	6	0	2	0	0	0	0	0	12	24	4	0	.279
4/23	Ole Miss	9-6 (L)	37	6	12	5	5	0	0	3	0	1	1	0	0	1	0	6	24	6	2	.280
4/25	MO State	5-1 (L)	31	1	4	1	1	0	0	0	0	0	0	1	0	0	1	7	24	4	0	.277
4/28	Texas A&M	11-1 (L)	29	1	4	1	1	0	0	3	0	1	1	0	1	0	0	9	27	10	3	.274
4/29	Texas A&M	7-1 (L)	32	1	5	0	0	0	0	3	0	1	1	1	0	0	0	12	27	13	2	.272
4/30	Texas A&M	7-2 (L)	31	2	4	2	0	0	1	1	0	0	2	1	0	0	0	13	27	12	2	.269
5/2	Murray State	11-1 (W)	35	11	13	10	4	0	1	4	0	1	1	3	0	1	0	4	27	9	0	.271
5/5	Vanderbilt																					
5/6	Vanderbilt																					
5/7	Vanderbilt																					
5/12	S. Carolina																					
5/13	S. Carolina																					
5/14	S. Carolina																					
5/16	E. Kentucky																					
5/18	Tennessee																					
5/19	Tennessee																					
5/20	Tennessee																					





Hitting

Table listing hitting statistics such as At bats, Runs scored, Hits, RBIs, Doubles, Triples, Home runs, Total bases, Walks, Strikeouts, Sac hits, Sac flies, Stolen bases, Hit by pitch, Caught stealing, Runners LOB, and Hit into DP.

Fielding

Table listing fielding statistics including Putouts, Assists, Errors, Passed balls, and DP's turned.

Pitching

Table listing pitching statistics such as Innings pitched, Runs allowed, Earned runs, Walks allowed, Strikeouts, Hits allowed, Doubles allowed, Triples allowed, Homers allowed, Wild pitches, and Hit batters.

Hitting

Table listing hitting statistics for individual players, including At bats, Runs scored, Hits, RBIs, Doubles, Triples, Home runs, Total bases, Walks, Strikeouts, Sac hits, Sac flies, Stolen bases, Hit by pitch, Caught stealing, and Runners LOB.

Fielding

Table listing fielding statistics for individual players, including Putouts, Assists, Errors, Passed balls.

Pitching

Table listing pitching statistics for individual players, including Innings pitched, Runs allowed, Earned runs, Walks allowed, Strikeouts, Hits allowed, Doubles allowed, Triples allowed, Homers allowed, Wild pitches.

A Mizzou team had:

Table listing team hitting and fielding statistics, including 30 Runs, 25 Hits, 20 Runs, 15 Runs, 25 Hits, 20 Hits, 15 Hits, 10 Doubles, 8 Doubles, 7 Doubles, 6 Doubles, 6 Triples, 4 Triples, 3 Triples, 7 Home Runs, 6 Home Runs, 5 Home Runs, 4 Home Runs, 15 Walks, 10 Walks, 6 Hit-by-pitches, 5 Hit-by-pitches, 8 Stolen Bases, A 10-Run Inning, Shutout Opponent, Shutout SEC Opponent, Back-to-Back Shutouts, A Tie, A Rain Delay, A Rain-Shortened Game, A Cancellation, A Postponement, An Extra-Inning Game, A 3-Game Series Sweep, A 3-Game Conference Series Sweep, A 4-Game Series Sweep, A Doubleheader Sweep, A Run-Rule Victory, 5 Double Plays, A Triple Play, Had a multi HR inning, A 3-Homer Inning, Back-to-Back Homers, A one-hitter.

A Mizzou hitter had:

Table listing individual hitting statistics for Mizzou players, including At-bats, Hits, Doubles, Triples, Home runs, Total bases, Walks, Strikeouts, HR, 2 HR, Leadoff HR, Pinch Hit HR, Inside-the-Park HR, Walk-off HR, Walk-off Hit, Scored on Walk-Off Error, Walk-off Walk, Grand Slam, 9 RBI, 8 RBI, 6 RBI, 5 RBI, 15 TBs, 6 Walks, 4 Walks, 4 SBs, 3 SBs, 3 HBPs.

A Mizzou pitcher had:

Table listing individual pitching statistics for Mizzou players, including A Perfect Game, A No-Hitter, A Nine-Inning Complete Game, A Seven-Inning Complete Game, A Nine-Inning CG-SO, A Seven-Inning CG-SO, 20 K's, 15 K's, 10 K's.





OVERALL: 28-18 • SEC: 8-13
HOME: 15-11 • AWAY: 6-4 • NEUTRAL: 7-2

Table with columns: Date, Opponent, Score (W/L), MU (r h e / r h e), Opp. (r h e), Inns, Att, Time, MU Decision, Notes. Rows include games against Michigan, TAMU CC, Houston, Illinois, UIC, W. Carolina, App State, Chicago St., Alabama, Arkansas, SEMO, Florida, Georgia, Pine Bluff, Kentucky, Missouri St., Ole Miss, MO State, Texas A&M, Murray State, and Vanderbilt.

Current Streak: Won 1
Longest winning streak: 20
Longest losing streak: 7
Home attendance: 19698
Away/neutral attend: 76498
Total attendance: 96196

Summary table with columns: 1, 2, 3, 4, 5, 6, 7, 8, 9, EX, Total. Rows: Mizzou (24, 20, 29, 26, 32, 28, 25, 32, 16, 4, 280), Opponents (29, 25, 23, 28, 27, 18, 21, 21, 15, 2, 209)





The Automated ScoreBook
Overall Statistics for Mizzou (as of May 02, 2017)
(All games Sorted by Batting avg)

Record: 28-18 Home: 16-12 Away: 6-4 Neutral: 6-2 Conference: 8-13

Table with columns: Player, avg, gp-gs, ab, r, h, 2b, 3b, hr, rbi, tb, slg%, bb, hp, so, gdp, ob%, sf, sh, sb-att, po, a, e, fld%. Lists player statistics for 20 players and totals/opponents.

LOB - Team (379), Opp (321). DPs turned - Team (37), Opp (31). CI - Team (3), BOND 2, MOMPIERRE 1, Opp (3). IBB - Team (2), BRUMFIELD 1, CORNELIUS 1, Opp (3). Picked off - GLENDINNING 2, BRUMFIELD 1, MISNER 1.

(All games Sorted by Earned run avg)

Table with columns: Player, era, w-l, app, gs, cg, sho, sv, ip, h, r, er, bb, so, 2b, 3b, hr, b/avg, wp, hp, bk, sfa, sha. Lists pitcher statistics for 20 pitchers and totals/opponents.

PB - Team (9), BOND 8, MOMPIERRE 1, Opp (7). Pickoffs - Team (4), MONTES 1, BOND 1, TOELKEN 1, PLASSMEYER 1, Opp (4). SBA/ATT - BOND (24-33), MOMPIERRE (9-14), HOUCK (9-14), MONTES (11-13), BARTLETT (4-6), SIKKEMA (2-5), TOELKEN (1-5), DULLE (2-3), PLASSMEYER (2-3), CARTER (0-1), GROMACKI (1-1), SHOAFF (0-1), LEE (1-1).





The Automated ScoreBook
Conference statistics for Mizzou (as of Apr 30, 2017)
(Conference games only Sorted by Batting avg)

Record: 8-13 Home: 2-10 Away: 5-3 Neutral: 1-0 Conference: 8-13

Player	avg	gp-gs	ab	r	h	2b	3b	hr	rbi	tb	slg%	bb	hp	so	gdp	ob%	sf	sh	sb-att	po	a	e	fld%	
7 Kirby McGuire	.289	13-10	38	6	11	1	0	0	1	12	.316	5	2	14	0	.400	0	0	4-5	4	0	1	.800	
8 Connor Brumfield	.270	19-19	74	11	20	1	1	1	6	26	.351	15	0	16	0	.393	0	0	5-7	48	3	0	1.000	
12 Nelson Mompierre	.244	17-13	45	5	11	4	0	1	3	18	.400	7	0	10	0	.346	0	0	0-0	42	6	0	1.000	
22 Trey Harris	.234	21-21	77	16	18	1	0	8	18	43	.558	13	3	10	2	.362	1	2	3-4	38	1	0	1.000	
9 Robbie Glendinning	.232	20-19	69	8	16	3	0	3	10	28	.406	8	1	29	0	.316	1	0	4-5	37	50	5	.946	
24 Chris Cornelius	.216	18-18	51	4	11	3	0	0	6	14	.275	7	0	16	2	.305	1	0	1-1	21	45	5	.930	
3 Alex Samples	.209	20-18	67	9	14	4	0	0	7	18	.269	5	1	24	1	.274	0	0	2-2	9	40	2	.961	
5 Brett Bond	.209	20-17	67	8	14	3	0	5	10	32	.478	7	1	22	1	.289	1	0	0-0	117	15	3	.978	
4 Brian Sharp	.203	21-20	69	8	14	5	0	1	8	22	.319	10	0	25	0	.296	2	0	1-3	173	12	4	.979	
30 Kameron Misner	.164	20-20	67	6	11	0	0	0	5	11	.164	8	2	24	2	.273	0	2	6-9	24	1	1	.962	

10 Matt Berler	.200	12-7	25	3	5	1	0	0	0	6	.240	2	0	10	0	.259	0	0	0-0	25	11	2	.947	
23 Johnny Balsamo	.200	10-1	5	2	1	0	0	0	0	1	.200	1	1	3	0	.429	0	0	2-2	0	0	0	.000	
6 Ian Nelson	.158	11-4	19	0	3	0	0	0	2	3	.158	1	1	3	0	.238	0	0	0-0	5	17	1	.957	
1 A.J. Lewis	.000	5-2	7	1	0	0	0	0	1	0	.000	2	0	5	0	.222	0	0	0-0	3	2	0	1.000	
16 Alex Del Rio	.000	3-0	3	0	0	0	0	0	0	0	.000	0	0	1	0	.000	0	0	0-0	0	0	0	.000	
19 Armaan Painter	.000	2-0	2	0	0	0	0	0	0	0	.000	1	0	1	0	.333	0	0	0-0	3	0	0	1.000	
Totals	.218	21	685	87	149	26	1	19	77	234	.342	92	12	213	8	.318	6	4	28-38	558	234	26	.968	
Opponents	.254	21	702	105	178	27	4	17	94	264	.376	64	29	169	18	.338	6	11	15-23	561	198	24	.969	

LOB - Team (153), Opp (150). DPs turned - Team (23), Opp (12). CI - Team (1), BOND 1, Opp (2). Picked off - GLENDINNING 1, MISNER 1, BRUMFIELD 1.

(Conference games only Sorted by Earned run avg)

Player	era	w-l	app	gs	cg	sho	sv	ip	h	r	er	bb	so	2b	3b	hr	b/avg	wp	hp	bks	sfa	sha		
36 Cole Bartlett	2.23	3-1	8	2	1	0/0	0	36.1	40	18	9	8	26	3	1	2	.288	1	5	0	1	3		
17 TJ Sikkema	3.16	2-0	10	0	0	0/1	3	31.1	19	12	11	11	26	4	1	1	.171	0	3	0	0	2		
11 Tanner Houck	3.33	1-6	7	7	2	0/1	0	48.2	40	24	18	12	44	9	1	3	.221	2	10	1	2	1		
43 Bryce Montes De Oca	3.60	1-4	5	5	0	0/0	0	25.0	14	12	10	17	22	3	0	1	.179	4	4	0	3	2		
26 Michael Plassmeyer	7.89	1-1	7	5	0	0/0	0	21.2	35	20	19	3	21	4	0	7	.361	1	4	1	0	1		

44 Luke Boyster	0.00	0-0	1	0	0	0/0	0	2.1	1	0	0	1	6	0	0	0	.125	0	1	0	0	0		
27 Nolan Gromacki	1.80	0-0	5	0	0	0/0	0	5.0	2	1	1	1	7	1	0	0	.118	1	0	0	0	0		
48 Ryan Lee	3.86	0-0	2	0	0	0/0	0	2.1	4	1	1	2	0	1	0	0	.500	1	0	0	0	1		
35 Cameron Dulle	5.40	0-0	3	0	0	0/0	0	3.1	7	4	2	3	5	0	0	0	.389	0	1	0	0	0		
40 Ty Shoaff	8.44	0-0	6	0	0	0/0	0	5.1	5	5	5	3	8	0	0	2	.250	0	0	1	0	0		
28 Liam Carter	9.00	0-0	1	0	0	0/0	0	1.0	1	1	1	0	1	0	1	0	.250	0	0	0	0	0		
2 Andy Toelken	12.27	0-1	3	2	0	0/0	0	3.2	10	7	5	3	3	2	0	1	.476	1	1	0	0	1		
Totals	3.97	8-13	21	21	3	1/1	3	186.0	178	105	82	64	169	27	4	17	.254	11	29	3	6	11		
Opponents	3.37	13-8	21	21	1	1/1	9	187.0	149	87	70	92	213	26	1	19	.218	17	12	1	6	4		

PB - Team (4), BOND 4, Opp (4). Pickoffs - Team (1), BOND 1, Opp (3). SBA/ATT - BOND (12-15), MONTES (7-9), HOUCK (4-7), MOMPIERRE (3-6), SIKKEMA (2-2), BARTLETT (0-1), PLASSMEYER (0-1), DULLE (1-1), SHOAFF (0-1), GROMACKI (1-1).