

Louisville Basketball Quick Facts

Location	Louisville, Ky. 40292
Founded / Enrollment	1798 / 22,000
Nickname/Colors	Cardinals / Red and Black
Conference	BIG EAST
Home Court	KFC Yum! Center (22,000)
President	Dr. James Ramsey
Vice President for Athletics	Tom Jurich
Head Coach	Rick Pitino (UMass '74)
U of L Record	251-96 (11th yr.)
Overall Record	605-224 (27th yr.)
Asst. Coaches	Richard Pitino, Wyking Jones, Kevin Keatts
Dir. of Basketball Operations	Mark Lieberman
All-Time Record	1,637-854 (98th yr.)
All-Time NCAA Tournament Record	60-39
(37 Appearances, Eight Final Fours, Two NCAA Championships - 1980, 1986)	
Important Phone Numbers	
Athletic Office	(502) 852-5732
Basketball Office	(502) 852-6651
Sports Information Office	(502) 852-6581
SID - Kenny Klein, cell	(502) 599-7865
email: kenny.klein@louisville.edu	

2011-12 Schedule/Results

Date Opponent TV Time (EST)
October

Wed. 26 PIKEVILLE ~ WHAS W 74-55
November

Thur. 3 BELLARMINE ~ WHAS W 62-54
Fri. 11 TENNESSEE MARTIN * .. WHAS W 83-48
Sun. 13 LAMAR * WHAS W 68-48
Sat. 19 at Butler ESPN3 W 69-53
Tues. 22 ARKANSAS STATE * .. WHAS W 54-27
Fri. 25 OHIO UNIVERSITY * .. WHAS W 59-54
Mon. 28 LONG BEACH STATE ESPNU W 79-66

December

Fri. 2 #20/19 VANDERBILT + ... ESPN 9 p.m.
Wed. 7 IUPUI WHAS 7 p.m.
Sat. 10 FAIRLEIGH DICKINSON . WHAS 4 p.m.
Sat. 17 MEMPHIS < CBS 4 p.m.
Tues. 20 COL. OF CHARLESTON . ESPNU 9 p.m.
Fri. 23 WESTERN KENTUCKY ^ . ESPN2 7 p.m.
Wed. 28 GEORGETOWN ESPN2 7 p.m.
Sat. 31 at Kentucky CBS Noon

January

Tues. 3 at St. John's ESPNU 7 p.m.
Sat. 7 NOTRE DAME ESPNU 4 p.m.
Tues. 10 at Providence ESPN2 7 p.m.
Sat. 14 DEPAUL BEN/WHAS 4 p.m.
Mon. 16 at Marquette ESPN 3:30 p.m.
Sat. 21 at Pittsburgh ESPN 9 p.m.
Wed. 25 VILLANOVA ESPN 7 p.m.
Sat. 28 at Seton Hall BEN/WHAS 8 p.m.

February

Sat. 4 RUTGERS BEN/WHAS 4 p.m.
Mon. 6 CONNECTICUT ESPN 7 p.m.
Sat. 11 at West Virginia ESPN Noon
Mon. 13 SYRACUSE ESPN 7 p.m.
Sat. 18 at DePaul BEN/WHAS Noon
Thur. 23 at Cincinnati ESPN or ESPN2 9 p.m.
Sun. 26 PITTSBURGH CBS 2 p.m.
Wed. 29 USF BEN/WHAS 7 p.m.

March

Sat. 3 at Syracuse CBS 4 p.m.
Tu-Sa./6-10 at BIG EAST Championship TBA
~ exhibition game

* Global Sports Invitational (Louisville, Ky.)

+ BIG EAST/SEC Challenge (Louisville, Ky.)

< Basketball Hall of Fame Shootout (Louisville, Ky.)

^ Billy Minardi Classic (Louisville, Ky.)



LOUISVILLE BASKETBALL

Sports Information ♦ University of Louisville ♦ Louisville, KY 40292 ♦ www.UofLSports.com
Phone: (502) 852-6581 ♦ Fax: (502) 852-7401 ♦ email: kenny.klein@louisville.edu

Louisville Cardinals vs. Vanderbilt Commodores

PROBABLE STARTING LINEUPS

Louisville (6-0)	Ht.	Wt.	Yr.	PPG	RPG	Hometown
F 14 Kyle KURIC	6-4	195	Sr.	12.0	4.2	Evansville, Ind.
F 24 Chane BEHANAN	6-6	250	Fr.	9.8	8.7	Cincinnati, Ohio
C 10 Gorgui DIENG	6-11	235	So.	8.3	8.2	Kebemer, Senegal
G 3 Peyton SIVA	6-0	180	Jr.	9.0	2.0	Seattle, Wash.
G 5 Chris SMITH	6-2	195	Sr.	10.5	3.5	Millstone, N.J.

Vanderbilt (5-2)	Ht.	Wt.	Yr.	PPG	RPG	Hometown
F 5 Lance GOULBOURNE	6-8	225	Sr.	11.0	7.4	Brooklyn, N.Y.
F 33 Steve TCHIENGANG	6-9	240	Sr.	5.7	6.0	Douala, Cameroon
F 44 Jeffery TAYLOR	6-7	225	Sr.	15.4	6.3	Norrköping, Sweden
G 1 Brad TINSLEY	6-3	210	Sr.	10.7	2.3	Oregon City, Ore.
G 23 John JENKINS	6-4	215	Jr.	20.2	3.3	Hendersonville, Tenn.

Head Coach: Kevin Stallings (Purdue '82) 241-150 in 13th yr. at VU; 364-213 in 18th yr. overall

THIS GAME

Louisville plays its fourth straight in the KFC Yum! Center as the Cardinals face the Vanderbilt Commodores in the BIG EAST/SEC Challenge on Friday. UofL beat Long Beach State 79-66 on Monday, forcing 21 turnovers and collecting 14 steals. Vanderbilt (5-2), ranked No. 19 in the ESPN/USA Today poll and No. 20 by AP, fell 70-82 in overtime to No. 11 Xavier in its last game on Monday despite 20 points and seven rebounds from guard John Jenkins.



GAME FACTS

Date: Friday, Dec. 2

Time: 9 p.m. ET

Site: KFC Yum! Center/Crum Court, Louisville, Ky. (22,000) (24-2, 2 yrs.)

Television: ESPN

Dave O'Brien, play-by-play;
Jimmy Dykes, analyst.

Radio: WHAS 840 AM

Paul Rogers, play-by-play;

Bob Valvano, analyst

(SIRIUS Ch. 92, XM Ch. 207)

Last Meeting: UofL 78, Vanderbilt 62 (Feb. 6, 1994 at Freedom Hall)

Series Record: U of L leads 8-7 (5-2 in Louisville, 2-4 in Nashville, 1-1 neutral)

UL National Ranking: 6th ESPN/USA Today, 6th Associated Press

Officials: John Cahill,

Michael Stephens, Jamie Luckie

Next U of L Game: Dec. 7 vs. IUPUI, KFC Yum! Center, 7 p.m. ET (WHAS)

BY THE NUMBERS

6-0 Coupled with its 8-0 start last season, U of L has begun the season 6-0 in consecutive seasons for the first time since 1954-55 and 1955-56 (6-0 and 8-0, respectively). U of L has never had consecutive 7-0 starts in its program history.

13 Combining his 596 points in two years at Manhattan, Chris Smith needs 13 points to reach 1,000 for his collegiate career. He scored 18 points against Long Beach State -- one below his UofL career high -- while making a career-best 4-of-6 three pointers. He leads the BIG EAST in assist/turnover ratio (4.75; 19 assists, 4 turnovers) and has not had a turnover in his last 101 minutes of floor action.

14 Consecutive home victories for the Cardinals. UofL has a 24-2 record in its second year in the KFC Yum! Center.

5 Steals for Peyton Siva vs. Long Beach State, two below his career best and the fourth time in his career with as many thefts. He has 31 career games with multiple steals.

3.0 Blocked shots average for Gorgui Dieng, which leads the BIG EAST (10th nationally). He has blocked a shot in 30 of 35 career games, 17 with multiple blocks.

251 Coaching victories by Rick Pitino at Louisville, reaching the 250 milestone vs. Ohio. He has averaged over 24 wins a season with the Cardinals. He gained his 600th career collegiate victory in this year's opening game.

■ **About Vanderbilt** -- Louisville plays its fourth straight in the KFC Yum! Center as the Cardinals face the Vanderbilt Commodores in the BIG EAST/SEC Challenge on Friday. Vanderbilt (5-2), ranked No. 19 in the ESPN/USA Today poll and No. 20 by AP, fell 70-82 in overtime to No. 11/11 Xavier in its last game on Monday in Nashville. Senior guard John Jenkins led the Commodores with 20 points and seven rebounds in that game, while Jeffrey Taylor and Lance Goulbourne added 18 points each. Vanderbilt was outrebounded 54-33 in the game, including allowing 25 offensive boards.

Vanderbilt's only other loss was to Cleveland State 58-71 on Nov. 13. Jenkins leads the SEC in scoring at 20.2 points per game, and has scored in double figures in 39 straight games, dating back to the 2010 SEC Tournament. The Commodores are picked to finish second in the SEC behind Kentucky. Vanderbilt is averaging 75.9 points a game and has connected on 57-of-166 three-point goals this season (.343). The Commodores were 29th nationally in scoring last season (75.9 ppg).

Louisville leads the series 8-7 and has won five of the last seven meetings, including a 78-62 victory in Freedom Hall in the last meeting on Feb. 6, 1994 when DeJuan Wheat scored 21 points to lead the Cardinals.

■ **BIG EAST/SEC Challenge** -- Louisville's matchup with Vanderbilt on Friday is part of the BIG EAST/SEC Challenge, an event staged Dec. 1-3 that pits men's basketball teams from the SEC against 12 of the 16 BIG EAST teams. This is the first year of the event with this format, but the two leagues met in the SEC/BIG EAST Invitational from 2007-10, when four schools from each conference played in doubleheaders at primarily off-campus sites. Each university from the two conferences participated in at least one game over that four-year period, with the outcome of the games tied 8-8. Louisville participated in the SEC/BIG EAST Invitational once, beating Mississippi 77-68 in Cincinnati, Ohio on Dec. 18, 2008.

■ 2011 BIG EAST/SEC Challenge Schedule

Dec. 1 - Providence at South Carolina, 7 p.m., ESPN
Dec. 1 - St. John's at Kentucky, 7:30 p.m., ESPN2
Dec. 1 - Ole Miss at DePaul, 9 p.m., ESPN
Dec. 1 - Georgetown at Alabama, 9:30 p.m., ESPN2
Dec. 2 - Florida at Syracuse, 6:30 p.m., ESPN
Dec. 2 - Cincinnati at Georgia, 7 p.m., ESPN
Dec. 2 - Vanderbilt at Louisville, 8:30 p.m., ESPN
Dec. 2 - Auburn at Seton Hall, 9 p.m., ESPN
Dec. 3 - Arkansas at Connecticut, 3:15 p.m., ESPN
Dec. 3 - Pittsburgh at Tennessee, 5:15 p.m., ESPN
Dec. 3 - LSU at Rutgers, 7 p.m., ESPN
Dec. 3 - West Virginia at Mississippi State, 9 p.m., ESPN

■ **Pitino Wins No. 250 With Cards** — U of L Coach Rick Pitino won his 250th coaching victory at Louisville with a 59-54 win over Ohio University on Nov. 25. Pitino's 250th win with the Cards made him the eighth NCAA Division I coach to amass 250 or more wins with one school and 200+ at another (Pitino went 219-50 at Kentucky from 1989-97). Active coaches currently on that list are Connecticut's Jim Calhoun and North Carolina's Roy Williams. Pitino, who has averaged over 24 wins in his 11th season with the Cardinals, gained his 600th career collegiate victory in the Cards' opener this year.

■ **Defensive Gems** — U of L has opened the season with many good defensive performances, limiting its opponents to 54 or fewer points in five of its six outings. The Cardinals are allowing just 49.3 points per game, third best in the nation.

Louisville has allowed 60 points or fewer in nine of its last 11 home games dating back to last season. Louisville held its first five opponents of the season to fewer than 55 points for the first time since a 12-game stretch from Dec. 18, 1946 to Feb. 2, 1946.

Louisville held Arkansas State to just 27 points, the lowest for a UofL foe in 64 years - since beating Georgetown College 20-12 on Feb. 4, 1947. The 12 first-half points by Arkansas State were the fewest in the first half by a UofL opponent since 1972-73 (complete box scores are unavailable prior to that date). The Red Wolves

Louisville - Vanderbilt Series History

Overall	UL leads 8-7
Last Meeting	2/6/94
Result	UL 78, VU 62
Current Streak	UL 1
At Louisville	5-2
At Athens	2-4
At Neutral Sites	1-1
Rick Pitino vs. Vanderbilt	14-3

Last Game

Louisville 79, Long Beach State 66 Nov. 28, 2011 -- KFC YUM! CENTER

Louisville 79

Player	min	FG	3FG	FT	Reb	Ast	TO	BL	ST	PF	TP
Kuric	35	2-6	0-2	3-4	2	1	0	0	1	4	7
Behanan	29	4-8	1-1	4-6	7	2	1	1	2	0	13
Dieng	25	3-7	0-0	3-5	8	0	1	1	0	5	9
Siva	22	3-7	1-3	4-4	3	5	6	0	5	4	11
C. Smith	33	5-10	4-6	4-4	2	3	0	0	3	1	18
R. Smith	27	5-11	1-4	0-0	1	3	1	0	2	4	11
Price	2	0-0	0-0	0-1	1	0	0	0	0	0	0
Jackson	0+	0-0	0-0	0-0	0	0	0	0	0	0	0
Henderson	3	0-1	0-1	0-0	1	1	0	0	0	0	0
Swopshire	24	4-7	0-0	2-2	6	1	2	0	1	2	10
Team					1						
Totals	200	26-57	7-17	20-26	32	16	11	2	14	20	79

Total FG% 1st H: 16-29 55.2% 2nd H: 10-28 35.7% Game: 45.6%
3-Pt. FG% 1st H: 6- 9 66.7% 2nd H: 1- 8 12.5% Game: 41.2%
FThrow % 1st H: 6- 9 66.7% 2nd H: 14-17 82.4% Game: 76.9%

Long Beach State 66

Player	min	FG	3FG	FT	Reb	Ast	TO	BL	ST	PF	TP
Phelps	34	3-7	0-0	2-3	5	0	3	0	0	4	8
Robinson	29	6-10	0-0	0-0	7	0	3	1	2	3	12
Ennis	33	5-12	2-6	0-0	4	3	2	1	1	4	12
Anderson	36	6-10	0-1	5-7	6	2	6	1	0	5	17
Ware	39	5-12	1-4	2-2	3	8	4	0	0	2	13
Caffey	16	0-2	0-0	3-4	5	4	2	0	1	1	3
Dervisevic	9	0-2	0-0	1-2	5	0	1	0	0	3	1
Shepherd	4	0-0	0-0	0-0	1	0	0	0	0	0	0
Team					1						
Totals	200	25-55	3-11	13-18	37	17	21	3	4	22	66

Total FG% 1st H: 13-31 41.9% 2nd H: 12-24 50.0% Game: 45.5%
3-Pt. FG% 1st H: 2- 8 25.0% 2nd H: 1- 3 33.3% Game: 27.3%
FThrow % 1st H: 4- 5 80.0% 2nd H: 9-13 69.2% Game: 72.2%

Score by Periods 1st 2nd Total
Long Beach State 32 34 66
Louisville 44 35 79
Attendance: 20,468
Ties: 0
Lead Changes: 0

went scoreless for a stretch of 9:21 in the first half during a 16-0 Louisville run.

Louisville held Lamar without a field goal for the game's first 5:09. Lamar missed its first nine shots, made one of its first 18, and two of its first 27 field goal attempts. Lamar returned four starters from last year's team which was fifth nationally in scoring, averaging 82.1 points per game.

Opponents are averaging only 58.5 points per outing in 26 games at the KFC Yum! Center, including 48.6 this season. Louisville has ranked among the nation's top 35 in field goal percentage defense in eight of the past 10 years, including this season's .332 percentage which ranks second nationally.

U of L National Ranking in Field Goal Percentage Defense

2002-03 31st
2003-04 2nd
2004-05 8th
2005-06 49th
2006-07 25th
2007-08 8th
2008-09 22nd
2009-10 161st
2010-11 12th
2011-12 2nd

Lowest opponent shooting percentage (since 1972-73)

1. .190 (11-58) - Iona (H) - 12.29.07
2. .196 (11-56) - Memphis (A) - 2.26.05
3. .227 (15-66) - Holy Cross (H) - 12.7.03
4. .231 (15-65) - Lamar (H) - 11.13.11
5. .244 (10-41) - Arkansas St (H) - 11.22.11



Pitino's Milestone Victories at UofL

No.	Date	Score
1	11/18/01	Louisville 92, South Alabama 38
50	12/23/03	Louisville 107, VMI 56
100	12/4/05	Louisville 67, Arkansas St. 55
150	12/26/07	Louisville 73, Morehead St. 49
200	3/27/09	Louisville 103, Arizona 64
250	11/25/11	Louisville 59, Ohio University 54

■ **Pitino Reaches 600 Victories** — U of L Coach Rick Pitino gained his 600th collegiate coaching win with an 83-48 victory over UT Martin in the Cardinals' opening game on Nov. 11. His 605-224 record in his 26+ seasons of collegiate coaching ranks him 12th among active coaches in winning percentage (.730).

A total of 39 Division I coaches have reached 600 wins in a career, including 11 active coaches. Pitino is only the sixth active coach with 600 career victories and a winning percentage of .725 or better. Ben Braun of Rice (584 wins entering the season), and Bobby Cremins of the College of Charleston (567) also have a chance to add their names to the list of 600-win coaches in 2011-12. Louisville is just the third NCAA school to have two coaches reach the plateau while at the institution (other UofL coach is Denny Crum), joining North Carolina (Dean Smith, Roy Williams) and Oklahoma State (Henry Iba, Eddie Sutton) in that distinction.

In a recent discussion before the season, it was discovered that Pitino had a few additions to his career record. As an assistant coach in his second year at Hawaii during the 1975-76 season, Pitino coached the Rainbows for the final six games of the season after the head coach was relieved of his duties. Hawaii won two of those contests. The 2-4 record had not been previously included on his career coaching record and is not reflected in the Cardinals' current media guide.

Fastest Coaches to 600 Wins

Rk.	Name, School	G	W	L	Pct.	Yr./Season
1.	Adolph Rupp, Kentucky	704	600	104	.852	27th 1959
2.	Jerry Tarkanian, Long Beach St. & UNLV	720	600	120	.833	24th 1992
3.	Roy Williams, Kansas & North Carolina	739	600	139	.812	22nd 2010
4.	John Wooden, Indiana St. & UCLA	755	600	155	.795	27th 1973
5.	Dean Smith, North Carolina	773	600	173	.776	26th 1987
6.	Henry Iba, Northwest Mo. St., Colorado & Oklahoma St.	775	600	175	.774	29th 1958
7.	Phog Allen, Baker, Haskell, Central Mo. & Kansas	780	600	180	.769	41st 1947
8.	Ed Diddle, Western Kentucky	790	600	190	.759	32nd 1954
9.	Jim Boeheim, Syracuse	807	600	207	.743	25th 2001
10.	Bob Knight, Army & Indiana	812	600	212	.739	27th 1993
10.	Bob Huggins, Walsh, Akron, Cincinnati, Kansas St. & West Virginia	812	600	212	.739	26th 2008
12.	Lute Olson, Long Beach St., Iowa, Arizona	815	600	215	.736	27th 2000
13.	John Chaney, Cheyney & Temple	816	600	216	.735	27th 1999
14.	Mike Krzyzewski, Army & Duke	823	600	223	.729	26th 2001
15.	Rick Pitino, Boston U., Providence, Kentucky, Louisville	824	600	224	.728	27th 2011
16.	Denny Crum, Louisville	825	600	225	.727	26th 1997

■ **Pitino 600 Wins at Five Schools** -- U of L Coach Rick Pitino is just the second coach to have wins at five different

Division I schools among his first 600 victories. The other is the recently retired Tom Penders, who coached for 36 years at seven different schools, including six at the Division I level (Columbia, Fordham, Rhode Island, Texas, George Washington and Houston).

■ **More 600** -- Pitino is the fourth active BIG EAST coach with 600 wins, the most for any conference ... Pitino is the 11th coach to win 600 games in 27 or fewer seasons ... Pitino is the fourth coach to earn his 600th win in a season opener, joining Phog Allen (1946-47), Jerry Tarkanian (1991-92), and Jim Calhoun (2001-02).

■ **Returning Starters** -- Louisville returns 11 lettermen and three starters -- forward Kyle Kuric and guards Peyton Siva and Chris Smith -- from its successful 2010-11 team. Forward Jared Swopshire, who started for the Cardinals as a sophomore but missed last season with a groin injury, is also back. In addition, four additional players started 43 games a year ago, including double-figure starts from four different players: Stephan Van Treese (12 starts), Mike Marra (11), Gorgui Dieng (10) and Rakeem Buckles (10). It's quite a change from last season when U of L opened the season without a returning regular starter in its lineup.

Rick Pitino, head coaching history

School	First yr.	Last yr.	W	L	Pct.
Hawaii	1975-76	1975-76	2	4	.333
Boston U.	1978-79	1982-83	91	51	.641
Providence	1985-86	1986-87	42	23	.646
Kentucky	1989-90	1996-97	219	50	.814
Louisville	2001-02	Present	251	96	.723
Total			605	224	.730

600 wins, .725 career winning percentage (active Division I coaches through Nov. 28)

Coach, school	Record	Pct.
Mike Krzyzewski, Duke	906-284	.761
Jim Boeheim, Syracuse	861-301	.741
Bob Huggins, West Virginia	693-254	.732
Roy Williams, North Carolina	647-163	.798
Bo Ryan, Wisconsin	630-194	.765
Rick Pitino, Louisville	605-224	.730

Pitino's Milestone Collegiate Victories

No.	Date	Score
1	2/28/76	Hawaii 82, Portland 58
100	12/21/86	Providence 93, Howard 84
200	3/22/92	Kentucky 106, Iowa State 98
300	1/20/96	Kentucky 124, TCU 80
400	12/7/03	Louisville 56, Holy Cross 40
500	11/24/07	Louisville 64, Old Dominion 53
600	11/11/11	Louisville 83, UT Martin 48

Pitino's Milestone Collegiate Games

No.	Date	Score
100	1/12/82	Boston U. 96, Holy Cross 82
200	2/7/87	Pittsburgh 87, Providence 81
300	3/14/92	Kentucky 80, LSU 74
400	3/10/95	Kentucky 93, Auburn 81
500	1/26/02	Louisville 97, DePaul 67
600	1/9/05	Memphis 85, Louisville 68
700	1/19/08	Seton Hall 92, Louisville 82
800	12/27/10	Louisville 104, Morgan State 74

Pitino Results at Hawaii, 1975-76

Date	Opponent	Result
Feb. 9	at Long Beach State	L 65-67
Feb. 16	at San Jose State	L 76-77 (ot)
Feb. 21	UNLV	L 99-114
Feb. 27	Texas -Pan American	L 81-93
Feb. 28	Portland	W 82-58
Mar. 1	Portland	W 65-62 (ot)

■ Cards Among Nation's Best in

Pitino Era — Louisville is among 15 programs in the nation that have won at least 70 percent of their games over the last 11 years. Louisville has a .723 winning percentage since U of L Coach Rick Pitino took over the reins of the Cardinal program, 13th best in the nation. Three additional BIG EAST schools are among that group, including Pittsburgh, Connecticut and Syracuse.

Best Winning Percentage Last 11 Years

Louisville is among the top 20 programs in the nation in winning percentage over the last 11 seasons under Pitino. (records through Nov. 28)

School	2011-12	2001-11	Total	Pct.
Kansas	3-2	300-58	303-60	.835
Duke	7-0	292-61	299-61	.831
Memphis	3-2	280-64	283-66	.811
Gonzaga	4-0	264-67	268-67	.800
Pittsburgh	5-1	273-71	278-72	.794
Connecticut	6-1	257-88	263-89	.747
Florida	5-1	257-89	263-89	.747
Kentucky	6-0	257-89	263-89	.747
Xavier	5-0	248-87	253-87	.744
Syracuse	6-0	256-92	262-92	.740
Texas	3-2	254-92	257-94	.732
Wisconsin	6-0	242-91	248-91	.732
Louisville	6-0	245-96	251-96	.723
North Carolina	5-1	252-98	257-99	.722
Illinois	6-0	244-102	250-102	.710
Michigan State	4-2	245-108	249-110	.694
Marquette	6-0	229-105	235-105	.691
Western Ky.	2-5	223-99	225-104	.684
Arizona	4-2	226-107	230-109	.678
Mississippi State	7-1	220-111	227-112	.670
Villanova	4-2	224-111	228-113	.669

Series vs. Vanderbilt

■ Louisville has an 8-7 advantage over the Commodores of Vanderbilt in a series that dates back to 1929. U of L has won five of the last seven meetings.

■ In the last meeting between the two teams, Louisville defeated Vanderbilt 78-62 at Freedom Hall on Feb. 6, 1994 as DeJuan Wheat led the Cardinals with 21 points on 9-of-14 shooting from the floor. Greg Minor and Clifford Rozier also scored in double figures with 17 and 16 points, respectively, as the Cardinals shot 50.9 percent from the field. McCaffrey (21 points) and McMahan (20) paced the Commodores. Louisville went on to reach the NCAA Sweet Sixteen that season.

■ Louisville has a collective 78-60 record against current members of the Southeastern Conference, having faced all of its members (Alabama 6-3, Arkansas 4-3, Auburn 1-1, Florida 7-1, Georgia 1-1, Kentucky 14-28, LSU 8-1, Mississippi 1-2, Mississippi State 3-1, South Carolina 13-5, Tennessee 12-7 and Vanderbilt 8-7). Louisville fell 78-63 to Kentucky on Dec. 31, 2010 in the last game the Cards played against an SEC opponent. U of L faces the Wildcats in Lexington on Dec. 31.

■ Louisville has a collective 93-53 all-time record against Tennessee colleges, with the bulk of that figure coming in the Cardinals' 51-34 series mark against Memphis.

■ UofL Coach Rick Pitino has a 14-3 record against Vanderbilt teams, with all of the games coming while coaching Kentucky.

**Series vs. Vanderbilt
(Won 8, Lost 7)**

Date	UL	VU
Dec. 26, 1929 (H)	24	22
Feb. 4, 1931 (A)	23	32
Jan. 5, 1946 (H)	60	27
Dec. 18, 1962 (A)	72	95
Dec. 21, 1963 (H)	82	91
Dec. 30, 1964 (N) *	47	80
Dec. 1, 1970 (A)	82	74
Nov. 30, 1972 (H) ~	57	66
Dec. 1, 1976 (A) (OT) ..	81	76
Dec. 3, 1977 (H)	96	66
Nov. 28, 1982 (N) #	80	70
Nov. 30, 1988 (A)	62	65
Dec. 6, 1989 (H)	101	75
Dec. 9, 1992 (A)	88	90
Feb. 6, 1994 (H)	78	62

*Sugar Bowl Tournament
~Played at Convention Cntr
#Great Alaska Shootout

Statistical Comparison

	VU	UofL
Record	5-2	6-0
Scoring Average	75.9	68.7
Points Allowed	71.3	49.3
Scoring Margin	+4.6	+19.3
FG Percentage457	.443
Opp. FG Percentage ..	.456	.332
3-Pt. Percentage343	.337
FT Percentage658	.681
Rebound Margin	+0.6	+6.5
Turnover Margin	0.0	+3.0

2011-12 Vanderbilt University Commodores Men's Basketball Roster

No.	Name	Pos.	Ht.	Wt.	Yr.	Hometown (Previous School)
1	Brad Tinsley	G	6-3	210	Sr.	Oregon City, Ore. (Oregon City)
2	Kedren Johnson	G	6-4	215	Fr.	Lewisburg, Tenn. (Marshall County)
3	Festus Ezeli	C	6-11	255	Sr.	Benin City, Nigeria (Igbinedion Education Ctr.)
5	Lance Goulbourne	F	6-8	225	Sr.	Brooklyn, N.Y. (The Hun School (N.J.))
11	Kyle Fuller	G	6-1	180	So.	Moreno Valley, Calif. (Rancho Verde)
12	Jordan Smart	G/F	6-6	200	Jr.	Lexington, Ky. (Lexington Catholic)
14	Aaron Noll	F	6-7	220	Sr.	Fort Mitchell, Ky. (Covington Catholic)
23	John Jenkins	G	6-4	215	Jr.	Hendersonville, Tenn. (Station Camp)
24	Dai-Jon Parker	G	6'3	190	Fr.	Baton Rouge, La. (Milton (Ga.))
33	Steve Tchiengang	F	6-9	240	Sr.	Douala, Cameroon (Cypress Comm. School)
34	Shelby Moats	F	6-8	225	Fr.	Waconia, Minn. (Waconia)
35	James Siakam	F	6-7	210	Fr.	Douala, Cameroon (Brehm Prep (Ill.))
40	Josh Henderson	C	6-11	220	Fr.	Roanoke, Va. (Cave Spring)
44	Jeffery Taylor	F	6-7	225	Sr.	Norkopping, Sweden (Hobbs (N.M.))
45	Rod Odom	F	6-9	207	So.	Central Islip, N.Y. (Middlesex School (Mass.))

Head Coach: Kevin Stallings **Asst. Coaches:** David Cason, Brad Fredrick, Dan Muller

■ **Kuric's Defense** -- Against Ohio, Kyle Kuric produced a career-best three blocked shots and a career-high matching four steals -- including a huge one that led to the go-ahead basket with 1:49 to play. Kuric has three games with 3+ steals this season. It was the first time a U of L player had totaled at least three blocks and four steals in a game in nearly 12 years -- since Dion Edward swatted three shots and recorded five steals in a 78-58 win over the UCF on Dec. 15, 1999. Only nine different Cardinals have ever put together such a performance.

■ **Siva on Prestigious Lists** -- U of L guard Peyton Siva was named to the 2011-12 John R. Wooden Award Preseason Top 50 List, which is comprised of student-athletes who, based on last year's individual performance and team records, are the early frontrunners for the honor. He was also on the preseason watch list for the Naismith Award, presented to the nation's player of the year.

■ **Tough Schedule** — Nineteen of the Cardinals' 31 games will be played against teams that participated in post-season competition last season, including 16 in the NCAA Tournament. U of L will play 16 games this season against teams ranked or receiving votes in the ESPN/USA Today preseason poll, including eight games vs. teams ranked among the top 11 teams.

Last Meeting vs. Vanderbilt**Louisville 78, Vanderbilt 62**

Feb. 6, 1994— Louisville, Ky. (Freedom Hall)

Vanderbilt 62

Player	min	FG	3FG	FT	Reb	Ass	TO	BL	ST	PF	TP
Evans	16	1-5	1-1	2-2	3	2	1	1	0	1	5
Hall	24	3-6	0-0	0-0	4	0	1	0	1	4	6
Woods	12	0-1	0-0	0-0	3	0	1	1	0	1	0
McCaffrey	35	8-13	5-9	0-0	0	5	7	0	0	1	21
McMahan	38	6-14	4-10	4-5	2	2	2	0	2	2	20
Lawson	25	2-7	0-1	0-0	11	2	7	1	1	3	4
Seckar	12	0-0	0-0	0-0	2	2	3	0	0	0	0
Milburn	19	0-2	0-0	1-2	3	2	0	0	1	0	1
Beth	14	1-1	1-1	0-0	1	3	1	0	3	2	3
Sheron	5	1-1	0-0	0-0	0	1	1	0	0	0	2
Team					0						
Totals	200	22-50	11-22	7-9	29	19	24	3	8	14	62

Total FG% 1st H: 8-26 30.8% 2nd H: 14-24 58.3% Game: 44.0%
3-Pt. FG% 1st H: 5-9 55.6% 2nd H: 6-13 46.2% Game: 50.0%
F Throw % 1st H: 5-5 100.0% 2nd H: 2-4 50.0% Game: 77.8%

Louisville 78

Player	min	FG	3FG	FT	Reb	Ass	TO	BL	ST	PF	TP
Osborne	38	2-9	1-3	3-3	7	6	1	2	2	1	8
Morton	29	4-9	2-5	2-2	0	6	4	1	4	3	12
Rozier	32	6-11	0-0	4-7	13	1	2	0	2	1	16
Minor	35	6-10	2-3	3-4	4	1	1	0	2	3	17
Wheat	37	9-14	3-6	0-0	2	3	2	0	2	0	21
Rogers	17	1-2	0-0	0-0	1	2	3	0	1	0	2
Kiser	4	0-0	0-0	0-0	0	0	0	0	0	2	0
Simmons	8	1-2	0-0	0-0	0	0	1	0	0	2	2
Team					0						
Totals	200	29-57	8-17	12-16	29	19	14	3	13	12	78

Total FG% 1st H: 12-27 44.4% 2nd H: 17-30 56.7% Game: 50.9%
3-Pt. FG% 1st H: 3-6 50.0% 2nd H: 5-11 45.4% Game: 47.1%
F Throw % 1st H: 7-9 77.8% 2nd H: 5-7 71.4% Game: 53.3%

Score by Periods	1st	2nd	Total	Attendance:
Vanderbilt	26	36	62	19,776
Louisville	34	44	78	Ties: 2
				Lead Changes: 1

■ Generous Siva — Junior guard

Peyton Siva relishes his role as the Cardinals' playmaker. He had six assists vs. Ohio, the seventh time in his last nine games he has had six or more helpers. He handed out nine assists in the Cardinals' opener vs. UT Martin, one below his career high and the fourth time in his career he has handed out as many. Siva has made 20 of his last 21 free throws dating back to last season.

Peyton Siva Top Assist Performances

Asst.	Opponent	Date
10	St. John's	1-19-11
10	DePaul	2-5-11
9	UT Martin	11-11-11
9	Marquette	3-10-11

■ Board Work — Gorgui Dieng's

career-high 16 rebounds vs. Ohio were the most for a Cardinal since Terrence Williams also pulled down 16 against Notre Dame on Jan. 12, 2009. No Louisville player has had more since Ellis Myles recorded 18 against Saint Louis on Feb. 20, 2005.

UofL Rebounds in a game, since 2002-03

- 19 - Luke Whitehead vs. Marquette (1.31.04)
- 18 - Ellis Myles vs. Saint Louis (2.20.05)
- 18 - Luke Whitehead vs. UAB (2.7.04)
- 16 - Gorgui Dieng vs. Ohio (11.25.11)
- 16 - Terrence Williams vs. Notre Dame (1.12.09)
- 16 - Earl Clark vs. Ole Miss (12.18.08)
- 16 - Ellis Myles vs. Lafayette (12.4.04)
- 16 - Ellis Myles vs. Air Force (11.23.02)

■ **Cards on the Sidelines** — The Cardinals have had some unfortunate health and eligibility issues in the early stages of this season. Junior forward Rakeem Buckles, who is recovering from a torn ACL in right knee on Feb. 27, participated in his first individual instruction session on Nov. 9, started practice on Nov. 24 and the Cards are hopeful for a return in early December. Elisha Justice suffered a broken nose on Nov. 27 and missed UofL's game vs. Long Beach State. Peyton Siva suffered a concussion in the Cards' first exhibition game vs. Pikeville and was out from Oct. 27 - Nov. 8. Siva returned to game action vs. UT Martin, but sprained his left ankle in practice on Nov. 14. He missed the Cards' games vs. Butler and Arkansas State, but returned to play vs. Ohio.

Stephan Van Treese, who had missed all of practice with a left patellar tendon strain, had his first individual workout on Nov. 14 and saw his first action of the year at Butler. He reinjured the knee on Nov. 26 and is out indefinitely. Mike Marra suffered a torn ACL in his left knee against Lamar on Nov. 13 and will miss the remainder of the season. He had surgery Nov. 29 and normal recovery time is 9-12 months. Marra had made it back on the court after being out from Oct. 25 through Nov. 9 with back problems. Injuries have kept other Cardinals out for short periods as well.

Freshman Wayne Blackshear had been awaiting clearance on his freshman eligibility requirements and was not able to practice with the Cardinals until Oct. 24, then suffered a shoulder injury on Oct 28 and is out indefinitely. He had surgery on Nov. 1 to repair the shoulder damage and may have an opportunity to return this season. Signee Kevin Ware did not meet freshmen eligibility requirements, but continued to work on his standing while not enrolled at U of L and became eligible for the 2012 spring semester. He will join the Cardinals on Dec. 14, the day after U of L final exams.

■ **Success vs. Top 25 Foes** -- With its victory over No. 4 Notre Dame on March 11, the Cardinals have won four of its last five against ranked opponents. The Cards have been victorious the last five times they have faced an AP top-five opponent. Louisville has a 22-14 record against Top 25 teams over the last four years, including an 18-11 record during the regular season (7-5 vs. ranked teams last year). U of L has also won 12 of its last 21 games when facing Top 10 teams, spanning the last five years.

■ **Cards Faced Three of the 2011 NCAA Final Four teams** -- Louisville faced three of the four teams in the 2011 NCAA Final Four, producing a 3-2 record during the season against those teams. The Cardinals beat national champion Connecticut twice in three meetings, defeated national runner-up Butler in their opener, and fell to Kentucky. U of L plays all three again in 2011-12. U of L played 18 of its 34 games prior to the NCAA Tournament against teams that participated in the NCAA Tournament, compiling an 11-7 mark against those foes. UofL posted a 5-2 record last season against teams seeded 1-3.

■ **Don't Count the Cards Out** -- Louisville battled back from at least a seven-point deficit to win on nine occasions during the 2010-11 season. Its latest comeback was recovering from a 14-point halftime deficit to defeat Notre Dame 83-77 in overtime in the semifinals of the BIG EAST Conference Championship in New York on March 11. The Cardinals used a key 13-0 run over 8:20 in the second half against West Virginia to erase a 12-point deficit to win 55-54 on Jan. 26. One of the most improbable recoveries was when the Cardinals beat Marquette 71-70 on Jan. 15 after U of L had trailed by 18 with 5:44 to play. UofL was down nine at UConn with 7:45 remaining on Jan. 29 before winning in double overtime.

■ **Cards Started in the Bahamas** — Louisville began its trek for the 2011-12 season on July 16 with the first of 10 practices prior to its foreign trip to the Bahamas on Aug. 8-14. In addition to an intrasquad scrimmage on the island, U of L defeated the Commonwealth Giants -- which won the professional championship in the Bahamas the last two seasons -- 115-54 as Chane Behanan scored 16 points to lead eight Cardinals in double figures. Russ Smith scored 22 points to lead the Cards to a 113-58 victory over the Real Deal Shockers -- last season's pro league runner up -- in another game for UofL in Nassau, Bahamas.

■ **Champion Cardinals** — Three Cardinals won state championships at the high school level. Peyton Siva led Franklin High School to the 2009 Washington 3A State Championship as a senior and Franklin also won the 4A state title his freshman year in 2006. Rakeem Buckles won a pair of Florida 4A State Championships as a sophomore and junior at Monsignor Pace High School (2007, 2008). Elisha Justice was the Most Valuable Player for the 2010 Kentucky State Championship, which his Shelby Valley High School team won.

■ **Trends** — U of L is 110-7 over the last 11 seasons under Coach Rick Pitino when scoring 80 or more points (1-0 this season, 12-0 in 2010-11) ... Over the past 11 years under Pitino, Louisville is 89-6 when shooting 50 percent or better from the field (2-0 this season, 6-0 in 2010-11) ... U of L is 194-33 when holding its opponent below 70 points over the past 11 years under Pitino (6-0 this season, 17-5 in 2010-11).

'11-12 NATIONAL RANKINGS

Associated Press (Nov. 28)

1	Kentucky
2	Ohio State
3	Duke
4	Syracuse
5	North Carolina
6	Louisville
7	Baylor
8	Connecticut
9	Wisconsin
10	Florida
11	Xavier
12	Alabama
13	Missouri
14	Michigan
15	Kansas
16	Marquette
17	Pittsburgh
18	UNLV
19	Gonzaga
20	Vanderbilt
21	Mississippi St.
22	Memphis
23	Saint Louis
24	California
25	Texas A&M

ESPN/USA Today (Nov. 28)

1	Kentucky
2	Ohio State
3	Syracuse
4	Duke
5	North Carolina
6	Louisville
7	Wisconsin
8	Baylor
9	Florida
10	Connecticut
11	Xavier
12	Alabama
13	Missouri
14	Kansas
15	Michigan
16	Marquette
17	Pittsburgh
18	Gonzaga
19	Vanderbilt
20	UNLV
21	Memphis
22	Creighton
23	California
24	Mississippi St.
25	Saint Louis

Other U of L opponents receiving votes:
AP: Georgetown, Villanova, Cincinnati.
ESPN/USAT: Georgetown, Cincinnati.

UofL is 6th in the CBSSports.com Nov. 28 rankings

Louisville in the Polls

Date	AP	ESPN/ USAT	Date	AP	ESPN/ USAT
Preseason	9	8	Nov. 21	7	7
Nov. 14	8	7	Nov. 28	6	6

■ Cards Sixth All-Time in the Polls

— Louisville's initial appearance in the Associated Press poll on Dec. 6, 2010 marked the 500th occasion the Cards have been ranked in the AP poll, sixth most all-time (515 now). U of L was ranked ninth in the preseason poll.

Louisville Career Double-Doubles

Rakeem Buckles (3)

Opponent	Date	Stats
Butler (H)	11/16/10	17 pts., 11 reb.
South Alabama (H)	12/04/10	12 pts., 10 reb.
UNLV (A)	11/28/09	10 pts., 11 reb.

Chane Behanan (2)

UT Martin (H)	11/11/11	14 pts., 12 reb.
Lamar (H)	11/13/11	10 pts., 13 reb.

Peyton Siva (1)

St. John's (H)	1/19/11	10 pts., 10 asst.
----------------	---------	-------------------

Stephen Van Treese (1)

USF(A)	1/9/11	12 pts., 14 reb.
--------	--------	------------------

Gorgui Dieng (1)

Connecticut (H)	2/18/11	13 pts., 12 reb.
Ohio (H)	11/25/11	10 pts., 16 reb.

■ **Cards Feature A Pair of Kings** — U of L's basketball team has a pair of "kings" on its roster. Junior guard Peyton Siva was crowned U of L's 2011 Homecoming King on Oct. 29, 2011 at halftime of the Cardinals' homecoming football game against Syracuse. Senior forward Kyle Kuric received the similar honor last year and presented Siva with the recognition this year. Kuric serves as a student body representative on the U of L Athletic Association Board of Directors, the governing body for the Cardinals' athletic department.

■ **Exceeding Expectations Last Season** — Tied for third in arguably the toughest conference in the nation in 2010-11, the Cardinals were picked eighth in the league and did not receive a single vote in the AP preseason poll. Despite having 10 players who missed games with injuries last year, the Cardinals earned their ninth straight season with 20 wins. Louisville opened the season with no regular starters from the previous season and returning Cardinals started just 14 collective BIG EAST games in 2009-10, the lowest total in the league. Louisville defeated seven Top 25 teams and rose to as high as 11th in both the AP and ESPN/USA Today poll. Louisville was the only school in the nation to defeat three top-five squads in 2010-11 and has an active winning streak of five games over AP top five schools.

■ Cards Chosen Third in BIG EAST

Preseason Poll — U of L was chosen to finish third in the 2011-12 BIG EAST Conference in a preseason poll of league coaches. Defending NCAA Champion UConn and Syracuse were tied as the choice to win the league. UofL guard Peyton Siva was selected to the preseason all-conference second team. In league play, each school plays 18 games, playing three teams twice. The Cards' three mirror games are against Syracuse, Pittsburgh and DePaul.

■ **Single Game Tickets Available** -- A limited number of single-game tickets for University of Louisville's home men's basketball games in the KFC Yum! Center are on sale. The tickets are \$35 each, with the exception of the Dec. 17 Memphis game, which is an additional \$5 because of the Hall of Fame Shootout special event.

Tickets may be purchased with no service fees by visiting either of the two U of L ticket offices, located near Gate 2 of Papa John's Cardinal Stadium adjacent to Floyd Street or on the third floor of the Swain Student Activities Center, on weekdays from 9 a.m. until 5 p.m. Cardinal fans may also purchase tickets by visiting www.ticketmaster.com online, calling 1-800-745-3000 or by visiting any Ticketmaster Ticket Center, including statewide Kroger locations. For more information, contact the U of L ticket office at (502) 852-5151 or 1-800-633-7105.

■ **High Production Returns** -- While the Cardinals will miss departed starters Preston Knowles (14.6 ppg, 3.9 rpg, 1,023 career points) and F/C Terrence Jennings (9.6 ppg, 5.2 rpg, 65 blocked shots), a large percentage of their total production will return. UofL returns 66 percent of its scoring from the 2010-11 squad (1722 of 2623 points), 73 pct. of its rebounding (924 of 1272), 78 percent of its assists (476 of 608) and 71 percent of the total minutes played (5092 of 7125).

■ **Cards Earn BIG EAST Team Academic Honor** -- UofL's men's basketball team earned the 2010-11 BIG EAST Conference Team Academic Excellence Award, which recognizes the highest collective grade-point averages in each of the conference's 26 sports. The men's basketball team has hovered around a collective 3.0 GPA for six straight semesters, including a 2.96 GPA for the most recent spring 2011 semester when seven Cardinals surpassed a 3.0.

■ **La Poderosa Will Broadcast Six** — Six U of L home men's basketball games will be broadcast this season in Spanish on La Poderosa (WTUV, 620AM/105.7 FM). The three remaining games are Dec. 7 vs. IUPUI, Dec. 20 vs. College of Charleston and Feb. 4 vs. Rutgers. Carlos Lucio and Elvis Martinez call the action for the broadcasts in U of L's effort to reach out to the Hispanic community for the seventh straight year. All of U of L's home football games over the last eight years have also been broadcast in Spanish.

■ **Louisville Unique Accomplishment** — Louisville is the only university in the nation which over the last six years has reached each of the men's and women's Final Four, a BCS bowl game, the College World Series and the Men's Soccer College Cup. Louisville was national runner up in the 2009 Women's Final Four and 2010 Men's Soccer College Cup, won the 2007 Orange Bowl, and participated in the 2005 Men's Final Four and 2007 College World Series.

BIG EAST CONFERENCE

(Standings through Nov. 28)

School	Big East	Overall	Streak
Louisville	6-0	W 6	
Marquette	6-0	W 6	
Syracuse	6-0	W 6	
Connecticut	6-1	W 1	
Georgetown	5-1	W 3	
Pittsburgh	5-1	W 3	
Seton Hall	5-1	W 2	
DePaul	4-1	W 2	
West Virginia	4-1	W 3	
Notre Dame	5-2	W 1	
USF	5-2	W 2	
Providence	4-2	L 2	
Villanova	4-2	L 2	
Cincinnati	3-2	L 1	
St. John's	4-3	L 1	
Rutgers	4-3	W 1	

Upcoming BIG EAST Games



Tuesday, Nov. 29

Eastern Michigan at Syracuse	7:00
Miami (OH) at Cincinnati	7:00
Holy Cross at Providence	7:00

Wednesday, Nov. 30

Pittsburgh vs. Duquesne-CBS Net	7:00
USF at VCU	7:30
Notre Dame at Gonzaga-ESPN2	11:15

Thursday, Dec. 1

Providence at South Carolina-ESPNU	7:00
St. John's at Kentucky-ESPN2	7:30
Mississippi at DePaul-ESPNU	9:00
Georgetown at Alabama-ESPN2	9:30

Friday, Dec. 2

Florida vs. Syracuse-ESPN	7:00
Cincinnati at Georgia-ESPNU	7:00
Vanderbilt vs. Louisville-ESPN	9:00
Auburn vs. Seton Hall-ESPNU	9:00

Saturday, Dec. 3

Arkansas vs. Connecticut-ESPN	3:15
Marquette at Wisconsin	4:30
Pittsburgh at Tennessee-ESPN	5:15
USF at Kansas-ESPN2	5:15
LSU vs. Rutgers-ESPNU	7:00
Pennsylvania at Villanova	7:00
West Virginia at Mississippi St-ESPNU	9:00

Sunday, Dec. 4

Notre Dame vs. Maryland	4:45
-------------------------	------

■ Five November Home Games A

First — Louisville played five home games during the month of November for the first time ever. Last year's four home games in November was the previous high. The Cards' move to the KFC Yum! Center has provided more flexibility in scheduling. During its 54 years in Freedom Hall, some longstanding trade shows which invade the massive Kentucky Exposition Center limited opportunities for the Cardinals to play home games in November and February.

2011-12 Louisville Cardinals Roster



No.	Name	Pos.	Ht.	Wt.	Yr.	Exp.	Hometown (Previous School)
1	Angel Nunez	F	6-7	190	Fr.	HS	Washington Hts., N.Y. (Notre Dame Prep)
2	Russ Smith	G	6-0	160	So.	1L	Briarwood, N.Y. (South Kent School)
3	Peyton Siva	G	6-0	180	Jr.	2L	Seattle, Wash. (Franklin HS)
4	Rakeem Buckles	F	6-7	215	Jr.	2L	Miami, Fla. (Monsignor Pace HS)
5	Chris Smith	G	6-2	195	Sr.	1L	Millstone, N.J. (Manhattan College)
10	Gorgui Dieng	C	6-11	235	So.	1L	Dakar, Senegal (Huntington Prep)
12	Zach Price	C	6-10	235	Fr.	HS	Louisville, Ky. (Jeffersonsontown HS)
13	Mark Jackson, Jr.	G	6-3	210	Fr.	RS	Brooklyn, Ca. (Taft HS)
14	Kyle Kuric	G/F	6-4	195	Sr.	3L	Evansville, Ind. (Memorial HS)
15	Tim Henderson	G	6-2	185	So.	1L	Louisville, Ky. (Christian Academy)
21	Jared Swopshire	F	6-8	200	Jr.	2L	St. Louis, Mo. (IMG Academy)
22	Elisha Justice	G	5-10	175	So.	1L	Pikeville, Ky. (Shelby Valley HS)
24	Chane Behanan	F	6-6	250	Fr.	HS	Cincinnati, Ohio (Bowling Green HS)
25	Wayne Blackshear	G/F	6-5	220	Fr.	HS	Chicago, Ill. (Morgan Park HS)
33	Mike Marra	G	6-5	200	Jr.	2L	Smithfield, R.I. (Northfield Mt. Hermon)
44	Stephan Van Treese	F	6-8	235	Jr.	2L	Indianapolis, Ind. (Lawrence North HS)

Pronunciation: Chane (Shane), Kuric (KYERR-ik), Siva (SEE-vah), Marra (MARE-uh), Nunez (NOON-yez), Gorgui Dieng (GOR-gee Jeng), Elisha (ee-LIE-shuh), Stephan (STEE-vun).

Injuries: 33 Marra is out for season (knee); 25 Blackshear out indefinitely (shoulder); 4 Buckles out until likely mid-December (knee); 44 Van Treese out indefinitely (knee).

■ **Rozier Signs With Cards** --Terry Rozier, a 6-1, 170-pound guard from Shaker Heights (Ohio) High School, has signed a national letter-of-intent to continue his basketball playing career at the University of Louisville. Rozier averaged 18.2 points, 4.5 rebounds and 3.2 assists as a junior last season as Shaker Heights won nine of their last 13 games en route to a 14-8 record. An All Lake Erie League selection as a sophomore and junior, Rozier is rated 88th overall in the 2012 ESPNU Top 100 players, is listed No. 112 by Rivals in the class of 2012, and is the 20th rated point guard in the nation by Scout.com.

He had 10 points and three steals for his USA Midwest team in a 99-93 victory over Canada in the championship game of the 2011 Nike Global Challenge, which featured the top high school and under 19 players from top international teams. He is the cousin of current U of L freshman center Zach Price. Rozier had also considered attending Cincinnati, Illinois, West Virginia and Cleveland St. before signing with UofL.

■ **Injuries Hit Cards' Blackshear, Marra** -- U of L freshman Wayne Blackshear suffered a shoulder injury in practice on Oct 28 and will be sidelined for an extended period. Blackshear suffered a torn labrum in his right shoulder and had surgery to repair it on Nov. 1. It will be 6-8 weeks before he can begin rehabilitation on the shoulder and could be back on the court within three months. A 6-5 McDonald's High School All-American from Chicago, Blackshear had just been cleared by the NCAA initial eligibility center to participate as a freshman on Oct. 24. He had suffered an injury to his left shoulder as he closed out his high school career, had surgery to repair it, and had spent the summer rehabilitating that shoulder. He averaged 32.6 points, 14.6 rebounds, 5.6 assists and 3.7 steals as a senior for Morgan Park High School last season.

Mike Marra suffered a torn ACL in his left knee against Lamar on Nov. 13 and will miss the remainder of the season. He will have surgery soon to repair the damage and normal recovery time is 9-12 months. Marra had recently made it back on the court after being out from Oct. 25 through Nov. 9 with back problems. One of the Cards' more savvy and dependable players, Marra scored six points in each of Louisville's first two games. He averaged 6.2 points and two assists as a sophomore last season, starting 11 games. He scored in double figures on 11 occasions as a sophomore, including scoring 22 points and burying six three-pointers against Marquette in the BIG EAST Tournament quarterfinals.

■ **Cards Have Been Tough on the Road** — Louisville has the most road victories in BIG EAST Conference play over the last five years (27; three last year, four in '09-10, eight of nine in 2008-09, and six in each of the previous two years; Pittsburgh has 26, including six this year). Overall, the Cardinals have a 31-17 record over the last six years on their opponent's home court. Louisville has won 21 of its last 35 on the road, including six against Top 25 ranked opponents.

HEAD COACH RICK PITINO

In his 26th season as a collegiate head coach and 11th at Louisville, U of L Coach **Rick Pitino** has compiled a 605-224 overall record (251-96 at U of L). The only coach to take three different schools to the NCAA Final Four including his 2005 Cardinal team, his .729 winning percentage entering the season ranks him 12th among active coaches and No. 36 all-time. Among active coaches, Pitino (Massachusetts '74) has the seventh-highest winning percentage in NCAA Tournament games (.717 winning percentage, 38-15 record in 16 NCAA tournament appearances). He guided Kentucky to three NCAA Final Four appearances in eight seasons (1989-97), winning the 1996 NCAA Championship and reaching the national title game in 1997. He has also served as head coach at Providence College (1985-87, 1987 Final Four), Boston University (1978-83), Hawaii (last six games in 1975-76) as well as the NBA New York Knicks (1987-89) and Boston Celtics (1997-2001). Pitino has a 14-3 career record vs. Vanderbilt.



■ **Ear It Pronunciations** -- Trouble with pronunciations? Check out the Ear It pronunciations for the Cardinals' players from the men's basketball roster on www.UofLsports.com. The links next to player names on the roster are supplied by TheNameEngine.com, an interactive audio service that provides proper audio pronunciations and phonetic spellings.

■ **Cards 18th in All-Time Victories** — Louisville has an all-time 1637-854 record in 98 seasons of intercollegiate basketball. The Cardinals are 18th among all NCAA schools in victories. U of L started playing intercollegiate basketball in 1911-12, but did not field teams in 1916-17, 1922-23 or 1942-43. The Cardinals have produced winning seasons in 64 of the last 67 years, including winning 20 or more games in the last nine straight seasons.

U of L Statistical Comparison

	Wins	Losses	Home	Away
Record	6-0	-	5-0	1-0
Scoring Average	68.7	-	68.6	69.0
Points Allowed	49.3	-	48.6	53.0
Scoring Margin	+19.3	-	+20.0	+16.0
FG Percentage443	-	.431	.511
Opp. FG Percentage332	-	.322	.391
3-Pt. Percentage337	-	.349	.278
FT Percentage681	-	.679	.696
Rebound Margin	+6.5	-	+6.6	+6.0
Turnover Margin	+3.0	-	+3.6	0.0

■ **Second Season in KFC Yum! Center** -- Louisville is in its second season in the spectacular KFC Yum! Center, located on the banks of the Ohio River in downtown Louisville. The Cardinals had previously played basketball for 54 years in Freedom Hall (1956-2010). The 22,000-seat multi-purpose arena was built at a cost of \$238 million, includes 71 luxury suites, 62 four- or six-seat premium boxes, over 2,000 side-court club seats and four party suites with a seating capacity of 32 each.

U of L's men's and women's teams have permanent locker rooms. There are five additional team locker rooms, two officials locker rooms, five star dressing rooms, a full-function media work room and a full-sized basketball practice court on the event level. The seven levels of the arena (including the upper catwalk) include a collective 721,762 square feet, or roughly the area of 13 football fields.

After passing through the one and a half acre landscaped entry plaza that features a basketball-themed fountain, entering fans can visit the 2,500-square foot U of L adidas store, the 3,000-square foot U of L Hall of Honor, or head to their seats using one of the eight escalators or seven elevators within the building.

Lounge space is abundant within the arena. Four spacious donor rooms are available for Cardinal fans, including three that overlook the Ohio River. The 7,000-square foot main concourse restaurant overlooks the river and a main concourse sports bar has views directly into the arena bowl. Two 4,000-square foot club lounges on the event level, as well as the terrace club and premium box lounges, provide amenities for their respective patrons.

The KFC Yum! Center will serve as the site for the NCAA Men's Basketball Tournament second and third rounds in March 2012 and the NCAA Women's Volleyball Championship in December 2012.



Cardinals in the NCAA Tournament

■ Louisville made its 37th NCAA Tournament appearance last year. The Cardinals have reached the NCAA Tournament 28 of the last 35 years (five straight, eight of the last ten, 10 of the last 13 years, 16 of last 20). The Cards have reached the Sweet 16 on 17 occasions, including advancing to the Elite Eight two of the last four seasons. Louisville is tied for sixth in tournament wins (60) and is fifth in NCAA Tournament appearances (37). U of L has a 60-39 overall NCAA Tournament record, reaching the Final Four eight times.

■ Only four teams -- Kentucky (51), UCLA (42), North Carolina (42), and Kansas (40) -- have more NCAA Tournament appearances than Louisville's 37.

■ U of L Coach Rick Pitino has a 38-15 record in NCAA Tournament play (.717), ranking him seventh among active coaches in winning percentage and 14th all time. Only six coaches have coached more Final Four teams than Pitino's five, a feat matched by four others. Pitino is the only coach to lead three different teams to the Final Four; is one of eight coaches to lead four different schools to the NCAA Tournament; and one of 11 active collegiate coaches who have won an NCAA Championship.

■ Only four teams have been to more Sweet 16 appearances than Louisville's 17 since the NCAA began Sweet 16 records in 1975 (North Carolina 24, Kentucky 23, Duke 22 and Kansas 18).

■ U of L Coach Rick Pitino has guided 16 teams to NCAA tournament appearances, including eight of his last nine years at Louisville. His last six straight Kentucky teams reached the NCAA Tournament. The Wildcats won the 1996 NCAA title and were national runner-up in 1997 under his guidance.

■ Louisville advanced to its 17th NCAA Sweet 16 appearance in 2009. Only four teams have been to more Sweet 16 appearances than Louisville's 17 since the NCAA began Sweet 16 records in 1975 (North Carolina 23, Duke 21, Kentucky 21; and Kansas 18). Louisville has been to at least the Sweet 16 in three of the last seven years.

U of L has reached the NCAA Elite Eight on 11 occasions, including two of the last four years (1959, 1972, 1975, 1980, 1982, 1983, 1986, 1997, 2005, 2008, 2009).

All-Time NCAA Final Four Appearances

North Carolina	18
UCLA	17
Duke	15
Kentucky	14
Kansas	13
Ohio State	10
Louisville	8
Indiana	8
Michigan State	8

U of L in the NCAA Tournament

NCAA Tournament Appearances	37
(28 of the last 35 years; 16 of last 20)	
All-Time NCAA Tourn. Record	60-39
Sweet 16 Appearances	17
Final Four Appearances	8
NCAA Championships	2
Pitino's NCAA Tourn. Record	38-15
Pitino's NCAA Tourn. Appearances	16

■ Louisville Host for NCAA

Tournament -- Louisville will serve as the host institution for the NCAA Men's Basketball Tournament second and third rounds on Thursday, March 15 and Saturday, March 17, 2012 at the KFC Yum! Center. It is the first NCAA men's basketball tournament event the Cardinals have hosted since the 1991 NCAA Southeast Regional in Freedom Hall.

Nearly 20,000 tickets have already been sold for the event. Tickets may be purchased through NCAA.com.

■ **24 Former Pitino Assistants/Players Became Head Coaches** -- U of L Coach Rick Pitino has had 24 of his former assistants or players rise to a collegiate head coaching position, two of which the Cardinals will face this season (Jan. 28 at Seton Hall, Feb. 23 at Cincinnati). There are eight former assistants as current head coaches, including Mick Cronin at Cincinnati; Scott Davenport at Bellarmine; Billy Donovan at Florida; Steve Masiello at Manhattan, Marvin Menzies at New Mexico State; Herb Sendek at Arizona St.; Kevin Willard at Seton Hall; and Tubby Smith at Minnesota. Pitino has a collective 24-7 record in games against his former assistants (3-0 vs. Ralph Willard; 7-5 vs. Tubby Smith; 6-0 vs. Billy Donovan, 4-2 vs. Mick Cronin, 1-0 vs. Scott Davenport, 1-0 vs. Marvin Menzies, 2-0 vs. Kevin Willard). John Kuester, who was a Pitino assistant at Boston University, is the head coach of the NBA Detroit Pistons. Indiana Pacers head coach Frank Vogel was a student manager for Pitino at Kentucky and his video coordinator with the Celtics.

Five former Pitino players also became collegiate head coaches, four of which are currently active, including Travis Ford of Oklahoma State; John Pelphrey of Arkansas (before his dismissal March 13); Sean Woods of Mississippi Valley State; and Donovan. Including games against both his 24 former assistants and former players who went on to become collegiate head coaches, Pitino is 26-7 (record vs. former players as head coaches: 3-1 vs. Travis Ford, 2-0 vs. John Pelphrey and Donovan).

■ **Kuric Slams Top Dunk** — Kyle Kuric's monster slam in the closing seconds of the first half at Notre Dame last was recognized as the 2011 Papa John's Dunk of the Year. After narrowing the list to eight finalists on the season, Kuric's dunk received 45 percent of the votes in an online fan poll to earn the national title. His first basket of this season was a dunk against UT Martin among his 14 points and he added five rebounds and a game-high three steals.

■ **IUPUI Awaits Next** -- Louisville plays its fifth straight in the KFC Yum! Center as the Cardinals face the IUPUI Jaguars on Dec. 7 at 7 p.m. (WHAS/ESPN3/Wazoo). IUPUI (2-5) fell 58-81 at Georgetown in its last outing on Nov. 28. The Jaguars will play home games against South Dakota State (Dec. 1) and North Dakota State (Dec. 3) prior to facing the Cardinals.

First year head coach Todd Howard, associate coach at IUPUI the previous 10 seasons, was a walk-on guard at Louisville and served as a program assistant in 1993-94 following his playing career. Also on the IUPUI bench as an assistant coach is David Padgett, an All-BIG EAST center for the Cardinals from 2005-08. Padgett was an assistant strength coach for UofL last season. Three Louisville high school products are on the IUPUI roster: sophomore guard Ian Chiles (Ballard), freshman forward Lionell Gaines (Eastern), and sophomore forward Donovan Gibbs (Iroquois).

Alex Young, The Summit League preseason player of the year, leads the Jaguars averaging 17.1 points, 6.6 rebounds and has made 14 three-pointers this season. IUPUI is picked to finish fourth in The Summit League. Louisville won the only previous meeting between the two schools 80-60 in Freedom Hall on Dec. 21, 2004 as Juan Palacios totaled 25 points and 10 rebounds to lead the Cardinals.

■ **Success at Home** -- Louisville has won its last 14 consecutive games in the KFC Yum! Center and have a 24-2 record in their second year in the massive facility. The Cardinals were unbeaten in BIG EAST Conference games at home last season. The current 14-game win streak is UofL's longest since ripping off 15 consecutive home victories from Jan. 10-Dec. 27, 2008 in Freedom Hall.

■ **Ware on the Way** -- Kevin Ware, a 6-4 guard from Conyers, Ga., has met NCAA initial eligibility requirements and will join the team in mid-December. Ware, who signed a financial aid agreement with the Cardinals in June, was denied a waiver and subsequent appeal for admittance in early September. He continued to work on improving his standing and will enroll for the 2012 spring semester. He will join the Cardinals on Dec. 14, the day after U of L's fall semester final examinations.

A first-team all-state selection as a senior last season, Ware averaged 13.2 points, 4.1 assists, 3.9 rebounds and 2.2 steals in helping Rockdale County High School post a 26-6 record and finish as the Georgia 4-A state runner-up.

Last time an individual had ...

	<i>For Louisville</i>	<i>For A Louisville Opponent</i>
30 or more points	31 by Preston Knowles vs. Morgan St. (12/27/10)	36 by Scottie Reynolds, Villanova (1/11/10)
35 or more points	36 by Samardo Samuels vs. Notre Dame (2/17/10)	36 by Scottie Reynolds, Villanova (1/11/10)
20 points in a half	20 by Preston Knowles 2H vs. UNLV (12/11/10)	24 by Austin Freeman, Georgetown, 2H (2/23/10)
15 or more rebounds	16 by Gorgui Dieng vs. Ohio (11/25/11)	17 by Kenneth Faried, Morehead State (3/17/11)
20 or more rebounds	23 by Ellis Myles vs. Tennessee St. (12/1/01)	21 by Dwayne Whitfield, Jackson St. (11/23/94)
A four-point play	Kyle Kuric at West Virginia (3/5/11)	Austin Freeman, Georgetown (2/23/10)
12 made free throws	16 by Samardo Samuels vs. Notre Dame (2/17/10)	13 by Scottie Reynolds, Villanova (1/11/10)
7 made three-point goals	7 by Preston Knowles vs. Syracuse (2/12/11)	7 by Anthony Mason Jr., St. John's (1/26/08)
10 or more assists	10 by Peyton Siva vs. DePaul (2/5/11)	10 by Ronald Moore, Siena (3/22/09)
5 or more blocked shots	5 by Gorgui Dieng vs. UT Martin (11/11/11)	6 by John Flowers, West Virginia (3/5/11)
5 or more steals	5 by Peyton Siva vs. Long Beach St. (11/28/11)	5 by Tarence Kinsey, South Carolina (3/28/06)

The Last Time a Team ...

	Louisville	Opponent
Scored 100 points	104-82 victory over Morgan St. (12/27/10)	101-80 loss at Cincinnati (5/22/03)
Scored less than 50 points	46-52 loss to Drexel (12/14/10)	54-27 victory over Arkansas State (11/22/11)
Scored 60 points in a half	61 vs. NW St.; 2nd H of 100-87 win (11/18/06)	60 by Tulane; 2nd H of 109-96 win (1/18/90)
Scored under 20 points in a half	18 at Georgetown; 1st H of 59-62 loss (1/31/11)	15 by vs. Ark. St.; 2H, 54-27 UL win (11/22/11)
Had a +20 Rebound Margin	24 (45-21) vs. Providence (1/6/09)	20 (46-26) by Drexel (12/14/10)
Grabbed 60 or more rebounds	60 vs. East Carolina (1/19/05)	60 by George Mason (1/4/94)
Grabbed less than 25 rebounds	24 vs. Georgetown (3/8/08)	22 by Delaware State (3/17/06)
Shot 60% or better from the field	.646 (42-65) vs. Western Ky. (12/22/10)	.614 (43-70) by Charlotte (2/11/01)
Shot 30% or below from the field	.296 (16-54) vs. UNLV (12/31/08)	.244 (10-41) by Arkansas State (11/22/11)
Shot 70% from the field for a half	.700 (14-20) vs. G'town in 1st H (2/23/09)	.765 (13-17) by Georgetown in 2nd H (1/31/11)
Made 5 or less free throws	4 vs. Cincinnati (2/16/11)	4 by Ohio (11/25/11)
Made 15 three-point goals	16 vs. Western Kentucky (12/22/10)	17 by Notre Dame (2/4/06)
Made No three-point goals	0 vs. Wyoming (1/18/92)	0 by Connecticut (2/2/08)
Shot 60% from the three-point line	.739 (17-23) vs. Morgan State (12/27/10)	.625 (5-8) by Texas A&M (3/17/07)
Handed out 25 or more assists	25 vs. Morgan State (12/27/10)	25 by Notre Dame (2/28/08)
Handed out 5 or less assists	5 vs. Texas A&M (3/17/07)	2 by Arkansas State (11/22/11)
Committed 25 or more turnovers	26 vs. West Virginia (1/31/09)	25 by St. John's (1/19/11)
Committed 5 or fewer turnovers	5 vs. San Francisco (12/8/10)	4 by Temple (2/20/94)
Blocked 10 or more shots	10 vs. FIU (12/1/10)	14 by Connecticut (3/4/06)
Had No Blocked Shots	0 vs. West Virginia (1/26/11)	0 by Butler (11/19/11)
Had 15 or more steals	19 vs. Chattanooga (11/22/10)	18 by Alabama (11/30/00)
Had No Steals	0 vs. Saint Louis (2/12/03)	0 by Providence (1/22/11)

■ **Swopshire Returns** — Jared Swopshire is averaging 7.2 points and 5.8 rebounds as the Cardinals' top player off the bench since returning from injury. In his first official game after missing all of last season, Swopshire came off the bench to produce eight points and five rebounds against UT Martin. He backed that outing up with a game-high 13 points and eight rebounds vs. Lamar; and eight points and six rebounds at Butler. Swopshire has gathered five or more rebounds in 14 of his last 15 games dating back to his sophomore season in 2009-10, grabbing three vs. Ohio to break a 13-game streak. Swopshire sustained a groin injury in the summer of 2010, had surgery on Jan. 10 and began practicing with the team in October.

■ **10 Consecutive at Home a High** — Louisville began a school-record tying 10 consecutive home games when the Cardinals faced Arkansas State on Nov. 22 (also 10 straight in 2006 from Dec. 8-30; and 2010 from Nov. 16 - Dec. 18). The Cardinals played five home games during the month of November for the first time ever. U of L's move to the KFC Yum! Center has provided more flexibility in scheduling.

■ **Cards Second in BIG EAST Wins** -- Since the 2005-06 season when the Cardinals joined the BIG EAST, Louisville is second in league victories with a 71-33 mark during the regular season, behind Pittsburgh (75-29).

■ **Blockbird** -- Sophomore center Gorgui Dieng leads the BIG EAST and is 10th nationally in blocked shots, averaging 3.0 per game. He has swatted two or more shots in five of six games this season. Dieng is one of three Cardinals all-time to start the year with at least a pair of blocks in each of the first five games, joining recent teammate Terrence Jennings (six straight to open last season) and Louisville career blocks leader Pervis Ellison (seven straight to start the '85-'86 title campaign). Dieng has blocked a shot in 30 of 35 career games, including 17 with multiple blocks.

■ **Buckles Nearing A Return** — Forward Rakeem Buckles began practicing with the Cardinals on Nov. 24. Buckles has been recovering a torn anterior cruciate ligament (ACL) suffered in his right knee on Feb. 27. He had surgery to repair the knee on March 16, participated in his first individual instruction session on Nov. 9 and has been progressing well. He could return to game action as soon as a couple of weeks. The knee injury was one setback during a tough sophomore season in which he suffered three separate injuries that kept him off the court, also enduring a concussion and broken index finger. He averaged 6.8 points and 6.1 rebounds in 16 games, including 10 starting assignments. He had ranked among the top ten in rebounding in the BIG EAST before he broke his finger.

■ **Van Treese Out Again** — Forward Stephan Van Treese has been sidelined indefinitely after reinjuring his left knee in practice on Nov. 26. Van Treese had missed all of practice with a left patellar tendon strain before participating in his first individual workout on Nov. 14. He returned to see his first action of the year at Butler and played in each of the last three games, producing a combined four points and six rebounds in 20 minutes. Van Treese averaged 2.9 points, 3.5 rebounds and collected 21 steals as a sophomore when he started 12 games. He averaged 4.2 points and 4.6 rebounds in BIG EAST games.

■ **Limited Output** -- Arkansas State managed just 12 points in that first half against Louisville, the fewest for a Cardinal opponent in a first half since the 1972-73 season (complete box scores unavailable prior). Only twice since that time has a Louisville foe had fewer tallies in a half, with those coming last year (11 in second half by San Francisco on Dec. 8) and in the 1981 Metro Tournament (11 by Cincinnati in second half on March 7).

Fewest opponent points in a half, since 1972-73

1. 11 - San Francisco - 12.8.10 (36-11, 2nd)
1. 11 - Cincinnati - 3.7.81 (20-11, 2nd)
3. 12 - Arkansas State - 11.22.11 (22-12, 1st)
4. 14 - Morehead State - 12.27.04 (53-14, 2nd)
4. 14 - Morgan State - 12.30.98 (46-14, 1st)
6. 15 - Arkansas State - 11.22.11 (32-15, 2nd)
6. 15 - Florida International - 12.1.10 (48-15, 1st)
6. 15 - East Carolina - 1.19.05 (52-15, 1st)
6. 15 - South Florida - 1.10.04 (40-15, 1st)
6. 15 - South Alabama - 11.18.01 (47-15, 1st)

■ **Freshmen Debut** — Freshman forward Chane Behanan blasted onto the collegiate scene with double-doubles in his first two games (14 pts., 12 reb. vs. UT Martin, 10 pts., 13 reb. vs. Lamar). He is the first known UofL freshman to produce double-doubles in his first two career games. Behanan's 14 points vs. UT Martin is tied for the sixth most ever at U of L in a freshman career debut and his 12 rebounds were the most in a freshman debut in 36 years (since Larry Williams grabbed 14 boards in the '75-'76 opener). He averaged 15.5 points and eight rebounds in a pair of exhibition wins on the Cardinals' foreign trip to the Bahamas in August. Along with Behanan, three other Louisville freshmen made their career debuts against UT Martin and each scored -- Mark Jackson, Jr. (five points), Zach Price (two) and Angel Nunez (one).

INDIVIDUAL SCORING/ FRESHMAN CAREER DEBUT

Pts. / Player	Date	Opponent
24 Jerry Smith	11-18-06 ..	N'western St.
22 Marques Maybin ..	11-27-97 ..	Hofstra
18 Samardo Samuels	11-22-08 ..	Morehead St.
15 Felton Spencer	11-28-86 ..	Northeastern
15 Billy Thompson	11-26-82 ..	Florida
14 Chane Behanan....	11-11-11 ..	UT Martin
14 Terry Howard	11-30-72 ..	Vanderbilt
13 Darrell Griffith	12-1-76	Vanderbilt

U of L Radio Network Affiliates

WHAS 840 AM - Louisville, Ky.

(Flagship Station)

WKRD 790 AM/101.7 FM - Louisville, Ky.

WNDE 1260 AM - Indianapolis, Ind.

WCKY 1530 AM - Cincinnati, Ohio

WMKJ 105.5 FM - Lexington, Ky.

WSFC 1240 AM - Somerset, Ky.

WFKY 1490 AM - Frankfort, Ky.

WLVK 105.5 FM - Elizabethtown, Ky.

WYMC 1430 AM - Mayfield, Ky.

WQXQ 101.9 FM - Owensboro, Ky.

WPAD 1560 AM - Paducah, Ky.

WLYE 94.1 FM - Bowling Green, Ky.

WXLN 104.9 FM - Pikeville, Ky.

WHLN 1410 AM - Harlan, Ky.

WCCK 95.7 FM - Calvert City, Ky.

SIRIUS/XM Satellite Radio

The radio broadcast is also available for a small fee through UofLsports.com and the Cards' official Android/iPhone app.

■ **Early Opener** — Louisville's opening game against Tennessee-Martin on Nov. 11 marked the earliest date in school history that the Cardinals have opened their season. The earliest previous U of L opener was last season's Nov. 16 victory over Butler in the opening game of the KFC Yum! Center.

■ **Rebounding a Key** — UofL Coach Rick Pitino has stressed rebounding with his team this season and the Cardinals have delivered with a rebound advantage in five of six games. In its six games, UofL has an average +6.5 rebounding margin, including a 17-rebound advantage over UT Martin in its opening game (46-29). The Cards had just three games with a double-digit rebounding edge during its successful 2010-11 season, with a high of +19 against Gardner-Webb (45-26).

■ **Cards Clutch at the Line** -- While the Cardinals are connecting on 68.1 percent from the free throw line this season, they have certainly made them when it has counted. Louisville has had four games this year (Lamar, Butler, Ohio, and Long Beach State) in which its opponent either led or was within eight at some point in the second half. In all four, UofL has literally been perfect down the stretch to ice the game, burying a collective 33-of-33 free throws:

Opp	Situation	Subsequent free throws	Final score
Lamar	Up 57-46, 3:05 left	7-for-7	68-48
Butler	Up 29-28, start 2nd half	10-for-10	69-53
Ohio	Down 51-46, 3:00 left	6-for-6	59-54
Long Beach St.	Up 58-52, 8:17 left	10-for-10	79-66

■ **Card Clips** -- Chane Behanan has grabbed six or more rebounds in every game ... Chris Smith has made his last 12 consecutive free throws, making all four of his free throws in an 18-point performance against Long Beach State in his last outing ... Smith has 11 assists without a turnover over his last 101 minutes of floor action dating back to the second half of the Butler game ... Over the last three games, Gorgui Dieng is averaging 9.7 points and 10.3 rebounds ... Peyton Siva has made 17 consecutive free throws. His lone miss this season came in his first try against UT Martin in the opener ... Russ Smith has at least one steal in every game this season. He has 23 steals in 201 minutes for his career, translating to 4.6 per 40 minutes of playing time. Smith has a steal in 17 of 23 career games despite averaging just 8.7 minutes ... Smith set career highs of 11 points and three assists against Long Beach State ... Kyle Kuric had 16 points, five rebounds, four steals and three blocked shots vs. Ohio. He is averaging 14.1 points and 5.5 rebounds per outing since Feb. 9 of last season after putting up 4.8 and 2.1 in 68 career games prior to that ... With its 54-27 victory over Arkansas State, Louisville became the first team to hold a Division I opponent to 27 points or less since Ohio State beat Samford 59-22 on Nov. 29, 2008. It is only the 20th time in the last 15 seasons a Division I team has scored 27 points or fewer in a game ... Louisville's 21 offensive rebounds against Ohio were its second-highest total over the past two seasons, bested only by the Cards' 23 offensive boards in the overtime win against Notre Dame in last year's BIG EAST semifinals ... Gorgui Dieng totaled 10 points and a career-high 16 rebounds vs. Ohio, his second career double-double and third career double-digit rebound outing. His other double-double came against UConn on Feb. 18 last season (13 points, 12 rebounds) ... UofL handed Butler its worst home defeat in 19 years ... Butler lost for just the sixth time at Hinkle Fieldhouse (57-6) in five seasons.

SEC/BIG EAST Invitational Results

2010 - SEC 3, BIG EAST 1

Arkansas 71, Seton Hall 62 (at Freedom Hall, Louisville, Ky.)
 Kentucky 72, Notre Dame 58 (at Freedom Hall, Louisville, Ky.)
 Rutgers 63, Auburn 54 (at CONSOL Energy Center, Pittsburgh, Pa.)
 Tennessee 83, Pittsburgh 76 (at CONSOL Energy Center, Pittsburgh, Pa.)

2009 - BIG EAST 2, SEC 2

St. John's 66, Georgia 56 (at Madison Square Garden, New York, N.Y.)
 Kentucky 64, Connecticut 61 (at Madison Square Garden, New York, N.Y.)
 Mississippi State 76, DePaul 45 (at St. Pete Times Forum, St. Petersburg, Fla.)
 Syracuse 85, Florida 73 (at St. Pete Times Forum, St. Petersburg, Fla.)

2008 - BIG EAST 2, SEC 2

Vanderbilt 71, South Florida 52 (at Sommet Center, Nashville, Tenn.)
 Tennessee 80, Marquette 68 (at Sommet Center, Nashville, Tenn.)
 Cincinnati 75, Mississippi State 63 (at U.S. Bank Arena, Cincinnati, Ohio)
 Louisville 77, Ole Miss 68 (at U.S. Bank Arena, Cincinnati, Ohio)

2007 - BIG EAST 3, SEC 1

Georgetown 70, Alabama 60 (at BJCC Arena, Birmingham, Ala.)
 West Virginia 88, Auburn 59 (at BJCC Arena, Birmingham, Ala.)
 South Carolina 68, Providence 67 (at Wachovia Center, Philadelphia, Pa.)
 Villanova 68, LSU 67 (at Wachovia Center, Philadelphia, Pa.)

■ Global Sports Invitational —

Louisville won its 26th regular season tournament championship when it beat Ohio University 59-54 in the final game of the event. Both teams entered the game having won all three of its games in the round-robin format of the tournament.

■ Global Sports Invitational Results

Nov. 11 Louisville 83, UT Martin 48
 Lamar 65, Arkansas State 62
 Nov. 13 Ohio University 74, UT Martin 65
 Louisville 68, Lamar 48
 Nov. 15 Ohio University 85, Lamar 78 (ot)
 Nov. 17 Arkansas State 63, UT Martin 45
 Nov. 20 Ohio Univ. 69, Arkansas St. 54
 Nov. 22 Louisville 54, Arkansas State 27
 Lamar 79, UT Martin 69
 Nov. 25 Louisville 59, Ohio University 54

■ Thieving Siva -- While still

recovering from a sprained ankle, Peyton Siva recorded his fourth career five-steal game against Long Beach State. He has eight career games with four or more steals, 14 with three or more, and 31 with at least two.

Peyton Siva five-steal games

7 vs. St. John's, 1.19.11
 6 vs. Connecticut, 2.18.11
 5 vs. Long Beach State, 11.28.11
 5 vs. Morgan State, 12.27.10

1 Angel Nunez

LOUISVILLE

F 6-7 190 Fr. - HS Washington Heights, N.Y. (Notre Dame Prep)


- Pronounced NOON-yez
- Scored his first collegiate point with a free throw vs. UT Martin.
- Totaled nine points and 11 rebounds in a Red-White intrasquad scrimmage in the KFC Yum! Center on Oct. 22.
- Scored 11 points in an exhibition victory over the Commonwealth Giants on Aug. 11 on the Cards' trip to the Bahamas.
- Averaged 13.1 points, 7.8 rebounds and 2.4 blocked shots last season at Notre Dame Prep, which advanced to the finals of the 2011 National Prep Championship.
- Ranked 27th nationally among small forwards by Scout.com and No. 32 among small forwards by ESPN.
- Named the MVP of the White Team in the 2011 Kentucky Derby Festival Basketball Classic all-star game played in Louisville's KFC Yum! Center after producing 16 points, five rebounds and two assists.
- One of eight Notre Dame Prep players to sign with Division I schools in 2011, including two other BIG EAST players: Khem Birch of Pittsburgh and Todd Mayo of Marquette. Former U of L forward/center Terrence Jennings also played a season at Notre Dame Prep.
- Born Dec. 29, 1991 ... Major is communication.

1 Angel Nunez Game-by-Game										3-Point				Rebounds										
Opponent	Date	GS	Min	FG	FGA	Pct	FG	FGA	Pct	FT	FTA	Pct	Off	Def	Tot	Avg	PF	FO	A	TO	Blk	Stl	Pts	Avg
UT MARTIN	11/11/11	8	0	0	.000	0	0	.000	1	2	.500	0	3	3	3.0	0	0	0	0	0	0	1	1.0	
ARKANSAS STATE	11/22/11	6	0	1	.000	0	1	.000	1	2	.500	1	1	2	2.5	0	0	0	0	1	0	0	1	1.0

1 Angel Nunez Career Statistics

Year	GP	GS	Min	Avg	FG	FGA	Pct	3FG	3FGA	Pct	FT	FTA	Pct	OReb	DReb	Reb	Avg	PF	FO	Ast	TO	Blk	Stl	Pts	Avg
2011-12	2	0	14	7.0	0	1	.000	0	1	.000	2	4	.500	1	4	5	2.5	0	0	0	1	0	0	2	1.0
TOTAL	2	0	14	7.0	0	1	.000	0	1	.000	2	4	.500	1	4	5	2.5	0	0	0	1	0	0	2	1.0

2 Russ Smith

LOUISVILLE

G 6-0 160 So. - 1L Briarwood, N.Y. (South Kent School)

- Totaled career highs of 11 points, three assists and two steals off the bench against Long Beach State.
- Made his first career start at Butler in place of the injured Peyton Siva, producing nine points and two steals.
- Has at least one steal in every game this season. He has 23 steals in 201 minutes for his career, translating to 4.6 per 40 minutes of playing time.
- Averaged 18 points in a pair of exhibition victories during the Cards' summer trip to the Bahamas, including 18 in the first half of one game on his way to a 22-point performance.
- A group of injuries limited his playing time as a freshman (broken foot, concussion, strained foot, sore knee), seeing action in 17 games.
- Scored a season-high nine points and added two assists and two steals at Western Kentucky as a freshman (12/22/10).
- Wore number 24 as a freshman.
- Played a year of prep school basketball at South Kent (Conn.) School, averaging 19.7 points and 3.9 assists in helping South Kent (Conn.) School to a 20-12 record.
- Born April 19, 1991 ... Major is undecided.

24 Russ Smith Game-by-Game						3-Point				Rebounds														
Opponent	Date	GS	Min	FG	FGA	Pct	FG	FGA	Pct	FT	FTA	Pct	Off	Def	Tot	Avg	PF	FO	A	TO	Blk	Stl	Pts	Avg
UT MARTIN	11/11/11	15	2	8	.250	2	5	.400	1	2	.500	1	1	2	2.0	2	0	1	3	0	2	7	7.0	
LAMAR	11/13/11	8	0	2	.000	0	0	.000	0	0	.000	0	2	2	2.0	1	0	2	0	0	1	0	3.5	
at BUTLER	11/19/11	* 17	3	6	.500	1	2	.500	2	2	1.000	0	1	1	1.7	4	0	0	4	1	2	9	5.3	
ARKANSAS STATE	11/22/11	* 21	3	10	.300	3	3	1.000	0	1	.000	2	1	3	2.0	3	0	1	1	0	2	9	6.3	
OHIO	11/25/11	18	2	10	.200	1	4	.250	2	3	.667	1	1	2	2.0	2	0	3	0	0	1	7	6.4	
LONG BEACH ST	11/28/11	27	5	11	.455	1	4	.250	0	0	.000	0	1	1	1.8	4	0	3	1	0	2	11	7.2	

24 Russ Smith Career Statistics

Year	GP	GS	Min	Avg	FG	FGA	Pct	3FG	3FGA	Pct	FT	FTA	Pct	OReb	DReb	Reb	Avg	PF	FO	Ast	TO	Blk	Stl	Pts	Avg
2010-11	17	0	96	5.6	14	41	.341	7	17	.412	3	5	.600	1	6	7	0.4	17	0	14	13	1	13	38	2.2
2011-12	6	2	106	17.7	15	47	.319	8	18	.444	5	8	.625	4	7	11	1.8	16	0	10	9	1	10	43	7.2
TOTAL	23	2	202	8.8	29	88	.330	15	35	.429	8	13	.615	5	13	18	0.8	33	0	24	22	2	23	81	3.5

1 Angel Nunez

Season / Career Highs

Points 1 vs. UT Martin (11/11)
vs. Arkansas State (11/22)
Reb. 3 vs. UT Martin (11/11)
Asst. none
Blocks none
Steals none
FGM none
FGA 1 vs. Arkansas State (11/22)
3FGM none
3FGA 1 vs. Arkansas State (11/22)
FT 1 vs. UT Martin (11/11)
vs. Arkansas State (11/22)
FTA 2 vs. UT Martin (11/11)
vs. Arkansas State (11/22)

2 Russ Smith Season Highs

Points 11 vs. Long Beach State (11/28)
Reb. 3 vs. Arkansas State (11/22)
Asst. 3 vs. Ohio (11/25)
vs. Long Beach State (11/28)
Blocks 1 vs. Butler (11/19)
Steals 2 (4 times) latest: vs. Long Beach St. (11/28)
FGM 5 vs. Long Beach State (11/28)
FGA 11 vs. Long Beach State (11/28)
3FGM 3 vs. Arkansas State (11/22)
3FGA 5 vs. UT Martin (11/11)
FT 2 vs. Butler (11/19)
vs. Ohio (11/25)
FTA 3 vs. Ohio (11/25)

2 Russ Smith Career Highs

Points 11 vs. Long Beach State (11/28/11)
Reb. 3 vs. Arkansas State (11/22/11)
Asst. 3 (4 times) latest: vs. LBeach St. (11/28/11)
Blocks 1 vs. Georgetown (1/31)
vs. Butler (11/19/11)
Steals 2 (6 times) latest: vs. LBeach St. (11/28/11)
FGM 5 vs. Long Beach State (11/28/11)
FGA 11 vs. Long Beach State (11/28/11)
3FGM 3 vs. Arkansas State (11/22/11)
3FGA 5 vs. UT Martin (11/11/11)
FT 2 (3 times) latest: vs. Ohio (11/25/11)
FTA 3 vs. Western Ky. (12/22)
vs. Ohio (11/25/11)

3 Peyton Siva

LOUISVILLE

G 5-11 180 Jr. - 2L Seattle, Wash. (Franklin HS)

■ Sprained his left ankle in practice Nov. 14. He missed games against Butler and Arkansas State. He returned to play in the last two games, but is still not fully recovered.

■ Starting point guard who handed out six assists vs. Ohio, the seventh time in his last nine games he has had six or more helpers. His 5.75 assists per game would rank fifth in the BIG EAST, but because of the two games he missed with the ankles sprain he does not meet league minimums.

■ Has made 20 of his last 21 free throws dating back to last season.

■ Recorded his fourth career five-steal game vs. Long Beach State. He has eight career games with four or more steals, 14 with three or more, and 31 with at least two.

■ Handed out nine assists vs. UT Martin, one below his career high and matching the third highest in his career. He added 10 points in the game.

■ Honored on the preseason All-BIG EAST second team, John Wooden Award preseason Top 50 list and Naismith Award watch list.

■ Handed out at least six assists in 17 games (five of the last six) as a sophomore. His 5.2 assists average was the fifth highest ever at U of L and his 182 assists were the fourth most in a U of L single season.

■ Among the BIG EAST leaders in steals (2.0, second; 37th in the nation) and assists (5.2, fourth; 43rd in the nation). He had a steal in 29 of 34 games as a sophomore and gathered multiple steals in 14 of the last 23 games. He was an honorable mention All-BIG EAST selection.

■ His 69 steals ranks eighth in a single-season all-time at Louisville.

■ BIG EAST All-Tournament team selection when he averaged 12.0 points, 7.7 assists and 5.3 rebounds in helping the Cardinals reach the championship game.

■ A McDonald's High School All-America selection, he averaged 18.1 points, 5.3 assists, 3.4 rebounds, and 2.3 steals as a senior as Washington's Mr. Basketball.

■ Born Oct. 24, 1990 ... Major is sociology.

3 Peyton Siva Season Highs

Points 11 vs. Lamar (11/13)
 vs. Long Beach State (11/28)
 Reb. 3 vs. Long Beach State (11/28)
 Blocks 1 vs. UT Martin (11/11)
 Steals 5 vs. Long Beach State (11/28)
 FGM 3 vs. Lamar (11/13)
 vs. Long Beach State (11/28)
 FGA 11 vs. Lamar (11/13)
 3FGM 1 (3 times) *latest*: vs. Long Beach St. (11/28)
 3FGA 4 vs. UT Martin (11/11)
 vs. Lamar (11/13)
 FT 5 vs. UT Martin (11/11)
 FTA 6 vs. UT Martin (11/11)

3 Peyton Siva Career Highs

Points 29 vs. Western Ky. (12/22/10)
 Reb. 7 vs. Seton Hall (1/5/11), UConn (3/12/11)
 Asst. 10 vs. St. John's (1/19/11), DePaul (2/5/11)
 Blocks 2 vs. Connecticut (1/29/11)
 Steals 7 vs. St. John's (1/19/11)
 FGM 8 vs. Western Ky. (12/22/10)
 FGA 14 vs. Connecticut (2/18/11)
 3FGM 4 vs. W. Virginia (1/30/10), W Ky. (12/22/10)
 3FGA 7 vs. Western Ky. (12/22/10)
 FT 9 vs. Western Ky. (12/22/10)
 FTA 10 (3 times) *latest*: vs. Marquette (1/15/11)

3 Peyton Siva Game-by-Game

Opponent	Date	GS	Min	FG	FGA	Pct	3-Point			FT	FTA	Pct	Rebounds			PF	FO	A	TO	Blk	Stl	Pts	Avg
							FG	FGA	Pct				Off	Def	Tot								
UT MARTIN	11/11/11	*	25	2	7	.286	1	4	.250	5	6	.833	0	2	2	2.0	1	0	9	4	1	2	10.0
LAMAR	11/13/11	*	27	3	10	.300	1	4	.250	4	4	1.000	0	2	2	2.0	4	0	3	3	0	0	11
OHIO	11/25/11	*	33	0	7	.000	0	3	.000	4	4	1.000	0	1	1	1.7	3	0	6	4	0	0	8.3
LONG BEACH ST	11/28/11	*	22	3	7	.429	1	3	.333	4	4	1.000	0	3	3	2.0	4	0	5	6	0	5	11

3 Peyton Siva Career Statistics

Year	GP	GS	Min	Avg	FG	FGA	Pct	3FG	3FGA	Pct	FT	FTA	Pct	OReb	DReb	Reb	Avg	PF	FO	Ast	TO	Blk	Stl	Pts	Avg
2009-10	31	0	349	11.3	38	88	.432	19	47	.404	25	41	.610	5	21	26	0.8	66	1	56	46	2	31	120	3.9
2010-11	35	35	975	27.9	114	256	.445	25	92	.272	94	138	.681	12	97	109	3.1	96	4	182	101	6	69	347	9.9
2011-12	4	4	107	26.8	8	31	.258	3	14	.214	17	18	.944	0	8	8	2.0	12	0	23	17	1	7	36	9.0
TOTAL	70	39	1431	20.4	160	375	.427	47	153	.307	136	197	.690	17	126	143	2.0	174	5	261	164	9	107	503	7.2

4 Rakeem Buckles

LOUISVILLE

F 6-7 215 Jr. - 2L Miami, Fla. (Monsignor Pace HS)

■ Working to return from a season-ending torn ACL in his right knee suffered against Pitt on Feb. 27. He had surgery March 16 to repair the knee. He participated in his first individual instruction session on Nov. 9 and U of L is hopeful for a return within the next two weeks. He began limited practice with the team on Nov. 24.

■ Tough sophomore season with three separate injuries keeping him off the court (concussion, broken finger, torn ACL).

■ Cards' top rebounder (6.1) who ranked ninth in the BIG EAST before his injury (7.5 at the time). He had seven or more rebounds in seven of his 16 games last season.

■ Scored in double figures in five games as a sophomore and had three double-digit rebounding efforts.

■ Totalled 12 points, a career-high 14 rebounds, two assists and two steals against South Alabama, his second double-double of the season and third of his career.

■ Finished his freshman year scoring a career-high 20 points against California in the first round of the NCAA Tournament. He added nine rebounds while hitting 10-of-11 field goals.

■ Produced his first career double-double with 10 points and 11 rebounds at UNLV as a freshman.

■ Class 4A Player of the Year in Florida when he averaged 22.8 points, 13.1 rebounds and 3.5 blocked shots as a senior in helping Monsignor Pace post a 24-8 record and the Class 4A regional finals. Monsignor Pace won the state championship in his sophomore and junior seasons.

■ Born Nov. 15, 1990 ... Major is undecided.

4 Rakeem Buckles Season Highs

Points none
 Reb. none
 Asst. none
 Blocks none
 Steals none
 FGM none
 FGA none
 3FGM none
 3FGA none
 FT none
 FTA none

4 Rakeem Buckles Career Highs

Points 20 vs. California (3/19/10)
 Reb. 14 vs. South Alabama (12/4/10)
 Asst. 4 vs. San Francisco (12/8/10)
 vs. Western Ky. (12/22/10)
 Blocks 1 (9 times) *latest:* vs. UConn (2/18/11)
 Steals 3 vs. Butler (11/16/10)
 FGM 10 vs. California (3/19/10)
 FGA 12 vs. Butler (11/16/10)
 3FGM 3 vs. Western Ky. (12/22/10)
 3FGA 4 vs. Butler (11/16/10)
 FT 4 (3 times) *latest:* vs. South Ala. (12/4/10)
 FTA 7 vs. Butler (11/16/10)


4 Rakeem Buckles Game-by-Game

Opponent	Date	GS	Min	FG	FGA	Pct	3-Point			Rebounds			PF	FO	A	TO	Blk	Stl	Pts	Avg	
							FG	FGA	Pct	FT	FTA	Pct									Off
None																					

4 Rakeem Buckles Career Statistics

Year	GP	GS	Min	Avg	FG	FGA	Pct	3FG	3FGA	Pct	FT	FTA	Pct	OReb	DReb	Reb	Avg	PF	FO	Ast	TO	Blk	Stl	Pts	Avg
2009-10	32	2	363	11.3	45	86	.523	1	6	.167	30	41	.732	51	59	110	3.4	68	1	15	24	5	14	121	3.8
2010-11	16	10	301	18.8	39	81	.481	11	26	.423	19	31	.613	36	62	98	6.1	38	0	24	36	4	13	108	6.8
2011-12	0	0	0	0.0	0	0	.000	0	0	.000	0	0	.000	0	0	0	0.0	0	0	0	0	0	0	0	0.0
TOTAL	48	12	664	13.8	84	167	.503	12	32	.375	49	72	.681	87	121	208	4.3	106	1	39	60	9	27	229	4.8

5 Chris Smith

LOUISVILLE

G 6-2 195 Sr. - 1L Millstone, N.J. (Manhattan College)

■ Combining his 596 points while at Manhattan and his 360 scored at Louisville, he is 13 points short of 1,000 during his collegiate career.

■ Second on the team in assists (3.2) with 19 assists and just four turnovers on the season. His 4.75 assists-to-turnovers ratio leads in the BIG EAST.

■ He dished out three assists without a turnover in his last game vs. Long Beach State, extending his turnover-free streak to 101 minutes dating back to the second half of the Butler game. He has 11 assists during that stretch.

■ Totaled a season-high 18 points against Long Beach State, one below his career best. He buried a career-best four three-pointers and added three assists, three steals and no turnovers.

■ Scored 15 points at Butler, 13 in the second half. He and fellow senior Kyle Kuric combined to score 25 of the last 29 points in the game.

■ Double-figure scorer in 16 games as a junior. He started 20 of the last 26 games. He and Peyton Siva were the only Cardinals to play in all 35 games during the 2010-11 season.

■ Ranked ninth in the BIG EAST in three-point percentage (.404). He was third on the team in assists (2.5 per game).

■ Totaled a career-high 19 points, seven rebounds, three assists and two steals at Providence.

■ Joined the Cardinals as a walk-on transfer who played two years at Manhattan College, starting 41 of his 50 games there.

■ Averaged 13.4 points, 5.7 rebounds and 2.7 blocked shots as a sophomore when he led the Jaspers in rebounding and was second in scoring. He scored 35 points against Princeton (12-14-08).

■ His brother J.R. plays for the Denver Nuggets. His father Earl played for Monmouth.

■ Born Oct. 13, 1987 ... Major is justice administration.

5 Chris Smith Season Highs

Points 18 vs. Long Beach State (11/28)

Reb. 5 vs. UT Martin (11/11)
vs. Lamar (11/13)

Asst. 7 vs. Arkansas State (11/22)

Blocks none

Steals 3 vs. Long Beach State (11/28)

FGM 5 vs. Long Beach State (11/28)

FGA 10 vs. Long Beach State (11/28)

3FGM 4 vs. Long Beach State (11/28)

3FGA 6 vs. Long Beach State (11/28)

FT 6 vs. Butler (11/19)

FTA 8 vs. Butler (11/19)

5 Chris Smith Career Highs

Points 19 vs. Providence (1/22/11)

Reb. 11 vs. Marquette (3/10/11)

Asst. 7 vs. Arkansas State (11/22/11)

Blocks 2 vs. UNLV (12/11/10)

Steals 3 (3 times) *latest*: vs. LBeach St. (11/28/11)

FGM 8 vs. Western Ky. (12/22/10)

FGA 14 vs. Providence (3/2/11)

3FGM 4 vs. Long Beach State (11/28/11)

3FGA 6 (4 times) *latest*: vs. LBeach St. (11/28/11)

FT 7 vs. West Virginia (3/5/11)

FTA 8 vs. West Virginia (3/5/11)

vs. Butler (11/19/11)

5 Chris Smith Game-by-Game

5 Chris Smith Game-by-Game						3-Point				Rebounds														
Opponent	Date	GS	Min	FG	FGA	Pct	FG	FGA	Pct	FT	FTA	Pct	Off	Def	Tot	Avg	PF	FO	A	TO	Blk	Stl	Pts	Avg
UT MARTIN	11/11/11	*	22	3	6	.500	1	3	.333	0	0	.000	1	4	5	5.0	0	0	4	1	0	1	7	7.0
LAMAR	11/13/11	*	26	2	6	.333	1	2	.500	5	6	.833	1	4	5	5.0	2	0	2	2	0	0	10	8.5
at BUTLER	11/19/11	*	37	4	8	.500	1	3	.333	6	8	.750	1	3	4	4.7	0	0	2	1	0	2	15	10.7
ARKANSAS STATE	11/22/11	*	29	1	2	.500	1	2	.500	2	2	1.000	0	3	3	4.3	1	0	7	0	0	0	5	9.3
OHIO	11/25/11	*	27	3	4	.750	0	1	.000	2	2	1.000	0	2	2	3.8	1	0	1	0	0	1	8	9.0
LONG BEACH ST	11/28/11	*	33	5	10	.500	4	6	.667	4	4	1.000	0	2	2	3.5	1	0	3	0	0	3	18	10.5

5 Chris Smith Career Statistics

Year	GP	GS	Min	Avg	FG	FGA	Pct	3FG	3FGA	Pct	FT	FTA	Pct	OReb	DReb	Reb	Avg	PF	FO	Ast	TO	Blk	Stl	Pts	Avg
2010-11	35	20	909	26.0	116	253	.458	38	94	.404	58	85	.682	54	107	161	4.6	50	0	88	58	3	32	328	9.4
2011-12	6	6	174	29.0	18	36	.500	8	17	.471	19	22	.864	3	18	21	3.5	5	0	19	4	0	7	63	10.5
TOTAL	41	26	1083	26.4	134	289	.464	46	111	.414	77	107	.720	57	125	182	4.4	55	0	107	62	3	39	391	9.5

10 Gorgui Dieng

LOUISVILLE

C 6-11 235 So. - 1L Kebemer, Senegal (Huntington Prep)

- Pronounced GOR-gee Jeng
- Leads the BIG EAST in blocked shots (3.0 per game) and is fifth in rebounding (8.2). He is tied for 10th nationally in blocked shots.
- Has blocked a shot in 30 of his 35 career games, with multiple swats in 18 games. He blocked at least four shots in eight games, including three of six this season (5 vs. UT Martin, 4 vs. Lamar, 4 vs. Arkansas State). Last season, he was third in the BIG EAST and ranked 53rd nationally in blocks (1.9).
- Produced his second career double-double with 10 points and a career-high 16 rebounds against Ohio, the most rebounds for a Cardinal since Terrence Williams also pulled down 16 against Notre Dame on Jan. 12, 2009.
- One of three Cardinals all-time to start the year with at least a pair of blocks in each of the first five games, joining recent teammate Terrence Jennings (six straight to open last season) and Louisville career blocks leader Pervis Ellison (seven straight to start the '85-'86 title campaign).
- Totaled nine rebounds, seven points and four blocked shots against Lamar, the third-highest rebounding total of his career.
- Cards' starting center has gained over 20 pounds since arriving at U of L.
- Produced his first career double-double with 13 points and a career-high 12 rebounds against Connecticut (2/18/11).
- Starter at center in 10 games as a freshman, averaging 6.4 points, 4.9 rebounds and 2.2 blocks in those 10 starts while hitting 26-of-42 field goals (.619).
- Has a 7-4 wingspan and speaks five languages (Spanish, French, Italian, English and his native Wolof).
- Averaged 15.4 points, 12.6 rebounds and 7.2 blocked shots as a senior at Huntington Prep.
- Born Jan. 18, 1990 ... Major is undecided.

10 Gorgui Dieng Season Highs

Points 10 vs. Arkansas State (11/22)
 vs. Ohio (11/25)
 Reb. 16 vs. Ohio (11/25)
 Asst. 2 (3 times) *latest:* vs. Ohio (11/25)
 Blocks 5 vs. UT Martin (11/11)
 Steals 2 vs. Arkansas State (11/22)
 FGM 5 vs. Ohio (11/25)
 FGA 10 vs. Ohio (11/25)
 3FGM none
 3FGA none
 FT 4 vs. Arkansas State (11/22)
 FTA 5 vs. Long Beach State (11/28)

10 Gorgui Dieng Career Highs

Points 15 vs. FIU (12/1/10)
 Reb. 16 vs. Ohio (11/25/11)
 Asst. 2 (9 times) *latest:* vs. Ohio (11/25/11)
 Blocks 7 vs. FIU (12/1/10)
 vs. Gardner-Webb (12/18/10)
 Steals 2 vs. (4 times) *latest:* vs. Arkansas State (11/22/11)
 FGM 6 vs. FIU (12/1)
 FGA 10 vs. Ohio (11/25/11)
 3FGM none
 3FGA 1 vs. Butler (11/16)
 FT 6 vs. USF (1/9)
 FTA 7 vs. Connecticut (2/18)

10 Gorgui Dieng Game-by-Game

10 Gorgui Dieng Game-by-Game						3-Point				Rebounds														
Opponent	Date	GS	Min	FG	FGA	Pct	FG	FGA	Pct	FT	FTA	Pct	Off	Def	Tot	Avg	PF	FO	A	TO	Blk	Stl	Pts	Avg
UT MARTIN	11/11/11	*	23	2	3	.667	0	0	.000	2	4	.500	2	3	5	5.0	4	0	2	3	5	1	6	6.0
LAMAR	11/13/11	*	24	2	6	.333	0	0	.000	3	4	.750	4	5	9	7.0	4	0	1	1	4	0	7	6.5
at BUTLER	11/19/11	*	34	3	3	1.000	0	0	.000	2	3	.667	2	2	4	6.0	2	0	2	2	2	0	8	7.0
ARKANSAS STATE	11/22/11	*	25	3	5	.600	0	0	.000	4	4	1.000	2	5	7	6.3	4	0	1	2	4	2	10	7.8
OHIO	11/25/11	*	32	5	10	.500	0	0	.000	0	2	.000	10	6	16	8.2	3	0	2	1	2	0	10	8.2
LONG BEACH ST	11/28/11	*	25	3	7	.429	0	0	.000	3	5	.600	4	4	8	8.2	5	1	0	1	1	0	9	8.3

10 Gorgui Dieng Career Statistics

Year	GP	GS	Min	Avg	FG	FGA	Pct	3FG	3FGA	Pct	FT	FTA	Pct	OReb	DReb	Reb	Avg	PF	FO	Ast	TO	Blk	Stl	Pts	Avg
2010-11	29	10	451	15.6	68	110	.618	0	1	.000	28	52	.538	53	75	128	4.4	63	3	19	27	56	13	164	5.7
2011-12	6	6	163	27.2	18	34	.529	0	0	.000	14	22	.636	24	25	49	8.2	22	1	8	10	18	3	50	8.3
TOTAL	35	16	614	17.5	86	144	.597	0	1	.000	42	74	.568	77	100	177	5.1	85	4	27	37	74	16	214	6.1

12 Zach Price**LOUISVILLE****C 6-10 235 Fr. - HS Cleveland, Ohio (Jeffersonville, Ky. HS)**

■ Scored his first collegiate points with a bucket against UT Martin in the Cards' season opener.

■ Scored 11 points and four steals in an exhibition victory over the Real Deal Shockers on Aug. 12 on the Cards' trip to the Bahamas.

■ Averaged 11.6 points, 6.9 rebounds and shot 63 percent from the field as a senior in helping Jeffersontown High School post a 25-7 record and reach the regional finals.

■ First team all-state selection as a senior. His family moved to Louisville for his senior season after playing the remainder of his high school career at St. Edward's in Lakewood, Ohio.

■ Ranked No. 56 nationally in the ESPN 100, 67th by Rivals.com, No. 63 by USA Today recruiting analyst Rob Harrington, and 65th by Scout.com.

■ Missed over seven weeks and 13 games his senior year with a deep thigh bruise.

■ Born June 7, 1993 ... Major is communication with a minor in Pan African Studies.

12 Zach Price**Season / Career Highs**

Points 2 vs. UT Martin (11/11)
vs. Arkansas State (11/22)
Reb. 2 vs. Arkansas State (11/22)
Asst. none
Blocks none
Steals none
FGM 1 vs. UT Martin (11/11)
vs. Arkansas State (11/22)
FGA 2 vs. UT Martin (11/11)
vs. Arkansas State (11/22)
3FGM none
3FGA none
FT none
FTA 3 vs. UT Martin (11/11)

12 Zach Price Game-by-Game

Opponent	Date	GS	Min	FGFGA	3-Point				Pct	Rebounds				Pct	Off	Def	Tot	Avg	PF	FO	A	TO	Blk	Stl	Pts	Avg
					Pct	FG	FGA	Pct	FT	FTA	Pct	Off	Def	Tot												
UT MARTIN	11/11/11	10	1	2	.500	0	0	.000	0	3	.000	0	1	1	1.0	3	0	0	0	0	0	0	0	0	2	2.0
ARKANSAS STATE	11/22/11	6	1	2	.500	0	0	.000	0	1	.000	1	1	2	1.5	2	0	0	0	0	0	0	0	0	2	2.0
LONG BEACH ST	11/28/11	2	0	0	.000	0	0	.000	0	1	.000	0	1	1	1.3	0	0	0	0	0	0	0	0	0	0	1.3

12 Zach Price Career Statistics

Year	GP	GS	Min	Avg	FG	FGA	Pct	3FG	3FGA	Pct	FT	FTA	Pct	OReb	DReb	Reb	Avg	PF	FO	Ast	TO	Blk	Stl	Pts	Avg
2011-12	3	0	18	6.0	2	4	.500	0	0	.000	0	5	.000	1	3	4	1.3	5	0	0	0	0	0	4	1.3
TOTAL	3	0	18	6.0	2	4	.500	0	0	.000	0	5	.000	1	3	4	1.3	5	0	0	0	0	0	4	1.3

13 Mark Jackson, Jr.**LOUISVILLE****G 6-3 230 Fr. - RS Brooklyn, Ca. (Taft HS)**

■ Walk-on guard who redshirted during the 2010-11 season.

■ Scored his first collegiate points with five points against UT Martin in the Cards' season opener.

■ Played a shortened season as a senior at Taft of Woodland Hills after meeting transfer requirements.

■ Transferred from Taft to Calabasas High School for his sophomore and junior seasons before returning to Taft for his final season.

■ Son of former NBA guard and current television analyst Mark Jackson, who played 17 seasons in the NBA with the New York Knicks, Los Angeles Clippers, Indiana Pacers, Denver Nuggets, Toronto Raptors, Utah Jazz, and Houston Rockets. He ranks second on the NBA's all-time assists chart with 10,334 career assists. Pitino coached him while the head coach of the New York Knicks.

■ His uncle Troy Jackson -- who passed away Feb. 20 -- played basketball at U of L (1996-98).

■ Born Dec. 28, 1991 ... Major is communication.

13 Mark Jackson, Jr.**Season / Career Highs**

Points 5 vs. UT Martin (11/11)
Reb. 1 vs. UT Martin (11/11)
Asst. none
Blocks none
Steals none
FGM 2 vs. UT Martin (11/11)
FGA 2 vs. UT Martin (11/11)
3FGM 1 vs. UT Martin (11/11)
3FGA 1 vs. UT Martin (11/11)
FT none
FTA none

13 Mark Jackson, Jr. Game-by-Game

Opponent	Date	GS	Min	FGFGA	3-Point				Pct	Rebounds				Pct	Off	Def	Tot	Avg	PF	FO	A	TO	Blk	Stl	Pts	Avg
					Pct	FG	FGA	Pct	FT	FTA	Pct	Off	Def	Tot												
UT MARTIN	11/11/11	5	2	2	1.000	1	1	1.000	0	0	.000	0	1	1	1.0	0	0	0	0	0	0	2	0	0	5	5.0
LONG BEACH ST	11/28/11	0+	0	0	.000	0	0	.000	0	0	.000	0	0	0	0.5	0	0	0	0	0	0	0	0	0	0	2.5

13 Mark Jackson, Jr. Career Statistics

Year	GP	GS	Min	Avg	FG	FGA	Pct	3FG	3FGA	Pct	FT	FTA	Pct	OReb	DReb	Reb	Avg	PF	FO	Ast	TO	Blk	Stl	Pts	Avg
2011-12	2	0	5	2.5	2	2	1.000	1	1	1.000	0	0	.000	0	1	1	0.5	0	0	0	2	0	0	5	2.5
TOTAL	2	0	5	2.5	2	2	1.000	1	1	1.000	0	0	.000	0	1	1	0.5	0	0	0	2	0	0	5	2.5

14 Kyle Kuric

LOUISVILLE

G/F 6-4 195 Sr. - 3L Evansville, Ind. (Memorial HS)

■ Cards top scorer (12.0 ppg). He is averaging 14.1 points and 5.5 rebounds per outing since Feb. 9 of last season after putting up 4.8 ppg and 2.1 rpg in 68 career games prior to that.

■ Needs 27 points to reach 600 for his career.

■ Buried his 100th career three-point goal against Ohio, including two under four minutes when the Cards were down six.

■ Against Ohio, Kuric produced a career-best three blocked shots and a career-high matching four steals -- including a huge one that led to the go-ahead basket with 1:49 to play. It was the first time a U of L player had totaled at least three blocks and four steals in a game in nearly 12 years -- since Dion Edward swatted three shots and recorded five steals in a 78-58 win over the UCF on Dec. 15, 1999. Only nine different Cardinals have ever put together such a performance.

■ Has three games with 3+ steals this season.

■ Scored a season-high 17 points at Butler, 12 in the second half. He and Chris Smith combined to score 25 of the Cardinals' last 29 points in the game.

■ Scored a team-high matching 14 points vs. UT Martin.

■ Grabbed at least three steals in three of the Cards' first six games, his sixth career games with at least three steals.

■ Expanded his community service efforts this year, promoting projects through his web site KylesCornerForKids.com.

■ Starter in 19 games at forward as a junior. He was third in the BIG EAST in three-point percentage (.449, 70-of-156) and was seventh in field goal percentage (.514).

■ Hit 40 of his 70 three-pointers on the season over the last 16 games. His 70 three-pointers were the 11th most for a U of L player in a single season.

■ Has 19 career double-figure scoring efforts, including 16 as a junior (12 of the last 19 games) when he had six 20-point scoring games.

■ Scored a career-high 28 points at Notre Dame, adding four rebounds and a steal. His dunk just before halftime in that game was named the national Papa John's Dunk of the Year.

■ Was crowned U of L's Homecoming King during his junior year (Oct. 9, 2010), a crown he passed on to teammate Peyton Siva.

■ Huge game as a sophomore in the regular season finale against then No. 1 Syracuse, scoring a career-high 22 points, all in the second half. He added three rebounds, two assists, a steal, and four dunks while connecting on 9-of-11 field goals (4-of-6 three-pointers).

■ Serves as the student representative on the U of L Athletic Association Board of Directors.

■ His sister Katie was a goalkeeper for the U of L women's soccer team.

■ Born Aug. 25, 1989 ... Major is business management with a minor in entrepreneurship.

14 Kyle Kuric Season Highs

Points 17 vs. Butler (11/19)
 Reb. 6 vs. Butler (11/19)
 Asst. 3 vs. Lamar (11/13)
 vs. Butler (11/19)
 Blocks 3 vs. Ohio (11/25)
 Steals 4 vs. Ohio (11/25)
 FGM 7 vs. Butler (11/19)
 FGA 12 vs. UT Martin (11/11)
 vs. Ohio (11/25)
 3FGM 3 vs. Butler (11/19)
 vs. Ohio (11/25)
 3FGA 8 vs. Ohio (11/25)
 FT 3 vs. Ohio (11/25)
 vs. Long Beach State (11/28)
 FTA 4 vs. Ohio (11/25)
 vs. Long Beach State (11/28)

14 Kyle Kuric Career Highs

Points 28 vs. Notre Dame (2/9/11)
 Reb. 9 vs. Radford (12/27/09), Providence (3/2/11)
 Asst. 4 vs. Syracuse (2/12/11)
 Blocks 3 vs. Ohio (11/25/11)
 Steals 4 vs. Chattanooga (11/22/10)
 vs. Ohio (11/25/11)
 FGM 11 vs. Providence (3/2/11)
 FGA 18 vs. Providence (3/2/11)
 3FGM 7 vs. Morgan State (12/27/10)
 3FGA 10 vs. Morgan St (12/27/10), Marq (3/10/11)
 FT 6 vs. Notre Dame (2/9/11)
 FTA 6 (3 times) latest: vs. Notre Dame (2/9/11)

14 Kyle Kuric Game-by-Game

Opponent	Date	GS	Min	FG	FGA	Pct	3-Point			FT	FTA	Pct	Rebounds				PF	FO	A	TO	Blk	Stl	Pts	Avg
							FG	FGA	Pct				Off	Def	Tot	Avg								
UT MARTIN	11/11/11	*	27	6	12	.500	2	6	.333	0	0	.000	1	4	5	5.0	1	0	2	1	1	3	14	14.0
LAMAR	11/13/11	*	37	2	6	.333	0	1	.000	2	2	1.000	1	3	4	4.5	2	0	3	2	0	3	6	10.0
at BUTLER	11/19/11	*	40	7	11	.636	3	6	.500	0	0	.000	1	5	6	5.0	1	0	3	1	0	0	17	12.3
ARKANSAS STATE	11/22/11	*	32	5	10	.500	1	2	.500	1	2	.500	0	3	3	4.5	2	0	0	0	0	1	12	12.3
OHIO	11/25/11	*	40	5	12	.417	3	8	.375	3	4	.750	3	2	5	4.6	1	0	1	2	3	4	16	13.0
LONG BEACH ST	11/28/11	*	35	2	6	.333	0	2	.000	3	4	.750	0	2	2	4.2	4	0	1	0	0	1	7	12.0

14 Kyle Kuric Career Statistics

Year	GP	GS	Min	Avg	FG	FGA	Pct	3FG	3FGA	Pct	FT	FTA	Pct	OReb	DReb	Reb	Avg	PF	FO	Ast	TO	Blk	Stl	Pts	Avg
2008-09	17	1	93	5.5	10	19	.526	5	11	.455	2	2	1.000	9	7	16	0.9	6	0	5	6	3	2	27	1.6
2009-10	30	2	418	13.9	43	94	.457	18	50	.360	15	24	.625	31	44	75	2.5	39	0	12	12	1	18	119	4.0
2010-11	33	19	928	28.1	130	253	.514	70	156	.449	25	33	.758	45	84	129	3.9	56	0	40	26	7	29	355	10.8
2011-12	6	6	211	35.2	27	57	.474	9	25	.360	9	12	.750	6	19	25	4.2	11	0	10	6	4	12	72	12.0
TOTAL	86	28	1650	19.2	210	423	.496	102	242	.421	51	71	.718	91	154	245	2.8	112	0	67	50	15	61	573	6.7

15 Tim Henderson

LOUISVILLE

G 6-2 180 So. - 1L Louisville, Ky. (Christian Academy)

■ Local walk-on guard, buried a three-pointer in the Cards' opening game against UT Martin.

■ Played a solid five minutes in the second half at Butler.

■ Saw action in 18 games as a freshman, scoring in six games.

■ Scored four points and had an assist against South Alabama last year (12/4/10).

■ Made the most of his 10 minutes of action against Chattanooga, scoring four points while adding a rebound and an assist last season (11/22/10).

■ One of two Kentuckians on the Cardinal roster (also Elisha Justice).

■ Averaged 16.2 points and 8.0 rebounds as a senior at Christian Academy.

■ Collected six double-doubles as an all-region selection his senior year, among them a 15-rebound effort against Louisville Collegiate on Jan. 5, a game in which he also went 4-for-6 from behind the arc. His high school scoring high was 29 points.

■ His father Jeff was a swimmer at U of L (1976-79), his mother played tennis at U of L and his sister played basketball at Asbury College.

■ Born Sept. 15, 1991 ... Major is sport administration.

15 Tim Henderson Season Highs

Points 3 vs. UT Martin (11/11)

Reb. 1 vs. UT Martin (11/11)

vs. Arkansas State (11/22)

Asst. 1 vs. Long Beach State (11/28)

Blocks none

Steals none

FGM 1 vs. UT Martin (11/11)

FGA 3 vs. UT Martin (11/11)

3FGM 1 vs. UT Martin (11/11)

3FGA 1 vs. UT Martin (11/11)

vs. Long Beach State (11/28)

FT 1 vs. Arkansas State (11/22)

FTA 2 vs. Arkansas State (11/22)

15 Tim Henderson Career Highs

Points 4 vs. Chattanooga (11/22/10)

vs. South Alabama (12/4/10)

Reb. 3 vs. St. John's (1/19/11)

Asst. 2 vs. Morgan State (12/27/10)

Blocks none

Steals 2 vs. Morgan State (12/27/10)

FGM 2 vs. South Alabama (12/4/10)

FGA 7 vs. South Alabama (12/4/10)

3FGM 1 (3 times) *latest*: vs. UT Martin (11/11/11)

3FGA 2 vs. Chattanooga (11/22/10)

FT 1 vs. Chattanooga (11/22/10)

vs. Arkansas State (11/22/11)

FTA 2 vs. Chattanooga (11/22/10)

vs. Arkansas State (11/22/11)

15 Tim Henderson Game-by-Game

15 Tim Henderson Game-by-Game						3-Point			Rebounds															
Opponent	Date	GS	Min	FG	FGA	Pct	FG	FGA	Pct	FT	FTA	Pct	Off	Def	Tot	Avg	PF	FO	A	TO	Blk	Stl	Pts	Avg
UT MARTIN	11/11/11		6	1	3	.333	1	11	.000	0	0	.000	1	0	1	1.0	1	0	0	1	0	0	3	3.0
at BUTLER	11/19/11		5	0	0	.000	0	0	.000	0	0	.000	0	0	0	0.5	1	0	0	0	0	0	0	1.5
ARKANSAS STATE	11/22/11		5	0	0	.000	0	0	.000	1	2	.500	0	1	1	0.7	1	0	0	2	0	1	1	1.3
LONG BEACH ST	11/28/11		3	0	1	.000	0	1	.000	0	0	.000	0	1	1	0.8	0	1	0	0	0	0	0	1.0

15 Tim Henderson Career Statistics

Year	GP	GS	Min	Avg	FG	FGA	Pct	3FG	3FGA	Pct	FT	FTA	Pct	OReb	DReb	Reb	Avg	PF	FO	Ast	TO	Blk	Stl	Pts	Avg
2010-11	18	0	63	3.5	7	21	.333	2	9	.222	1	2	.500	3	8	11	0.6	12	0	6	3	0	4	17	0.9
2011-12	4	0	19	4.8	1	4	.250	1	2	.500	1	2	.500	1	2	3	0.8	3	0	1	3	0	0	4	1.0
TOTAL	22	0	82	3.7	8	25	.320	3	11	.273	2	4	.500	4	10	14	0.6	15	0	7	6	0	4	21	1.0

21 Jared Swopshire

LOUISVILLE

F 6-8 205 Jr. - 2L St. Louis, Mo. (IMG Academy)

■ Currently the top front line reserve for the Cards, playing the power forward or center positions while averaging 7.2 ppg and 5.8 rpg.

■ Has gathered five or more rebounds in 14 of his last 15 games dating back to his sophomore season in 2009-10, grabbing three vs. Ohio to break a 13-game streak. He had 10 points and six rebounds in his last game against Long Beach State.

■ In his first official game after missing all of last season, he came off the bench to produce eight points, five rebounds vs. UT Martin.

■ Had a game-high 13 points and eight rebounds vs. Lamar.

■ Sustained a groin injury in the summer of 2010, had surgery on Jan. 10, missed the entire 2010-11 season, and began practicing with the team in October. After a slow start, he broke out with a strong performance against Bellarmine in the Cards' second exhibition game when he had 14 points and nine rebounds.

■ Started 20 games at forward as a sophomore. He grabbed at least seven rebounds in 16 games and scored in double digits on 12 occasions.

■ Ranked sixth in the BIG EAST in free throw percentage (.840) as a sophomore.

■ Produced his first career double-double with 10 points, 11 rebounds and two assists against Arkansas in a return to his home city of St. Louis, Mo.

■ Born Oct. 17, 1989 ... Major is sport administration.

21 Jared Swopshire Season Highs

Points 13 vs. Lamar (11/13)
 Reb. 8 vs. Lamar (11/13)
 Asst. 1 (4 times) *latest:* vs. Long Beach St. (11/28)
 Blocks none
 Steals 1 (3 times) *latest:* vs. Long Beach St. (11/28)
 FGM 6 vs. Lamar (11/13)
 FGA 14 vs. Lamar (11/13)
 3FGM 1 vs. Ohio (11/25)
 3FGA 2 vs. Lamar (11/13)
 vs. Butler (11/19)
 FT 2 vs. Butler (11/19)
 vs. Long Beach State (11/28)
 FTA 3 vs. Butler (11/19)

21 Jared Swopshire Career Highs


Points 15 vs. St. John's (1/9/10)
 Reb. 11 vs. Arkansas (11/17/09)
 vs. Providence (1/6/10)
 Asst. 5 vs. Rutgers (2/6/10)
 vs. DePaul (2/20/10)
 Blocks 3 vs. Notre Dame (2/17/10)
 Steals 3 vs. W. Carolina (12/12/09)
 vs. USF (12/30/09)
 FGM 6 vs. Lamar (11/13/11)
 FGA 14 vs. Lamar (11/13/11)
 3FGM 2 (6 times) *latest:* vs. Connecticut (2/28/10)
 3FGA 5 vs. Connecticut (2/28/10)
 FT 7 vs. Villanova (1/11/10)
 FTA 7 vs. Villanova (1/11/10)

21 Jared Swopshire Game-by-Game

21 Jared Swopshire Game-by-Game										3-Point			Rebounds												
Opponent	Date	GS	Min	FG	FGA	Pct	FG	FGA	Pct	FT	FTA	Pct	Off	Def	Tot	Avg	PF	FO	A	TO	Blk	Stl	Pts	Avg	
UT MARTIN	11/11/11	16	4	1	0.000	0	0	0.000	0	0	.000	2	3	5	5.0	4	0	0	0	0	0	0	8	8.0	
LAMAR	11/13/11	24	6	14	.429	0	2	0.000	1	2	.500	2	6	8	6.5	2	0	0	1	0	1	13	10.5		
at BUTLER	11/19/11	23	3	8	.375	0	2	0.000	2	3	.667	0	6	6	6.3	1	0	1	0	0	0	8	9.7		
ARKANSAS STATE	11/22/11	18	0	4	.000	0	0	0.000	1	2	.500	1	6	7	6.5	1	0	1	2	0	0	1	7.5		
OHIO	11/25/11	19	1	1	1.000	1	1	1.000	0	0	.000	1	2	3	5.8	1	0	1	1	0	1	3	6.6		
LONG BEACH ST	11/28/11	24	4	7	.571	0	0	0.000	2	2	1.000	4	2	6	5.8	2	0	1	2	0	1	10	7.2		

21 Jared Swopshire Career Statistics

Year	GP	GS	Min	Avg	FG	FGA	Pct	3FG	3FGA	Pct	FT	FTA	Pct	OReb	DReb	Reb	Avg	PF	FO	Ast	TO	Blk	Stl	Pts	Avg
2008-09	37	1	201	5.4	18	50	.360	5	19	.263	10	17	.588	14	28	42	1.1	20	0	7	18	3	6	51	1.4
2009-10	33	20	824	25.0	78	205	.380	22	68	.324	68	81	.840	62	138	200	6.1	63	1	43	42	13	22	246	7.5
2011-12	6	0	124	20.7	18	38	.474	1	5	.200	6	9	.667	10	25	35	5.8	11	0	4	6	0	3	43	7.2
TOTAL	76	21	1149	15.1	114	293	.389	28	92	.304	84	107	.785	86	191	277	3.6	94	1	54	66	16	31	340	4.5

LOUISVILLE

- Points 12 vs. Butler (11/16/10)
vs. FIU (12/1/10)
Reb. 6 vs. Butler (11/16/10)
Asst. 6 vs. Chattanooga (11/22/10)
Blocks none
Steals 3 vs. Morehead St. (3/17/11)
vs. Arkansas State (11/22/11)
FGM 4 vs. FIU (12/1/10)
FGA 8 vs. Arkansas State (11/22/11)
3FGM 3 vs. FIU (12/1/10)
3FGA 4 vs. FIU (12/1/10)
vs. Providence (1/22/11)
FT 9 vs. Butler (11/16/10)
FTA 14 vs. Butler (11/16/10)

22 Elisha Justice Game-by-Game										3-Point				Rebounds													
Opponent	Date	GS	Min	FG	FGA	Pct	FG	FGA	Pct	FT	FTA	Pct	Off	Def	Tot	Avg	PF	FO	A	TO	Blk	Stl	Pts	Avg			
UT MARTIN	11/11/11	6	0	0	.000	0	0	.000	0	0	.000	0	1	1	1.0	0	0	0	3	0	2	0	0.0				
LAMAR	11/13/11	11	1	2	.500	1	1	1.000	2	2	1.000	0	1	1	1.0	3	0	0	2	0	0	5	2.5				
at BUTLER	11/19/11	19	2	5	.400	0	2	.000	0	0	.000	0	1	1	1.0	4	0	1	0	0	0	4	3.0				
ARKANSAS STATE	11/22/11	28	3	8	.375	0	3	.000	0	0	.000	1	3	4	1.8	2	0	3	3	0	3	6	3.8				
OHIO	11/25/11	2	0	0	.000	0	0	.000	0	0	.000	0	0	1	0	1.4	0	0	1	0	0	0	3.0				

Year	GP	GS	Min	Avg	FG	FGA	Pct	3FG	3FGA	Pct	FT	FTA	Pct	OReb	DReb	Reb	Avg	PF	FO	Ast	TO	Blk	Stl	Pts	Avg
2010-11	29	0	294	10.1	21	58	.362	9	31	.290	20	34	.588	4	26	30	1.0	36	0	33	14	0	11	71	2.4
2011-12	5	0	66	13.2	6	15	.400	1	6	.167	2	2	1.000	1	6	7	1.4	9	0	4	9	0	5	15	3.0
TOTAL	34	0	360	10.6	27	73	.370	10	37	.270	22	36	.611	5	32	37	1.1	45	0	37	23	0	16	86	2.5

24 Chane Behanan

LOUISVILLE

F 6-7 250 Fr. - HS Cincinnati, Ohio (Bowling Green HS)

■ Collected six or more rebounds in all six games (8.7 average, 4th in the BIG EAST) and has been a double figure scorer 4 times.

■ Blasted onto the collegiate scene with double-doubles in his first two games (14 pts., 12 reb. vs. UT Martin, 10 pts., 13 reb. vs. Lamar). He is the first known UofL freshman to produce double-doubles in his first two career games.

■ Behanan's 14 points vs. UT Martin is tied for the sixth most ever at U of L in a freshman career debut and his 12 rebounds were the most in a freshman debut in 36 years (since Larry Williams grabbed 14 boards in the '75-76 opener).

■ Averaged 15.5 points and eight rebounds in a pair of exhibition wins on the Cardinals' foreign trip to the Bahamas in August.

■ Averaged 23.3 points, 14.4 rebounds, 3.8 assists and 2.2 blocked shots as a senior last season for Bowling Green as a 2011 McDonald's All-America selection and a Parade Magazine second team All-American.

■ A first-team all-state selection as a junior and senior, Behanan was ranked No. 27 nationally in the ESPN 100, 21st by Rivals.com, 23rd by Scout.com, and No. 16 by USA Today recruiting analyst Rob Harrington.

■ Produced three triple-doubles and 26 double-doubles in 33 games as a senior. He scored 1,547 points in two seasons at Bowling Green.


■ Born Sept. 24, 1992 ... Major is undecided.

24 Chane Behanan	Game-by-Game				3-Point				Rebounds															
Opponent	Date	GS	Min	FG	FGA	Pct	FG	FGA	Pct	FT	FTA	Pct	Off	Def	Tot	Avg	PF	FO	A	TO	Blk	Stl	Pts	Avg
UT MARTIN	11/11/11	*	23	6	61.000	0	0	.000	2	21.000	4	8	12	12.0	3	0	1	1	1	1	0	14	14.0	
LAMAR	11/13/11	*	32	4	7.571	0	0	.000	2	4.500	4	9	13	12.5	2	0	1	1	1	1	0	10	12.0	
at BUTLER	11/19/11	*	19	1	5.200	0	3	.000	2	4.500	1	6	7	10.7	2	0	1	4	1	0	4	9.3		
ARKANSAS STATE	11/22/11	*	20	3	7.429	0	2	.000	1	2.500	2	4	6	9.5	2	0	0	3	1	1	7	8.8		
OHIO	11/25/11	*	25	4	10.400	0	2	.000	3	7.429	3	4	7	9.0	0	0	0	3	1	0	11	9.2		
LONG BEACH ST	11/28/11	*	29	4	8.500	1	11.000	4	6.667	3	4	7	8.7	0	0	2	1	1	2	13	9.8			

24 Chane Behanan Career Statistics

Year	GP	GS	Min	Avg	FG	FGA	Pct	3FG	3FGA	Pct	FT	FTA	Pct	OReb	DReb	Reb	Avg	PF	FO	Ast	TO	Blk	Stl	Pts	Avg
2011-12	6	6	148	24.7	22	43	.512	1	8	.125	14	25	.560	17	35	52	8.7	9	0	5	13	6	3	59	9.8
TOTAL	6	6	148	24.7	22	43	.512	1	8	.125	14	25	.560	17	35	52	8.7	9	0	5	13	6	3	59	9.8

25 Wayne Blackshear

LOUISVILLE

G/F 6-5 200 Fr. - HS Chicago, Ill. (Morgan Park HS)

■ Suffered a shoulder injury on Oct 28 and is out indefinitely. He had surgery on Nov. 1 to repair the shoulder damage and should have an opportunity to return this season.

■ Averaged 32.6 points, 14.6 rebounds, 5.6 assists and 3.7 steals as a senior to lead Morgan Park to a 20-7 record and the 3-A sectional finals.

■ 2011 McDonald's and Parade Magazine All-America selection and was named the 2011 Chicago Sun-Times Player of the Year.

■ Ranked No. 16 nationally by Scout.com, No. 26 in the ESPN 100, 36th by Rivals.com, No. 29 by USA Today recruiting analyst Rob Harrington, and was third among shooting guards nationally by Scout.com. He was in the top five in the voting for the 2010 and 2011 Illinois Mr. Basketball award.

■ Top scoring effort as a senior was 56 points against Chicago Ellison, adding 21 rebounds, nine blocked shots and seven steals in the game.

■ Suffered a dislocated left shoulder in a collision in practice prior to competing in the McDonald's All-American game. He had surgery soon thereafter to repair his injury.

■ Born Feb. 11, 1992 ... Major is undecided.

25 Wayne Blackshear				Game-by-Game				3-Point				Rebounds												
Opponent	Date	GS	Min	FG	FGA	Pct	FG	FGA	Pct	FT	FTA	Pct	Off	Def	Tot	Avg	PF	FO	A	TO	Blk	Stl	Pts	Avg
None																								

25 Wayne Blackshear Career Statistics

Year	GP	GS	Min	Avg	FG	FGA	Pct	3FG	3FGA	Pct	FT	FTA	Pct	OReb	DReb	Reb	Avg	PF	FO	Ast	TO	Blk	Stl	Pts	Avg
2011-12	0	0	0	0.0	0	0	.000	0	0	.000	0	0	.000	0	0	0	0.0	0	0	0	0	0	0	0	0.0
TOTAL	0	0	0	0.0	0	0	.000	0	0	.000	0	0	.000	0	0	0	0.0	0	0	0	0	0	0	0	0.0

24 Chane Behanan Season / Career Highs

Points 14 vs. UT Martin (11/11)
 Reb. 13 vs. Lamar (11/13)
 Asst. 2 vs. Long Beach State (11/28)
 Blocks 1 (5 times) *latest*: vs. Long Beach St. (11/28)
 Steals 2 vs. Long Beach State (11/28)
 FGM 6 vs. UT Martin (11/11)
 FGA 10 vs. Ohio (11/25)
 3FGM 1 vs. Long Beach State (11/28)
 3FGA 2 vs. Arkansas State (11/22)
 vs. Ohio (11/25)
 FT 4 vs. Long Beach State (11/28)
 FTA 7 vs. Ohio (11/25)

25 Wayne Blackshear Season / Career Highs

Points none
 Reb. none
 Asst. none
 Blocks none
 Steals none
 FGM none
 FGA none
 3FGM none
 3FGA none
 FT none
 FTA none

33 Mike Marra

LOUISVILLE

G 6-5 200 Jr. - 2L Smithfield, R.I. (Northfield Mt. Hermon)

■ Suffered a torn ACL in his left knee against Lamar on Nov. 13 and will miss the remainder of the season. He will have surgery soon to repair the damage and normal recovery time is 9-12 months.

■ One of the Cards' more savvy and dependable players, Marra scored six points in each of Louisville's first two games. He averaged 6.2 points and two assists as a sophomore, starting 11 games.

■ Double-figure scorer in 11 games as a sophomore and handed out at least four assists in seven games.

■ Stellar game off the bench against Marquette in the BIG EAST Tournament quarterfinals, totaling 22 points - second highest of his career -- a career-best six three-point goals in 10 attempts, two blocked shots and three assists without a turnover.

■ His 45 three-pointers in 31 games were more than double what he made as a freshman (20) and he more than doubled his freshman year scoring total.

■ Saw action in 27 games as a freshman for the Cardinals when 82 of his 94 field goal attempts were from three-point range.

■ Born May 22, 1990 ... Major is sport administration.

33 Mike Marra Game-by-Game

33 Mike Marra Game-by-Game										3-Point				Rebounds										
Opponent	Date	GS	Min	FG	FGA	Pct	FG	FGA	Pct	FT	FTA	Pct	Off	Def	Tot	Avg	PF	FO	A	TO	Blk	Stl	Pts	Avg
UT MARTIN	11/11/11	14	2	4	.500	1	3	.333	1	2	.500	1	2	3	3.0	0	0	1	0	0	1	6	6.0	
LAMAR	11/13/11	11	3	4	.750	0	1	.000	0	0	.000	0	2	2	2.5	0	0	1	2	0	0	6	6.0	

33 Mike Marra Career Statistics

Year	GP	GS	Min	Avg	FG	FGA	Pct	3FG	3FGA	Pct	FT	FTA	Pct	OReb	DReb	Reb	Avg	PF	FO	Ast	TO	Blk	Stl	Pts	Avg
2009-10	27	0	268	9.9	27	94	.287	20	82	.244	11	15	.733	8	21	29	1.1	25	0	16	11	6	10	85	3.1
2010-11	31	11	635	20.5	63	199	.317	45	161	.280	26	33	.788	16	50	66	2.1	43	0	61	38	10	28	197	6.4
2011-12	2	0	25	12.5	5	8	.625	1	4	.250	1	2	.500	1	4	5	2.5	0	0	2	2	0	1	12	6.0
TOTAL	60	11	928	15.5	95	301	.316	66	247	.267	38	50	.760	25	75	100	1.7	68	0	79	51	16	39	294	4.9

44 Stephan Van Treese

LOUISVILLE

F 6-8 235 Jr. - 2L Indianapolis, Ind. (Lawrence North HS)

■ Another setback on Nov. 26 when he reinjured his left knee. He is out indefinitely.

■ Saw his first action of the year at Butler after recovering from a strained patellar tendon in his left knee and produced four points, a rebound and a blocked shot while playing six minutes in his home town.

■ Had missed all of practice since the Cards began on Oct. 14, but he had his first individual workout on Nov. 14, and returned to full practice on Nov. 16.

■ Averaged 4.2 points and 4.6 rebounds in BIG EAST games as a sophomore, scoring in double figures in three league games. He started 12 games, including 11 BIG EAST games.

■ His 70.5 percent field goal accuracy (31-of-44) in league games as a sophomore was among the BIG EAST leaders before he dropped below the per-game minimum.

■ Grabbed at least one steal in 15 games as a sophomore (21 total).

■ Produced career highs of 14 rebounds and 12 points against USF in his second career start (1/9/11), marking his first career double-double.

■ Saw action in 16 games as a freshman.

■ Averaged 12.3 points, 8.3 rebounds, 2.1 assists and 2.0 blocked shots as a senior in helping Indianapolis North earn a 25-3 record and the regional finals. An AP All-State selection as a senior and a three-year starter at Lawrence North.

■ Born Sept. 26, 1990 ... Major is sport administration.

44 Stephan Van Treese Game-by-Game

44 Stephan Van Treese Game-by-Game										3-Point				Rebounds													
Opponent	Date	GS	Min	FG	FGA	Pct	FG	FGA	Pct	FT	FTA	Pct	Off	Def	Tot	Avg	PF	FO	A	TO	Blk	Stl	Pts	Avg			
at BUTLER	11/19/11	6	1	1	1.000	0	0	0	.000	2	3	.667	1	0	1	1.0	2	0	0	1	1	0	4	4.0			
ARKANSAS STATE	11/22/11	10	0	2	.000	0	0	0	.000	0	1	.000	1	1	2	1.5	3	0	0	0	0	1	0	2.0			
OHIO	11/25/11	4	0	0	.000	0	0	0	.000	0	0	.000	2	1	3	2.0	0	0	0	0	0	0	0	1.3			

44 Stephan Van Treese Career Statistics

Year	GP	GS	Min	Avg	FG	FGA	Pct	3FG	3FGA	Pct	FT	FTA	Pct	OReb	DReb	Reb	Avg	PF	FO	Ast	TO	Blk	Stl	Pts	Avg
2009-10	16	0	44	2.8	4	6	.667	0	0	.000	0	1	.000	3	6	9	0.6	8	0	3	5	2	1	8	0.5
2010-11	33	12	440	13.3	44	63	.698	0	0	.000	9	29	.310	55	62	117	3.5	50	0	9	21	5	21	97	2.9
2011-12	3	0	20	6.7	1	3	.333	0	0	.000	2	4	.500	4	2	6	2.0	5	0	0	1	1	1	4	1.3
TOTAL	52	12	504	9.7	49	72	.681	0	0	.000	11	34	.324	62	70	132	2.5	63	0	12	27	8	23	109	2.1

33 Mike Marra Season Highs

Points 6 vs. UT Martin (11/11), Lamar (11/13)
 Reb. 3 vs. UT Martin (11/11)
 Asst. 1 vs. UT Martin (11/11), Lamar (11/13)
 Blocks none
 Steals 1 vs. UT Martin (11/11)
 FGM 3 vs. Lamar (11/13)
 FGA 4 vs. UT Martin (11/11), Lamar (11/13)
 3FGM 1 vs. UT Martin (11/11)
 3FGA 3 vs. UT Martin (11/11)
 FT 1 vs. UT Martin (11/11)
 FTA 2 vs. UT Martin (11/11)

33 Mike Marra Career Highs

Points 23 vs. South Alabama (12/4/10)
 Reb. 8 vs. DePaul (2/5/11)
 Asst. 5 (4 times) *latest*: vs. Providence (1/22/11)
 Blocks 2 vs. Gardner-Webb (12/18/10)
 vs. Marquette (3/10/11)
 Steals 3 (9 times) *latest*: vs. Rutgers (2/22/11)
 FGM 8 vs. South Alabama (12/4/10)
 FGA 18 vs. South Alabama (12/4/10)
 3FGM 6 vs. Marquette (3/10/11)
 3FGA 14 vs. South Alabama (12/4/10)
 FT 5 vs. Seton Hall (1/5/11)
 FTA 5 vs. Seton Hall (1/5/11)

44 Stephan Van Treese Season Highs

Points 4 vs. Butler (11/19)
 Reb. 3 vs. Ohio (11/25)
 Asst. none
 Blocks 1 vs. Butler (11/19)
 Steals 1 vs. Arkansas State (11/22)
 FGM 1 vs. Butler (11/19)
 FGA 2 vs. Arkansas State (11/22)
 3FGM none
 3FGA none
 FT 2 vs. Butler (11/19)
 FTA 3 vs. Butler (11/19)

44 Stephan Van Treese Career Highs

Points 12 vs. USF (1/9/11)
 Reb. 14 vs. USF (1/9/11)
 Asst. 2 vs. DePaul (2/5/11)
 Blocks 1 (7 times) *latest*: vs. Butler (11/19/11)
 Steals 3 vs. Marshall (11/27/10)
 vs. Villanova (1/12/11)
 FGM 6 vs. USF (1/9/11)
 FGA 10 vs. USF (1/9/11)
 3FGM none
 3FGA none
 FT 2 vs. Villanova (1/12/11), Butler (11/19/11)
 FTA 4 vs. South Alabama (12/4/10)
 vs. Connecticut (2/18/11)



University of Louisville
Louisville Combined Team Statistics (as of Nov 28, 2011)
All games



RECORD:	OVERALL	HOME	AWAY	NEUTRAL
ALL GAMES	6-0	5-0	1-0	0-0
CONFERENCE	0-0	0-0	0-0	0-0
NON-CONFERENCE	6-0	5-0	1-0	0-0

#	Player	gp-gs	min	avg	Total		3-Point		F-Throw		Rebounds				pf	dq	a	to	blk	stl	pts	avg
					fg-fga	fg%	3fg-fga	3fg%	ft-fa	ft%	off	def	tot	avg								
14	KURIC, Kyle	6-6	211	35.2	27-57	.474	9-25	.360	9-12	.750	6	19	25	4.2	11	0	10	6	4	12	72	12.0
05	SMITH, Chris	6-6	174	29.0	18-36	.500	8-17	.471	19-22	.864	3	18	21	3.5	5	0	19	4	0	7	63	10.5
24	BEHANAN, Chane	6-6	148	24.7	22-43	.512	1-8	.125	14-25	.560	17	35	52	8.7	9	0	5	13	6	3	59	9.8
03	SIVA, Peyton	4-4	107	26.8	8-31	.258	3-14	.214	17-18	.944	0	8	8	2.0	12	0	23	17	1	7	36	9.0
10	DIENG, Gorgui	6-6	163	27.2	18-34	.529	0-0	.000	14-22	.636	24	25	49	8.2	22	1	8	10	18	3	50	8.3
21	SWOPSHIRE, Jared	6-0	124	20.7	18-38	.474	1-5	.200	6-9	.667	10	25	35	5.8	11	0	4	6	0	3	43	7.2
02	SMITH, Russ	6-2	106	17.7	15-47	.319	8-18	.444	5-8	.625	4	7	11	1.8	16	0	10	9	1	10	43	7.2
33	MARRA, Mike	2-0	25	12.5	5-8	.625	1-4	.250	1-2	.500	1	4	5	2.5	0	0	2	2	0	1	12	6.0
22	JUSTICE, Elisha	5-0	66	13.2	6-15	.400	1-6	.167	2-2	1.000	1	6	7	1.4	9	0	4	9	0	5	15	3.0
13	JACKSON, Mark	2-0	5	2.5	2-2	1.000	1-1	1.000	0-0	.000	0	1	1	0.5	0	0	0	2	0	0	5	2.5
12	PRICE, Zach	3-0	18	6.0	2-4	.500	0-0	.000	0-5	.000	1	3	4	1.3	5	0	0	0	0	0	4	1.3
44	VAN TREESE, Stepha	3-0	20	6.7	1-3	.333	0-0	.000	2-4	.500	4	2	6	2.0	5	0	0	1	1	1	4	1.3
01	NUNEZ, Angel	2-0	14	7.0	0-1	.000	0-1	.000	2-4	.500	1	4	5	2.5	0	0	0	1	0	0	2	1.0
15	HENDERSON, Tim	4-0	19	4.8	1-4	.250	1-2	.500	1-2	.500	1	2	3	0.8	3	0	1	3	0	0	4	1.0
Team											3	6	9					2				
Total.....		6	1200		143-323	.443	34-101	.337	92-135	.681	76	165	241	40.2	108	1	86	85	31	52	412	68.7
Opponents.....		6	1200		105-316	.332	25-99	.253	61-107	.570	74	128	202	33.7	127	-	54	103	13	39	296	49.3

TEAM STATISTICS	LOU	OPP
SCORING	412	296
Points per game	68.7	49.3
Scoring margin	+19.3	-
FIELD GOALS-ATT	143-323	105-316
Field goal pct	.443	.332
3 POINT FG-ATT	34-101	25-99
3-point FG pct	.337	.253
3-pt FG made per game	5.7	4.2
FREE THROWS-ATT	92-135	61-107
Free throw pct	.681	.570
F-Throws made per game	15.3	10.2
REBOUNDS	241	202
Rebounds per game	40.2	33.7
Rebounding margin	+6.5	-
ASSISTS	86	54
Assists per game	14.3	9.0
TURNOVERS	85	103
Turnovers per game	14.2	17.2
Turnover margin	+3.0	-
Assist/turnover ratio	1.0	0.5
STEALS	52	39
Steals per game	8.7	6.5
BLOCKS	31	13
Blocks per game	5.2	2.2
ATTENDANCE	102452	9071
Home games-Avg/Game	5-20490	1-9071
Neutral site-Avg/Game	-	0-0

Date	Opponent		Score	Att.
11/11/11	UT MARTIN	w	83-48	20485
11/13/11	LAMAR	w	68-48	19842
11/19/11	at BUTLER	w	69-53	9071
11/22/11	ARKANSAS STATE	w	54-27	20323
11/25/11	OHIO	w	59-54	21334
11/28/11	LONG BEACH STATE	w	79-66	20468

* = Conference game

Score by Periods	1st	2nd	Totals
Louisville	206	206	412
Opponents	141	155	296

2011-12 Louisville Men's Basketball Results

RECORD: 6-0 Overall (BIG EAST 0-0, Home 5-0, Away 1-0, Neutral 0-0)

Date	Opponent	UL	Result	Margin	W-L	High Scorer	High Rebounder	High Assists	Attendance
O 26	PIKEVILLE	W	74-55	+19	exh.	16 Behanan	15 Dieng	5 Siva	18,866
N 3	BELLARMINE	W	62-54	+8	exh.	14 Behanan,	9 Behanan,	3 Justice, C.Smith	20,389
						Swopshire	Swopshire		
N 11	UT MARTIN +	W	83-48	+35	1-0	14 Behanan, Kuric	12 Behanan	9 Siva	20,485
N 13	LAMAR +	W	68-48	+20	2-0	13 Swopshire	13 Behanan	3 Siva, Kuric	19,842
N 19	at Butler	W	69-53	+16	3-0	17 Kuric	7 Behanan	3 Kuric	9,071
N 22	ARKANSAS STATE +	W	54-27	+27	4-0	12 Kuric	7 Dieng, Swopshire	7 C. Smith	20,323
N 25	OHIO +	W	59-54	+5	5-0	16 Kuric	16 Dieng	6 Siva	21,334
N 28	LONG BEACH STATE	W	79-66	+13	6-0	18 C. Smith	8 Dieng	5 Siva	20,468

Remaining Games

Date	Opponent	Site	Time	Television
December				
Fri. 2	VANDERBILT #	KFC YUM! CENTER	9 p.m.	ESPN
Wed. 7	IUPUI	KFC YUM! CENTER	7 p.m.	WHAS
Sat. 10	FAIRLEIGH DICKINSON	KFC YUM! CENTER	4 p.m.	WHAS
Sat. 17	MEMPHIS <	KFC YUM! CENTER	4 p.m.	CBS
Tues. 20	COLLEGE OF CHARLESTON	KFC YUM! CENTER	9 p.m.	ESPNU
Fri. 23	WESTERN KENTUCKY ^	KFC YUM! CENTER	7 p.m.	ESPN2
Wed. 28	GEORGETOWN	KFC YUM! CENTER	7 p.m.	ESPN2
Sat. 31	at Kentucky	Lexington, Ky.	Noon	CBS
January				
Tues. 3	at St. John's	New York, N.Y.	7 p.m.	ESPNU
Sat. 7	NOTRE DAME	KFC YUM! CENTER	4 p.m.	ESPNU
Tues. 10	at Providence	Providence, R.I.	7 p.m.	ESPN2
Sat. 14	DEPAUL	KFC YUM! CENTER	4 p.m.	BEN/WHAS
Mon. 16	at Marquette	Milwaukee, Wis.	3:30 p.m.	ESPN
Sat. 21	at Pittsburgh	Pittsburgh, Pa.	9 p.m.	ESPN
Wed. 25	VILLANOVA	KFC YUM! CENTER	7 p.m.	ESPN
Sat. 28	at Seton Hall	Newark, N.J.	8 p.m.	BEN/WHAS
February				
Sat. 4	RUTGERS	KFC YUM! CENTER	4 p.m.	BEN/WHAS
Mon. 6	CONNECTICUT	KFC YUM! CENTER	7 p.m.	ESPN
Sat. 11	at West Virginia	Morgantown, W.Va.	Noon	ESPN
Mon. 13	SYRACUSE	KFC YUM! CENTER	7 p.m.	ESPN
Sat. 18	at DePaul	Chicago, Ill.	Noon	BEN/WHAS
Thur. 23	at Cincinnati	Cincinnati, Ohio	9 p.m.	ESPN or ESPN2
Sun. 26	PITTSBURGH	KFC YUM! CENTER	2 p.m.	CBS
Wed. 29	USF	KFC YUM! CENTER	7 p.m.	BEN/WHAS
March				
Sat. 3	at Syracuse	Syracuse, N.Y.	4 p.m.	CBS
Tues. 6-	at BIG EAST Championship	New York, N.Y.	TBA	
Sat. 10		Madison Square Garden		

+ Global Sports Invitational (Louisville, Ky.)

BIG EAST/SEC Challenge (Louisville, Ky.)

> Basketball Hall of Fame Shootout (Louisville, Ky.)

^ Billy Minardi Classic (Louisville, Ky.)

2011-12 Louisville Men's Basketball Miscellaneous Statistics

Louisville's Record When the Cardinals ...

Lead at halftime	6-0
Trail at halftime	0-0
Are tied at halftime	0-0
Shoot better from the field than opponent	5-0
Shoot worse from the field than opponent	1-0
Shoot 50 percent or better from the field	2-0
Shoot below 50 percent from the field	4-0
Opp. shoots 50 pct. or better from the field	0-0
Opp. shoots below 50 pct. from the field	6-0
Make 7 or fewer three-point goals	5-0
Make more than 7 three-point goals	1-0
Attempt 20 or fewer three-point goals	5-0
Attempt more than 20 three-point goals	1-0
Shoot more free throws than their opp.	5-0
Opponent shoots more free throws	1-0
Outrebound their opponent	5-0
Are outrebounded by their opponent	1-0
Bench outscores the opponent bench	5-0
Opponent bench outscores their bench	1-0
Commit fewer turnovers than their opp.	4-0
Commit more turnovers than their opp.	2-0
Commit same number of turnover as opp.	0-0
Commit 15 or fewer turnovers	5-0
Commit more than 15 turnovers	1-0
Lead with 5:00 Remaining	5-0
Trail with 5:00 Remaining	0-0
Tied with 5:00 Remaining	1-0
1-3 point margins	0-0
4-5 point margins	1-0
6-10 point margins	0-0
11-19 point margins	2-0
20 or more point margins	3-0
Overtime games	0-0
Vs. Top 25 teams	0-0
Home games	5-0
Away games	1-0
Neutral games	0-0
Score 59 or fewer points	2-0
Score 60-69 points	2-0
Score 70-79 points	1-0
Score 80-89 points	1-0
Score 90 or more points	0-0
Allow 59 or fewer points	5-0
Allow 60-69 points	1-0
Allow 70-79 points	0-0
Allow 80 or more points	0-0

Double-Doubles .

Behanan	2	Dieng	1
---------------	---	-------------	---

Points Off Turnovers

Louisville	111	Opponents	64
------------------	-----	-----------------	----

Bench Scoring

Louisville	114 (19.0)	Opp.	79 (13.2)
------------------	------------	-----------	-----------

Rebounding Advantage

Louisville	5	Opponents	1
------------------	---	-----------------	---

Attendance

Home	102,452	(20,490 avg.)
Away	9,071	(9,071 avg.)
Neutral	0	(0 avg.)
Total	111,523	(18,587 avg.)

Double-Figure Scoring Games

Behanan	4
Kuric	4
Siva	3
C. Smith	3
Dieng	2
Swopshire	2
R. Smith	1

Games Leading UL in Scoring

Kuric	3
Swopshire	2
Behanan	1
Dieng	1
C. Smith	1

Games Leading UL in Rebounding

Behanan	3
Dieng	2

Games Leading UL in Assists

Siva	4
Kuric	2
C. Smith	1

Scored Louisville's First Points

Who

C. Smith	3
Behanan	2
R. Smith	1

How

Layup	3
3-pointer	2
Jumper	1

Dunks 20

Behanan	7
Dieng	6
Swopshire	3
Kuric	2
Siva	1
C. Smith	1

Jump Balls Controlled

Louisville	3	(Dieng 3)
Opponents	3	

Starting Lineups

W-L	Forward	Forward	Center	Guard	Guard
4-0	Behanan	Kuric	Dieng	Siva	C. Smith
2-0	Behanan	Kuric	Dieng	R. Smith	C. Smith

Scoring Summary

	1st Half	2nd Half	OT	Total
Louisville	206	206	0	412
Opponents	141	155	0	296

Leads and Deficits

UL's Biggest Halftime Lead	24 (47-23) vs. UT Martin (11/11)
UL's Biggest Halftime Lead Blown .	5 (28-23) vs. Ohio (11/25)
UL's Biggest Halftime Deficit	
Overcome	none
UL's Biggest 2nd Half Lead	37 (83-46) vs. UT Martin (11/11)
UL's Biggest 2nd Half Lead Blown .	9 (41-32) vs. Ohio (11/25)
UL's Biggest 2nd Half Deficit	6 (43-49) vs. Ohio (11/25)
UL's Biggest 2nd Half Deficit	
Overcome	6 (43-49) vs. Ohio (11/25)
UL's Biggest Overall Lead	37 (83-46) vs. UT Martin (11/11)
UL's Biggest Lead Blown	9 (41-32) vs. Ohio (11/25)
UL's Biggest Overall Deficit	6 (43-49) vs. Ohio (11/25)
UL's Biggest Deficit Overcome	6 (43-49) vs. Ohio (11/25)

Home, Road and Half Statistics

Halftime Leads	UL 6, Opp 0
FG% in KFC Yum! Center431 (119-276)
FG% Away from Home511 (24-47)
3 Pt FG% in KFC Yum! Center .	.349 (29-83)
3 Pt FG% Away from Home278 (5-18)
FT% in KFC Yum! Center679 (76-112)
FT% Away from Home696 (16-23)
Scoring Average	
in KFC Yum! Center	68.6 (343 pts.)
Scoring Avg. on the Road	69.0 (69.0 pts.)
Opp. Scoring Average	
in KFC Yum! Center	48.6 (243 pts.)
Opp. Scoring Average	
on the Road	53.0 (53.0 pts.)
Most 1st Half Points	47 vs. UT Martin (11/11)
Most 2nd Half Points	40 vs. Butler (11/19)
Fewest 1st Half Points	22 vs. Arkansas St. (11/22)
Fewest 2nd Half Points	31 vs. Ohio (11/25)
Largest Halftime Lead	24 vs. UT Martin (11/11)
Largest Halftime Deficit	none

2011-12 Louisville Men's Basketball Game-by-Game Team Statistics

Teams	FG-FGA	Pct	3Pt-Att	Pct	FT-FTA	Pct	O	D	Reb	PF-D	Asst	TO	Blk	Stl	1H	2H	OT	TOT
UT Martin	16-54	.296	6-18	.333	10-19	.526	11	18	29	20-0	11	21	2	7	23	25		48
LOUISVILLE	31-57	.544	9-23	.391	12-21	.571	13	33	46	19-0	20	19	8	12	47	36		83
Lamar	15-65	.231	3-19	.158	15-27	.556	21	23	44	21-2	6	11	4	8	23	25		48
LOUISVILLE	23-57	.404	3-11	.273	19-24	.792	13	36	49	20-0	13	14	5	5	36	32		68
Butler	18-46	.391	4-18	.222	13-17	.765	5	20	25	20-1	11	14	0	8	28	25		53
LOUISVILLE	24-47	.511	5-18	.278	16-23	.696	6	25	31	17-0	10	14	5	4	29	40		69
Arkansas State	10-41	.244	1-10	.100	6-18	.333	8	25	33	22-0	2	22	2	7	12	15		27
LOUISVILLE	19-51	.373	5-13	.385	11-19	.579	11	30	41	21-0	13	15	5	10	22	32		54
Ohio	21-55	.382	8-23	.348	4-8	.500	16	18	34	22-1	7	14	2	5	23	31		54
LOUISVILLE	20-54	.370	5-19	.263	14-22	.636	21	21	42	11-0	14	12	6	7	28	31		59
Long Beach State	25-55	.455	3-11	.273	13-18	.722	13	24	37	22-1	17	21	3	4	32	34		66
LOUISVILLE	26-57	.456	7-17	.412	20-26	.769	12	20	32	20-1	16	11	2	14	44	35		79



University of Louisville Louisville Points-Rebounds-Assists (as of Nov 28, 2011) All games



Opponent	Date	Score		01 NUNEZ,ANGE	02 SMITH,RUSS	03 SIVA,PEYTO	05 SMITH,CHRI	10 DIENG,GORG	12 PRICE,ZACH	13 JACKSON,MA
UT MARTIN	11/11/11	83-48	w	1-3-0	7-2-1	10-2-9	7-5-4	6-5-2	2-1-0	5-1-0
LAMAR	11/13/11	68-48	w	DNP	0-2-2	11-2-3	10-5-2	7-9-1	DNP	DNP
at BUTLER	11/19/11	69-53	w	DNP	9-1-0	DNP	15-4-2	8-4-2	DNP	DNP
ARKANSAS STATE	11/22/11	54-27	w	1-2-0	9-3-1	DNP	5-3-7	10-7-1	2-2-0	DNP
OHIO	11/25/11	59-54	w	DNP	7-2-3	4-1-6	8-2-1	10-16-2	DNP	DNP
LONG BEACH STATE	11/28/11	79-66	w	DNP	11-1-3	11-3-5	18-2-3	9-8-0	0-1-0	0-0-0

Opponent	Date	Score		14 KURIC,KYLE	15 HENDERSON,	21 SWOPSHIRE,	22 JUSTICE,EL	24 BEHANAN,CH	33 MARRA,MIKE	44 VAN TREESE
UT MARTIN	11/11/11	83-48	w	14-5-2	3-1-0	8-5-0	0-1-0	14-12-1	6-3-1	DNP
LAMAR	11/13/11	68-48	w	6-4-3	DNP	13-8-0	5-1-0	10-13-1	6-2-1	DNP
at BUTLER	11/19/11	69-53	w	17-6-3	0-0-0	8-6-1	4-1-1	4-7-1	DNP	4-1-0
ARKANSAS STATE	11/22/11	54-27	w	12-3-0	1-1-0	1-7-1	6-4-3	7-6-0	DNP	0-2-0
OHIO	11/25/11	59-54	w	16-5-1	DNP	3-3-1	0-0-0	11-7-0	DNP	0-3-0
LONG BEACH STATE	11/28/11	79-66	w	7-2-1	0-1-1	10-6-1	DNP	13-7-2	DNP	DNP

Specialty Stats Game-by-Game (UL/Opp)

Opponent	Date	Paint	Off TO	2nd Chnc	Fast Brk	Bench
UT Martin	11/11/11	38/16	26/11	18/4	12/2	32/10
Lamar	11/13/11	38/24	10/7	14/14	8/4	24/20
Butler	11/19/11	32/16	16/9	10/5	6/0	16/11
Arkansas State	11/22/11	26/10	17/7	6/7	8/0	11/5
Ohio University	11/25/11	24/20	15/12	22/6	8/5	10/29
Long Beach State	11/28/11	34/40	27/18	15/7	10/10	21/4

2011-12 Louisville Men's Basketball Team Superlatives

<i>Louisville High</i>	<i>Louisville Low</i>	<i>Statistical Category</i>	<i>Opponent High</i>	<i>Opponent Low</i>
83 vs. UT Martin (11/11)	54 vs. Arkansas St. (11/22)	Points	66 by Long Beach St. (11/28)	27 by Arkansas St. (11/22)
47 vs. UT Martin (11/11)	22 vs. Arkansas St. (11/22)	First Half Points	32 by Long Beach St. (11/28)	12 by Arkansas St. (11/22)
40 vs. Butler (11/19)	31 vs. Ohio (11/25)	Second Half Points	34 by Long Beach St. (11/28)	15 by Arkansas St. (11/22)
31 vs. UT Martin (11/11)	19 vs. Arkansas St. (11/22)	Field Goals	25 by Long Beach St. (11/28)	10 by Arkansas St. (11/22)
57 three times	47 vs. Butler (11/19)	Field Goal Attempts	65 by Lamar (11/13)	41 by Arkansas St. (11/22)
<i>latest:</i> vs. LBeach St. (11/28)				
.544 vs. UT Martin (11/11)	.370 vs. Arkansas St. (11/22)	FG Percentage	.455 by LBeach St. (11/28)	.231 by Lamar (11/13)
9 vs. UT Martin (11/11)	3 vs. Lamar (11/13)	3-Point Field Goals	8 by Ohio (11/25)	1 by Arkansas St. (11/22)
23 vs. UT Martin (11/11)	11 vs. Lamar (11/13)	3-Point Field Goal Att.	23 by Ohio (11/25)	10 by Arkansas St. (11/22)
.412 vs. Long Beach St. (11/28)	.263 vs. Ohio (11/25)	3-Point FG Percentage	.348 by Ohio (11/25)	.100 by Arkansas St. (11/22)
20 vs. Long Beach St. (11/28)	11 vs. Arkansas St. (11/22)	Free Throws	16 by Butler (11/19)	4 by Ohio (11/25)
26 vs. Long Beach St. (11/28)	19 vs. Arkansas St. (11/22)	Free Throw Attempts	27 by Lamar (11/13)	8 by Ohio (11/25)
.792 vs. Lamar (11/13)	.571 vs. UT Martin (11/11)	Free Throw Percentage	.722 by LBeach St. (11/28)	.333 by Arkansas St. (11/22)
13 vs. UT Martin (11/11)	6 vs. Butler (11/19)	Offensive Rebounds	21 by Lamar (11/13)	5 by Butler (11/19)
vs. Lamar (11/13)				
36 vs. Lamar (11/13)	20 vs. Long Beach St. (11/28)	Defensive Rebounds	25 by Arkansas St. (11/22)	18 by UT Martin (11/11)
				by Ohio (11/25)
49 vs. Lamar (11/13)	31 vs. Butler (11/19)	Total Rebounds	44 by Lamar (11/13)	25 by Butler (11/19)
21 vs. Arkansas St. (11/22)	11 vs. Ohio (11/25)	Fouls	22 three times	20 by UT Martin (11/11)
			<i>latest:</i> by LBeach St. (11/28)	by Butler (11/19)
20 vs. UT Martin (11/11)	10 vs. Butler (11/19)	Assists	17 by Long Beach St. (11/28)	2 by Arkansas St. (11/22)
19 vs. UT Martin (11/11)	11 vs. Long Beach St. (11/28)	Turnovers	22 by Arkansas St. (11/22)	11 by Lamar (11/13)
8 vs. UT Martin (11/11)	2 vs. Long Beach St. (11/28)	Blocked Shots	4 by Lamar (11/13)	0 by Butler (11/19)
14 vs. Long Beach St. (11/28)	4 vs. Butler (11/19)	Steals	8 by Lamar (11/13), Butler (11/19)	4 by LBeach St. (11/28)

2011-12 Louisville Men's Basketball Individual Superlatives

	Louisville	Opponent
Points	18 by Chris Smith vs. Long Beach St. (11/28)	20 by Khyle Marshall, Butler (11/19)
Field Goals Made	7 by Kyle Kuric vs. Butler (11/19)	8 by Khyle Marshall, Butler (11/19)
Field Goals Attempted	14 by Jared Swopshire vs. Lamar (11/13)	17 by D.J. Cooper, Ohio (11/25)
Highest FG Pct. (<i>min. 5 made</i>)	1.000 (6-6) by Chane Behanan vs. UT Martin (11/11)	.615 (8-13) by Khyle Marshall, Butler (11/19)
3-Point Field Goals Made	4 by Chris Smith vs. Long Beach St. (11/28)	3 three times
3-Point Field Goals Attempted	8 by Kyle Kuric vs. Ohio (11/25)	11 by D.J. Cooper, Ohio (11/25)
3-Point FG Pct. (<i>min. 3 made</i>)	1.000 (3-3) by Russ Smith vs. Arkansas State (11/22)	.429 (3-7) by Mike Liabo, UT Martin (11/11)
Free Throws Made	6 by Chris Smith vs. Butler (11/19)	5 by Charlie Harper, Lamar (11/13)
		by Larry Anderson, Long Beach St. (11/28)
Free Throws Attempted	8 by Chris Smith vs. Butler (11/19)	7 by Anthony Miles, Lamar (11/13)
		by Larry Anderson, Long Beach St. (11/28)
Free Throw Pct. (<i>min. 8 made</i>)	.none	none
Offensive Rebounds	10 by Gorgui Dieng vs. Ohio (11/25)	5 four times
	by Gorgui Dieng vs. Lamar (11/13)	
Defensive Rebounds	9 by Chane Behanan vs. Lamar (11/13)	7 by B. Peterson & T. Finn, Arkansas State (11/22)
Total Rebounds	16 by Gorgui Dieng vs. Ohio (11/25)	10 by Brandon Peterson, Arkansas State (11/22)
Turnovers	6 by Peyton Siva vs. Long Beach St. (11/28)	9 by Troy King, UT Martin (11/11)
Assists	9 by Peyton Siva vs. UT Martin (11/11)	8 by Casper Ware, Long Beach St. (11/28)
Blocked Shots	5 by Gorgui Dieng vs. UT Martin (11/11)	2 by Myles Taylor, UT Martin (11/11)
		by Osas Ebowwonyi, Lamar (11/13)
Steals	5 by Peyton Siva vs. Long Beach St. (11/28)	3 by R. Nored & R. Jones, Butler (11/19)
Minutes Played (regulation game)	40 by Kyle Kuric vs. Butler (11/19), Ohio (11/25)	39 by Casper Ware, Long Beach St. (11/28)
Minutes Played (overtime game)	none	none

2011-12 Box Scores

Louisville 74, Pikeville 55 (exhibition)
Oct. 26, 2011 -- KFC YUM! CENTER

Pikeville 55

Player	min	FG	3FG	FT	Reb	Ast	TO	BL	ST	PF	TP
Young	26	4-12	0-0	0-0	5	1	3	1	0	3	8
Setty	24	3-14	2-8	0-0	7	1	2	0	2	2	8
Burrell	23	2-6	0-1	3-4	6	1	4	1	1	2	7
McHenry	24	4-9	3-7	1-1	2	1	2	0	0	2	12
Board	22	0-8	0-4	2-2	3	2	2	0	2	4	2
Puckett	10	2-4	1-2	0-1	0	0	0	0	0	1	5
Rhymes	8	1-3	0-1	0-0	2	0	0	0	0	0	2
Martin	1	0-0	0-0	0-0	1	0	0	0	0	0	0
Whitaker	17	1-2	1-1	0-0	3	2	1	0	2	1	3
McCoy	1	0-0	0-0	0-0	0	0	0	0	0	0	0
Ellis	14	1-3	0-0	0-0	1	0	2	1	0	1	2
Hines	13	0-1	0-1	2-4	1	1	1	0	2	1	2
Stewart	7	1-2	1-1	0-0	3	0	0	0	0	0	3
Watson	3	0-0	0-0	0-1	1	2	0	0	0	1	0
Simpton	7	0-1	0-0	1-2	5	0	1	0	0	2	1
Team					3						
Totals	200	19-65	8-26	9-15	43	11	18	3	9	20	55

Total FG%	1st H:	11-35	31.4%	2nd H:	8-30	26.7%	Game:	29.2%
3-Pt. FG%	1st H:	3-14	21.4%	2nd H:	5-12	41.7%	Game:	30.8%
FThrow %	1st H:	3- 7	42.9%	2nd H:	6- 8	75.0%	Game:	60.0%

Louisville 74

Player	min	FG	3FG	FT	Reb	Ast	TO	BL	ST	PF	TP
Kuric	29	3-10	0-3	2-2	6	1	0	1	1	1	8
Behanan	24	7-14	0-3	2-4	7	1	2	0	4	1	16
Dieng	27	5-6	0-0	4-6	15	0	4	6	0	0	14
Siva	25	2-9	0-2	4-4	3	5	2	1	3	1	8
Smith	21	5-8	3-3	0-2	7	1	1	0	2	3	13
Nunez	3	0-1	0-1	0-0	1	0	0	0	0	0	0
Price	11	2-4	0-0	1-3	4	0	1	1	1	2	5
Jackson	6	0-0	0-0	0-0	1	0	0	0	0	0	0
Swopshire	12	1-5	0-0	0-2	5	1	1	0	0	1	2
Justice	16	2-3	1-1	0-0	2	2	3	0	0	3	5
Blackshear	15	0-6	0-3	0-0	3	1	0	2	0	1	0
Marra	11	1-2	1-2	0-0	0	1	0	0	0	2	3
Team					1						
Totals	200	28-68	5-18	13-23	55	13	14	11	11	15	74

Total FG%	1st H:	14-30	46.7%	2nd H:	14-38	36.8%	Game:	41.2%
3-Pt. FG%	1st H:	3- 9	33.3%	2nd H:	2- 9	22.2%	Game:	27.8%
F Throw %	1st H:	8-14	57.1%	2nd H:	5- 9	55.6%	Game:	56.5%

Score by Periods	1st	2nd	Total	Attendance:
Pikeville	28	27	55	Ties: 0
Louisville	39	35	74	Lead Changes: 0

Louisville 62, Bellarmine 54 (exhibition)
Nov. 3, 2011 -- KFC YUM! CENTER

Bellarmine 54

Player	min	FG	3FG	FT	Reb	Ast	TO	BL	ST	PF	TP
Robison	10	0-0	0-0	0-0	3	0	1	0	0	3	0
Phares	25	3-5	0-1	0-0	2	3	1	1	0	2	6
Kendle	38	8-14	3-4	4-5	3	1	1	0	1	1	23
Dowe	28	2-9	0-3	1-2	8	1	4	0	1	3	5
Jones	20	1-6	1-4	0-0	1	0	0	1	0	1	3
Hobbs	34	4-10	2-7	0-0	4	5	1	1	3	1	10
Ross	1	0-0	0-0	0-0	0	0	0	0	0	0	0
Burton	1	0-0	0-0	0-0	0	0	0	0	0	0	0
Sprague	28	3-9	0-2	1-2	2	2	1	0	3	2	7
Johnson	15	0-0	0-0	0-1	1	0	2	0	2	0	0
Team					0						
Totals	200	21-53	6-21	6-10	24	10	11	3	10	13	54

Total FG%	1st H:	10-24	41.7%	2nd H:	11-29	37.9%	Game:	39.6%
3-Pt. FG%	1st H:	1- 6	16.7%	2nd H:	5-15	33.3%	Game:	28.6%
FThrow %	1st H:	4- 7	57.1%	2nd H:	2- 3	66.7%	Game:	60.0%

Louisville 62

Player	min	FG	3FG	FT	Reb	Ast	TO	BL	ST	PF	TP
Kuric	35	2-7	0-4	0-0	3	2	1	0	1	3	4
Behanan	22	4-6	0-0	6-11	9	0	1	1	0	2	14
Dieng	24	3-5	0-0	2-2	6	0	3	4	1	2	8
C. Smith	30	3-6	0-3	0-0	6	3	1	0	1	0	6
Justice	38	1-6	1-3	0-0	3	3	3	0	0	2	3
R. Smith	24	6-13	0-2	1-2	3	2	5	0	3	2	13
Henderson	4	0-0	0-0	0-0	0	0	0	0	0	1	0
Swopshire	23	7-9	0-1	0-0	9	0	2	0	0	2	14
Team					1						
Totals	200	26-52	1-13	9-15	40	10	16	5	6	14	62

Total FG%	1st H:	14-31	45.2%	2nd H:	12-21	57.1%	Game:	50.0%
3-Pt. FG%	1st H:	1-10	10.0%	2nd H:	0- 3	0.0%	Game:	7.7%
F Throw %	1st H:	4- 7	57.1%	2nd H:	5- 8	62.5%	Game:	60.0%

Score by Periods	1st	2nd	Total	Attendance:
Bellarmine	25	29	54	Ties: 4
Louisville	33	29	62	Lead Changes: 5

Louisville 83, UT Martin 48
Nov. 11, 2011 -- KFC YUM! CENTER
Global Sports Invitational

Louisville 83

Player	min	FG	3FG	FT	Reb	Ast	TO	BL	ST	PF	TP
Kuric	27	6-12	2-6	0-0	5	2	1	1	3	1	14
Behanan	23	6-6	0-0	2-2	12	1	1	1	0	3	14
Dieng	23	2-3	0-0	2-4	5	2	3	5	1	4	6
Siva	25	2-7	1-4	5-6	2	9	4	1	2	1	10
C. Smith	22	3-6	1-3	0-0	5	4	1	0	1	0	7
Nunez	8	0-0	0-0	1-2	3	0	0	0	0	0	1
R. Smith	15	2-8	2-5	1-2	2	1	3	0	2	2	7
Price	10	1-2	0-0	0-3	1	0	0	0	0	3	2
Jackson	5	2-2	1-1	0-0	1	0	2	0	0	0	5
Henderson	6	1-3	1-1	0-0	1	0	1	0	0	1	3
Swopshire	16	4-4	0-0	0-0	5	0	0	0	0	4	8
Justice	6	0-0	0-0	0-0	1	0	3	0	2	0	0
Marra	14	2-4	1-3	1-2	3	1	0	0	1	0	6
Team					0						
Totals	200	31-57	9-23	12-21	46	20	19	8	12	19	83

Total FG%	1st H:	17-30	56.7%	2nd H:	14-27	51.9%	Game:	54.4%
3-Pt. FG%	1st H:	6-14	42.9%	2nd H:	3- 9	33.3%	Game:	39.1%
FThrow %	1st H:	7-12	58.3%	2nd H:	5- 9	55.6%	Game:	57.1%

UT Martin 48

Player	min	FG	3FG	FT	Reb	Ast	TO	BL	ST	PF	TP
King	30	4-13	2-9	0-1	3	2	9	0	0	2	10
Taylor	29	1-4	0-0	2-6	6	1	1	2	2	3	4
Maclin	24	3-9	0-0	3-4	2	0	2	0	0	3	9
Liabo	27	5-11	3-7	2-2	5	4	2	0	0	4	15
Minor	18	0-0	0-0	0-0	0	0	2	0	0	3	0
Richardson	23	1-3	1-2	0-0	3	0	1	0	2	3	3
York	8	0-2	0-0	3-4	0	0	1	0	0	0	3
Washington	22	1-5	0-0	0-2	4	3	0	0	2	1	2
Smith	4	1-2	0-0	0-0	1	0	1	0	0	1	2
Harris	15	0-5	0-0	0-0	4	1	1	0	1	0	0
Team					1		1				
Totals	200	16-54	6-18	10-19	29	11	21	2	7	20	48

Total FG%	1st H:	8-21	38.1%	2nd H:	18-33	24.2%	Game:	29.6%
3-Pt. FG%	1st H:	2- 7	28.6%	2nd H:	4-11	36.4%	Game:	33.3%
F Throw %	1st H:	5-10	50.0%	2nd H:	5- 9	55.6%	Game:	52.6%

Score by Periods	1st	2nd	Total	Attendance:
UT Martin	23	25	48	Ties: 0
Louisville	47	36	83	Lead Changes: 0

Louisville 68, Lamar 48
Nov. 13, 2011 -- KFC YUM! CENTER
Global Sports Invitational

Louisville 68

Player	min	FG	3FG	FT	Reb	Ast	TO	BL	ST	PF	TP
Kuric	37	2-6	0-1	2-2	4	3	2	0	3	2	6
Behanan	32	4-7	0-0	2-4	13	1	1	1	0	2	10
Dieng	24	2-6	0-0	3-4	9	1	1	4	0	4	7
Siva	27	3-10	1-4	4-4	2	3	3	0	0	4	11
C. Smith	26	2-6	1-2	5-6	5	2	2	0	0	2	10
R. Smith	8	0-2	0-0	0-0	2	2	0	0	1	1	0
Swopshire	24	6-14	0-2	1-2	8	0	1	0	1	2	13
Justice	11	1-2	1-1	2-2	1	0	2	0	0	3	5
Marra	11	3-4	0-1	0-0	2	1	2	0	0	0	6
Team					3						
Totals	200	23-57	3-11	19-24	49	13	14	5	5	20	68

Total FG%	1st H:	14-28	50.0%	2nd H:	9-29	31.0%	Game:	40.4%
3-Pt. FG%	1st H:	2- 7	28.6%	2nd H:	1- 4	25.0%	Game:	27.3%
FThrow %	1st H:	6- 6	100%	2nd H:	13-18	72.2%	Game:	79.2%

Lamar 48

Player	min	FG	3FG	FT	Reb	Ast	TO	BL	ST	PF	TP
Acosta	13	0-1	0-0	1-2	1	0	0	1	0	0	1
Harper	29	1-11	0-0	5-6	9	1	2	0	2	5	7
Miles	29	1-7	0-3	4-7	6	2	3	0	1	5	6
Lamb	28	4-12	1-3	1-1	8	2	3	0	2	2	10
James	29	2-14	0-5	0-0	3	0	0	0	1	1	4
Lynch	7	1-3	0-0	1-2	0	1	2	1	0	1	3
David	17	3-8	2-6	1-2	1	0	1	0	2	0	9
Minor	15	0-2	0-2	0-1	0	0	0	0	0	0	0
Nelson	3	0-1	0-0	2-2	1	0	0	0	0	0	2
Ebomwonyi	20	3-5	0-0	0-4	9	0	0	2	0	3	6
Brown	10	0-1	0-0	0-0	3	0	0	0	0	3	0
Team					3					1	
Totals	200	15-65	3-19	15-27	44	6	11	4	8	21	48

2011-12 Box Scores

Louisville 59, Ohio 54

Nov. 25, 2011 -- KFC Yum! Center

Global Sports Invitational

Louisville 59

Player	min	FG	3FG	FT	Reb	Ast	TO	BL	ST	PF	TP
Kuric	40	5-12	3-8	3-4	5	1	2	3	4	1	16
Behanan	25	4-10	0-2	3-7	7	0	3	1	0	0	11
Dieng	32	5-10	0-0	0-2	16	2	1	2	0	3	10
Siva	33	0-7	0-3	4-4	1	6	4	0	0	3	4
C. Smith	27	3-4	0-1	2-2	2	1	0	0	1	1	8
R. Smith	18	2-10	1-4	2-3	2	3	0	0	1	2	7
Swopshire	19	1-1	1-1	0-0	3	1	1	0	1	1	3
Justice	2	0-0	0-0	0-0	0	0	1	0	0	0	0
Van Treese	4	0-0	0-0	0-0	3	0	0	0	0	0	0
Team					3						
Totals	200	20-54	5-19	14-22	42	14	12	6	7	11	59

Total FG% 1st H: 10-25 40.0% 2nd H: 10-29 34.5% Game: 37.0%
 3-Pt. FG% 1st H: 2- 9 22.2% 2nd H: 3-10 30.0% Game: 26.3%
 F Throw % 1st H: 6-10 60.0% 2nd H: 8-12 66.7% Game: 63.6%

Ohio 54

Player	min	FG	3FG	FT	Reb	Ast	TO	BL	ST	PF	TP
Smith	21	0-1	0-0	0-0	4	0	1	0	2	1	0
Baltic	14	1-6	0-0	0-0	5	0	2	0	0	3	2
Offutt	36	2-6	1-4	2-5	6	2	2	0	1	5	7
Cooper	35	6-17	3-11	1-1	1	3	3	0	0	1	16
Kellogg	11	0-1	0-1	0-0	1	1	2	0	0	3	0
Hall	14	0-1	0-1	0-0	1	1	2	0	0	3	0
Johnson	10	0-2	0-0	0-0	3	0	0	0	0	1	0
Taylor	23	4-7	2-3	0-0	2	0	2	0	1	3	10
Keely	31	5-9	0-0	1-2	6	0	2	1	1	4	11
Goard	5	0-0	0-0	0-0	3	0	0	0	0	0	0
Team					0						
Totals	200	21-55	8-23	4-8	34	7	14	2	5	22	54

Total FG% 1st H: 9-25 36.0% 2nd H: 12-30 40.0% Game: 38.2%
 3-Pt. FG% 1st H: 3- 9 33.3% 2nd H: 5-14 35.7% Game: 34.8%
 F Throw % 1st H: 2- 4 50.0% 2nd H: 2- 4 50.0% Game: 50.0%

Score by Periods	1st	2nd	Total	Attendance: 21,334
Ohio	23	31	54	Ties: 10
Louisville	28	31	59	Lead Changes: 10

Louisville 79, Long Beach State 66

Nov. 28, 2011 -- KFC YUM! CENTER

Louisville 79

Player	min	FG	3FG	FT	Reb	Ast	TO	BL	ST	PF	TP
Kuric	35	2-6	0-2	3-4	2	1	0	0	1	4	7
Behanan	29	4-8	1-1	4-6	7	2	1	1	2	0	13
Dieng	25	3-7	0-0	3-5	8	0	1	1	0	5	9
Siva	22	3-7	1-3	4-4	3	5	6	0	5	4	11
C. Smith	33	5-10	4-6	4-4	2	3	0	0	3	1	18
R. Smith	27	5-11	1-4	0-0	1	3	1	0	2	4	11
Price	2	0-0	0-0	0-1	1	0	0	0	0	0	0
Jackson	0+	0-0	0-0	0-0	0	0	0	0	0	0	0
Henderson	3	0-1	0-1	0-0	1	1	0	0	0	0	0
Swopshire	24	4-7	0-0	2-2	6	1	2	0	1	2	10
Team					1						
Totals	200	26-57	7-17	20-26	32	16	11	2	14	20	79

Total FG% 1st H: 16-29 55.2% 2nd H: 10-28 35.7% Game: 45.6%
 3-Pt. FG% 1st H: 6- 9 66.7% 2nd H: 1- 8 12.5% Game: 41.2%
 F Throw % 1st H: 6- 9 66.7% 2nd H: 14-17 82.4% Game: 76.9%

Long Beach State 66

Player	min	FG	3FG	FT	Reb	Ast	TO	BL	ST	PF	TP
Phelps	34	3-7	0-0	2-3	5	0	3	0	0	4	8
Robinson	29	6-10	0-0	0-0	7	0	3	1	2	3	12
Ennis	33	5-12	2-6	0-0	4	3	2	1	1	4	12
Anderson	36	6-10	0-1	5-7	6	2	6	1	0	5	17
Ware	39	5-12	1-4	2-2	3	8	4	0	0	2	13
Caffey	16	0-2	0-0	3-4	5	4	2	0	1	1	3
Dervisevic	9	0-2	0-0	1-2	5	0	1	0	0	3	1
Shepherd	4	0-0	0-0	0-0	1	0	0	0	0	0	0
Team					1						
Totals	200	25-55	3-11	13-18	37	17	21	3	4	22	66

Total FG% 1st H: 13-31 41.9% 2nd H: 12-24 50.0% Game: 45.5%
 3-Pt. FG% 1st H: 2- 8 25.0% 2nd H: 1- 3 33.3% Game: 27.3%
 F Throw % 1st H: 4- 5 80.0% 2nd H: 9-13 69.2% Game: 72.2%

Score by Periods	1st	2nd	Total	Attendance: 20,468
Long Beach State	32	34	66	Ties: 0
Louisville	44	35	79	Lead Changes: 0



University of Louisville Louisville Extended Season Box Score (as of Nov 29, 2011) All games



RECORD:	OVERALL	HOME	AWAY	NEUTRAL
ALL GAMES	6-0	5-0	1-0	0-0
CONFERENCE	0-0	0-0	0-0	0-0
NON-CONFERENCE	6-0	5-0	1-0	0-0

		Total					3-Point		F-Throw		Rebounds																	
#	Player	gp-gs	min	avg	fg-fga	fg%	3fg-fga	3fg%	ft-fa	ft%	off	def	tot	avg	pf	dq	a	a/g	to	to/g	a/to	blk	blk/g	stl	stl/g	pts	avg	
14	KURIC, Kyle	6-6	211	35.2	27-57	.474	9-25	.360	9-12	.750	6	19	25	4.2	11	0	10	1.67	6	1.00	1.67	4	0.67	12	2.00	72	12.0	
05	SMITH, Chris	6-6	174	29.0	18-36	.500	8-17	.471	19-22	.864	3	18	21	3.5	5	0	19	3.17	4	0.67	4.75	0	0.00	7	1.17	63	10.5	
24	BEHANAN, Chane	6-6	148	24.7	22-43	.512	1-8	.125	14-25	.560	17	35	52	8.7	9	0	5	0.83	13	2.17	0.38	6	1.00	3	0.50	59	9.8	
03	SIVA, Peyton	4-4	107	26.8	8-31	.258	3-14	.214	17-18	.944	0	8	8	2.0	12	0	23	5.75	17	4.25	1.35	1	0.25	7	1.75	36	9.0	
10	DIENG, Gorgui	6-6	163	27.2	18-34	.529	0-0	.000	14-22	.636	24	25	49	8.2	22	1	8	1.33	10	1.67	0.80	18	3.00	3	0.50	50	8.3	
21	SWOPSHIRE, Jared	6-0	124	20.7	18-38	.474	1-5	.200	6-9	.667	10	25	35	5.8	11	0	4	0.67	6	1.00	0.67	0	0.00	3	0.50	43	7.2	
02	SMITH, Russ	6-2	106	17.7	15-47	.319	8-18	.444	5-8	.625	4	7	11	1.8	16	0	10	1.67	9	1.50	1.11	1	0.17	10	1.67	43	7.2	
33	MARRA, Mike	2-0	25	12.5	5-8	.625	1-4	.250	1-2	.500	1	4	5	2.5	0	0	2	1.00	2	1.00	1.00	0	0.00	1	0.50	12	6.0	
22	JUSTICE, Elisha	5-0	66	13.2	6-15	.400	1-6	.167	2-2	1.000	1	6	7	1.4	9	0	4	0.80	9	1.80	0.44	0	0.00	5	1.00	15	3.0	
13	JACKSON, Mark	2-0	5	2.5	2-2	1.000	1-1	1.000	0-0	.000	0	1	1	0.5	0	0	0	0.00	2	1.00	0.00	0	0.00	0	0.00	5	2.5	
12	PRICE, Zach	3-0	18	6.0	2-4	.500	0-0	.000	0-5	.000	1	3	4	1.3	5	0	0	0.00	0	0.00	0.00	0	0.00	0	0.00	4	1.3	
44	VAN TREESE, Stephan	3-0	20	6.7	1-3	.333	0-0	.000	2-4	.500	4	2	6	2.0	5	0	0	0.00	1	0.33	0.00	1	0.33	1	0.33	4	1.3	
01	NUNEZ, Angel	2-0	14	7.0	0-1	.000	0-1	.000	2-4	.500	1	4	5	2.5	0	0	0	0.00	1	0.50	0.00	0	0.00	0	0.00	2	1.0	
15	HENDERSON, Tim	4-0	19	4.8	1-4	.250	1-2	.500	1-2	.500	1	2	3	0.8	3	0	1	0.25	3	0.75	0.33	0	0.00	0	0.00	4	1.0	
Total.....		6	1200		143-323	.443	34-101	.337	92-135	.681	76	165	241	40.2	108	1	86	14.33	85	14.17	1.01	31	5.17	52	8.67	412	68.7	
Opponents.....		6	1200		105-316	.332	25-99	.253	61-107	.570	74	128	202	33.7	127	-	54	9.00	103	17.17	0.52	13	2.17	39	6.50	296	49.3	

Score by Periods	1st	2nd	Totals
Louisville	206	206	412
Opponents	141	155	296