



HOUSTON FOOTBALL



COMING AUGUST, 2014

A new era for Houston Athletics began to take shape on Feb. 8, 2013 when ground was officially broken on the Houston Football Stadium. Set to open in August of 2014, the state-of-the-art stadium will hold at least 40,000 with premium seating for 5,000 and a state-of-the-art synthetic turf designed to host a multitude of events.

With an exquisite view of the Houston skyline always visible in its northwest corner, the stadium will also house the Bert F. Winston Band and Performance Center on its east end. Designed by PageSoutherlandPage and the DLR Group, the stadium is being built by Manhattan Construction.

HOUSTONFOOTBALLSTADIUM.COM



2013 SEASON

COACHING STAFF

THE COUGARS

SEASON REVIEW

BOWL HISTORY

MEDIA INFORMATION

HOUSTON ATHLETICS COMMUNICATIONS



DAVID BASSITY
ASSOCIATE AD FOR COMMUNICATIONS
Cell: (405) 274-1455
dbassity@central.uh.edu
FOOTBALL
*On site in Birmingham



JEFF CONRAD
DIRECTOR OF COMMUNICATIONS
Cell: (713) 557-3841
jaconrad@central.uh.edu
MEN'S BASKETBALL, MEN'S AND WOMEN'S GOLF



DEREK FAZENDIN
ASSISTANT DIRECTOR OF COMMUNICATIONS
Cell: (949) 981-3695
dfaznedi@central.uh.edu
WOMEN'S BASKETBALL, TENNIS



ALLISON MCCLAIN
ASSISTANT DIRECTOR OF COMMUNICATIONS
Cell: (936) 635-1129
ammcdaj@central.uh.edu
SOCCER, BASEBALL
*On site in Birmingham



MIKE MCGRORY
ASSISTANT DIRECTOR OF COMMUNICATIONS
Cell: (713) 504-1748
jmmcgrory@uh.edu
FOOTBALL, SOFTBALL,
SWIMMING AND DIVING
*On site in Birmingham



JESSIKA BAILEY
COMMUNICATIONS ASSISTANT
Office: (713) 743-9404
jmkernan@central.uh.edu
VOLLEYBALL,
CROSS COUNTRY, TRACK AND FIELD

The University of Houston is an equal opportunity institution whose programs, services, activities and operations are without discrimination as to sex, color, or national origin and are not opposed to qualified handicapped persons.

2013 SEASON

COACHING STAFF

THE COUGARS

SEASON REVIEW

BOWL HISTORY

Media Information

Media Information	2-3
Maps & Directions	4-5
The Game at a Glance	6-7
Houston Notes	8-9
Offense Notes	10-12
Defense Notes	13-15
Special Teams Notes	16
Honors	17
Bowl Notes	17
Career Highs	18-19
Rosters	20-21
Depth Chart	22

Coaches & Staff

Tony Levine	24-25
Assistant Coaches	26-34
Support Staff	35-40

The Cougars

Player Profiles	42-84
-----------------	-------

2013 Season Review

Team Statistics	84
Individual Statistics	85-87
Game-by-Game Statistics	88
Starting Lineups	89
Player Participation	90
Situational Statistics	91
Season Superlatives	92
Game-by-Game Comparisons	93
Game Recaps	94-99
The American	100

Bowl History

Houston Football Bowl History	104-116
Houston Football Bowl Records	117-128

2013 University of Houston Football Bowl Media Guide
The 2013 University of Houston Football bowl media guide was designed, written and edited by the Houston Athletics Communications Department. Covers created by Morris Molina.

Printing by University of Houston Printing and Postal Services.



CHARTING THE COUGARS

Longest Drives

Drives	Houston	Opponent
by # of plays	14 (93 yds, 4:52, TD) vs. USF	15 (91 yds, 4:55, TD) Temple
by # of yards	93 (14 plays, 4:52, TD) vs. USF	98 (7 plays, 3:48, TD) UCF
TOP	5:09 (11 plays, 44 yds, FG) vs. Southern	7:22 (14 plays, 75 yds, TD) UTSA

Red Zone Stats

Team	Total	Scores (TD / FG)	Downs/TO	Missed FG	End of Game/Half	Scoring Pct.	TD Pct.
Houston	55	46 (32/14)	2/2	4	1	83.6%	58.2%
Opponent	45	33 (23/10)	2/6	3	1	73.3%	51.1%

Time of Possession (Average)

Team	Overall	1st Qtr	2nd Qtr	3rd Qtr	4th Qtr
Houston	25:49	5:57	6:56	6:24	6:29
Opponent	34:10	9:02	8:03	8:35	8:30

Points After Turnovers

Team	TO Forced	Total Scores	Scoring Pct.	Points of TO
Houston	40	22	55%	134
Opponent	15	4	26.7%	20

Highest Scoring Quarters

Season	1st	2nd	3rd	4th	Final
2013	21 (BYU)	21 (Rutgers)	14 (twice)	28 (UTSA)	62 (Southern)



MEDIA INFORMATION

2013 SEASON

COACHING STAFF

THE COUGARS

SEASON REVIEW

BOWL HISTORY

Credentials

All media attending the BBVA Compass Bowl must apply for media and photo credentials through the following web site: www.bbvacompassbowl.com. Requests must be submitted by Dec. 24, 2013.

Confirmation and credential pick-up instructions along with a bowl week schedule will be emailed with credential approvals by Dec. 24, 2013.

Conference and/or individual school media badges will not be accepted as valid credentials.

Communications Representatives



HOUSTON

David Bassity*, Associate Athletics Director

405.274.1455, dbassity@central.uh.edu

Mike McGrory*, Asst. Director of Communications

713.504.1748, jmmcgror@central.uh.edu



BBVA COMPASS BOWL

Norm Reilly

Media Relations

BBVA Compass Bowl

205.934.0730, nreilly@uab.edu

Houston Team Headquarters

Sheraton Birmingham

2101 Richard Arrington Jr. Blvd. North

Birmingham, AL 35203

205.324.5000

Media Headquarters

Westin Birmingham

2221 Richard Arrington Jr. Blvd.

Birmingham, AL 35203

205.307.3600

MEDIA HOSPITALITY

A media hospitality room will be located at media headquarters and open from 8 p.m.-Midnight on Thursday, Jan. 2, and Friday, Jan. 3.

MEDIA WORKROOM

A media workroom will be located at the media headquarters and open from 9 a.m.-5 p.m. on Thursday, Jan. 2, and Friday, Jan. 3. The media center is equipped with a copier and wireless capability. There will be workstations available and ample electrical power for computers and other electrical equipment.

Game Week Interviews

See media opportunities on schedule below.

PRACTICES


Houston is assigned to Birmingham Southern College, 1205 Hilltop Parkway in Birmingham. The location is 3.6 miles west of the team hotel.

When coaches and players are available for interviews in conjunction with practice, those sessions will be conducted after practice. Practice sessions are open to media for the first 30 minutes.

Directions to practice site from media hotel:

- Take the 1st left toward I-20 W/I-59 S and continue for 1.9 miles.
- Take exit 123 for US-78 E.
- Turn left onto Arkadelphia Road
- Turn right onto Hilltop Parkway
- Site will be on your right.

Team Schedule and Availability

 <p>SOUTHERN HOSPITALITY. SERIOUS FOOTBALL.</p>	31	1	2	3	4
	<p>Team Arrival Sheraton Birmingham 6 p.m. <i>Coaches/Players</i></p>	<p>Practice (First 30 minutes) Birmingham Southern College 12 p.m. <i>Coaches/Players</i></p> <p>Hospital Visit Children's Hospital/Veterans 3 p.m. <i>Coaches/Players</i></p>	<p>Practice (First 30 minutes) Birmingham Southern College 12 p.m. <i>Coaches/Players</i></p> <p>Civil Rights Institute Tour Civil Rights Institute 3 p.m. <i>Coaches/Players</i></p>	<p>Press Conference Legion Field 3:30 p.m. <i>Head Coach / Two players</i></p> <p>Walk Through Legion Field 4 p.m. <i>No interviews</i></p>	<p>BBVA Compass Bowl Legion Field 12 p.m. <i>Coaches and Players available post-game</i></p>

- All times local and subject to change.
- Shaded dates represent events with player availability.
- All practices are closed except unless otherwise posted.



MAPS & DIRECTIONS

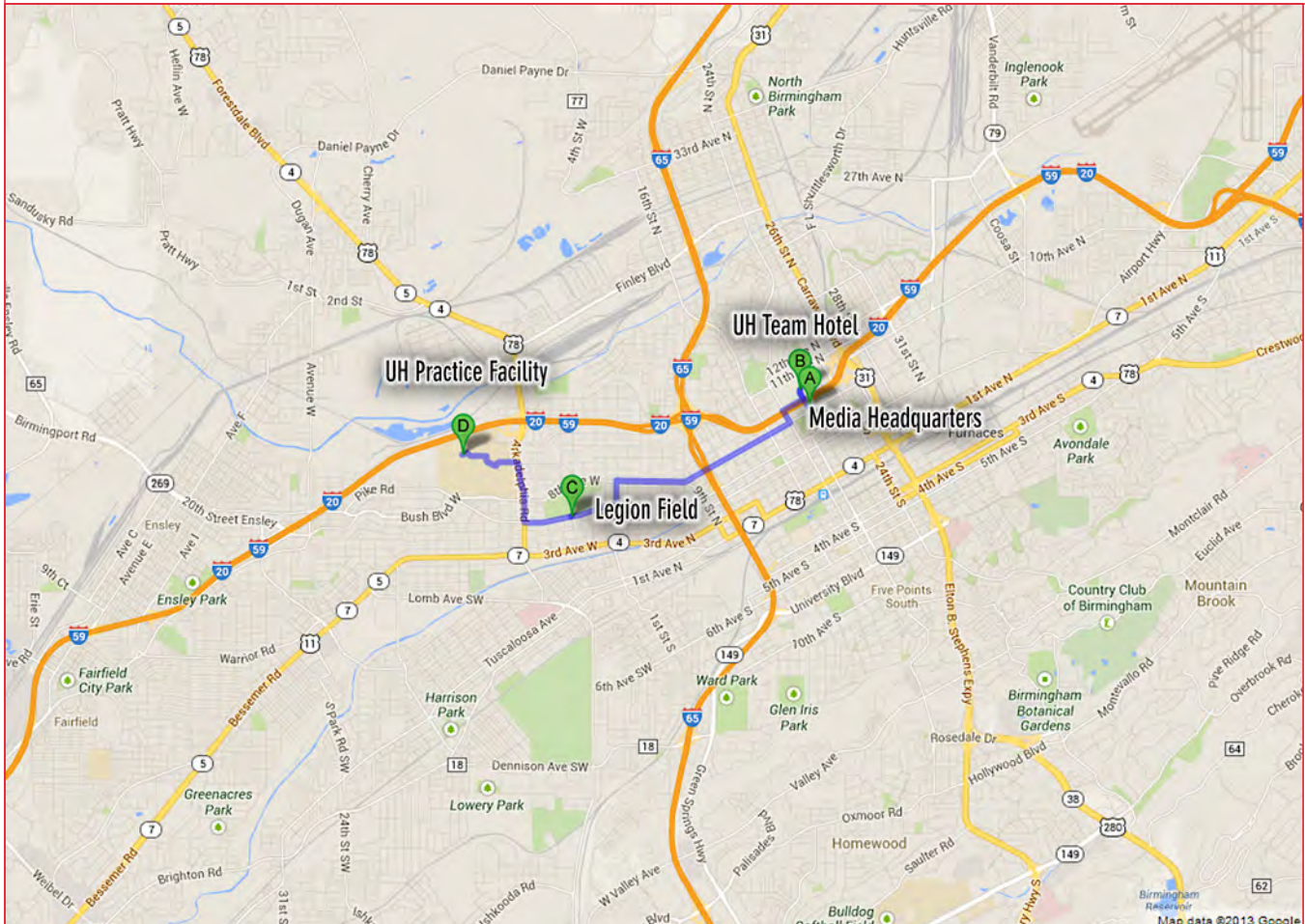
2013 SEASON

COACHING STAFF

THE COUGARS

SEASON REVIEW

BOWL HISTORY



About Birmingham

- Alabama's largest city with a population of 212,038.
- Birmingham's Ruffner Mountain, just ten minutes from downtown, is the second largest urban nature preserve in the country.
- Wine enthusiasts often are surprised to find vineyards and wineries in the greater Birmingham area. They are also eager to do sampling along the local Wine Trail, especially the delicate peach wines made from local fruit.
- The city is home to James Beard Foundation Award winners and nominees. People come from around the Southeast to dine at chef-owned restaurants across the city.
- Displaying more than 1,200 vintage and modern motorcycles and racecars and the largest collection of Lotus cars, Barber Vintage Motorsports Museum houses the largest collection of its kind in the world. The adjacent Barber Motorsports Park is considered the "Augusta of Motorsports," referring to the quality of the world-class course and home of the Porsche Sport Driving School.
- *Bon Appétit* named Birmingham's Hot & Hot Fish Club among the "Great Neighborhood Restaurants in the South."
- Birmingham's role in the Civil Rights Movement of the 1960s placed it at the center of the most significant domestic drama of the 20th century



**SOUTHERN HOSPITALITY.
SERIOUS FOOTBALL.**



MAPS & DIRECTIONS



LEGION FIELD

Opened in 1926, Legion Field is one of the most historic venues in college football. Currently home to the UAB Blazers, Legion Field has hosted some of college football's greatest games. In addition to hosting the Iron Bowl (1948-1988) between Auburn and Alabama and the SEC Championship Game (1992 and 1993), Legion Field has hosted Olympic soccer (1996), as well as numerous concerts including the Rolling Stones, U2, and Pink Floyd.

With a capacity of 70,459, the stadium is located at 400 Graymont Avenue West in Birmingham. The field surface at Legion Field is a SureTurf surface.

Construction of a 21,000 seat stadium began in 1926 at the cost of \$439,000. It was completed in 1927 and named Legion Field in honor of the American Legion. Capacity was increased to 25,000 in 1934 and to 45,000 in 1948. In 1961, a 9,000 seat upper deck was added to the east side of the stadium, increasing capacity to 54,600. In 1965, a new press box was built in the stadium and capacity was further increased to 68,821. In 1969, lights were added to the stadium to allow for night games.

Seating capacity was increased to 75,808 in 1977 and further increased to 83,091 in 1991. In 2004, the city removed the upper deck in 2005 since the capacity was greater than the need for its tenants.

BBVA Compass Bowl History

Started in 2006, the BBVA Compass Bowl is one of nine bowl games owned and operated by ESPN Regional Television.

But as the only bowl in the country aligned with both the Southeastern Conference and the American Athletic Conference, the bowl is definitely one of a kind.

Throughout the bowl's history, it has produced an economic impact of more than \$80 million for Birmingham. And, through the bowl's partnership with the Monday Morning Quarterback Club, it has donated \$200,000 to the Crippled Children's Foundation. This money has gone to provide vital medical services to children in need.

This year, the BBVA Compass Bowl will kick off at historic Legion Field on January 4, 2014, at noon central time and will be televised by ESPN.

Previous Games

2013
Ole Miss 38, Pittsburgh 17
Attendance: 55,099
MVP: Bo Wallace - Ole Miss

2012
SMU 28, Pittsburgh 6
Attendance: 29,138
MVP: Darius Johnson - SMU

2011
Pittsburgh 27, Kentucky 10
Attendance: 41,207
MVP: Dion Lewis - Pitt

2010
Connecticut 20, South Carolina 7
Attendance: 42,610
MVP: Andre Dixon - Connecticut

2008
Rutgers 29, NC State 23
Attendance: 36,387
MVP: Mike Teel - Rutgers

2007
Cincinnati 31, Southern Miss 21
Attendance: 32,959
MVP: Ben Mauk - Cincinnati

2006
South Florida 24, East Carolina 7
Attendance: 28,527
MVP: Ben Williams - South Florida

THE GAME AT A GLANCE

2013 SEASON

COACHING STAFF

THE COUGARS

SEASON REVIEW

BOWL HISTORY

Houston Quick Facts

Location: Houston, Texas
Founded: 1927
Nickname: Cougars
Colors: Scarlet and White
Conference: The American Athletic Conference
Enrollment: 40,750
2013 Stadium: Reliant Stadium (71,500)
Chancellor: Dr. Renu Khator
Vice President for Intercollegiate Athletics: Mack Rhoades
Football Contact: David Bassity
Office Phone: 713.743.9409 **Cell:** 405.274.1455
Website: www.UHCougars.com

Football Information

2013 Overall Record: 8-4
2013 Conference Record (Standing): 5-3 (4th, American Athletic Conference)

Coaching Staff

Name (Alma Mater, Year)	Title
Tony Levine (Minnesota, 1996)	Head Coach
David Gibbs (Colorado, 1990)	Defensive Coordinator
Travis Bush (Texas State, 2000)	Assistant Head Coach
	Offensive Coordinator/QBs
Jamie Christian (C. Washington, 1999)	Special Teams Coord./Inside WRs
Glen Elarbee (Middle Tennessee, 2002)	Assistant Coach/OL
Vernon Hargreaves (Connecticut, 1986)	Assistant Coach/LBs
Ricky Logo (NC State, 1992)	Assistant Coach/DL
Brandon Middleton (Houston, 2004)	Assistant Coach/Outside WRs
Zac Spavital (Murray State, 2004)	Recruiting Coordinator/DBs

Schedule & Results

Date	Opponent (Record)	W/L	Score	Att.	TV
Aug. 30	Southern (9-4)	W	62-13	26,205	ESPN3
Sept. 7	at Temple (2-10)	W	22-13	27,328	ESPN Reg.
Sept. 21	vs. Rice* (10-3)	W	31-26	34,831	FSN
Sept. 28	at UTSA (7-5)	W	59-28	32,487	FSN
Oct. 12	Memphis (3-9)	W	25-15	20,103	ESPNews
Oct. 19	BYU (8-4)	L	47-46	33,115	ESPNews
Oct. 26	at Rutgers (6-6)	W	49-14	52,200	ESPNews
Oct. 31	USF (2-10)	W	35-23	22,707	ESPN
Nov. 9	at UCF (11-1)	L	19-14	44,665	ESPN2
Nov. 16	at Louisville (11-1)	L	20-13	53,027	ESPNU
Nov. 23	Cincinnati (9-3)	L	24-17	20,197	ESPNews
Nov. 29	SMU (5-7)	W	34-0	23,210	ESPN2

* Bayou Bucket at Reliant Stadium

Statistical Leaders

Rushing	Att	Yds	Avg	TD	Avg/G	Lg
Ryan Jackson	137	655	4.8	6	54.6	37
Kenneth Farrow	95	486	5.1	5	48.6	40

Passing	Cmp	Att	Int	Pct	Yds	TD	Eff
John O'Korn	239	399	8	59.9	2,889	26	138.2
Greg Ward Jr.	18	27	0	66.7	300	1	172.2

Receiving	Rec	Yds	Avg	TD	Avg/G	Lg
Deontay Greenberry	76	1,106	14.6	10	100.5	83
Daniel Spencer	50	764	15.3	6	63.7	76

Tackles	UT	AT	TT	TFL	Int	Sack	PBU	FF	FR
Efrem Oliphant	65	58	123	12.5-54	-	2.5-29	1	2	1-0
Derrick Mathes	71	39	110	12-63	1-29	7-53	4	2	2-0

Vanderbilt Quick Facts

Location: Nashville, Tenn.
Founded: 1873
Nickname: Commodores
Colors: Black and Gold
Conference: SEC
Enrollment: 6,796
Stadium: Vanderbilt Stadium (40,330)
Chancellor: Nicholas S. Zeppos
Athletics Director/Vice Chancellor: David Williams
Football Contact: Larry Leathers (larry.leathers@vanderbilt.edu)
Office Phone: 615.343.6437 **Cell:** 615.480.8226
Website: www.vucommodores.com

Football Information

Overall Record: 8-4
Conference Record: 4-4 (4th - SEC East Division)

Coaching Staff

Name (Alma Mater, Year)	Title
James Franklin (East Stroudsburg '95)	Head Coach (3rd Season)
John Donovan (John Hopkins '97)	Offensive Coordinator/RB
Bob Shoop (Yale '88)	Defensive Coordinator/SAF
Brent Pry (Buffalo '93)	Assistant HC/Co-Def. Coord./LB
Charles Bankins (James Madison '94)	Special Teams Coord./TE
George Barlow (Marshall '90)	Def. Recruiting Coord./DBs
Josh Gattis (Wake Forest '06)	Off. Recruiting Coord./WRs
Herb Hand (Hamilton College '90)	Run Game Coordinator/OL
Ricky Rahne (Cornell '02)	Assistant Coach/QB
Sean Spencer (Clarion '95)	Assistant Coach/DL

Schedule & Results

Date	Opponent (Pre-Bowl Record)	W/L	Score	Att.	TV
Aug. 29	Ole Miss (7-5)	L	39-35	40,350	ESPN
Sept. 7	Austin Peay (0-12)	W	38-3	33,162	CSS
Sept. 14	at South Carolina (10-2)	L	35-25	81,371	ESPN
Sept. 21	at UMass (1-11)	W	24-7	16,419	ESPNews
Sept. 28	UAB (2-10)	W	52-24	32,467	FSN
Oct. 5	Missouri (11-2)	L	51-28	36,892	CSS
Oct. 19	Georgia (8-4)	W	31-27	40,350	CBS
Oct. 26	at Texas A&M (8-4)	L	56-24	86,584	SEC-TV
Nov. 9	at Florida (4-8)	W	34-17	88,004	FSN
Nov. 16	Kentucky (2-10)	W	22-6	33,488	SEC-TV
Nov. 23	at Tennessee (5-7)	W	14-10	97,223	ESPN2
Nov. 30	Wake Forest (4-8)	W	23-21	33,019	SEC-TV

Statistical Leaders

Rushing	Att.	Yds.	Avg.	TD	Avg/G	Long
Jerron Seymour	144	627	4.4	13	57.0	58
Wesley Tate	87	353	4.1	4	29.4	18

Passing	Comp.	Att.	Int.	Pct.	Yds.	TD	Eff.
Austyn Carta-Samuels	193	281	9	68.7	2,268	11	143.0
Patton Robinette	40	69	3	58.0	488	2	118.3

Receiving	Rec.	Yds.	Avg.	TD	Avg/G	Long
Jordan Matthews	107	1,334	12.5	5	111.2	55
Jonathan Krause	41	703	17.1	3	70.3	56

Tackles	UT	AT	TT	TFL	Int.	Sack	PBU	FF	FR
Kenny Ladler	62	25	87	1-1	5-61	-	2	5	-
Darreon Herring	44	36	80	1.5-9	1-3	1-8	10	-	-



HEAD-TO-HEAD

Game Basics

Date: Saturday, Jan. 4, 2014

Time: 1 p.m., EST, 12 p.m., CST

Location: Birmingham, Ala.

Venue: Legion Field

Television: ESPN

Dave Neal, play-by-play

Andre Ware, analyst

Dawn Davenport, sideline

Houston Radio: SportsTalk 790 AM

Kevin Eschenfelder, play-by-play

Ted Pardee, analyst

Jeremy Branham, sideline

Matt "Viva Brazil 2014" Thomas, pregame

National Radio: ESPN

Adam Amin, play-by-play

Rene Ingoglia, analyst

BBVA Compass Bowl FYI

- Houston is the home team and will wear its red uniforms.
- Ticket allotment for each team is 10,000.
- Legion Field has a SureTurf playing surface and runs north to south. Seating capacity is 70,459.

Houston Essentials

- Houston (8-4, 5-3 The American) closes out its 2013 season as it faces Vanderbilt (8-4, 4-4 SEC) in the 2014 BBVA Compass Bowl on Jan. 4, 2014, in Birmingham, Ala.
- Houston's all-time record in its 67 years of existence is 396-345-15.
- The Cougars are 9-11-1 in 21 previous bowl trips.
- UH opened the season 5-0 for just the fifth time in program history.
- The Cougars lead the nation with a +25 turnover margin and 40 turnovers gained.
- The Houston defense has forced multiple turnovers in 19 of its last 20 games, including 11 of 12 games this season, and has forced a turnover in 22 straight games.
- UH has outscored its opponents 196-89 in the second half of games this year.
- Sophomore FS Trevon Stewart leads the nation with a combined 10 turnovers - six fumble recoveries and four interceptions. The six fumble recoveries leads the NCAA and is a UH single-season record.
- John O'Korn leads all true freshmen nationally with 26 passing touchdowns.
- Houston did not have a single true home game this season as it played four "home" games at Reliant Stadium, home of the NFL's Houston Texans and two "home" games at BBVA Compass Stadium, home of the Houston Dynamo of the MLS.
- The Cougars return to campus in 2014 with the completion of their state-of-the-art 40,000-seat stadium on the same site of the former home of Robertson Stadium. The stadium is slated to open in August of 2014.

Statistically Speaking...



Category	UH	NCAA Rank	American Rank	Vanderbilt	NCAA Rank	SEC Rank
Scoring	33.9	35	2	29.2	65	9
Scoring Defense	20.2	16	4	24.7	45	9
Scoring Margin	+13.7	-	-	+4.5	-	-
Scoring by Quarter	86-129-95-97	-	-	57-134-34-124	-	-
Opponent Scoring by Quarter	70-83-50-39	-	-	98-65-83-50	-	-
Red Zone Offense	46-55/84%	56	5	46-52/88%	25	2
Red Zone Defense	33-45/73%	13	3	37-42/88%	103	14
Total Offense	422.5	55	5	366.7	94	10
Total Defense	420.0	84	9	352.3	25	5
First Downs	270	48	4	230	91	10
Opponent First Downs	276	100	9	248	54	7
Rushing Attempts	408	109	7	452	74	10
Rushing Offense	138.4	93	5	133.0	98	14
Rushing Defense	143.8	36	9	148.0	41	4
Rushing Touchdowns	18	74	3	31	22	4
Opponent Rushing Touchdowns	15	26	3	18	55	6
Yards Per Rush	4.1	82	5	3.5	104	14
Comp.-Att.-Int.	278-469-8	-	-	237-357-14	-	-
Opponent Comp.-Att.-Int.	292-474-23	-	-	251-400-16	-	-
Passing Yards	284.1	25	4	233.7	65	9
Passing Defense	276.2	114	8	204.3	20	5
Pass Efficiency	136.6	46	4	136.5	47	9
Pass Efficiency Defense	119.7	36	4	119.4	35	3
Completion Percentage	59.3	62	5	66.4	13	3
Opponent Completion Pct.	61.6	85	6	62.8	96	11
Touchdown Passes	28	22	2	13	103	12
Opponent Touchdown Passes	13	16	3	16	33	6
Kickoff Returns	24.9	11	1	19.3	98	13
Opponent Kickoff Returns	21.6	69	6	15.9	2	1
Punt Returns	3.7	112	9	3.7	113	12
Opponent Punt Returns	3.9	16	2	7.0	47	7
Interceptions	23	2	1	16	19	2
Opponent Interceptions	8	25	2	14	88	13
Fumbles-Lost	15-7	30	2	13-6	15	2
Opponent Fumbles-Lost	23-17	2	1	31-11	36	5
Turnover Margin	+25	1	1	+7	22	3
Penalties-Yards	90-809	112-113	7-8	61-508	42-40	5-7
Opponent Penalties-Yards	101-874	-	9	75-579	-	5
Punts-Average	63-43.1	22	2	53-42.3	37	7
Opponent Punts-Average	61-39.1	18	-	53-38.5	9	-
Net Punting	41.3	3	1	38.4	28	7
Opponent Net Punting	37.3	-	-	34.2	-	-
Time of Possession	25:49	120	10	31:21	34	5
Opponent Time of Possession	34:11	-	-	28:39	-	-
Third Down Conversions	67-174/39%	78	6	58-165/35%	97	13
Opponent Third Down Conv.	71-196/36%	37	3	67-168/40%	66	9
Fourth Down Conversions	3-14/21%	122	9	21-27/78%	3	1
Opponent Fourth Down Conv.	13-24/54%	73	7	13-22/59%	99	9
Sacks By-Yards	30	33	4	24	61	5
Opponent Sacks By-Yards	25	67	3	32	102	13
Field Goals	16-22	61	6	13-17	51	8
Opponent Field Goals	15-23	31	-	12-17	50	-
PAT Attempts	49-49	1	1	43-43	1	1
Opponent PAT Attempts	23-26	2	-	34-35	54	-

2013 SEASON

COACHING STAFF

THE COUGARS

SEASON REVIEW

BOWL HISTORY

SEASON NOTES

2013 SEASON

COACHING STAFF

THE COUGARS

SEASON REVIEW

BOWL HISTORY

ABOUT THE 2013 COUGARS

« Twenty-six full or part-time starters, not counting specialists, returned in 2013. Among those are last year's leaders in passing (David Piland), kick returns (Ryan Jackson), interceptions (Zach McMillian) and punting (Richie Leone).

« The 12 opponents on the 2013 schedule combined for a record of 85-65 (.567), eight finished .500 or better, six won at least eight games including three with at least 10 wins and seven played in bowl games.

« The program welcomed an incoming class of 29 that is comprised of 19 high school student-athletes, eight junior college transfers and two four-year transfers. Five of the 29 newcomers enrolled in the program in January for spring workouts - DE Trevor Harris, WR D'Juan Hines, LB Elandon Roberts, LB Caleb Tucker and DB Turon Walker.

« Houston's roster sports 47 players who were not with the program in 2012 and 15 2012 redshirts.

HOUSTON FOOTBALL STADIUM

« Robertson Stadium, Houston's home in 2012, is literally no more. Demolition on the 70-year old stadium began on Dec. 3, 2012, and the stadium was gone in three weeks. The Cougars finished 72-44-1 (.620) inside Robertson Stadium and were 36-9 (.800) dating back to 2006.

« Houston held its official ground breaking for the Houston Football Stadium on the previous footprint of Robertson Stadium on Feb. 8, 2013. The 40,000-seat stadium is set to open August of 2014.

« With its on-campus home being constructed, the Cougars played five games at Reliant Stadium, home of the NFL's Houston Texans, and two at BBVA Compass Stadium, home of the MLS' Houston Dynamo, this season. UH was 4-1 in Reliant and 1-1 in BBVA Compass Stadium.

THE AMERICAN ATHLETIC CONFERENCE

« For the first time in 18 years, Houston played in a different conference as it joined The American Athletic Conference in 2013 after 17 years in Conference USA.

« One of four new programs in The American Athletic Conference, Houston hosted Cincinnati, Memphis, SMU and USF and traveled to UCF, Louisville, Rutgers and Temple. This season marked the first time for Houston to play three teams on its schedule - BYU, Rutgers and UTSA.

TOUGHEST SCHEDULE IN PROGRAM HISTORY

• With the move to The American Athletic Conference, the 2013 season also featured Houston's toughest schedule to date.

• Houston's opponents, including Vanderbilt, have combined for 91 total wins and a winning percentage of 57.6 percent entering the bowl season. The 91 wins eclipses the previous best by Houston opponents, 85 in 2005.

• The 57.6 winning percent is fourth behind the opponent winning percentage of 63.1 percent in 1995, 61.2 percent in 2001 and the 59.8 percent in 1987.

• Against its next five toughest schedules, Houston is a combined 20-37 or a winning percentage of 35.1 percent while the 2013 team is 8-4 or 66.7 percent.

• UH topped two conference champions in Rice (Conference USA) and Southern (SWAC).

DEGREES IN HAND

« Houston enters the game with eight players have already received degrees from UH.

« Five Houston seniors entered the season having already earned an undergraduate degree. George Bamfo, Thomas Bates, Ty Cloud, Kevin Forsch and Ralph Oragwu all completed degree requirements prior to this season.

« Bates earned his degree in health while Oragwu completed course work for a sociology degree.

« On the business side of things, Bamfo and Cloud received degrees in consumer sciences and marketing while Forsch earned a business degree.

« Three additional Cougars complete their degree requirements this December: Aaron Johnson, Austin Lunsford and David Piland.

2013 AMERICAN STANDINGS

	American	Pct.	Overall	Pct.
UCF	8-0	1.000	11-1	.917
Louisville	7-1	.875	11-1	.917
Cincinnati	6-2	.750	9-3	.750
Houston	5-3	.625	8-4	.667
SMU	4-4	.500	5-7	.417
Rutgers	3-5	.375	6-6	.500
Connecticut	3-5	.375	3-9	.250
USF	2-6	.250	2-10	.167
Memphis	1-7	.125	3-9	.250
Temple	1-7	.125	2-10	.167

Note that records do not reflect bowl results

UH'S LANDMARK WINS

Win	Date	Opp.	Game No.
1	9/27/46	West Texas St. (14-12)	2
10	10/16/48	East Texas St. (18-7)	26
50	12/3/55	Wyoming (26-14)	102
100	10/29/66	Tampa (48-9)	207
200	10/6/79	Baylor (13-10)	339
300	9/4/99	Rice (28-3)	562

STARTING 5-0...

UH started 5-0 in 2013 for the fifth time in program history.

Year	Final Record	Bowl	Bowl Result
1973	11-1	Bluebonnet	W
1979	11-1	Cotton	W
1990	10-1	N/A	N/A
2011	13-1	TicketCity	W
2013	8-4*	BBVA Compass	?

**record does not reflect bowl game*

TOUGHEST SCHEDULE

The 2013 season is among Houston's toughest to date...

Year	Opp. Total Wins	Opp. Win %	UH Record
2013	91	57.6%	8-4
2005	85	50.3%	6-6
2008	84	51.2%	8-5
1995	80	63.1%	2-9
2001	79	61.2%	0-11
1987	76	59.8%	4-6

**record does not reflect bowl games for opponents*



SEASON NOTES

2013 SEASON

COACHING STAFF

THE COUGARS

SEASON REVIEW

BOWL HISTORY

ACTIVE UH STREAKS

- 158 - Games in which UH has scored
- 63 - Televised games
- 21 - Games with a forced turnover
- 12 - Seasons with at least 1,500 rushing yards
- 9 - Seasons with at least 3,000 passing yards
- 9 - Seasons with at least four conference wins
- 9 - Seasons UH player on all-conference first team

UH'S JANUARY GAMES

UH is 4-2 in January games in program

history.

Date	Opp.	Result
1/1/52	Dayton - Salad Bowl	W, 26-21
1/1/77	Maryland - Cotton Bowl	W, 30-21
1/1/79	Notre Dame - Cotton Bowl	L, 35-34
1/1/80	Nebraska - Cotton Bowl	W, 17-14
1/1/85	Boston College - Cotton Bowl	L, 45-28
1/1/12	Penn State - TicketCity Bowl	W, 30-14
1/4/14	Vanderbilt - BBVA Compass	?

NEWCOMERS MARK...

UH's newcomers have made their mark...

Stat	Newcomer %
Rush Yds	14.8%
Rush TDs	16.7%
Pass Yds	93.5%
Pass TDs	96.4%
Rec. Yds	10.8%
Rec. TDs	10.7%
Kick Ret. Yds.	90.4%
Tackles	14%
Tackles For Loss	19.4%
Sacks	23.3%
Interceptions	13%

HOUSTON'S FOUR LOSSES...

UH's four losses have been a combined 20 points...

Stat	Score	Opp. Record
BYU	47-46	8-4
at UCF	19-14	11-1
at Louisville	20-13	11-1
Cincinnati	24-17	9-3

POSTSEASON HONORS

- Seven student-athletes from the Houston Football program earned recognition from The American Athletic Conference's coaches
- Sophomore WR Deontay Greenberry and freshman KR Demarcus Ayers were named to the league's first team while Ayers was named The American's Co-Special Teams Player of the Year and freshman QB John O'Korn took home Rookie of the Year honors.
- Senior OT DeAnthony Sims, senior CB Zach McMillian, Sophomore FS Trevon Stewart and senior P Richie Leone were all named to the league's second team.
- Greenberry, Sims and Leone were also named to the league's first team by *The Sporting News* at time of press for the bowl guide.

YOUTH IS SERVED

« When Houston takes the field, its two-deep depth chart will sport just eight seniors among its 47 spots on offense and defense. Senior punter Richie Leone is not counted in the eight but holds down the starting position at punter and kickoff specialist, Houston's only senior on the special teams depth chart.

« All together, the Houston offensive and defensive two-deep shows five true freshmen, four redshirt freshmen, 14 sophomores, 16 juniors and the eight seniors.

« Eight true freshmen have seen action this season: WR Demarcus Ayers, DE Tyus Bowser, K Ty Cummings, TE/DE Chauntez Jackson, WR John Leday, FB Tyler McCloskey, QB John O'Korn and QB Greg Ward Jr.

« Four true freshman have accounted for 14 starts in 2013: John O'Korn (10), Demarcus Ayers (2), Tyus Bowser (1) and Tyler McCloskey (1).

« Nine true freshmen played in 2012 for Houston including 30 starts.

« Three of Houston's top nine receivers in 2012 were true freshmen while three of the top four rushers were sophomores or freshmen.

« Trevon Stewart led all freshmen nationally with 126 tackles in 2012 en route to being named an FWA All-American.

« Stewart and receivers Deontay Greenberry and Larry McDuffey were named to the Conference USA All-Freshman team last season. Greenberry led the league's freshmen with 47 receptions for 569 yards while McDuffey led all first-year players in the league with four receiving touchdowns.

TIES WITH VANDERBILT

- Houston's defensive line coach, Ricky Logo, spent four seasons at Vanderbilt in the same position. While at Vanderbilt, he was part of a staff who led the Commodores to a 2008 Music City Bowl win.

TIES WITH BIRMINGHAM

- Erin Levine, the wife of Houston head coach Tony Levine, is a native of Birmingham, Ala., and the two, along with their four children, routinely spend a portion of their summer vacation in the city.

SHAMELESS SID PLUG

- The BBVA Compass Bowl is the only bowl this season pitting two FWA Super 11 staffs from the previous season. The award is given annually to 11 sports information departments deemed the best 11 in the FBS by the Football Writers Association of America.
- Houston's football efforts, led by Associate AD for Communications, David Bassity, and Vanderbilt's staff, led by Assistant Director of Communications, Larry Leathers, both earned the honor last May for their work in 2012.

OFFENSE NOTES

ON THE OFFENSIVE

« Since 2006, no team in college football has racked up more offensive yards than Houston who has 53,396 yards in that time.

Rank	Team	Total Yards (06-present)	Season Average (06-13)
1.	HOUSTON	53,396	6,675
2.	Oregon	51,853	6,482
3.	Oklahoma	49,772	6,222
4.	Nevada	49,414	6,177
5.	Boise State	47,597	5,950

« Houston scored in 40 of 48 quarters (83.3 percent) with TDs in 35 quarters and double digits in 18.

« UH opened the year by scoring in the first 32 quarters of the season and was the nation's last team to be held scoreless in a quarter when it was held without a point in the first quarter at UCF on Nov. 9.

« Just 44 of Houston's 172 offensive drives this season resulted in a three-and-out (25.6 percent).

QUICK STRIKE POTENTIAL

« Of Houston's 64 offensive scoring drives last season, 30 came in under two minutes. Twelve of those 30 came in under a minute with the season's quickest drive lasting just seven seconds at East Carolina as David Piland hit Isaiah Sweeney in the end zone from 34 yards out. Sixteen scoring drives consisted of five plays or less.

« Houston has returned to its ways this season as 28 of its 61 scoring drives this season have lasted under two minutes including 14 in under one minute. Its quickest lasted just four seconds as Kent Brooks plunged in from one-yard out against SMU. Houston had two 12-second scoring drives at Rutgers.

« Twenty-one drives have lasted five plays or less.

EXPLOSIVE PLAYS

« From 2010-12, Houston trailed just Oklahoma State in explosive plays of 20 yards or longer with 254 to OSU's 261.

« After recording 12 plays of 20 yards or longer in the first two games of the season, the Cougars exploded for 24 plays of 20 yards in wins over Rice and UTSA, including seven touchdowns. UH now has 98 explosive plays on the season including 19 touchdowns.

« Demarcus Ayers leads the team with 23 explosive plays including two touchdowns. Ayers has 19 kick returns and four receptions over 20 yards. Deontay Greenberry is second with 18 receptions of 20 yards or more. Daniel Spencer has 16 explosive plays, 15 receiving and one rushing.

« Greenberry and Spencer lead Houston with four touchdowns of 20 yards or longer each.

« Houston's 15 offensive plays of 40 yards or longer leads the American and its 66 plays of 20 yards are second in the league.

Explosive Plays (20 yds or longer), 2010-12

Team	2010	2011	2012	Total
1. Oklahoma State	75	94	92	261
2. Houston	65	109	80	254
3. Oregon	82	88	80	250
4. Baylor	69	93	86	248
5. Northern Illinois	77	79	73	229

Strength vs. Strength

Long Plays	20 yards	30 yards	40 yards	50 yards
Houston Offense	66	26	15	5
Vanderbilt Defense Allowed	34	14	6	2

MONEY PLAYS

Money plays are defined as plays resulting in a first down or a touchdown ...

Money Rushers

Player	1st	TD	Season Attempts
Ryan Jackson	33	6	137
Kenneth Farrow	29	5	95
John O'Korn	12	1	47
Greg Ward Jr.	7	2	38
Justin Hicks	6	2	21
Kent Brooks	4	1	18
Daniel Spencer	2	1	7
Randall Hollimon	2	-	4
David Piland	1	-	5
Wayne Beadle	1	-	1

Money Receivers

Player	1st	TD	Season Receptions
Deontay Greenberry	46	10	76
Daniel Spencer	29	6	50
Xavier Maxwell	17	4	28
Ryan Jackson	11	2	25
Andrew Rodriguez	8	-	9
Greg Ward Jr.	6	1	9
Kennet Farrow	5	1	24
Larry McDuffey	5	-	16
Markeith Ambles	5	-	11
Aaron Johnson	4	1	11
Demarcus Ayers	4	1	9
Wayne Beadle	4	1	6
John Leday	-	1	1
Justin Hicks	1	-	1

UH QBS BY BOWL WINNING %

Winning %	QB	Years
1.000 (1-0)	Delrick Brown	'80
1.000 (1-0)	D.C. Nobles	'73
1.000 (1-0)	Billy Roland	'62
1.000 (1-0)	Bobby Clatterbuck	'52
.500 (1-1)	Danny Davis	'77, '79
.500 (0-0-1)	Bubba McGallion	'74
.500 (1-1)	Gary Mullins	'69, '71
.500 (2-2)	Case Keenum	'07, '08, '09, '12



OFFENSE NOTES

2013 SEASON

COACHING STAFF

THE COUGARS

SEASON REVIEW

BOWL HISTORY

PASSING YARDS - FRESHMAN

1. Kevin Kolb (2003)3,131
2. **John O'Korn (2013)**2,889

TD PASSES - FRESHMAN

1. **John O'Korn (2013)** 26

COMPLETIONS - FRESHMAN

1. **John O'Korn (2013)**239

RECEIVING YARDS - SEASON

1. Patrick Edwards (2011)1,752
2. Manny Hazard (1989)1,689
3. Donnie Avery (2007)1,456
4. Jason Phillips (1988)1,444
5. Elmo Wright (1969)1,275
6. Marcus Grant (1991)1,262
7. Brandon Middleton (1003)1,250
8. Justin Johnson (2011)1,229
9. James Cleveland (2009)1,214
10. Elmo Wright (1968)1,198
11. **Deontay Greenberry (2013)** 1,106

TRUE FRESHMAN PASSING TDS

1. **John O'Korn, Houston**26
2. P.J. Walker, Temple20
Christian Hackenburg, Penn State.....20
4. Jared Goff, Cal18
5. Davis Webb, Texas Tech16

TRUE FRESHMAN PASSING EFFICIENCY

1. P.J. Walker, Temple150.8
2. **John O'Korn, Houston** 138.2
3. Christian Hackenburg, Penn State134.0
4. Davis Webb, Texas Tech133.5
5. Jared Goff, Cal123.4

UH QBS BY BOWL STARTS

Starts	QB	Years
4	Case Keenum	'07, '08, '09, '12
3	Kevin Kolb	'03, '05, '06
2	Danny Davis	'77, '79
2	Gary Mullins	'69, '71
1	Chuck Clements	'96
1	Andre Ware	'88
1	Gerald Landry	'85
1	Lionel Wilson	'81
1	Terry Elson	'80
1	Delrick Brown	'80
1	Bubba McGallion	'74
1	D.C. Nobles	'73
1	Billy Roland	'62
1	Bobby Clatterbuck	'52

OPENING UP A CAN OF O'KORN

« With David Piland's career ended due to multiple concussions, true freshman John O'Korn received his first career start against Rice. He finished the day with 281 yards on 15-of-33 passing with three touchdowns and an interception, becoming just the third player in UH history to throw for at least three TDs in his first career start.

« In his first road start, O'Korn responded admirably as he led UH to a 59-28 win at UTSA with 312 yards on 24-of-36 passing with four touchdowns. O'Korn also added 31 yards on the ground in the win.

« O'Korn played in the first two games of the season - entering on the games' fourth series by design. Against Southern he finished with 107 yards and three touchdowns on 11-of-15 passing while recording 233 yards on 23-of-31 passing at Temple.

« O'Korn leads all true freshmen nationally with 26 passing touchdowns, a number that ranks second in The American Athletic Conference behind the 28 from Louisville's Teddy Bridgewater, and in passing efficiency at 138.2, which ranks fifth in the league.

« The first-year player has thrown for at least three touchdowns in six games and over 300 yards in three games.

« O'Korn completed 80 percent of his passes (24-of-30) at Rutgers with a career-high 364 yards and five TDs.

« He followed his 80 percent performance with a completion rate of 81.5 percent (22-of-27) vs. USF.

« O'Korn showed off his wheels against UCF as he had a career-high 56 rushing yards including a career-long 24-yard run for his first career rushing touchdown.

« He is closing in on Houston's freshman passing records as he needs 242 yards to claim the UH freshman passing yardage record. O'Korn already holds the UH freshman records for passing touchdowns (26) and completions (239). (see list on page 7).

« O'Korn knows a thing or two about winning as he led St. Thomas Aquinas to the Florida Class 7A State Title en route to earning Florida 7A Offensive Player of the Year honors. He finished the year with 2,552 passing yards and 22 touchdowns against just four interceptions while rushing 95 times for 576 yards and 15 touchdowns.

« A second true freshman, Greg Ward Jr., has provided a relief for O'Korn in seven games, throwing for 300 yards and one touchdown on 18-of-26 passing while rushing for 181 yards and two touchdowns on 37 attempts.

« One of the top quarterbacks in the state of Texas, Ward threw for 4,202 yards and 39 touchdowns against five interceptions as a senior at John Tyler High School. A dual threat, Ward also added 861 rushing yards and 13 touchdowns on the ground.

« Ward has also seen time at receiver in the last three games, recording nine receptions for 97 yards and a touchdown.

« Ward broke out with five receptions for 48 yards and a 19-yard touchdown pass against SMU.

« The win over Rice marked just the second time in Houston history that two true freshmen QBs played in the same game. The first came in 2010 when Piland and Terrance Broadway (now at Louisiana) each played against Mississippi State and Memphis.

HOUSTON FRESHMAN SEASONS

Player	GP-GS	Effic.	Comp-Att-Int	Pct.	Yds	TD	Avg/game
John O'Korn (2013)	12-10	138.2	239-399-8	59.9	2,889	26	240.8
Case Keenum (2007)	13-7	147.6	187-273-10	68.5	2,259	14	173.8
Kevin Kolb (2003)	13-13	141.5	220-360-6	61.1	3,131	25	240.8
Andre Ware (1987)	5-4	121.3	83-140-5	59.3	996	4	199.3

OFFENSE NOTES

2013 SEASON

COACHING STAFF

THE COUGARS

SEASON REVIEW

BOWL HISTORY

A LITTLE SLICE OF GREENBERRY PIE

« Sophomore Deontay Greenberry's season is off to a great start as he has easily surpassed his 2012 numbers. The American's second-leading receiver at an average of 100.5 yards per game (behind the 100.7 of SMU's Jeremy Johnson), which ranks 18th nationally, despite leaving the Louisville game on the first drive of the game with a head injury and missing the SMU game. Greenberry is third in the league and 18th nationally with an average of 6.9 receptions per game. Take away the Louisville game and Greenberry averages 110.6 yards and 7.6 receptions per game, which would rank among the nation's leaders - eighth and 12th, respectively.

« Greenberry is second in The American Athletic Conference with 10 receiving touchdowns, a number that ranks 11th nationally, and is third in the league among non-kickers with an average of 5.5 points per game.

« The Fresno, Calif., native is fifth in The American in all-purpose yards at 101.1 yards per game, adding six rushing yards to his 1,106 receiving yards.

« Greenberry has pulled in at least six receptions in eight of Houston's 11 games with double-digit receptions against Temple (14) and BYU (11).

« After starting 11 games on the outside in 2012, Greenberry has moved to the inside and as the numbers show, the move has paid off. He set a career high with 14 receptions for 165 yards at Temple as the game opened a three-game streak of 100-yard receiving games, in fact Greenberry had three straight games of at least 146 receiving yards. He is second in The American with five games of at least 100 yards receiving this season.

« The sophomore continued his impressive season at Rutgers with eight receptions for a career-high 168 yards and three touchdowns. Greenberry pulled in two fades for touchdowns while also taking off for an 83-yard reception from John O'Korn.

« With 94 yards at UCF, Greenberry became the 17th player in UH history to record 1,000 receiving yards in a season and the first since Patrick Edwards and Justin Johnson in 2011.

« He needs 92 yards to break the top 10 for receiving yards in a season at Houston and 252 yards to break the top 10 for yards in a career at Houston.

« Greenberry was removed from Houston's game at Louisville after taking a shot to the head in the first quarter and was limited in the second half of the Cincinnati game with a lower leg injury. The lower leg injury would keep Greenberry out vs. SMU.

GREENBERRY NCAA RANKS

Receptions per game	6.9	18th
Rec. Yards per game	100.5	16th

NO SIGNS OF SOPHOMORE SLUMPS

« Carrying on the youthful theme, there has been no sign of sophomore slumps for two of the team's offensive threats in RBs Kenneth Farrow and Ryan Jackson, a thunder-and-lightning combination.

« Through 12 games, Jackson has already surpassed his 2012 rushing total of 252 yards by 319 yards. The sophomore from Angleton, Texas, has 593 yards and five touchdowns on 130 carries after totaling 252 yards and three TDs on 59 carries in 2012.

« Jackson rushed for over 100 yards in Houston's first two games, part of a three-game streak of 100-yard rushing games dating back to last season's finale.

« Both Farrow and Jackson should easily surpass their 2012 rushing totals with Jackson having already accomplished the feat and Farrow needing 33 more rushing yards.

Rushing Stats	KF att.	KF yards	KF TDs	RJ att.	RJ yards	RJ TDs
2013 (12 games)	95	486	5	137	655	6
2012 (12 games)	86	466	2	59	252	3

« Farrow, who is still looking to eclipse the 100-yard mark in a game, had one of his most effective games at Rutgers as he averaged 12.3 yards a carry with 74 yards and one touchdown on six attempts.

« Farrow recorded his first career game with a rushing and a receiving touchdown with his two-TD game vs. USF. He has a rushing touchdown in three of the last four games.

DIFFERENCE OF A YEAR

Greenberry Rec.	Rec. Yards	TDs	
2013	76	1,106	10
2012	47	569	3

300-Yard Passing Games

John O'Korn (3)

Date	Opponent	C-A-I	Yds.	TD	W/L
10/26/13	at Rutgers	24-30-0	364	5	W
10/19/13	BYU	29-45-3	363	3	L
9/28/13	at UTSA	24-36-0	312	4	W

100-Yard Rushing Games

Ryan Jackson (3)

Date	Opponent	Att.	Yards	TD	W/L
11/24/12	Tulane	16	129	2	W
8/30/13	Southern	10	120	2	W
9/7/13	at Temple	22	109	1	W

100-Yard Receiving Games

Deontay Greenberry (5)

Date	Opponent	Rec.	Yards	TD	W/L
10/26/13	at Rutgers	8	168	3	W
9/7/13	at Temple	14	165	0	W
9/28/13	at UTSA	9	149	1	W
9/21/13	vs. Rice	6	146	1	W
10/31/13	USF	4	106	1	W

Daniel Spencer (5)

Date	Opponent	Rec.	Yards	TD	W/L
10/19/13	BYU	7	186	1	L
9/8/12	Louisiana Tech	7	157	1	L
10/26/13	at Rutgers	6	117	0	W
8/30/13	Southern	9	102	2	W
9/29/13	SMU	7	100	1	W

Xavier Maxwell (1)

Date	Opponent	Rec.	Yards	TD	W/L
10/19/13	BYU	5	136	1	L

Larry McDuffey (1)

Date	Opponent	Rec.	Yards	TD	W/L
9/29/12	Rice	8	100	1	W

Shane Ros (1)

Date	Opponent	Rec.	Yards	TD	W/L
10/13/12	UAB	7	114	1	W



DEFENSE NOTES

2013 SEASON

COACHING STAFF

THE COUGARS

SEASON REVIEW

BOWL HISTORY

TURNOVER MARGIN

1. **+25**.....*Houston*
2. +17..... Florida State
3. +16..... Louisville
+16..... Missouri

TURNOVERS GAINED

1. **40**.....*Houston*
2. 34..... Florida State
3. 33..... Tulane

TOP UH TURNOVER TEAMS

1989	52
1968	52
1988	45
1976	42
1971	41
2013	40

TOP UH INTERCEPTION TEAMS

1989	32
1968	31
1976	29
1966	26
1981	25
1973	25
1971	25
2013	23

TOP UH FUMBLE REC. TEAMS

1988	28
1975	26
1953	22
1968	21
1951	21
1989	20
2009	19
1956	19
1986	18
1952	18
2013 and eight other teams	17

MOST IMPROVED SCORING DEFENSES

Change	Team	2013 PPG
1. -19.9	Marshall	23.2
2. -17.2	Tulane	21.2
3. -16.0	Baylor	21.2
4. -15.8	Houston	20.2

TAKE IT AWAY, DON'T GIVE IT AWAY

- « Houston leads the nation with a +25 turnover margin.
- « The Houston defense leads the nation with forced 40 turnovers, 17 fumbles and 23 interceptions. UH is second nationally with both the 17 fumble recoveries and the 20 interceptions.
- « On the other side of the ball, Houston has committed just 15 turnovers: seven fumbles and eight interceptions. The 15 turnovers rank 15th nationally, second in The American behind Louisville (10).
- « Ten different players have interceptions for the Houston defense with Adrian McDonald leading the way with five interceptions, second in The American and ranks 15th nationally.
- « Ten Cougars have fumble recoveries, led by Trevon Stewart with six recoveries, a number that leads the nation, while 10 have forced fumbles including five players with two forced fumbles.
- « If you haven't picked up on it yet, free safety Trevon Stewart is a turnover machine. The sophomore leads the nation with a combined 10 interceptions and fumble recoveries, six fumble recoveries and four interceptions.
- « Houston has forced multiple turnovers in 11 games this season - Southern (4), Temple (3), Rice (2), UTSA (5), Memphis (4), BYU (3), Rutgers (6), USF (2), UCF (3), Cincinnati (3) and SMU (4) - and its 17-game streak of forcing multiple turnovers ended at Louisville.
- « The 40 turnovers have resulted in 134 points including 25 scored directly by defenders off three touchdowns (William Jackson, Brandon Wilson, Trevon Stewart) and two points off a safety from a Derrick Mathews sack in the endzone.
- « The Cougar defensive line has collected three interceptions as end Tyus Bowser and tackles Tomme Mark and B.J. Singleton all have one interception each.
- « Players routinely credit the ability to create turnovers on the emphasis paid on turnovers in practice, especially in Turnover Tuesdays.

THE THIRD WARD D

- « In holding its first three opponents to a combined 52 points, Houston had its best three-game start to the season in scoring defense since 1999 when the UH held its first three opponents to 40 points.
- « This season also marks the first since 1989 that UH did not allow more than 26 points to any of its first three opponents.
- « The back-to-back 13 point totals to open in the season is the lowest combined point total from UH opposition since the '89 team held UNLV (0) and Arizona State (7) to a combined seven points to open the season.
- « On average, the Houston defense forces 4.9 three-and-outs per game, a number that is second in The American to Louisville (5.1) and is 18th nationally. On 59 of Houston opponents' 171 drives or 34.5 percent, the Houston defense has gotten off the field in three plays or less.
- « Against Memphis, the Houston defense held the Tigers without a touchdown, marking the first time of the season the Cougars held an opponent without a touchdown.
- « UH has allowed just one rushing attempt of 30 yards or more, a number that leads the nation.
- « The defense is seventh nationally in allowing 15 plays of 30 yards or longer.
- « Houston ranks fourth nationally among most improved scoring defenses. In giving up 20.2 points per game, Houston is allowing 15.8 points less per game than last year.
- « The scoring defense output is the lowest in 14 years since the 1999 defense held opponents to 19 points per game.
- « The defense held UCF (19), Louisville (20) and SMU (0) to their lowest scoring outputs of the season, with both teams scoring 16 points less than their season average.
- « With its 34-0 shutout of SMU, the Houston defense shut out SMU's June Jones for the first time in his career.

UCF/Louisville/SMU	Points	Total Yards	Pass Yards	Rush Yards	Turnovers
vs. Houston	19 / 20 / 0	398 / 332 / 295	210 / 203 / 212	188 / 129 / 83	3 / 1 / 4
Average in other games	34.5 / 36.5 / 29.2	435.1 / 464.1 / 447.9	286.4 / 312.0 / 353.2	148.7 / 139.4 / 94.7	1.4 / 0.5 / 1.8

DEFENSE NOTES

DEFENSIVE HALFTIME ADJUSTMENTS

« The Houston defense has shown its ability to clamp down in the second half of games this season as UH has outscored its opponents 182-89 in the second half of games this season...

Opponents	Totals	Points	Total Yards	Pass Yards	Rush Yards	Turnovers				
First Half	153	(63.2%)	2,664	(52.9%)	1,779	(53.7%)	885	(51.3%)	20	(50%)
Second Half	83	(34.3%)*	2,376	(47.1%)	1,535	(46.3%)	841	(48.7%)	20	(50%)

*does not include six points from a blocked FG returned for a TD

« Houston recorded its first conference shutout since 1989 with its 34-0 win over SMU to close out the regular season. It was the program's first overall shutout since Sept. 24, 2011, vs. Georgia State and marked the first time in June Jones' career to be shutout.

« Three times this season, the Houston defense has shut out its opponent in the second half. After spotting Temple 13 points in the first half, the Third Ward Defense held the Owls to no points and just 105 total yards in the second half. The Third Ward D did it at Rutgers as the Scarlet Knights were held scoreless after scoring their second touchdown of the game with 7:03 remaining in the second quarter. Houston forced three interceptions and a punt before stopping Rutgers to run out the clock in the second half. Rutgers' two scores came on drives of five plays, 45 yards and 12 plays, 75 yards. Take away the two first half scoring drives and the Houston defense limited Rutgers to 68 yards off 19 plays in the first half. The third game came vs. the previously mentioned SMU win.

« On its first drive of the second half, Memphis drove 61 yards in 10 plays to hit a 42-yard field goal and take a 12-10 lead over Houston. After that, the Cougars tightened up to limit Memphis to 41 yards and 18 plays on its next five drives.

TACKLING MACHINES

« This season six Cougars have accounted for 24 games with 10 or more tackles.

« Derrick Mathews leads the team with 14 career double-digit tackle games.

« The team leader in tackles, Efreem Oliphant had double-digit tackles in four of Houston's five final games. Oliphant is 14th nationally with 10.3 tackles per game.

LOOK AT THE LINEBACKERS

« The group's lone returning starter from 2012, Derrick Mathews is the defense's most experienced player with 38 career starts and moved to the middle in 2013 after spending 2012 on the weakside. The junior has posted triple-digit tackles in his first three seasons including 110 this season. His 80 assisted tackles in 2012 were the third-best single-season assisted tackle total in Houston history.

« Mathews was named The American's Defensive Player of the Week with his work against BYU. Mathews picked off a pass midway through the first and returned it 29 yards for a TD and Houston's first lead. He had four tackles for loss in the game including a career-high three sacks. Mathews had back-to-back sacks late in the third quarter, the latter of which resulted in a safety.

« Mathews leads all non-seniors nationally with 342 career tackles. He is three stops away from cracking the Houston top-10 career list for total tackles and is seventh on the UH career list with 170 assisted tackles.

« Mathews leads all linebackers in The American and owns the team lead with seven sacks.

« Mathews' replacement on the weakside, junior Efreem Oliphant, a veteran of 35 career games with 15 career starts, including three as a true freshman in 2010 when he was named to the Conference USA All-Freshman team. A junior, Oliphant has 12.5 tackles for loss, eclipsing the 3.5 TFLs he recorded in his first two seasons of action. He leads all linebackers in the conference with his 12.5 tackles for loss. Oliphant also has his first career sacks (3), has forced two fumbles this season and recovered another fumble.

« Oliphant recorded a game high 16 tackles vs. BYU, the most by a Houston defender this year.

« On the strongside, redshirt-freshman Steven Taylor received his first start against Rice and did not disappoint as he finished the game with 11 tackles, a half sack and broke up a pass. A rangy backer with great speed, Taylor is fifth on the team with 75 tackles.

LEVINE ERA DEFENSIVE TDs (6)

2013 (4)

William Jackson	96-yard INT at UTSA
Derrick Mathews	29-yard INT vs. BYU
Derrick Mathews	Safety vs. BYU
Trevon Stewart	15-yard FR vs. Cincinnati

2012 (2)

D.J. Hayden	75-yard INT at SMU
D.J. Hayden	97-yard INT vs. UTEP

DEFENSIVE TOUCHES

Houston defenders with most touches in '13 ...

Player	FR	INT	PBU	Total
Trevon Stewart	6	4	5	15
Thomas Bates	-	2	9	11
Zach McMillian	-	4	6	10
Adrian McDonald	1	5	3	9
Steven Taylor	2	1	5	8
William Jackson	-	1	6	7
Derrick Mathews	2	1	4	7
Joey Mbu	-	-	3	3
Tyus Bowser	-	1	2	3
B.J. Singleton*	-	1	2	3
Turon Walker	-	2	1	3
Jeremiah Farley	1	-	1	2
Efreem Oliphant	1	-	1	2
Eric Eiland	1	-	1	2
Tomme Mark	-	1	-	1
Earl Foster	1	-	-	1
George Bamfo	1	-	-	1
Cameron Malveaux	1	-	-	1
Alex Tillman	-	-	1	1
Brandon Wilson	-	-	1	1

* Also has three blocked kicks

BALANCED DEFENSE

Balance is key for the Houston defense as a number of defenders have spread the wealth this season ...

Players with an Interception	11
Players with a Pass Deflection	16
Players with a Fumble Recovery	9
Players with a Forced Fumble	10
Players with a QB Hurry	15
Players with a Sack	11
Players with a Tackle for Loss	15



DEFENSE NOTES

2013 SEASON

COACHING STAFF

THE COUGARS

SEASON REVIEW

BOWL HISTORY

TACKLES FOR LOSS • CAREER

1. T.J. Turner (1982-85) 66
 2. Wayne Rogers (1997-00) 57
 3. Phillip Hunt (2005-08) 54.5
 4. Sammy Brown (2010-11) 50
 5. Phillip Steward (2009-12) 46.5
 6. Joe Clay (2001-04) 43
 7. Wilson Whitley (1973-76) 41
 8. Glenn Montgomery (1985-88) 39
- Derrick Mathews (2011-present) 39**

FUMBLE RECOVERIES • SEASON

1. **Trevon Stewart (2013) 6**

FUMBLE RECOVERIES • CAREER

1. Jerry Drones (1966-69) 7
- Wade Phillips (1965-68) 7
3. **Trevon Stewart (2012-Present) 6**

SACKS • FRESHMAN

1. T.J. Turner (1982) 8
2. Hosea Taylor (1977) 6
3. **Tyus Boswer (2013) 4.5**

TOP FIVE RUN TACKLERS

Efrem Oliphant	90
Derrick Mathews	71
Steven Taylor	55
Adrian McDonald	48
Trevon Stewart	44

TOP FIVE PASS TACKLERS

Trevon Stewart	45
Thomas Bates	37
Adrian McDonald	36
Zach McMillian	35
Efrem Oliphant	26

2013 DOUBLE-DIGIT TACKLE GAMES

Efrem Oliphant	7
Trevon Stewart	5
Derrick Mathews	4
Adrian McDonald	4
Steven Taylor	3
Zach McMillian	1

CAREER DOUBLE-DIGIT TACKLE GAMES

Derrick Mathews	14
Trevon Stewart	11
Efrem Oliphant	10
Adrian McDonald	5
Kent Brooks	4
Zach McMillian	3
Steven Taylor	3

ANYTHING BUT SECONDARY

« The secondary group has also made a name for itself in the takeaway department, recording 26 of the team's 40 turnovers or 65 percent.

« At free safety, sophomore Trevon Stewart has started the last 22 games of his career, earning FWAA Freshman All-America honors in 2012. The Patterson, La., native has already gotten his hand on the ball in 2013 as he leads the nation with six fumble recoveries and four interceptions, a number that ranks 34th nationally. Stewart has also forced two fumbles.

« Behind linebacker Derrick Mathews' 38 starts, senior cornerback Zach McMillian has the most starts of all defensive players with 36 career starts. McMillian earned second team postseason honors from The American's coaches with four interceptions and six pass break ups this season.

« Senior Thomas Bates has led Houston the last two seasons in passes broken up with 10 in 2012 and nine this season. A hard hitter, Bates leads the team with two forced fumbles and picked off two passes vs. BYU. He had a career-high four PBUs vs. USF.

« A high school quarterback, Adrian McDonald has started at strong safety in 2013 and is second in The American with five interceptions to go along with 91 tackles, three pass breakups and a fumble recovery.

« William Jackson also saw time at corner for Houston, and recorded Houston's first defensive TD, a 96-yard interception return against UTSA. Jackson also forced a fumble in the same game.

« In what has become a rotation at cornerback, Turon Walker saw increased time at the position as well and picked off two passes at Rutgers.

UP FRONT

« The Houston defensive line has been hands on this season as evident by the group's three interceptions - Tyus Bowser, Tomme Mark and B.J. Singleton - along with four blocked kicks - B.J. Singleton (3) and Trevor Harris (1). Singleton's three blocked kicks rank second nationally behind the four from Kansas State's Travis Britz.

« The only returning defensive lineman that was a regular in the 2012 starting lineup is junior defensive tackle Joey Mbu. With eight starts last season, Mbu had 27 tackles on the year while constantly holding up the point of attack.

« Mbu is paired with sophomore Tomme Mark, who had an interception in Houston's season opener, and the two are part of a rotation that includes junior Jeremiah Farley and redshirt-freshman B.J. Singleton. Mbu leads the defensive tackle group with 27 tackles. Farley leads the group with nine tackles for loss including three sacks.

« After starting at Houston as a defensive back before moving to linebacker, Eric Eiland has now made the move to defensive end as he continues to bulk up without losing his quickness. A former minor league baseball player, Eiland exploded in the season finale of his freshman year with four tackles, a sack, an interception, a forced fumble and a fumble recovery.

« Eiland missed games 2-4 with an injury suffered against Southern and junior college transfer Trevor Harris, a former wide receiver, replaced him in that span. With the return of Eiland vs. Memphis, Harris rightfully held on to his starting spot, with Eiland starting at the opposite end, and finishing the game with four tackles on just 13 plays.

« Harris, a junior college transfer, has performed admirably since moving into the starting role with 47 tackles, including 7.5 for a loss, 2.5 sacks and one forced fumble.

« True freshman Tyus Bowser exploded onto the scene in Houston's win over Rice as the defensive end had seven tackles, 2.5 tackles for loss, 1.5 sacks, an interception while dropped back in coverage and four quarterback hurries. Bowser, who will join the Houston basketball team at the end of the season, recorded 24 sacks as a high school senior at John Tyler High School in Tyler, Texas. Bowser now has 4.5 sacks on the year and leads all freshmen in The American.

« Junior defensive end Eric Braswell, who has 20 career starts, is involved in the defensive end rotation as is Cameron Malveaux, has bulked up to 252 pounds on his 6-6 frame. Malveaux recorded his first career fumble at UCF while Braswell forced his first career fumble against Cincinnati.

SPECIAL TEAMS NOTES

2013 SEASON

COACHING STAFF

THE COUGARS

SEASON REVIEW

BOWL HISTORY

LEAVE IT TO LEONE

« A Ray Guy Award semifinalist for the third straight year, senior Richie Leone handles the starting punting duties for the fourth straight year. In addition to punting, Leone is also Houston's kickoff specialist and handled placekicking for the first seven games of the season.

« With 63 punts this season, Leone carries an average of 43.1 yards per punt. Thirty-three of Leone's 63 punts (52.4 percent) have landed inside the opponent's 20-yard line including 14 inside the 10 and 14 kicks over 50 yards, including four over 60.

« With Leone leading the way, Houston ranks third nationally with a net punting average of 41.3 yards.

« Leone is second in UH history with a career punting average of 43.0 yards.

« He had one of his best performances to date against Cincinnati with 10 punts for an average of 44.7 yards per punt. Five of Leone's 10 punts were placed inside the Cincinnati 20-yard line, including three inside the 10 and two inside the five-yard line. The senior had a season high three punts over 50 yards including a 64-yard punt. Leone forced Cincinnati returners to call for a fair catch on five occasions with just one return for two yards.

« Leone is one of two players to earn Ray Guy Award Player of the Week twice this season. The second came with a season-best average of 47.9 yards vs. BYU. He had three punts over 50 yards with four of his eight punts downed inside the BYU 20 including three inside the 10. His punts resulted in two BYU fair catches and three returns for a loss of four yards.

« The senior was first named the Ray Guy Award Player of the Week after he had six punts with a total of 282 yards, averaging 47 yards per punt in Houston's 25-15 win over Memphis. Four of Leone's punts were marked inside the 20-yard line, including one inside the 10-yard line, with one touchback. Leone's net average was 44 yards per punt and his longest punt was 58 yards. Leone's high, hanging kicks helped to hold Memphis to just one punt return for a loss of two yards as Memphis punt returners were forced to call three fair catches.

« Leone was named The American Athletic Conference's Special Teams Player of the Week in week 1 after his first career game handling all three specialist positions. Leone averaged 47 yards on his four punts, three of which were placed inside Southern's 20-yard line, and registered his first career points as he finished the game with two field goals and six extra points. Leone also had eight kickoffs with an average of 64 yards per kick with three resulting in touchbacks.

« Rounding out his duties, Leone has 73 kickoffs with 36 touchbacks including one from his own 20 after a 15-yard penalty at Rutgers.

THE BOOK ON BULLARD

« Sophomore Kyle Bullard took over as the team's placekicker in the seventh game of the season.

« Bullard has seen action in six games this season and has connected on all 13 extra point attempts.

« The sophomore is perfect on the year, hitting all five field goal attempts including a 46-yarder at Louisville.

« Also an All-State soccer player, Bullard hit a career-long field goal of 49 yards in high school.

RETURNS DEPARTMENT

« Junior Damian Payne is Houston's starting punt returner and has 15 returns for 64 yards including a long of 31 yards against Rice.

« At kick returner, Houston true freshman Demarcus Ayers was named The American Athletic Conference's Co-Special Teams Player of the Year. Ayers has 33 returns on the season and leads The American with an average return of 26.8 yards per return, a number that ranks 15th nationally. He has had a return of at least 40 yards in five games this season.

« After coming close several times, Ayers finally broke a return for a touchdown against BYU, returning a first-quarter kick 95 yards for Houston's first score of the day.

« The freshman is second in the nation with 10 kickoff returns over 30 yards.

« The first-year collegiate player has set the UH freshman record with his 884 yards and ranks fourth on the UH single-season chart regardless of class. He needs just 20 yards to crack the top three and is 290 yards away from the single-season record.

SPECIAL TEAMS SCORING PLAYS

During the Levine Special Teams' era ...

2013

• Brandon Wilson 78-yd blocked FG return at UTSA

• Demarcus Ayers 95-yd KR vs. BYU

2011

• Tyron Carrier 100-yd kick return vs. Rice

• Damian Payne 76-yd punt return at Tulane

• Patrick Edwards 70-yd punt return at Tulane

2010

• Tyron Carrier 91-yd kick return at SMU

• Patrick Edwards 74-yd punt return at Memphis

• Tyron Carrier 89-yd missed FG return at Southern Miss

2009

• Tyron Carrier 92-yd kick return at SMU

• Nick Saenz blocked PAT return vs. Southern Miss

• Tyron Carrier 98-yd kick return at Tulsa

• Devin Mays 100-yd kick return at UCF

• Tyron Carrier 99-yd kick return vs. Rice

• Tyron Carrier 79-yd kick return vs. Air Force

2008

• Tyron Carrier 93-yd kick return vs. Tulsa

KICK RETURN YARDS • SEASON

1. Tyron Carrier (2010)	1,174
2. Tyron Carrier (2009)	986
3. James Dixon (1987).....	903
4. Demarcus Ayers (2013)*	884

* - Owns Houston Freshman record

PUNTING AVERAGE • CAREER

1. Chase Turner (2007-09)	43.5
2. Richie Leone (2010-13)	43.0
3. Robert Myers (1983, 85)	42.8
4. Ken Hebert (1965-67)	42.2
5. Jason Stoff (1993-94).....	41.7

UH FOUR-YEAR PUNTERS

Richie Leone (2010-13)	43.0
Simon Rodriguez (1986-89)	40.0
Jay Wyatt (1975-79)	39.6

UH BOWL VICTORIES BY COACH

Bill Yeoman	6
Tony Levine	1
Kevin Sumlin	1
Clyde Lee	1

UH BOWL APPEARANCES BY COACH

Bill Yeoman	10
Art Briles	3
Tony Levine	2
Kevin Sumlin	2
Chris Thurmond	1
Kim Helton	1
Jack Pardee	1
Clyde Lee	1

HOUSTON BOWL SUMMARY

Bluebonnet Bowl	2-1-1
Cotton Bowl	2-2
Salad Bowl	1-0
Tangerine/Capital One Bowl	1-0
Garden State Bowl	1-0
TicketCity Bowl	1-0
Armed Forces Bowl	1-1
Sun Bowl	0-1
Aloha Bowl	0-1
Liberty Bowl	0-2
Hawai'i Bowl	0-1
Fort Worth Bowl	0-1
Texas Bowl	0-1

UH COACHING STAFF IN BOWLS

Coach	Yrs. at FBS	Played	Coached
Tony Levine	12	-	10
David Gibbs	12	3	8
Travis Bush	6	-	4
Jamie Christian	8	-	3
Glen Elarbee	8	-	4
Vernon Hargreaves	29	-	13
Ricky Logo	11	4	4
Brandon Middleton	2	1	1
Zac Spavital	8	-	7

HOUSTON IN BOWL GAMES

- Houston is playing in its 22nd bowl game.
- The Cougars' bowl record in its previous 21 contests is 9-11-1.
- In Houston's last bowl game, it defeated Penn State, 30-14, in the 2012 TicketCity Bowl on Jan. 2, 2012 in Dallas, Texas. Case Keenum finished his record-setting career with another performance for the history books as the sixth-year senior threw for 532 yards and three touchdowns, leading the Cougars to the win.
- This season marks Houston's first in the BBVA Compass Bowl and its first time playing a bowl game in the state of Alabama.
- The BBVA Compass Bowl is Houston's first bowl outside the state of Texas since the 2006 Liberty Bowl vs. South Carolina. Since that time, Houston played in the 2007 Texas Bowl (TCU), the 2008 and 2009 Armed Forces Bowl (Air Force) and the 2012 TicketCity Bowl (Penn State).
- The BBVA Compass Bowl is Houston's eighth bowl outside of Texas as the Cougars have played 14 bowls inside the largest state in the 48 contiguous United States.
- Houston has also played bowls in Phoenix, Ariz., Orlando, Fla., East Rutherford, N.J., Honolulu, Hawaii, and Memphis, Tenn.
- The Jan. 4 BBVA Compass Bowl is the first meeting between Houston and Vanderbilt.
- Houston's defensive line coach, Ricky Logo, spent the 2007-10 seasons at Vanderbilt in the same capacity.
- Houston is 1-1 in bowl games against the SEC. UH defeated Auburn, 36-7, in the 1969 Bluebonnet Bowl while falling to South Carolina, 44-36, in the 2006 Liberty Bowl.
- Houston and Vanderbilt have no common opponents this season.
- There are no Tennessee natives on the Houston roster.
- There are four Texans on the Vanderbilt roster - DT Adam Butler (Duncanville), SN Mack Prioleau (Fort Worth), OL Chase White (Plano) and S Andrew Williamson (San Antonio).
- Houston is 40-79-4 against current SEC members. UH has played nine of the league's 14 teams: Alabama (0-10), Arkansas (6-12), Auburn (1-5), Florida (1-3), Georgia (2-1-1), Kentucky (2-0), LSU (1-2), Ole Miss (3-15), Mississippi State (9-7), Missouri (1-1), South Carolina (1-2) and Texas A&M (12-19-3). The last time Houston faced an SEC program was in 2010, a 47-24 home loss to Mississippi State.
- Vanderbilt is 20-13-1 against current teams in The American. The Commodores have played seven of the league's 10 teams: Connecticut (2-1), Cincinnati (4-4), Louisville (2-0-1), Rutgers (2-1), Memphis (7-5), SMU (2-2) and Temple (1-1). The last time Vanderbilt faced an American opponent was in the 2011 Liberty Bowl, a 31-24 loss to Cincinnati.
- Vanderbilt is in its third straight bowl, a first in program history. The Commodores are 3-2-1 in their previous bowl appearances including a 31-24 loss to American Athletic Conference member, Cincinnati, in the 2011 Liberty Bowl.
- Only 14 players in Houston's history have played in four different bowl games.
- There are 19 players on Houston's current roster who have played in a bowl game with 18 playing in the 2012 TicketCity Bowl to close out the 2011 season and DeAnthony Sims the lone player to play in the 2009 Armed Forces Bowl.
- There have been 175 players in Houston history to play in multiple bowl games during their career: 14 in four bowls, 50 in three bowls and 111 in two bowls.

For a complete look at Houston's bowl history, see the section of this guide that begins on page 104.

CAREER HIGHS

2013 SEASON

COACHING STAFF

THE COUGARS

SEASON REVIEW

BOWL HISTORY

STEVEN AIKENS

Tackles 2, Southern, 2013

MARKEITH AMBLES

Receptions 4, Memphis, 2013
 Receiving yards 38, at UTSA, 2013
 Long reception 31, Rice, 2013
 Long kickoff return 39, at UTSA, 2013
 Long punt return 1, at UTSA, 2013

DEMARCUS AYERS

Receptions 3, at Rutgers, 2013
 Receiving yards 32, at Rutgers, 2013
 Receiving touchdowns 1, at Rutgers, 2013
 Long reception 30, USF, 2013
 Kickoff returns 5, Memphis, 2013
 Kickoff return yards 167, BYU, 2013
 Long kickoff return 95, BYU, 2013

GEORGE BAMFO

Tackles 8, Southern, 2013
 Tackles for loss 3, East Carolina, 2011
 Sacks 3, East Carolina, 2011
 Fumbles forced 1, Southern, 2013

THOMAS BATES

Tackles 11, Tulane, 2012
 Tackles for loss 1, 3x, last at UCF, 2013
 Sacks 1, SMU, 2011
 Interceptions 2, 2x, last vs. BYU, 2013
 PBU 4, USF, 2013
 Fumbles forced 1, 2x, last vs. Rice, 2013

WAYNE BEADLE

Receptions 2, 2x, last at UCF, 2013
 Receiving yards 32, UCF, 2013
 Receiving touchdowns 1, UCF, 2013
 Long reception 20, UCF, 2013

ADRIAN BENNETT

Tackles 1, 4x, last vs. Cincinnati, 2013

TYUS BOWSER

Tackles 7, Rice, 2013
 Tackles for loss 2.5, Rice, 2013
 Sacks 1.5, Rice, 2013
 Interceptions 1, Rice, 2013
 Forced fumbles 1, USF, 2013
 PBU 1, 2x, last at Louisville, 2013

ERIC BRASWELL

Tackles 7, Marshall, 2011
 Tackles for loss 2, Cincinnati, 2013
 Sacks 1, 4x, last vs. SMU, 2013
 Forced fumbles 1, 2x, last vs. SMU, 2013
 PBU 1, 2x, last vs. Rice, 2011

KENT BROOKS

Rushing attempts 8, SMU, 2013
 Rushing yards 33, SMU, 2013
 Rushing touchdowns 1, SMU, 2013
 Long rush 10, SMU, 2013
 Receptions 1, USF, 2013
 Receiving yards 6, USF, 2013
 Long receptions 6, USF, 2013
 Tackles 11, 3x, last vs. Marshall, 2012
 Tackles for loss 0.5, Georgia State, 2011
 Interceptions 1, 3x, last vs. North Texas, 2010
 PBU 1, 4x, last vs. Texas State, 2012
 Fumbles forced 1, 5x, last vs. North Texas, 2012
 Fumbles recovered 1, 3x, last vs. Texas State, 2012

KYLE BULLARD

Field goals 2, 2x, last vs. SMU, 2013
 Long field goal 46, at Louisville, 2013
 Extra Points 5, USF, 2013
 Points scored 10, SMU, 2013

ERIC EILAND

Tackles 6, SMU 2013
 Tackles for loss 1, 2x, last vs. SMU, 2013
 Sacks 1, 2x, last vs. SMU, 2013
 Interceptions 1, 2x, last vs. SMU, 2013
 Fumbles forced 1, Tulane, 2012
 Fumbles recovered 1, Tulane, 2012
 PBU 1, Cincinnati, 2013

JEREMIAH FARLEY

Tackles 4, Memphis, 2013
 Tackles for loss 2, at Louisville, 2013
 Sacks 1, 4x, last vs. Cincinnati, 2013
 Fumbles forced 1, 3x, last at UCF, 2013
 PBU 1, SMU, 2013

KENNETH FARROW

Rushing attempts 20, Southern, 2013
 Rushing yards 97, Southern, 2013
 Long rush 48, 2x, last vs. Tulane, 2012
 Rushing touchdowns 2, Memphis, 2013
 Receptions 5, 2x, last at Louisville, 2013
 Receiving yards 61, Rice, 2012
 Receiving touchdowns 1, 2x, last vs. USF, 2013
 Long reception 35, Rice, 2012
 Long kickoff return 61, Marshall, 2012

EARL FOSTER

Tackles 3, 3x, last at Rutgers, 2013
 Fumbles recovered 1, Southern, 2013

DEONTAY GREENBERRY

Receptions 14, Temple, 2013
 Receiving yards 168, at Rutgers, 2013
 Receiving touchdowns 3, at Rutgers, 2013
 Long reception 83, at Rutgers, 2013

TREVOR HARRIS

Tackles 9, Rice, 2013
 Tackles for loss 2.5, Rice, 2013
 Sacks 1, 2x, last vs. Memphis, 2013
 Fumbles forced 1, Southern, 2013

JUSTIN HICKS

Rush attempts 10, Southern, 2013
 Rushing yards 59, Southern, 2013
 Rushing touchdowns 1, 2x, last at UTSA, 2013
 Long rush 15, at UTSA, 2013
 Receptions 1, Temple, 2013
 Receiving yards 8, Temple, 2013
 Long reception 8, Temple, 2013

RANDALL HOLLIMON

Rush attempts 4, 2x, last time vs. Southern, 2013
 Rushing yards 24, Southern, 2013
 Long rush 12, Southern, 2013

JARRETT IRVING

Tackles 1, 2x, last at UCF, 2013

RYAN JACKSON

Rushing attempts 22, Temple, 2013
 Rushing yards 129, Tulane, 2012
 Long rush 72, Tulane, 2012
 Rushing touchdowns 2, 2x, last vs. Southern, 2013
 Receptions 4, 2x, last at UTSA, 2013
 Receiving yards 57, Rice, 2013
 Long reception 44, Memphis, 2013
 Receiving touchdowns 1, 3x, last at UTSA, 2013
 Kickoff returns 4, Marshall, 2012
 Long kickoff return 59, Marshall, 2012

WILLIAM JACKSON

Tackles 6, at UTSA, 2013
 Interceptions 1, at UTSA, 2013
 Fumbles forced 1, at UTSA, 2013
 PBU 2, Cincinnati, 2013

AARON JOHNSON

Receptions 4, at Rutgers, 2013
 Receiving yards 40, USF, 2013
 Receiving touchdowns 1, at Rutgers, 2013
 Long reception 20, 2x, last vs. USF, 2013

JOHN LEDAY

Receptions 1, Southern, 2013
 Receiving yards 9, Southern, 2013
 Receiving touchdowns 1, Southern, 2013
 Long reception 9, Southern, 2013

RICHIE LEONE

Punts 10, Cincinnati, 2013
 Longest punt 77, Louisiana Tech, 2012
 Punt average 57.5, North Texas, 2011
 Punts inside 20: 5, Cincinnati, 2013
 Field goals 5, Temple, 2013
 Long field goal 40, Temple, 2013
 Points scored 16, Temple, 2013

CAMERON MALVEAUX

Tackles 4, 2x, last at Rutgers, 2013
 Fumbles recovered 1, UCF, 2013
 PBU 1, Rice, 2013

TOMME MARK

Tackles 6, UTEP, 2012
 Tackles for loss 1, at Louisville, 2013
 Sacks 0.5, BYU, 2013
 Fumbles recovered 1, UTEP, 2012
 Interceptions 1, Southern, 2013

CASEY MARTIN

Receptions 3, UCLA 2012
 Receiving yards 13, UCLA, 2012
 Long reception 7, UAB, 2012

DERRICK MATHEWS

Tackles 16, 2x, last vs. ECU, 2012
 Tackles for loss 4.5, Texas State, 2012
 Sacks 3, BYU, 2013
 Interceptions 1, 4x, last vs. BYU, 2013
 PBU 2, 2x, last vs. Tulane, 2012
 Fumbles forced 1, 6x, last vs. UCF, 2013
 Fumbles recovered 2, Memphis, 2013

XAVIER MAXWELL

Receptions 8, Temple, 2013
 Receiving yards 136, BYU, 2013
 Receiving touchdowns 2, 2x, last at UTSA, 2013
 Long reception 69, BYU, 2013

JOEY MBU

Tackles 5, ECU, 2012
 Tackles for loss 1, 5x, last at UCF, 2013
 Sacks 1, UCLA, 2012
 PBU 1, 3x, last at UCF, 2013

ADRIAN MCDONALD

Tackles 13, 2x, last vs. SMU, 2013
 Tackles for loss 1, 2x, last at UTSA, 2013
 Interceptions 2, at Rutgers, 2013
 Fumbles forced 2, Tulane, 2012
 Fumbles recovered 1, 2x, last vs. Rice, 2013
 PBU 1, 4x, last vs. USF, 2013

LARRY MCDUFFEY

Receptions 8, Rice, 2012
 Receiving yards 100, Rice, 2012
 Receiving touchdowns 1, 4x, last vs. ECU, 2012
 Long reception 64, Texas State, 2012



CAREER HIGHS

2013 SEASON

COACHING STAFF

THE COUGARS

SEASON REVIEW

BOWL HISTORY

ZACH MCMILLIAN

Tackles 11, 2x, last vs. Marshall, 2012
 Tackles for loss 1, 2x, last vs. SMU, 2011
 Interceptions 2, SMU, 2013
 PBU 2, 4x, last vs. SMU, 2013

WILLIAM MOORE

Tackles 3, UAB, 2011
 Tackles for loss 1, UTEP, 2012
 Sacks 1, UTEP, 2012
 Fumbles forced 1, UTEP, 2012

JOHN O'KORN

Pass attempts 46, at UCF, 2013
 Pass completions 29, BYU, 2013
 Passing yards 364, at Rutgers, 2013
 Passing touchdowns 5, at Rutgers, 2013
 Interceptions 3, BYU, 2013
 Long pass 83, at Rutgers, 2013
 Rushing attempts 13, at UCF, 2013
 Rushing yards 56, at UCF, 2013
 Rushing touchdowns 1, at UCF, 2013
 Long rush 24, at UCF, 2013

EFREEM OLIPHANT

Tackles 16, BYU, 2013
 Tackles for loss 2, 5x, last vs. Cincinnati, 2013
 Sacks 1, 2x, last vs. BYU, 2013
 Fumbles forced 1, 2x, last vs. Memphis, 2013
 Fumbles recovered 2, Texas Tech, 2010
 PBU 1, SMU, 2013

DAMIAN PAYNE

Tackles 2, Marshall, 2011
 Long punt return 76, Tulane, 2011
 Long kickoff return 21, BYU, 2013

DAVID PILAND

Pass attempts 77, Louisiana Tech, 2012
 Pass completions 53, Louisiana Tech, 2012
 Passing yards 580, Louisiana Tech, 2012
 Passing touchdowns 5, Memphis, 2010
 Interceptions 5, 2x, last vs. UCLA, 2012
 Long pass 74, Louisiana Tech, 2012
 Rushing attempts 9, Tulsa, 2012
 Rushing yards 71, UCLA, 2012
 Long rush 86, UCLA, 2012

ELANDON ROBERTS

Tackles 4, Southern, 2013
 Tackles for loss 1, Southern, 2013

ANDREW RODRIGUEZ

Receptions 5, Louisiana Tech, 2012
 Receiving yards 82, Louisiana Tech, 2012
 Long reception 27, Louisiana Tech, 2012

SHANE ROS

Receptions 7, UAB, 2012
 Receiving yards 114, UAB, 2012
 Receiving touchdowns 2, Marshall, 2012
 Long reception 55, ECU, 2012
 Tackles 4, North Texas, 2013

B.J. SINGLETON

Tackles 4, 2x, last vs. SMU, 2013
 Tackles for loss 1.5, SMU, 2013
 Sacks 1.5, SMU, 2013
 Interceptions 1, at UTSA, 2013
 Blocked kicks 1, 3x, last at UCF, 2013
 PBU 1, 2x, last vs. USF, 2013

DANIEL SPENCER

Receptions 9, Southern, 2013
 Receiving yards 186, BYU, 2013
 Receiving touchdowns 2, Southern, 2013
 Long reception 76, BYU, 2013
 Rushing attempts 3, at Rutgers, 2013
 Rushing yards 45, Southern, 2013
 Rushing touchdowns 1, Southern, 2013

TREVON STEWART

Tackles 21, ECU, 2012
 Tackles for loss 1.5, Texas State, 2012
 Sacks 1, UTEP, 2012
 Interceptions 1, 5x, last vs. UCF, 2013
 PBU 2, Rice, 2012
 Fumbles forced 1, 2x, last at Rutgers, 2013
 Fumbles recovered 1, 6x, last vs. Cincinnati, 2013
 Kickoff returns 1, UCLA, 2012
 Kickoff return yards 16, UCLA, 2012
 Long kickoff return 16, UCLA, 2012

LUKE STICE

Receptions 1, Rice, 2013
 Receiving yards 4, Rice, 2013
 Long reception 4, Rice, 2013
 Tackles 4, Tulane, 2012

STEVEN TAYLOR

Tackles 15, BYU, 2013
 Tackles for loss 1, 6x, last vs. Cincinnati, 2013
 Sacks 1, 2x, last at Louisville, 2013
 Interceptions 1, Cincinnati, 2013
 Fumbles recovered 1, 2x, last at UCF, 2013
 PBU 1, 5x, last vs. Memphis, 2013

ALEX TILLMAN

Tackles 4, SMU, 2013
 PBU 1, Cincinnati, 2013

COLTON VALENCIA

Tackles 11, North Texas, 2012
 Tackles for loss 1, 2x, last vs. Tulsa, 2012
 PBU 1, 2x, last vs. Louisiana Tech, 2011
 Fumbles recovered 1, UCLA, 2012

TURON WALKER

Tackles 6, at Rutgers, 2013
 Interceptions 2, at Rutgers, 2013
 PBU 1, at UTSA, 2013

GREG WARD JR.

Pass attempts 9, Cincinnati, 2013
 Pass completions 5, Cincinnati, 2013
 Passing yards 74, Cincinnati, 2013
 Passing touchdowns 1, BYU, 2013
 Long pass 69, BYU, 2013
 Rushing attempts 11, at Rutgers, 2013
 Rushing yards 91, at Rutgers, 2013
 Rushing touchdowns 1, 2x, last at Rutgers, 2013
 Long rush 29, Rice, 2013
 Receptions 5, SMU, 2013
 Receiving yards 48, SMU, 2013
 Receiving touchdowns 1, SMU, 2013
 Long receptions 29, Cincinnati, 2013

AUSTIN WILSON

Tackles 6, Texas State, 2010

BRANDON WILSON

Tackles 2, 2x, last vs. SMU, 2013

ROSTERS

2013 SEASON

COACHING STAFF

THE COUGARS

SEASON REVIEW

BOWL HISTORY

NUMERICAL ROSTER

NO	NAME	POS
1	Greg Ward Jr.	QB
2	Donald Gage III	WR
2	Kent London	DB
3	Deontay Greenberry	WR
3	William Jackson	DB
4	Trevon Randle	LB
4	Daniel Spencer	WR
5	John O'Korn	QB
5	Turon Walker	DB
6	Larry McDuffey	WR
6	William Moore	DE
8	David Piland	QB
8	Caleb Tucker	LB
9	Billy Cosh	QB
10	Demarcus Ayers	WR
10	Zach McMillian	DB
12	D'Juan Hines	WR
13	Thomas Bates	DB
13	Kyle Postma	QB
14	Jarrett Irving	DB
14	Aaron Johnson	WR
15	Richie Leone	P/K
16	Adrian McDonald	DB
17	Chauntez Jackson	TE
18	Lee Hightower	DB
18	Casey Martin	WR
19	Marcus Dillard	DB
19	Shane Ros	WR
20	Colton Valencia	DB
21	Markeith Ambles	WR
21	Eric Eiland	DE
22	Ryan Jackson	RB
22	Mikeal Smith	DB
23	Xavier Brown	FB
23	Trevon Stewart	DB
24	Kent Brooks	RB
25	Alex Tillman	DB
25	Casey Williams	WR
26	Brandon Wilson	DB
27	Jalynn McCain	RB
28	Tyler White	DB
29	Javin Webb	RB
30	Earl Foster	DB
30	Greyson Hughes	WR
31	Hayden Daniels	WR
31	Logan Piper	P
32	Damian Payne	WR
34	Randall Hollimon	RB
34	Austin Potter	LB
35	Kenneth Farrow	RB
35	Jeremy Johnson	DB
36	Nomluis Fruge	DB
37	Luke Stice	FB
38	George Bamfo	LB
38	Dylan Seibert	P
39	Steven Aikens	DB
39	Kyle Bullard	K
40	Sam Martin	P
41	Kelechi Ejekam	WR
41	Steven Taylor	LB
42	Adrian Bennett	LB
43	Justin Hicks	RB
43	Austin Wilson	LB
44	Elandon Roberts	LB
45	Tyler McCloskey	FB

ALPHABETICAL ROSTER

NO	NAME	POS	HT	WT	CL-EXP	HOMETOWN (HIGH SCHOOL/LAST SCHOOL)
39	Steven Aikens	DB	6-2	200	RS-Fr.	Arlington, Texas (Seguin)
21	Markeith Ambles	WR	6-2	215	Jr.	McDonough, Ga. (Henry County/USC/Arizona Western)
10	Demarcus Ayers	WR	5-10	173	Fr.	Lancaster, Texas (Lancaster)
61	Jamal Baker	DE	6-3	260	So.	Houston, Texas (Sharpstown/Texas Southern)
38	George Bamfo	LB	5-11	218	Sr.-3L	Rockwall, Texas (Heath)
13	Thomas Bates	DB	5-10	183	Sr.-3L	Baytown, Texas (Lee)
84	Wayne Beadle	WR	5-11	178	Jr.	Houston, Texas (Westbury Christian)
42	Adrian Bennett	LB	6-1	216	Jr.	Houston, Texas (Klein Forest/Texas Southern)
48	Linell Bonner	WR	6-0	191	Fr.	Houston, Texas (Dekaney)
81	Tyus Bowser	DE	6-3	226	Fr.	Tyler, Texas (John Tyler)
97	Eric Braswell	DT	6-5	268	Jr.-2L	Killeen, Texas (Shoemaker)
24	Kent Brooks	RB	5-11	206	Sr.-3L	Humble, Texas (Atascocita)
23	Xavier Brown	FB	5-11	215	Jr.	Pearland, Texas (Dawson)
39	Kyle Bullard	K	5-11	170	So.	Boerne, Texas (Samuel V. Champion)
64	Ty Cloud	OL	6-4	314	Sr.-3L	Highland Village, Texas (Flower Mound Marcus)
60/98	Alex Cooper	OL	6-4	285	So.	Bellaire, Texas (Second Baptist)
9	Billy Cosh	QB	6-1	202	Jr.	Annapolis, Md. (Arundel/Butler CC)
47	Ty Cummings	K	5-10	164	Fr.	Southlake, Texas (Carroll)
31	Hayden Daniels	WR	6-4	200	So.	Naperville, Ill. (Naperville Central/Illinois)
19	Marcus Dillard	DB	5-10	174	So.	Duncan, S.C. (Byrnes/Butler CC)
54	Cameron Doubenmier	LB	5-11	217	Fr.	League City, Texas (Clear Springs)
21	Eric Eiland	DE	6-2	236	So.-1L	Houston, Texas (Lamar)
41	Kelechi Ejekam	WR	6-3	190	So.	Houston, Texas (Lamar)
96	Jeremiah Farley	DT	6-0	283	Jr.-1L	Longview, Texas (Longview)
35	Kenneth Farrow	RB	5-11	216	So.-1L	Hurst, Texas (L.D. Bell)
63	Kevin Forsch	OL	6-3	307	Sr.-3L	Tomball, Texas (Klein Oak)
30	Earl Foster	DB	6-1	192	So.-1L	Houston, Texas (Lamar)
53	Nolan Frese	LS	6-2	230	So.	Roanoke, Texas (Keller)
36	Nomluis Fruge	DB	6-1	199	Fr.	Houston, Texas (E.L. Furr)
2	Donald Gage III	WR	5-11	175	Fr.	Zachary, La. (Zachary)
61	William Garrett	OL	6-7	257	Sr.	Tomball, Texas (Tomball)
67	Hank Granda	OL	6-2	282	RS-Fr.	Houston, Texas (St. Pius X)
3	Deontay Greenberry	WR	6-3	198	So.-1L	Fresno, California (Washington Union)
86	Chris Gudmundson	K	5-10	200	Jr.	Torrance, Calif. (Torrance/EI Camino College)
56	Vincent Hall	DE	6-2	232	Jr.	Missouri City, Texas (Elkins/Lane College)
74	Rowdy Harper	OL	6-6	295	Jr.-2L	Broken Arrow, Okla. (Broken Arrow)
46	Trevor Harris	DE	6-5	233	Jr.	Mount Dora, Fla. (Mount Dora HS/ASA College)
43	Justin Hicks	RB	5-6	191	So.	Channelview, Texas (Channelview)
18	Lee Hightower	DB	6-2	192	Jr.	Inglewood, Calif. (Loyola/Boise State)
12	D'Juan Hines	WR	6-2	203	Fr.	Spring, Texas (Dekaney)
48	Andrew Hogan	LB	6-0	215	So.	Keller, Texas (Keller)
99	Melvin Holland	DT	6-0	276	Jr.	Missouri City, Texas (Elkins/Navarro JC)
34	Randall Hollimon	RB	6-0	212	Jr.	Houston, Texas (Clear Lake)
30	Greyson Hughes	WR	6-0	179	So.	Houston, Texas (Cypress Falls/Kansas State)
14	Jarrett Irving	DB	5-10	191	RS-Fr.	Spring, Texas (Dekaney)
17	Chauntez Jackson	DE	6-4	254	Fr.	Inglewood, Calif. (Inglewood)
22	Ryan Jackson	RB	5-10	183	So.-1L	Angleton, Texas (Angleton)
3	William Jackson	DB	6-1	175	So.	Houston, Texas (Wheatley HS/Trinity Valley CC)
14	Aaron Johnson	WR	6-0	207	Jr.-2L	Longview, Texas (Longview)
35	Jeremy Johnson	DB	6-0	192	Jr.	Silsbee, Texas (Silsbee/West Virginia)
71	Zach Johnson	OL	6-6	301	So.-1L	Norman, Okla. (Norman)
82	Cameron Klapesky	WR	5-11	171	RS-Fr.	The Woodlands, Texas (The Woodlands)
85	John Leday	WR	6-0	185	Fr.	Port Arthur, Texas (Memorial)
15	Richie Leone	P/K	6-3	215	Sr.-3L	Roswell, Ga. (Roswell)
2	Kent London	DB	6-2	215	Jr.	San Jose, Calif. (Foothill CC)
70	Mac Long	OL	6-3	291	RS-Fr.	Edna, Texas (Edna)
82	Carlos Luna	K	5-10	180	So.	Oxnard, Calif. (Channel Island/Ventura CC)
66	Austin Lunsford	OL	6-1	278	Jr.-1L	Garrison, Texas (Garrison)
94	Cameron Malveaux	DE	6-6	252	RS-Fr.	Beaumont, Texas (Hamshire Fannett)
95	Tomme Mark	DT	6-3	288	So.-1L	Lufkin, Texas (Lufkin)
18	Casey Martin	WR	5-9	175	So.-1L	Huffman, Texas (Hargrave)
40	Sam Martin	P	6-1	185	So.	Texas City, Texas (Texas City)
49	Derrick Mathews	LB	6-0	214	Jr.-2L	Houston, Texas (North Shore)
88	Xavier Maxwell	WR	6-1	180	Sr.-1L	Humble, Texas (Humble/Blinn CC)
92	Joey Mbu	DT	6-3	312	Jr.-2L	Richmond, Texas (Foster)



ROSTERS

NUMERICAL ROSTER

NO	NAME	POS
45	Josh Pegrem	TE
46	Trevor Harris	DE
47	Ty Cummings	K
48	Linell Bonner	WR
48	Andrew Hogan	LB
49	Derrick Mathews	LB
50	Efrem Oliphant	LB
51	Jon Witten	DE
53	Nolan Frese	LS
54	Cameron Doubenmier	LB
55	Davonte Thomas	LB
56	Vincent Hall	DE
56	Damien Parris	OL
58	Bryce Redman	OL
59	Andrew Okonkwo	DT
60	Alex Cooper	OL
61	Jamal Baker	DE
61	William Garrett	OL
63	Kevin Forsch	OL
64	Ty Cloud	OL
66	Austin Lunsford	OL
67	Hank Granda	OL
69	Ralph Oragwu	OL
70	Mac Long	OL
71	Zach Johnson	OL
72	Emeka Okafor	OL
74	Rowdy Harper	OL
75	Josh McNeill	DT
76	Ja'Braylin Thomas	OL
77	Josh Thomas	OL
79	DeAnthony Sims	OL
80	Cameron Oliver	WR
81	Tyus Bowser	DE
82	Cameron Klapesky	WR
82	Carlos Luna	K
83	Andrew Rodriguez	WR
84	Wayne Beadle	WR
85	John Leday	WR
86	Chris Gudmundson	K
86	Jack Thomas	WR
87	Derek McLemore	WR
88	Xavier Maxwell	WR
89	Byron Simpson	LS/TE
90	Mike Mustafa	DT
91	Nick Thurman	DT
92	Joey Mbu	DT
93	B.J. Singleton	DT
94	Cameron Malveaux	DE
95	Tomme Mark	DT
96	Jeremiah Farley	DT
97	Eric Braswell	DT
99	Melvin Holland	DT

ALPHABETICAL ROSTER

NO	NAME	POS	HT	WT	CL-EXP	HOMETOWN (HIGH SCHOOL/LAST SCHOOL)
27	Jalynn McCain	RB	5-10	220	So.	Houston, Texas (George Bush/San Jose State)
45	Tyler McCloskey	FB	6-2	212	Fr.	Houston, Texas (Memorial)
16	Adrian McDonald	DB	5-10	191	So.-1L	Lawton, Okla. (Eisenhower)
6	Larry McDuffey	WR	5-10	162	So.-1L	Galena Park, Texas (North Shore)
87	Derek McLemore	WR	5-10	179	Fr.	Southlake, Texas (Southlake Carroll)
10	Zach McMillian	DB	5-10	178	Sr.-3L	Missouri City, Texas (Dulles)
75	Josh McNeill	DT	6-5	307	Sr.-2L	Magnolia, Texas (Magnolia/Blinn Junior College)
6	William Moore	DE	6-2	233	Jr.-2L	Houston, Texas (James Madison)
90	Mike Mustafa	DT	6-3	277	So.	Katy, Texas (Cinco Ranch/Oklahoma State)
5	John O'Korn	QB	6-4	205	Fr.	Fort Lauderdale, Fla. (St. Thomas Aquinas)
72	Emeka Okafor	OL	6-5	322	So.-1L	Sunnyvale, Texas (Sunnyvale)
59	Andrew Okonkwo	DT	6-4	275	RS-Fr.	Anambra State, Nigeria (St. Augustine's Seminary)
50	Efrem Oliphant	LB	6-1	230	Jr.-2L	Houston, Texas (Langham Creek)
80	Cameron Oliver	WR	6-2	175	RS-Fr.	Richardson, Texas (Canyon Creek Christian Academy/UL Monroe)
69	Ralph Oragwu	OL	6-3	324	Sr.-3L	Missouri City, Texas (Marshall)
56	Damien Parris	OL	6-5	310	Jr.	Miami, Fla. (Contra Costa CC)
32	Damian Payne	WR	6-0	210	Jr.-2L	Houston, Texas (Klein Forest/Utah)
45	Josh Pegrem	TE	6-4	245	Jr.	Dallas, Texas (Tyler Street Christian/Texas Tech)
8	David Piland	QB	6-3	196	Jr.-2L	Southlake, Texas (Carroll)
31	Logan Piper	P	6-1	200	Jr.	Missouri City, Texas (Hightower)
13	Kyle Postma	QB	6-2	180	Fr.	Katy, Texas (Seven Lakes)
34	Austin Potter	LB	6-0	220	So.	Huffman, Texas (Hargrave/West Texas A&M)
4	Trevon Randle	LB	6-2	218	So.	League City, Texas (Clear Springs/LSU)
58	Bryce Redman	OL	6-1	285	Jr.-2L	Longview, Texas (Longview)
44	Elandon Roberts	LB	6-1	223	So.	Port Arthur, Texas (Port Arthur Memorial/Morgan State)
83	Andrew Rodriguez	WR	5-10	175	RS-Fr.	Allen, Texas (Allen)
19	Shane Ros	WR	5-10	200	Sr.	Katy, Texas (Cinco Ranch/Baylor)
38	Dylan Seibert	P	6-3	220	So.	Tulsa, Okla. (Booker T. Washington/Oklahoma)
89	Byron Simpson	LS/TE	6-4	222	Fr.	Cat Spring, Texas (Sealy)
79	DeAnthony Sims	OL	6-3	320	Sr.-3L	Houston, Texas (Westbury)
93	B.J. Singleton	DT	6-4	285	RS-Fr.	Destrehan, La. (Destrehan)
22	Mikeal Smith	DB	5-8	180	So.	Brazoria, Texas (Sweeny/East Texas Baptist)
4	Daniel Spencer	WR	5-11	195	Jr.-2L	Grandview, Texas (Grandview)
23	Trevon Stewart	DB	5-9	192	So.-1L	Patterson, La. (Patterson)
37	Luke Stice	FB	6-0	218	So.-1L	Midland, Texas (Lee)
41	Steven Taylor	LB	6-0	211	RS-Fr.	Cedar Hill, Texas (Cedar Hill)
55	Davonte Thomas	LB	6-0	210	RS-Fr.	Aldine, Texas (Eisenhower)
76	Ja'Braylin Thomas	OL	6-5	358	Fr.	Weimar, Texas (Weimar)
86	Jack Thomas	WR	6-4	195	Fr.	Sugar Land, Texas (Fort Bend Christian Academy)
77	Josh Thomas	OL	6-5	327	Fr.	Shreveport, La. (Evangel Christian Academy)
91	Nick Thurman	DT	6-3	285	Fr.	Dallas, Texas (Lake Highlands)
25	Alex Tillman	DB	5-10	187	Jr.-1L	Houston, Texas (Northshore)
8	Caleb Tucker	LB	6-2	223	Fr.	Monroe, La. (Ouachita)
20	Colton Valencia	DB	5-11	189	Sr.-2L	Missouri City, Texas (Hightower/Texas A&M)
5	Turon Walker	DB	5-11	190	Jr.	Stockton, Calif. (St. Mary's HS/Diablo Valley College)
1	Greg Ward Jr.	QB	5-10	175	Fr.	Tyler, Texas (John Tyler)
29	Javin Webb	RB	5-8	172	Fr.	Shreveport, La. (Evangel Christian Academy)
28	Tyler White	DB	5-10	181	So.	Missouri City, Texas (Thurgood Marshall/Utah)
25	Casey Williams	WR	5-9	175	Fr.	Houston, Texas (Alief Elsie)
43	Austin Wilson	LB	6-0	225	Sr.-3L	Tyler, Texas (Lee)
26	Brandon Wilson	DB	5-11	195	RS-Fr.	Shreveport, La. (Calvary Academy)
51	Jon Witten	DE	6-2	230	Jr.	Houston, Texas (Clear Lake)

PRONUNCIATION GUIDE

Steven AIKENS.....ache-INS	Randall HOLLIMON..... Holly-Man	David PILAND.....Pie-land
George BAMFO.....BAM-foe	CHAUNTEZ Jackson.....Shawn-Tez	Shane ROS.....ROSS
Eric BRASWELL..... Brass-well	Cameron KLAPESKY..... Clap-ski	Dylan SEIBERT.....CY-Bert
Eric EILAND..... Island	Richie LEONE..... Le-ohn-E	Zac SPAVITAL..... SPA-vih-tahl
Kenneth FARROW.....Pharaoh	Tony LEVINE.....luh-VEAN (rhymes with Dean)	TREVON Stewart.....TRAY-von
Nolan FRESE.....Freeze	Cameron MALVEAUX..... Mal-VO	DAVONTE Thomas.....Duh-Von-Tay
Kevin FORSCH.....rhymes with porsche	Joey MBU.....EM-boo	JA'BRAYLIN Thomas.....juh-bray-lon
NOMLUIS FRUGE.....Nom-louis Fru-jay	Emeka Okafor.....uh-MEE-kah OAK-ah-four	JONTREY Tillman.....John-Trey
Deontay Greenberry.....De-on-TAY	EFREM OLIPHANT.....F-Rim ol-uh-FONT	TURON Walker.....Tuh-Ron
D'JUAN Hines.....duh-wan	Ralph ORAGWU.....oh-ROG-woo	JAVIN Webb.....Jah-vin

2013 SEASON

COACHING STAFF

THE COUGARS

SEASON REVIEW

BOWL HISTORY

DEPTH CHART

2013 SEASON

COACHING STAFF

THE COUGARS

SEASON REVIEW

BOWL HISTORY

OFFENSE

POS.	NO.	NAME	HT.	WT.	CL.	'13 GP	CGP	HOMETOWN (LAST SCHOOL)
LT	79	DeAnthony Sims***	6-3	320	Sr.	12	38	Houston, Texas (Westbury HS)
	69	Ralph Oragwu***	6-3	324	Sr.	2	33	Missouri City, Texas (Marshall HS)
LG	74	Rowdy Harper**	6-6	295	Jr.	12	38	Broken Arrow, Okla. (Broken Arrow HS)
	64	Ty Cloud***	6-4	314	Sr.	9	47	Highland Village, Texas (Flower Mound HS)
C	58	Bryce Redman**	6-1	285	Jr.	12	38	Longview, Texas (Longview HS)
	66	Austin Lunsford*	6-1	278	Jr.	12	38	Garrison, Texas (Garrison HS)
RG	63	Kevin Forsch***	6-3	307	Sr.	12	48	Tomball, Texas (Klein Oak HS)
	72	Emeka Okafor*	6-5	322	Jr.	12	25	Sunnyvale, Texas (Sunnyvale HS)
RT	71	Zach Johnson*	6-6	301	So.	12	24	Norman, Okla. (Norman HS)
	60	Alex Cooper	6-4	285	So.	11	13	Bellaire, Texas (Second Baptist)
Y	3	Deontay Greenberry*	6-3	198	So.	11	23	Fresno, Calif. (Washington Union HS)
	83	Andrew Rodriguez	5-10	175	R-Fr.	9	11	Allen, Texas (Allen HS)
X	14	Aaron Johnson**	6-0	207	Jr.	10	16	Longview, Texas (Longview HS)
	10	Demarcus Ayers	5-10	173	Fr.	12	12	Lancaster, Texas (Lancaster HS)
H	4	Daniel Spencer**	5-11	195	Jr.	12	35	Grandview, Texas (Grandview HS)
	84	Wayne Beadle	5-11	178	Jr.	10	10	Houston, Texas (Westbury Christian)
Z	88	Xavier Maxwell*	6-1	180	Sr.	12	20	Humble, Texas (Humble HS/Blinn JC)
	21	Markeith Ambles	6-2	215	Jr.	9	9	McDonough, Ga. (Henry County/Arizona Western)
QB	5	John O'Korn	6-4	205	Fr.	12	12	Fort Lauderdale, Fla. (St. Thomas Aquinas HS)
	1	Greg Ward Jr.	5-10	175	Fr.	9	9	Tyler, Texas (John Tyler HS)
RB	35	Kenneth Farrow*	5-11	216	So.	10	22	Hurst, Texas (L.D. Bell HS)
	22	Ryan Jackson*	5-10	183	So.	12	23	Angleton, Texas (Angleton HS)
FB	37	Luke Stice*	6-0	218	So.	12	21	Midland, Texas (Lee HS)
	45	Tyler McCloskey	6-2	212	Fr.	12	12	Houston, Texas (Memorial HS)

DEFENSE

DE	97	Eric Braswell**	6-5	268	Jr.	11	37	Killeen, Texas (Shoemaker HS)
	94	Cameron Malveaux	6-6	252	RFr.	11	11	Beaumont, Texas (Hamshire Fannett HS)
DT	92	Joey Mbu**	6-3	312	Jr.	12	36	Richmond, Texas (Foster HS)
	96	Jeremiah Farley*	6-0	283	Jr.	12	28	Longview, Texas (Longview HS)
DT	95	Tomme Mark*	6-3	288	So.	12	22	Lufkin, Texas (Lufkin HS)
	93	B.J. Singleton	6-4	285	RFr.	12	12	Destrehan, La. (Destrehan HS)
DE	46	Trevor Harris -OR-	6-5	233	Jr.	12	12	Mount Dora, Fla. (ASA College)
	21	Eric Eiland*	6-2	236	So.	8	17	Houston, Texas (Lamar HS)
	81	Tyus Bowser	6-3	226	Fr.	12	12	Tyler, Texas (John Tyler HS)
SLB	41	Steve Taylor	6-0	211	RFr.	12	12	Cedar Hill, Texas (Cedar Hill HS)
	42	Adrian Bennett	6-1	216	Jr.	12	12	Houston, Texas (Klein Forest/Texas Southern)
MLB	49	Derrick Mathews**	6-0	214	Jr.	12	38	Houston, Texas (North Shore HS)
	44	Elandon Roberts	6-1	223	So.	7	7	Port Arthur, Texas (Morgan State)
WLB	50	Efrem Oliphant**	6-1	230	Jr.	12	35	Houston, Texas (Langham Creek HS)
	38	George Bamfo***	5-11	218	Sr.	9	44	Rockwall, Texas (Heath HS)
CB	10	Zach McMillian***	5-10	178	Sr.	12	49	Missouri City, Texas (Dulles HS)
	5	Turon Walker	5-11	190	Jr.	10	10	Stockton, Calif. (St. Mary's HS/Diablo Valley)
SS	16	Adrian McDonald*	5-10	191	So.	12	21	Lawton, Okla. (Eistenhower HS)
	25	Alex Tillman*	5-10	187	Jr.	12	28	Spring, Texas (Dekaney HS)
FS	23	Trevon Stewart*	5-9	192	So.	12	24	Patterson, La. (Patterson HS)
	30	Earl Foster*	6-1	192	So.	12	24	Houston, Texas (Lamar HS)
CB	13	Thomas Bates***	5-10	183	Sr.	11	49	Baytown, Texas (Lee HS)
	3	William Jackson	6-1	175	So.	12	12	Houston, Texas (Wheatley HS/Trinity Valley CC)

SPECIALISTS

K	39	Kyle Bullard	5-11	170	So.	7	7	Boerne, Texas (Samuel V. Champion HS)
	15	Richie Leone**	6-3	215	Sr.	12	50	Roswell, Ga. (Roswell HS)
P	15	Richie Leone**	6-3	215	Sr.	12	50	Roswell, Ga. (Roswell HS)
	38	Dylan Seibert	6-3	220	So.	12	12	Tulsa, Okla. (Booker T. Washington HS/Oklahoma)
KO	15	Richie Leone**	6-3	215	Sr.	12	50	Roswell, Ga. (Roswell HS)
	47	Ty Cummings	5-10	164	Fr.	3	3	Southlake, Texas (Carroll HS)
KR	10	Demarcus Ayers	5-10	173	Fr.	12	12	Lancaster, Texas (Lancaster HS)
	21	Markeith Ambles	6-2	215	Jr.	9	9	McDonough, Ga. (Henry County/Arizona Western)
PR	32	Damian Payne**	6-0	210	Jr.	11	30	Houston, Texas (Klein Forest HS/Utah)
	21	Markeith Ambles	6-2	215	Jr.	9	9	McDonough, Ga. (Henry County/Arizona Western)
H	38	Dylan Seibert	6-3	220	So.	12	12	Tulsa, Okla. (Booker T. Washington HS/Oklahoma)
	14	Jarrett Irving	5-10	191	RFr.	4	4	Spring, Texas (Dekaney HS)
LS	53	Nolan Frese	6-2	230	So.	12	12	Roanoke, Texas (Keller HS)
	89	Byron Simpson	6-4	222	Fr.	-	-	Cat Spring, Texas (Sealy HS)

START CHART

Offense

Player	2013	Streak	Career
Harper (OT/OG)	12	38	38
Forsch (C/OG)	12	13	31
Cloud (OG)	1	1	27
Piland (QB)	2	-	20
Greenberry (WR)	9	-	20
Redman (C)	12	18	20
Spencer (WR)	10	1	17
Maxwell (WR)	10	1	15
D. Sims (OG/OT)	11	11	14
Farrow (RB)	10	3	13
Johnson (OT)	11	-	11
Oragwu (OT)	1	-	11
McDuffey (WR)	6	-	10
O'Korn (QB)	10	10	10
Johnson (WR)	4	-	4
Ros (WR)	-	-	3
Jackson (RB)	2	-	3
Ayers (WR)	2	2	2
Stice (FB)	2	-	2
Brooks (RB)	1	-	1
Cooper (TE)	1	-	1
McCloskey (FB)	1	-	1
Ambles (WR)	1	-	1
Rodriguez (WR)	1	1	1

Defense

Mathews (LB)	12	38	38
McMillian (CB)	11	2	36
Stewart (S)	12	22	22
Braswell (DE)	7	-	20
Mbu (DT)	12	12	20
Bates (CB)	11	5	17
McDonald (S)	12	14	15
Oliphant (LB)	12	12	15
Brooks (S)	-	-	14
Mark (DT)	12	12	13
Valencia (S)	-	-	10
Harris (DE)	9	1	9
Taylor (LB)	8	-	8
Eiland (DE)	7	4	7
Bamfo (LB)	2	-	4
Jackson (CB)	4	1	4
Bowser (DE)	1	-	1



2013 HOUSTON FOOTBALL

COACHES & STAFF

Tony Levine	24-25
David Gibbs	27
Travis Bush	28
Jamie Christian	29
Glen Elarbee	30
Vernon Hargreaves	31
Ricky Logo	32
Brandon Middleton.....	33
Zac Spavital	34
Support Staff.....	35-39

TONY LEVINE



TONY LEVINE

Head Coach

Minnesota '96

Second Season as Head Coach (14-11 record)

Sixth Season at Houston

• Tony Levine is in his second season as the head coach at the University of Houston Football.

• Introduced as the 12th head coach in Houston history on Dec. 22, 2011, Levine made an emphatic national statement in his opening game as the UH head coach, belting No. 22 Penn State, 30-14, in the 2012 TicketCity Bowl.

• Levine took over at UH two weeks before that Jan. 2 bowl contest in Dallas and unveiled a prepared squad that held Penn State to just two scores and produced a Cotton Bowl Stadium record 532 yards of passing vs. the nation's No. 4-ranked pass defense. The victory helped UH to a school-record 13th win (tops in the nation) and first January bowl victory since the 1979 campaign. Levine led the Cougars to an end-of-season national ranking for the first time since 1990 and was the first UH head coach to open his career with a win vs. a nationally-ranked opponent since Harold Lahar in 1957.

• The St. Paul, Minn., native directed Houston in its final season of play in Conference USA and led the team's transition into The American Athletic Conference in 2013. Levine led Houston to its 16th eight-win season in program history as it opened the season 5-0 for just the fifth time in program history. UH led the nation with a +25 turnover margin and 40 turnovers gained. Seven players received postseason honors from The American including freshman Demarcus Ayers being named the league's Co-Special Teams Player of the Year and John O'Korn being named Rookie of the Year.

• While 2012 was Levine's first full season as head coach, he was no stranger to Houston. The former collegiate wide receiver spent the four seasons before his promotion on the UH staff, including his final two as assistant head coach.

• The 41-year old has spent 18 years in the coaching ranks, including stints at all levels of football, from a high school stop in his home state of Minnesota, to a two-year stop with the Carolina Panthers of the NFL.

• The 2012 season saw 13 Houston players earn All-Conference USA honors and Trevon Stewart named to the FWAAs Freshman All-American team. Three Houston players - D.J. Hayden (interceptions per game), Richie Leone (punting average) and Phillip Steward (sacks) led the Conference in their respective categories. Leone tied the Houston single-season record with an average of 45.5 yards per punt while Matt Hogan set the Conference USA career scoring record with 405 points.

• In November 2011, *CBSSports.com's* Bruce Feldman named Levine one of the nation's 10 fastest-rising assistant coaches.

• During Levine's tenure at UH, the special teams units has reached unprecedented heights, highlighted by 20 blocked kicks, nine kickoff returns for touchdowns and six forced turnovers. Those groups also have tied/broken seven NCAA records and set 11 school marks.

• From 2008-11, the eight kickoff returns for touchdowns were the second most by any FBS school over the time period, while the 16 blocked kicks ranked among the national leaders during that same period.

• Houston has been explosive as a return unit during Levine's tenure and had three returns for scores in 2011, including Tyron Carrier's seventh career kickoff return for a score (tied an NCAA record) and two punt return scores by two different returners in the road win at Tulane. Hogan also broke the NCAA record with 78 consecutive extra points made in a season.

• The 2010 season saw the Cougars return a punt, kickoff and a blocked field goal for touchdowns. Punt returner Patrick Edwards finished seventh in the nation and first in C-USA with a 15.4 yard per return average, while Houston finished ninth nationally with a 14.3 yard per return mark. Wesley Scourten finished the 2010 season with five blocked kicks and eight for his career -- both school records -- while Carrier brought his career kickoff return touchdown total to six before adding No. 7 in 2011

• Offensively in 2010, the Cougars finished 11th in the nation in total offense (480.5 ypg), fifth in passing offense (327.3 ypg) and 13th in scoring offense (37.7 ppg). Inside receiver James Cleveland finished his two-year career with 161 catches for 2,014 yards and 20 touchdowns, all which rank in the school's top-10 all-time list

• In 2009, Cleveland (1,214 yards) and Carrier (1,029 yards) each surpassed the 1,000-yard receiving mark, while tight end Fendi Onobun became a sixth-round draft pick of the NFL's St. Louis Rams. Onobun also tied an NCAA single-game record with two blocked PATs against C-USA foe Southern Miss, one of which led to a key defensive conversion in a 50-43 win.

• Offensively, the Cougars ranked first nationally in total offense (563.4 ypg), passing offense (433.7 ypg) and scoring offense (42.2 ppg) in 2009.

• Levine tutored Hogan, who was named a Freshman All-American by Sporting News and was a C-USA All-Freshman Special Teams selection. The Cougars also tied an NCAA record by returning five kickoffs for touchdowns and tied a school single-season mark with six blocked kicks.

• In 2008, Levine coached tight end Mark Hafner to an All-Conference USA Second Team selection and career highs in catches (86), receiving yards (907) and touchdowns (11). Carrier was also named to the All-C-USA Second Team after catching 80 passes for 1,026 yards and nine touchdowns.

• Statistically, the Cougar offense finished second in the country in both total offense (562.8 ypg) and passing (401.6 ypg) and 10th in scoring (40.6 ppg). Also under Levine, punter Chase Turner earned a spot on the All-C-USA Honorable Mention list after averaging 45.5 yards per punt. Turner's mark was a single-season school record, while the team's net punting average of 36.5 yards was also the highest in school history. The Cougars finished the season ranked 34th in the country in net punting, up from 114th (31.2) in 2007, prior to Levine's arrival.

• Houston's kickoff coverage defense ranked 22nd nationally, yielding a mere 18.96 yards per return on 92 kickoffs, while the Cougars blocked five kicks (three field goals, two punts).

• Before coming to Houston, Levine spent two seasons with the NFL's Carolina Panthers, serving as the assistant special teams and assistant strength and conditioning coach. While at Carolina, Levine coached one of the best specialist units in the NFL in kicker John Kasay, punter Jason Baker and long snapper Jason Kyle. In 2006, the Panthers led the NFC with a net punting average of 38.8 yards while Baker's 39.0 net punting average set a Panthers team record. Baker's 31 punts inside the 20 were also tops in the NFC, and he ranked second overall with a 45.7-yard gross average. Kasay produced his most accurate season as well in 2006, converting a career-best 88.9 percent of his field goals (24-of-27).

• Prior to Carolina, Levine coached at the University of Louisville, where he played an integral role in the Cardinals' success for three seasons. During his stay in Louisville, the Cardinals posted an impressive 29-8 overall record, including an 11-1 record and a No. 6 national ranking in 2004.

• Levine began as director of football operations at Louisville in 2003, where he was responsible for the overall day-to-day operation of the school's football program in coach Bobby Petrino's first year as head coach. In 2004 he was named special teams coordinator and outside linebackers coach and made an immediate impact on the field. Under Levine's tutelage, the Cardinals ranked near the top in Conference USA in almost all special teams statistics, while Louisville's defense finished 15th nationally in total defense, 18th in rush defense, 24th in scoring defense and 30th in pass defense.

• Superlatives from his two seasons as special teams coach at Louisville included seven blocked kicks, three punt returns for touchdowns and an NCAA single-season record of 77 consecutive extra points by kicker Art Carmody. Carmody, a former walk-on, was also named First-Team All-Big East under Levine and went on to win the 2006 Lou Groza Award as the nation's top collegiate kicker. Carmody finished his playing career as the NCAA's all-time leading scorer for a kicker with 433 points.

• As special teams coordinator at Louisiana Tech in 2002, Levine coached Josh Scobee, who earned All-WAC Second Team honors and was selected by Jacksonville in the 2004 NFL draft. Offensively, Louisiana Tech ranked 19th nationally in total offense (417.9 ypg) and 10th in passing (302.8 ypg).



TONY LEVINE

2013 SEASON

COACHING STAFF

THE COUGARS

SEASON REVIEW

BOWL HISTORY

The Tony Levine File

Personal

Birthdate: Oct. 28, 1972
Hometown: St. Paul, Minn.
Wife: Erin
Children: Sons, Benjamin, Asher, Eli; daughter, Willa

Education

High School: Highland Park (Minn.)
College:
 Minnesota • bachelor's in kinesiology with emphasis in sports management • 1996
 Texas State • master's degree in physical education • 1999
 Auburn • educational specialist degree in adult education • 2003

Coaching History

2012-present Houston
Head Coach
 2010-11 Houston
*Assistant Head Coach/Special Teams Coord.
 Tight Ends/Inside Receivers*
 2008-09 Houston
*Special Teams Coordinator
 Tight Ends/Inside Receivers*
 2006-07 Carolina Panthers
Asst. Special Teams/Asst. Strength & Condition.
 2004-05 Louisville
Special Teams Coordinator/Outside Linebackers
 2003 Louisville
Director of Operations
 2002 Louisiana Tech
Special Teams Coordinator/Tight Ends
 2000-01 Auburn
Graduate Assistant
 1999 Texas State
Wide Receivers/Tight End/Co-Recruiting Coord.
 1997-98 Texas State
Wide Receivers/Tight Ends
 1996 Highland Park HS (Minn.)
Assistant Coach/Freshmen Head Coach

Bowls Coached (9)

2014 BBVA Compass Houston
 2012 TicketCity Bowl Houston
 2009 Bell Helicopter Armed Forces Bowl Houston
 2008 Bell Helicopter Armed Forces Bowl Houston
 2006 Gator Bowl Louisville
 2004 Liberty Bowl Louisville
 2003 GMAC Bowl Louisville
 2001 Peach Bowl Auburn
 2001 Citrus Bowl Auburn

• Levine spent the 2000 and 2001 seasons working as the offensive graduate assistant at Auburn, where he coached the tight ends and worked closely with special teams. During those two seasons, the Tigers compiled a 16-9 overall record while winning back-to-back SEC West Division titles. Robert Johnson, Lorenzo Diamond and Cooper Wallace, three of the tight ends Levine worked with, went on to earn roster spots in the NFL.

• Prior to Auburn, Levine worked as an assistant coach at Texas State, assisting with the wide receivers in 1997 before coaching the tight ends in 1998 and 1999. In addition to his coaching responsibilities, Levine served as co-recruiting coordinator at the end of the 1999 season. Levine began his coaching career in 1996 as an assistant coach and freshman head coach at Highland Park (Minn.) Senior High, his alma mater.

• A walk-on at the University of Minnesota, Levine became a three-time letterwinner at wide receiver for the Gophers and was twice named to the Academic All-Big Ten Team.

• In addition to earning a bachelor's degree in kinesiology with an emphasis in sports management from Minnesota, he also holds a master's degree in physical education from Texas State and an educational specialist degree in adult education from Auburn. His playing resume also includes one season as a wide receiver for the Minnesota Fighting Pike of the Arena Football League.

• Levine and his wife, Erin, have three sons, Benjamin, Asher and Eli, and a daughter, Willa.

What They're Saying

"I'm so pleased to be able to announce Tony Levine as our new head coach. Before we began this process we talked about the characteristics we wanted in the leader of our football program and Tony embodies each of those qualities. We spoke with former players, current student-athletes and interviewed some of the top football coaches in the country, and all of our talks led us right back to Tony. We consistently talk about building a program and building upon our culture here at UH and when you have the perfect fit right here on staff, you feel fortunate. But we still wanted to do our due diligence. We talked to some great folks, some people that are already outstanding Division I head coaches, but the best fit for UH is Tony Levine."

- Mack Rhoades, Houston's Vice President for Intercollegiate Athletics

"I'm extremely happy for Tony. He worked for me as a young coach, and I knew very quickly that he was going to be a star in our profession. One thing about Tony, he has paid his dues. He went from playing at the college level to a graduate assistant, to working in the NFL and back to college. He worked his way up, and that's rare for young guys in our profession nowadays. That work ethic, organization and determination will help him be successful. I wish him all the best."

- Tommy Tuberville, Cincinnati head coach

"I couldn't be more excited for Tony and his family. He has prepared for this opportunity all his life, and he is ready. His experience in both collegiate and professional football and his role as assistant head coach over the last few years has made him ready to direct the UH program. One thing about Tony, he has worked with players in every phase of the game. He is a tremendous recruiter and has developed great relationships in the city of Houston. He can manage players and personalities, which is crucial for a head coach, and we know he can make decisions in critical moments. Knowing him as both a player and as a coach, I couldn't be happier for Tony and the University of Houston."

- Kevin Sumlin, Texas A&M head coach // former Houston head coach

"I'm so happy for Coach Levine and his family. It goes without saying that we have a tremendous amount of respect for him and for how he approaches both coaching and life. He is an outstanding football coach, but he is an even better husband and father, and that's something I really respect. I hope I have the opportunity to coach for him one day."

- Case Keenum, Houston quarterback (2007-11), Houston Texans quarterback

"This was a great hire. I have so much respect for Coach Levine and what he means to us not only as a football coach but also as a teacher of men. Our program is going in the right direction, and it's great for our younger guys that we can keep it in the family. Our entire team is excited about the hire and that tells me a lot. We are happy about the outcome, and I am happy that so many more people will have a chance to know Coach Levine like we know him."

- Justin Johnson, Houston wide receiver (2007-11)

"He will do an outstanding job, and I really like the fact he is familiar with our program. To me it was important to have someone familiar with our program be our next head coach because he will appreciate the history we have. I wish him all the best."

- Audray McMillian, former Houston and NFL great

"I just can't tell you how happy I am right now for Coach Levine. He came to Louisiana Tech my junior year (2002) and he brought with him a discipline that helped keep us in line. He was the reason I turned my academics around from very poor to much better. He stayed on me, the tight ends and the other specialists about being responsible on the football field, and more importantly, off the field. I gained a lot of respect for him for that, and it's great to see him rewarded for all the hard work he has put in. I couldn't be more happy for Coach Levine."

- Josh Scobee, Jacksonville Jaguars placekicker (2004-present)

ASSISTANT COACHES

2013 SEASON

COACHING STAFF

THE COUGARS

SEASON REVIEW

BOWL HISTORY





ASSISTANT COACHES



DAVID GIBBS

DEFENSIVE COORDINATOR | FIRST SEASON

The Gibbs File

Hometown Auburn, Ala.
 College Colorado, 1990
 Family wife, Debbie
 son, Hudson;
 daughter, Charlie Grace

Coaching History

2013-present Houston
Defensive Coordinator
 2012 Virginia Destroyers (UFL)
Defensive Backs
 2009-10 Houston Texans
Defensive Backs
 2006-08 Kansas City Chiefs
Defensive Backs
 2005 Auburn
Defensive Coordinator
 2001-04 Denver Broncos
Defensive Backs
 1997-2000 Minnesota
Defensive Coordinator
 1995-96 Kansas
Defensive Backs
 1993-94 Colorado
Graduate Assistant
 1992-92 Oklahoma
Graduate Assistant

Bowls Coached (8)

2014 BBVA Compass Houston
 2006 Citrus Bowl Auburn
 2000 MicronPC Bowl Minnesota
 1999 Sun Bowl Minnesota
 1995 Aloha Bowl Kansas
 1994 Fiesta Bowl Colorado
 1993 Aloha Bowl Colorado
 1991 Gator Bowl Oklahoma

Bowls Played (3)

1991 Orange Colorado
 1990 Orange Colorado
 1988 Freedom Colorado

Coaching Accomplishments

- David Gibbs was named the Houston defensive coordinator on Jan. 15, 2013. The 20-year coaching veteran has five years of experience as a defensive coordinator on the NCAA FBS level and nine years of NFL coaching experience.
- Under Gibbs' leadership, the Houston defense is the fourth-most improved scoring defense nationally as it enters the bowl season ranked 16th nationally in allowing 20.2 points per game after allowing 36 points a game in 2012.
- The 2013 Houston defense leads the nation with 40 turnovers forced to help lead the Cougars to a nation's best +25 turnover margin. Trevon Stewart leads the nation and set a UH record with six fumble recoveries while Adrian McDonald is second in The American Athletic Conference with five interceptions.

• Gibbs has been part of a coaching staff that has played in a bowl game in seven of his 11 years on the collegiate level. The latest came in his last collegiate coaching stop when he served as defensive coordinator at Auburn in 2005. The Tiger defense ranked sixth nationally in scoring defense, allowing just 15.5 points per game, while ranking 11th in sacks with 39 and 16th in third-down defense.

• On the professional level, Gibbs spent a combined nine seasons in Denver, Kansas City and Houston as a defensive backs coach. Teams sporting Gibbs on staff finished in the top 12 of total defense five times and advanced to the NFL Playoffs on three occasions. Three players under Gibbs earned NFL Pro Bowl selections in Champ Bailey, John Lynch and Deltha O'Neal.

• Gibbs received his NFL start in Denver where in his first year the Denver defense ranked No. 6 in the league in interceptions and No. 9 in total defense. In 2002 the defense improved to No. 6 in total defense and No. 3 in passing touchdowns allowed.

• The following two years saw Denver advance to the playoffs as the Broncos ranked fourth in the NFL in total defense both years. Both years saw the squad finish sixth in passing defense and in the top 10 of scoring defense.

• In his return to the NFL in 2006, Gibbs assisted a Kansas City defense that improved in one season from 25th in total defense to 12th. In 2007, the Chiefs improved to No. 5 in the league in passing defense while ranking fourth in passing touchdowns allowed. The team allowed just one 300-yard passer in each of his first two seasons in Kansas City. After helping the 2008 Kansas City defense to finish ninth in turnovers forced, Gibbs moved to Houston where the Texans' pass defense improved seven spots to 10th in the league in passing defense in his first year.

• Gibbs became the youngest coordinator on the FBS level at the time as the then 29-year old took over as a defensive coordinator at Minnesota in 1997. Gibbs improved a Minnesota defense that had ranked last in the Big Ten in 1996 to one that was ranked eighth in the nation in pass efficiency defense and scoring defense by 1999.

• His defense helped lead the Golden Gophers to back-to-back bowl games in 1999 and 2000. Players from Gibbs' span at the school (1997-2000) currently own 17 individual defensive records at Minnesota while his 1997 group holds the team record with 41 sacks in a season.

• Under Gibbs' tutelage, Tyrone Carter won the 1999 Jim Thorpe Award and back-to-back All-America honors in 1998 and 1999. Defensive end Lamanzer Williams earned All-American honors in Gibbs' first year, 1997, as Gibbs' defense produced an All-American in three consecutive seasons for the first time at Minnesota since 1961-63.

• Defensive end Karon Riley was named the Big Ten Defensive Lineman of the Year in 2000. Under Gibbs, six Minnesota defensive players earned first team All-Big Ten honors while six more earned second team honors.

• Gibbs earned his first full-time coaching position in 1995 at the University of Kansas where he coached the program's defensive backs. The Jayhawks advanced to just their eighth bowl game in program history in Gibbs first year where they defeated UCLA in the Hawaii Bowl. Defensive back Dorian Brew earned All-Big Eight honors in Gibbs' first season at Kansas while Tony Blevins and Jason Harris each earned All-Big 12 honors under Gibbs.

• Gibbs first got in the coaching door with back-to-back two-year stints as a graduate assistant at Colorado and Oklahoma before moving on to Kansas. Oklahoma won the 1991 Gator Bowl while Colorado collected wins in the 1993 Aloha Bowl and 1994 Fiesta Bowl with Gibbs on staff.

• The Auburn, Ala., native was a four-year letterman at the University of Colorado from 1987-90 and started at defensive back for the 1990 national-title winning Colorado team and the 11-1 1989 team that finished fourth nationally in the season's final polls. Gibbs graduated from Colorado in 1990, earning Academic All-Big Eight honors as a senior.

Prominent Pupils

- Zach McMillian (Houston)
2013 The American Second Team
- Trevon Stewart (Houston)
2013 The American Second Team
- Champ Bailey (Denver), Broncos
NFL Pro Bowl
- John Lynch (Denver)
NFL Pro Bowl
- Deltha O'Neal (Denver)
NFL Pro Bowl
- Tyrone Carter (Minnesota)
Jim Thorpe Award; Two-Time All-American
- Lamanzer Williams (Minnesota)
1997 All-American
- Karon Riley (Minnesota)
2000 Big Ten Defensive Lineman of the Year
- Tony Blevins (Kansas)
All-Big 12
- Jason Harris (Kansas)
All-Big 12
- Dorian Brew (Kansas)
All-Big Eight

2013 SEASON

COACHING STAFF

THE COUGARS

SEASON REVIEW

BOWL HISTORY

ASSISTANT COACHES

2013 SEASON

COACHING STAFF

THE COUGARS

SEASON REVIEW

BOWL HISTORY



TRAVIS BUSH

OFFENSIVE COORDINATOR/ASSISTANT HEAD COACH/QUARTERBACKS | SECOND SEASON

Coaching Accomplishments

• Travis Bush is in his second season at Houston and was named Houston's Offensive Coordinator on Dec. 6 after serving the regular season as co-offensive coordinator and assistant head coach. With the Dec. 6 announcement, Bush will also shift from overseeing the program's running backs to mentoring the UH quarterbacks.

• With Bush leading the UH running backs in 2012, Ryan Jackson enters the bowl season ranked seventh in The American Athletic Conference in rushing yards per game as the sophomore has 655 yards and six touchdowns on 137 attempts. Classmate Kenneth Farrow enters the BBVA Compass Bowl with 486 yards and five touchdowns on 95 attempts.

• Bush started the 2012 season coaching the program's running backs before taking over as the team's play caller and quarterbacks coach after staff changes early in the season.

• Under Bush's direction, the Houston offense finished 15th nationally with an average of 479.6 yards per game. The passing game ranked 11th nationally with 328.4 yards per game.

• Five offensive players earned All-Conference USA honors in 2012 under Bush's leadership. Charles Sims and Ryan Jackson combined for five 100-yard rushing games while Crawford Jones and David Piland combined for seven games of at least 300 yards passing or better.

• As offensive coordinator at UTSA Bush was outstanding calling plays for the Roadrunners in 2011, helping the first-year program average nearly 27 points a contest. UTSA was balanced offensively, averaging 219.7 yards through the air and 144.8 yards on the ground. Bush was charged with the development of Eric Soza who threw for 2,148 yards and had 14 touchdowns compared to nine interceptions as a redshirt sophomore.

• Prior to his one season in San Antonio, Bush spent six seasons overall at Texas State, including three as the associate head coach and co-offensive coordinator for his alma mater. His final season in San Marcos the Bobcats finished nationally ranked and were No. 8 nationally in passing offense (289 ypg) and No. 12 in total offense (422 ypg). Another of his quarterback protégés, Bradley George, was named the Southland Conference Offensive Player of the Year, throwing for 3,121 yards and 23 touchdowns while breaking 10 school passing records, including 9,556 career passing yards.

• Texas State won the Southland Conference in 2008, earning a trip to the NCAA Division I FCS Playoffs. Ranked No. 22 nationally as a team, Bush's offense ranked No. 5 in FCS in total offense (460 ypg) and fourth in scoring offense (38.3 ppg). George finished No. 6 nationally in pass efficiency, producing 2,401 passing yards and a school-record 25 TDs.

• In 2007, Bush was promoted to offensive coordinator after serving three seasons as Texas State's receivers coach. He directed a Bobcats' offensive unit that produced a 2,000-yard passer, 1,000-yard receiver and 1,000-yard running back for the first time in school history.

• Bush also spent three seasons as the receivers coach at Texas State (2004-06), helping the club to the 2005 national semifinals of the Football Championship Subdivision.

• Bush began his coaching tenure at TCU as a graduate assistant. He worked with the Horned Frogs' offensive line from 2001-03 and helped the club make three consecutive bowl appearances and capture Conference USA and Liberty Bowl Championships.

• Bush graduated from Gregory-Portland High School in 1995 where he was a UIL 4A all-state quarterback. He moved on to Texas State, lettering four seasons as a receiver and serving as the Bobcats' special teams' captain in 1999. He was also awarded the J.C. Kellam Award in 1999, which honors Texas State's most outstanding senior football student-athlete.

• Bush graduated from Texas State in 2000 with a bachelor's degree in exercise and sports science and holds teaching certificates in mathematics and physical education. He earned a master's degree in education administration from TCU in 2003.

• Bush's father, Bruce Bush, has enjoyed a storied career in the state of Texas as a high school coach and has won 284 games in 35 seasons. Travis coached with his father at San Marcos High School in 2000 and the duo helped the program to an 11-1 overall record.

Prominent Pupils

- Charles Sims (Houston)
2012 All-Conference USA
- Bradley George (Texas State)
2009 SLIC Offensive Player of the Year
- Karrington Bush (Texas State)
2008 FCS All-American
2007 SLIC Freshman of the Year
- Cameron Luke (Texas State)
2008 FCS All-American
- Jeff Bowen (Texas State)
2008 FCS All-American
- DJ Hall (Texas State), Cowboys
Two-time All-SLIC
- Markee White (Texas State)
2005 All-SLIC

The Bush File

Hometown Portland, Texas
College Texas State, 2000
Family wife, Diana
 sons, Treyson and Tyler

Coaching History

Dec. 6, 2013-present Houston
Assistant Head Coach,
Offensive Coordinator
Quarterbacks

2013 Houston
Assistant Head Coach,
Co-Offensive Coordinator
Running Backs

2012 Houston
Running Backs/Quarterbacks

2010-11 UTSA
Offensive Coordinator

2007-09 Texas State
Associate Head Coach
Co-Offensive Coordinator

2004-2006 Texas State
Receivers

2001-2003 TCU
Graduate Assistant,
Offensive Line

Bowls Coached (4)

2014 BBVA Compass Houston
2003 Fort Worth Bowl TCU
2002 Liberty Bowl TCU
2001 Gallery Furniture Bowl TCU



ASSISTANT COACHES



JAMIE CHRISTIAN

SPECIAL TEAMS COORDINATOR/INSIDE RECEIVERS/TIGHT ENDS | SECOND SEASON

The Christian File

Hometown Milpitas, Calif.
 College . . . Central Washington, 1999
 Family wife, Deja
 daughter, Cree

Coaching History

2012-present Houston
*Special Teams Coordinator,
 Inside Receivers/Tight Ends*
 2007-2011. Arizona State
*Special Teams Coordinator
 Inside Receivers*
 2006 Idaho
*Special Teams Coordinator
 Running Backs*
 2005 Sacramento State
Assistant Coach
 2003-2004 . . . San Francisco 49ers
Assistant Coach
 2002 Northern Arizona
Assistant Coach
 2000-2001 . . . San Francisco 49ers
Assistant Coach

Bowls Coached (3)

2014 BBVA Compass Houston
 2011 Las Vegas Bowl . Arizona State
 2007 Holiday Bowl . . . Arizona State

Coaching Accomplishments

• Jamie Christian, one of the top special teams coordinators and receivers coaches in the country, enters his second season at the University of Houston.

• In the regular season, Christian's special teams earned three honors from The American Athletic Conference as freshman Demarcus Ayers was named the league's Co-Special Teams Player of the Year and was named to The American's first team while Richie Leone was named to The American's second team.

• Ayers leads The American with an average of 26.8 yards per kick return, a number that ranks 16th nationally. Leone was named a Ray Guy Award semifinalist and leads The American with an average of 52.4 percent of his punts being placed inside his opponents' 20-yard line. Houston leads The American Athletic Conference in net punting (41.3) and kickoff returns (24.9). The special teams had two touchdowns on the year behind an Ayers' 95-yard kick return and Brandon Wilson returning a blocked field goal 78 yards for a score.

• Under Christian's special teams guidance, punter Richie Leone earned All-Conference USA honors as he tied the Houston single-season punting record with an average of 45.5 yards per punt. Senior kicker Matt Hogan ended his career with the Conference USA career scoring record with 405 points and set a Conference USA and school record with six field goals against UAB.

• At receiver, Christian helped tutor Deontay Greenberry and Larry McDuffey, both members of the Conference USA All-Freshman team.

• The Milpitas, Calif., native came to Houston after five seasons at Arizona State, where he directed the Sun Devils' special teams and coached both the running backs and inside receivers/tight ends.

• Highly respected for his work with the ASU kicking game, Christian mentored the 2007 Lou Groza Award winner, Thomas Weber. Weber led the Pac-10 in field goals and field goal accuracy, making 24-of-25 tries.

• Christian tutored ASU's Gerell Robinson, one of college football's top pass-catchers in 2011, making 77 receptions for 1,397 yards and seven scores. His 1,397 yards ranked No. 6 nationally, while his 18.1 yards per catch ranked No. 12.

• The Sun Devils had the nation's most-potent kick return game in 2011, ranking No. 5 nationally in punt returns (15.3) and No. 10 in kick returns (25.1). ASU had four total kick returns for score last year, including three on kickoffs and one via the punt return unit. Jamal Miles had three of those returns (tied for the national lead), returning a kickoff 98 yards in the season-opening win against UC Davis and another 95 yards to open the game at Washington State. His third return, a 78-yard punt return for score against Oregon State, helped him average a gaudy 16.6 yards per punt return this season. That would have led the country with enough attempts. His 26.3 yards per kickoff return ranked No. 18 nationally.

• A second returner, Rashad Ross, raced 98 yards vs. Boise State on a kickoff in the 2011 Maaco Las Vegas Bowl, pushing that Sun Devil season return total (both kickoff and punt return scores) to four.

• In 2010 he directed the kickoff return unit to a No. 2 ranking nationally. The ASU return game averaged 27.5 yards per return, tops in the Pac-10. Three different ASU kick returners took kickoffs back for touchdowns that year, including Omar Bolden who averaged 29.2 yards per return and LeQuan Lewis who logged 28.5 yards per attempt.

• Defensively his teams were equally effective, highlighted by the 2009 campaign when ASU ranked among the nation's best, allowing opponents just 18.8 yards per kickoff return.

• Prior to his time at Arizona State Christian spent five seasons with Dennis Erickson at the University of Idaho (2006), the San Francisco 49ers (2003, 2004) and at Oregon State University (2000, 2001). Christian has also coached at Northern Arizona University (2002) and at Sacramento State University (2005).

• While at Idaho, Christian tutored a pair of 500-yard runners in Brian Flowers (561 yards) and Jayson Bird (506), who also combined for 11 rushing touchdowns.

• A former student-athlete, Christian began his playing career as a fullback at Fresno State before transferring to Central Washington. Christian switched to running back and was CWU's leader in rushing yards and touchdowns as a senior and helped lead the Wildcats to the 1995 NAIA National Championship.

Prominent Pupils

- Demarcus Ayers (Houston)
*2013 The American's Co-Special Teams Player of the Year;
 2013 The American First Team*
- Deontay Greenberry (Houston)
2013 The American First Team
- Richie Leone (Houston)
*2012 All-Conference USA;
 2013 The American Second Team*
- Deontay Greenberry (Houston)
2012 Conference USA All-Freshman
- Larry McDuffey (Houston)
2012 Conference USA All-Freshman
- Thomas Weber (Arizona State)
2007 Lou Groza Award Winner
- Gerell Robinson (Arizona State), Broncos
- Mike Willie (Arizona State), Chargers
- Kyle Williams (Arizona State), 49ers

2013 SEASON

COACHING STAFF

THE COUGARS

SEASON REVIEW

BOWL HISTORY

ASSISTANT COACHES

2013 SEASON

COACHING STAFF

THE COUGARS

SEASON REVIEW

BOWL HISTORY



GLEN ELARBEE

OFFENSIVE LINE | FIRST SEASON

The Elarbee File

Hometown Carrollton, Ga.
 College . . . Middle Tennessee State, 2002
 Family wife, Holly
 son, Griffen

Coaching History

2013-present Houston
Offensive Line
 2012 Middle Tennessee State
Offensive Line
 2011 West Georgia
Offensive Coordinator,
Offensive Line
 2010 West Georgia
Offensive Line
 2008-09 Oklahoma State
Graduate Assistant
 2007 LSU
Graduate Assistant
 2006 East Central CC
Offensive Line
 2005 Middle Tennessee State
Tight Ends
 2003-04 . . . Middle Tennessee State
Graduate Assistant

Bowls Coached (4)

2014 BBVA Compass Houston
 2010 Cotton Bowl OSU
 2008 Holiday Bowl OSU
 2008 BCS Championship LSU

Coaching Accomplishments

- Glen Elarbee was hired as Houston's offensive line coach on Jan. 11, 2013.
- Under Elarbee's leadership, senior OT DeAnthony Sims was named to The American Athletic Conference's Second Team. Elarbee's unit ranks third in The American with 25 sacks allowed and has helped pace the league's second-best scoring offense at 33.9 points per game.
- Elarbee spent the 2012 season at Middle Tennessee State where his offensive line ranked second nationally in sacks allowed as his group gave up just seven sacks on 344 pass attempts. The group helped pave the way for three different 100-yard rushers.
- Center Micah James received All-Sun Belt Conference honors in 2012 as the ringleader of the offensive line.

Prominent Pupils

- DeAnthony Sims (Houston)
2013 The American Second Team
- Micah James (Middle Tennessee State)
All-Sun Belt
- Denarius Appling (West Georgia)
2011 NCAA II All-American
2011 All-Gulf South
- Brandon White (West Georgia)
2011 All-Gulf South
2010 Gulf South FOY

- Prior to his time at MTSU, Elarbee spent two seasons at West Georgia, first as the offensive line coach in 2010 before being elevated to offensive coordinator in 2011. At UWG, wide receiver and return specialist Denarius Appling earned All-American honors in 2011 and was one of three offensive players to receive All-Conference honors. The 2010 season saw offensive tackle Brandon White named the Gulf South Conference Freshman of the Year.

- The Carrollton, Ga., native has experience coaching in bowl games as he spent the 2008 and 2009 seasons as an offensive graduate assistant at Oklahoma State under Meacham and the 2007 season on the staff of an LSU squad that captured the BCS National Championship. The 2008 Oklahoma State offense ranked among the top 10 nationally in rushing, total offense, scoring and pass efficiency while the 2007 LSU team scored at least 40 points in seven games.

- Elarbee spent the 2006 season as the offensive line coach at East Central Community College in Decatur, Miss., after a year as Middle Tennessee State's tight ends coach in 2005. Elarbee began his coaching career as a graduate assistant for the Blue Raiders in the 2003 and 2004 seasons.

- As a collegiate offensive lineman, Elarbee played in 35 career games at Middle Tennessee, starting his final 23, and earned All-Conference honors as a junior and senior. A four-year letterman, Elarbee was a member of the program's first Sun Belt Conference Champion in 2001. He had 91 knockdowns on 735 snaps as a senior.



ASSISTANT COACHES



VERNON HARGREAVES

LINEBACKERS | FIRST SEASON

Coaching Accomplishments

- Vernon Hargreaves is in his first season as the linebackers coach at the University of Houston.

- Coaching staffs that included Hargreaves have advanced to bowl games in 13 of the last 16 seasons including back-to-back BCS National Championship appearances while at Miami in 2001 and 2002. Hargreaves' 2001 linebackers helped to lead a Miami defense that allowed just 9.4 points per game en route to a national title.

- Hargreaves' linebackers have been instrumental in Houston ranking as the fourth-most improved defense nationally. Efreem Oliphant (123) and Derrick Mathews leads the team in tackles and tackles for loss with 12.5 and 12, respectively. Mathews leads all linebackers in The American with seven sacks while Oliphant ranks 14th national with 10.2 tackles per game.

- In his last three seasons at USF, Hargreaves helped to lead a defense that finished among the Big East leaders. In 2011, Hargreaves' defensive ends helped USF finish second nationally in tackles for loss and fourth nationally in sacks while only allowing 107.3 rushing yards per game, good for 15th in the NCAA ranks. The unit helped South Florida win its fourth bowl game in school history with a 31-26 win over Clemson in the 2010 Meineke Car Care Bowl.

- Hargreaves' first year at the USF saw the Bulls' defense rank 17th nationally in total defense, 317.9 yards per game, 22nd in scoring defense, 20.0 points per game, and 22nd in rushing defense with 125.6 yards per game. The Bulls led the Big East in tackles for loss while finishing fourth in the conference in sacks.

- Prior to his time in Tampa, Hargreaves spent three seasons in charge of East Carolina's defensive ends and special teams. In addition to being a part of a coaching staff that appeared in a bowl in all three of his seasons in Greenville, N.C., Hargreaves was instrumental in the development of a pair of All-Conference USA performers, five game-winning field goals and college football's all-time leading career kickoff return specialist at the time.

- Under Hargreaves' leadership, defensive end C.J. Wilson was named the Conference USA Defensive Player of the Year in 2007 after leading the Pirates with 10.5 sacks and 18.5 tackles for loss. Fellow end Zack Slate was not far behind with five sacks on the season.

- ECU special teams under Hargreaves flourished as well. His 2007 kickoff return unit ranked 13th nationally with an average return of 24.3 yards per return while the punting unit led Conference USA in net punting in both 2008, when it finished ninth nationally with a net average of 37.9 yards per punt, and in 2009, when it finished seventh nationally with a net average of 39.1 yards per punt.

- Hargreaves also helped East Carolina star Chris Johnson earn All-America honors his senior season as he completed the 2007 season as one of the country's top return specialists. In the kicking game, Hargreaves' field goal unit accumulated five game-winning field goals in his three years while kicker Ben Hartman ranked 10th nationally with 1.91 field goals per game in 2008.

- Prior to spending the 2006 season at Florida International, where he coached Lombardi Award nominee Keyonvis Bouie, Hargreaves enjoyed a successful eight years at Miami in which the Hurricanes advanced to a bowl each season including back-to-back BCS National Championship appearances and the 2001 BCS Championship.

- During his time at Miami, Hargreaves enjoyed a run of eight consecutive bowl appearances beginning in 1998 which resulted in victories against N.C. State (Micron PC), Georgia Tech (Gator), Florida (Sugar, Peach), Nebraska (Rose) and Florida State (Orange).

- Credited with molding some of the nation's top linebackers while in Coral Gables, Hargreaves saw Dan Morgan win the Butkus Award, Nagurski Trophy and the Bednarik Award in 2000 and Jonathan Vilma and D.J. Williams finish as semifinalists for the Butkus Award in 2003. The three would all later be selected in the first round of the NFL Draft, three of Hargreaves' seven linebackers to be drafted with the Miami program.

- During Miami's 12-0 national championship season in 2001, which was capped by a 37-14 win over Nebraska in the Rose Bowl, Hargreaves helped guide a Hurricane defense that allowed just 9.4 points per game, only 138.2 passing yards a contest while netting a +2.36 edge in turnover margin. A year later, UM's defense surrendered a paltry 119.7 passing yards per game on the way to a 12-1 campaign that concluded with a title game appearance against Ohio State in the Fiesta Bowl.

- Hargreaves accepted his position at Miami after 13 seasons on the University of Connecticut staff, where he was outside linebackers coach from 1985-89 and inside linebackers coach from 1989-97. While at his alma mater, he played a pivotal role in the development of Paul Duckworth, who was a sixth-round pick of the Green Bay Packers in 1994.

- A native of New Haven, Conn., Hargreaves earned a bachelor's of science degree in sociology from Connecticut in 1986. Prior to graduation, he was a four-year football letterman for the Huskies, who earned All-America honors as a junior and senior linebacker.

- He still ranks fifth on the UConn career tackles list with 393, holds two of the top-10 single-season tackle marks and stands as one of only eight Huskies to register 20 tackles in a single game (vs. Holy Cross in 1983). At the end of his collegiate career, Hargreaves signed a free agent contract with the Cleveland Browns and played professional football in Italy.

- In 1998, Hargreaves was named a member of UConn's 100th Anniversary Team commemorating the greatest players in the football program's first century. On March 24, 2007, he was inducted into the inaugural class of New Haven's James Hillhouse High School Athletic Hall-of-Fame after earning all-state honors as a prep standout in the late 1970s.

Prominent Pupils

- C.J. Wilson (East Carolina), Packers
2007 Conference USA Def. POY
- Chris Johnson (East Carolina), Titans
2007 All-American
- Tavares Gooden (Miami), 49ers
- Rocky McIntosh (Miami), Rams
- Leon Williams (Miami), Chiefs
- D.J. Williams (Miami), Bears
2002 Butkus semi-finalist; 2003 All-Big East;
2003 Butkus semi-finalist
- Jonathan Vilma (Miami), Saints
2003 All-Big East; 2003 Butkus finalist;
2002 All-Big East; 2002 Butkus semi-finalist
2001 All-Big East
- Dan Morgan (Miami)
2000 Butkus Award; 2000 Bednarik Award
2000 Nagurski Award; 2000 All-American
2000 Big East Def. POY
- Nate Webster (Miami)
1998 All-Big East; 1999 All-Big East

The Hargreaves File

Hometown New Haven, Conn.
College Connecticut, 1986
Family wife, Jackie
daughters, Carina and Chanelle
son, Vernon

Coaching History

2013-present Houston
Linebackers
2010-12 USF
Special Teams Coordinator
Defensive Ends
2007-09 East Carolina
Special Teams Coordinator
Defensive Ends
2006 Florida International
Defensive Ends
1998-2005 Miami
Linebackers
1985-97 Connecticut
Linebackers

Bowls Coached (13)

2014 BBVA Compass Houston
2010 Meineke Car Care Bowl USF
2010 Liberty Bowl East Carolina
2009 Liberty Bowl East Carolina
2007 Hawaii Bowl East Carolina
2005 Peach Bowl Miami
2004 Peach Bowl Miami
2004 Orange Bowl Miami
2003 BCS Championship Miami
2002 BCS Championship Miami
2001 Sugar Bowl Miami
2000 Gator Bowl Miami
1998 Micron PC Bowl Miami

2013 SEASON

COACHING STAFF

THE COUGARS

SEASON REVIEW

BOWL HISTORY



ASSISTANT COACHES



BRANDON MIDDLETON

OUTSIDE RECEIVERS | SECOND SEASON

2013 SEASON

COACHING STAFF

THE COUGARS

SEASON REVIEW

BOWL HISTORY

The Middleton File

Hometown Houston, Texas
 College Houston, 2004
 Family wife, Denise
 children, Brielle and Isaiah

Coaching History

2012-present Houston
Outside Receivers
 2010-2011 . . . Evangel Christian (La.)
Receivers

Bowls Coached (1)

2014 BBVA Compass Houston

Bowls Played (1)

2003 Hawaii Bowl Houston

Coaching Accomplishments

- Former Houston standout Brandon Middleton is in his second season as the outside receivers coach for the Cougars.

- This season, Middleton has tutored a group that has seen five different players earn a start. Xavier Maxwell leads the group with 28 receptions for 405 yards and four touchdowns.

- In 2012 Middleton assisted with a group of receivers that included Conference USA All-Freshman team members Deontay Greenberry and Larry McDuffey. Greenberry led all freshmen in the league in receptions and receiving yards while McDuffey led all first-year players in receiving touchdowns.

- Middleton comes to UH after helping Evangel Christian Academy to the Class 2A State playoffs in 2011 and the State Championship in 2010. During that 2010 championship run, Middleton's top-three receivers combined for 148 catches, 2,386 yards and 30 scores in 2010 as Evangel went 12-2 en route to the state crown.

- Middleton finished his Houston career with 137 catches for 2,873 yards and 24 scores. One of the most explosive receivers in school history, the Houston native averaged 21.0 yards per reception for his career, second in school history (Elmo Wright, 21.9 ypc). He also produced 11 career 100-yard receiving games (fourth all-time), including a career high 232 yards on six catches and two scores against No. 15 TCU on Oct. 25, 2003.

- He also ranks among the Top 10 in school history with 2,873 receiving yards (sixth) and 24 touchdown catches (fifth). His top season came as a senior in 2003 when he made 55 grabs for 1,250 yards and 14 touchdowns. The yardage ranks seventh all-time in single-season history, while the 14 scores ranks fourth.

- Middleton played five seasons in the National Football League, including the final two with the Detroit Lions. His top game in "Motown" came Dec. 16, 2007, at San Diego when he made four grabs for 32 yards and a nine-yard TD reception. Middleton began his career as a free agent and saw time in Dallas (2004), St. Louis (2004-06) and Detroit (2007-08).

Prominent Pupils

- Deontay Greenberry (Houston)
2012 Conference USA All-Freshman
- Larry McDuffey (Houston)
2012 Conference USA All-Freshman

ASSISTANT COACHES

2013 SEASON

COACHING STAFF

THE COUGARS

SEASON REVIEW

BOWL HISTORY



ZAC SPAVITAL

RECRUITING COORDINATOR/DEFENSIVE BACKS | SIXTH SEASON

The Spavital File

Hometown Tulsa, Okla.
 College Murray State, 2004
 Family wife, Catherine
 daughter, Leah

Coaching History

2011-present. Houston
*Defensive Backs/
 Recruiting Coordinator*
 2010 Houston
Safeties
 2008-2009 Houston
Cornerbacks
 2005-2007 Oklahoma
Graduate Assistant

Bowls Coached (7)

2014 BBVA Compass Houston
 2012 TicketCity Houston
 2009 Armed Forces Houston
 2008 Armed Forces Houston
 2008 Fiesta Oklahoma
 2007 Fiesta Oklahoma
 2005 Holiday Oklahoma

Coaching Accomplishments

- Zac Spavital is in his sixth season at the University of Houston in 2013.

- With Spavital's defensive backs playing a major role, the Houston defense is the fourth-most improved scoring defense nationally as it enters the bowl season ranked 16th nationally in allowing 20.2 points per game after allowing 36 points a game in 2012.

- The 2013 Houston defense leads the nation with 40 turnovers forced to help lead the Cougars to a nation's best +25 turnover margin. His defensive backs group has accounted for 26 of the team's 40 turnovers.

- Trevon Stewart leads the nation and set a UH record with six fumble recoveries while Adrian McDonald is second in The American Athletic Conference with five interceptions. Stewart and cornerback Zach McMillian, who also has four interceptions, were both named to The American Athletic Conference's second team.

- In 2012, Spavital's unit produced three players with Conference USA honors as D.J. Hayden was named first team All-Conference USA, Trevon Stewart was named to league's freshman team and Zach McMillian earned C-USA honorable mention honors. In addition, Stewart was named to the FWAA Freshman All-American team as he led all freshmen nationally with 126 tackles. McMillian led Conference USA with five interceptions while Hayden was second with four. In all, Spavital's group accounted for 14 interceptions.

- Houston's defense was vastly improved in 2011 and ranked third nationally with 21 interceptions. Defensive back D.J. Hayden was named Conference USA Defensive Newcomer of the Year and was a Second Team All-C-USA pick. Overall the secondary allowed 16 yards less per game through the air despite breaking in three new starters and allowed two less TD throws in two more games played.

- During the 2010 season, Spavital narrowed his focus to tutoring the safety position and aided a foursome of defenders who accounted for 213 tackles, four interceptions, 3.5 tackles for loss and eight passes broken up.

- In 2009, the Cougars recorded 11 interceptions with cornerbacks Jamal Robinson and Brandon Brinkley finishing 1-2 on the team. Brinkley posted four pickoffs for 108 yards on the way to being named to the All-Conference USA Second Team. Robinson etched his name into Cougar lore with a 26-yard return for touchdown at No. 5/6 Oklahoma State that sealed the win for the Cougars.

- Brinkley finished his career ranked among the Cougars' all-time career leaders in interceptions, games played and pass breakups.

- During Spavital's first season with the Cougars in 2008, Houston defensive backs picked off 13 opposing passes with the four interceptions by Brinkley and Loyce Means topping all players.

- Prior to Houston, Spavital spent three seasons as the defensive graduate assistant on Bob Stoops' staff at Oklahoma, where he worked closely with the defensive backfield and the scout team. Spavital helped lead the Sooners to a pair of Big 12 titles and two appearances in the Tostitos Fiesta Bowl.

- Statistically, in each of his three seasons at OU, the Sooners' defense ranked at the top of the Big 12 and among the elite in the country in total defense. Oklahoma never finished outside of the top two in total defense in the Big 12, leading the league in both 2005 and 2006 while ranking second in 2007.

- Nationally, the Sooners ranked 13th in total defense in 2005, 16th in 2006 and 26th in 2007.

- He coached six players who earned All-Big 12 honors and five players who went on to sign NFL contracts, including 2007 third-round NFL Draft pick Reggie Smith.

- A native of Tulsa, Okla., Spavital played football at Northeastern Oklahoma A&M for two seasons before transferring to Murray State in Kentucky where he played for two years. He was an All-Conference and All-Region selection and was named a Gridwire Scholar All-American.

- Spavital graduated from Murray State in 2004 with a bachelor's degree in business administration.

Prominent Pupils

- Zach McMillian (Houston)
2013 The American Second Team
- Trevon Stewart (Houston)
2013 The American Second Team
- D.J. Hayden (Houston), Raiders
*2012 All-Conference USA
 2011 Conference USA Newcomer of the Year*
- Trevon Stewart (Houston)
*2012 FWAA Freshman All-American
 2012 Conference USA Freshman Team*
- Reggie Smith (Oklahoma), Raiders
2007 All-Big 12, 2006 All-Big 12
- Nic Harris (Oklahoma)
2007 All-Big 12
- Dominique Franks (Oklahoma), Falcons
- Quinton Carter (Oklahoma), Broncos



SUPPORT STAFF



BRIAN ODOM

CO-DIRECTOR OF SPORTS PERFORMANCE | SECOND SEASON

The Word on Odom

• Brian Odom enters his second season as Houston's Co-Director of Sports Performance.

• Prior to his arrival at Houston, Odom spent seven years in the Performance Enhancement department at the University of Arizona working with the football and women's basketball programs.

• Odom spent the first 18 months in Tucson as an Assistant Coach for Performance Enhancement working with football before being promoted to Associate Director of Sports Performance in 2007.

• Odom was a member of the Arizona staff that led the Wildcats to the 2008 Las Vegas Bowl, 2009 Holiday Bowl and the 2010 Alamo Bowl.

• As a player, Odom won the Oklahoma Football Iron Man Award for his performance in the weight room as the Sooners claimed the 2000 BCS National Championship. After lettering in 2001 at OU, Odom completed his career as a three-year starter at tailback (2002-04) for Southeastern Oklahoma State, where he earned first-team All-Lone Star Conference honors and his degree in 2004.

• Odom and his wife, Mackenzie, have a son, Benjamin.

The Odom File

Hometown Ada, Okla.
College SE Oklahoma State, 2004
Family wife, Mackenzie
son, Benjamin



ANTWAN FLOYD

ASSOCIATE DIRECTOR OF SPORTS PERFORMANCE | SECOND SEASON

The Word on Floyd

• Antwan Floyd enters his second season with the Houston Football program, serving as Associate Director of Sports Performance.

• Before UH, Floyd served as the Associate Director of Strength and Conditioning at Missouri where he was responsible for graduate assistant development as well as facility and equipment maintenance. Other responsibilities included assisting with the player development program for the Missouri football team, helping former Tigers prepare for the NFL and being directly responsible for the Missouri track team's sprinters, hurdlers, jumpers, and multis.

• Floyd began his career at Missouri as a graduate assistant in 2002 where he served as the coach for the wrestling, cross country, swimming and diving, and the men's and women's golf teams.

• Before Missouri, Floyd worked as an intern at the University of Wyoming.

• Floyd earned a Bachelors of Science degree in Exercise Physiology at Wyoming while playing football for the Cowboys.

• Floyd is also nationally certified through the Collegiate Strength and Conditioning Coaches Association and the National Strength & Conditioning Association.

The Floyd File

Hometown Longview, Texas
College Wyoming, 2002



CHRIS PEZMAN

ASSISTANT ATHLETICS DIRECTOR FOR FOOTBALL OPERATIONS | SECOND SEASON

The Word on Pezman

• Chris Pezman enters his second season with the Houston Football program as its Assistant Athletics Director for Football Operations.

• His current assignment marks Pezman's second time of employment with the UH Athletics Department as he served first as a graduate assistant coach (1993-94) followed by two years as an assistant to the Director of Athletics before being promoted to Assistant Athletics Director of Operations.

• Between his stints at UH, Pezman spent 10 years with SMG-Reliant Park. He began as Assistant Director of Operations and was promoted to Director of Outside Operations, where he maintained oversight of the parking and traffic control, 24-hour security and the site's grounds.

• In 2005 he became Director of Operations at Reliant-SMG, absorbing changeovers/set-ups, housekeeping and grounds crew in addition to his earlier duties.

• A 1992 Houston graduate, Pezman lettered three seasons for the Cougars and served as the team's captain during the 1992 campaign. Pezman won the team's Wilson Whitley "Fighting Heart" Award as a senior, the same year he was named to the College Football Association's Good Works Team. A two-time Southwest Conference Commissioner's Academic Honor Roll member, Pezman earned his undergraduate degree in economics and completed course work for his master's in hotel and recreation management.

• Pezman and his wife, Marisol, have three children, Seth, Sydney and Sarah.

The Pezman File

Hometown Laguna Beach, Calif.
College Houston, 1992
Family wife, Marisol
son Seth,
daughters Sydney and Sarah

2013 SEASON

COACHING STAFF

THE COUGARS

SEASON REVIEW

BOWL HISTORY

SUPPORT STAFF

2013 SEASON

COACHING STAFF

THE COUGARS

SEASON REVIEW

BOWL HISTORY



JOE ALCOSER

DIRECTOR OF FOOTBALL RECRUITING | 17TH SEASON

The Word on Alcoser

• Joe Alcoser enters his 17th season with the Houston Football program and his third as Director of Football Recruiting after spending the previous five years as the department's Director of High School Relations.

• Prior to his appointment as Director of High School Relations, Alcoser served four years as Assistant Director of Football Operations. In 2001, he worked as a defensive graduate assistant with the team's safeties.

• Alcoser served as the interim Director of Football Operations in the spring of 2001, 2002 and 2003. He also served as both an offensive and defensive quality control coach, including special teams responsibilities from 1998 to 2000.

• In his current role, Alcoser oversees the day-to-day operations of the recruiting program including the database management, organizing all visits, coordinating recruiting special events, managing the current roster and recruiting budgets.

• Before joining the coaching staff, Alcoser played wide receiver, running back and special teams for the Cougars from 1994-1996.

• Alcoser and his wife, Laura, have four children, KJ, Joseph, Scarlet and Alexis.

The Alcoser File

Hometown Houston, Texas
 College Houston, 2001
 Family wife, Laura
 children, KJ, Joseph, Scarlet, Alexis



KEN McCLINTOCK

DIRECTOR OF PLAYER PERSONNEL | SECOND SEASON

The Word on McClintock

• Ken McClintock enters his second season with the Houston Football program as its Director of Player Personnel.

• McClintock stepped up to also serve as the program's running backs coach in 2012 for the last 11 games of the season.

• Prior to his arrival at Houston, McClintock spent 12 years coaching football, track and basketball at Hawken High School in Gates Mills, Ohio, as well as developing the school's Peer Leadership Academy.

• McClintock got his start in the coaching realm at Texas State (1997-2000). He spent his first two seasons as the program's running backs coach, before spending one year as the wide receivers coach and one year as the offensive line coach/co-

recruiting coordinator.

• McClintock played collegiately at the University of Minnesota (1988-1992) where he was a teammate of Tony Levine. He was named the team's Bobby Bell Award winner as the outstanding special teams performer in 1991 and won the Paul Giel Award for team leadership and unselfishness in 1992. McClintock earned his undergraduate degree from Minnesota in kinesiology in 1993 and his master's in physical education in 1999.

• McClintock and his wife, Kelly, have four children, Halle, Owen, Riley and Jake.

The McClintock File

Hometown Chagrin Falls, Ohio
 College Minnesota, 1993
 Family wife, Kelly
 children, Halle, Owen, Riley, Jake



DALLAS BLACKLOCK

DIRECTOR OF HIGH SCHOOL RELATIONS | FIRST SEASON

The Word on Blacklock

• Dallas Blacklock joined the Houston Football program as the Director of High School Relations in June of 2013.

• Blacklock comes to Houston after spending the last two seasons as head coach at Houston's Sharpstown High School. As Sharpstown's head coach, Blacklock compiled a two-year record of 16-7 including playoff berths both seasons.

• Blacklock's 2012 team finished the year undefeated in district play and advanced to the second round of the Texas state playoffs. During his two-year stint at Sharpstown, 19 players went on to play football on the collegiate level.

• A graduate of Sharpstown, Blacklock had previously been a part of the school's coaching staff as an assistant for two seasons and spent one season as an assistant at Fort Bend Marshall before being elevated to head coach at Sharpstown prior to the 2011 season.

• Blacklock graduated from McPherson College in May of 2003 with a degree in Religion and Philosophy. A four-year letterman as a defensive back, Blacklock earned NAIA second team All-America honors as a senior while also earning All-KCAC second team honors in 2002 and 2003.

The Blacklock File

Hometown Houston, Texas
 College McPherson College, 2003
 Family wife, Ebony
 children, Dallas, Jady, Jiah



SUPPORT STAFF



MIKE O'SHEA

HEAD ATHLETICS TRAINER | 21ST SEASON

The Word on O'Shea

• Mike O'Shea in his 21st season as the head Athletics Trainer at the University of Houston. Widely regarded as one of the top collegiate trainers in the country, O'Shea oversees the training room operations for football and all Houston student-athletes.

• O'Shea received the Excellence in Athletic Training Award from the Southwest Athletic Trainers Association in July of 2013 for his life-saving actions when D.J. Hayden suffered a tear of the inferior vena cava during an early November practice.

• In 2010, O'Shea received the Most Distinguished Athletics Trainer Award from the Southwest Athletic Trainers Association and the group's 2007 College and University Athletics Trainer of the Year Award.

• The 2008 Bill Yeoman Special Contributions Award winner, O'Shea was named the National Athletic Trainers Association's Most Distinguished Athletics Trainer in 2005. O'Shea was also awarded the 1999 Professional Football Athletic Trainer Society's Distinguished Alumni Award.

• Prior to UH, O'Shea served as the head trainer at Louisville (1985-93), as a trainer at Miami (1979-85) and as a trainer for the Baltimore Colts.

• O'Shea began his career as a student assistant at Blinn College before moving to Texas and later Kent State. O'Shea served four years in the U.S. Air Force and served as the head trainer for the United States AAU Track and Field teams that traveled to Russia in 1975 and Italy in 1977.

• In 1981, O'Shea authored The History and Development of the National Athletic Trainers Association.

• O'Shea and his wife, Annette, have two children, Chad and Julie. Chad, a grad of UH and wide receivers coach for the New England Patriots, and his wife, Melissa, have three children, Claire, Grace and Michael. Julie, married to Tobie Holmes, also a UH graduate, is an educational diagnostician with Fort Bend ISD and has one daughter, Shea.

The O'Shea File

Hometown Brenham, Texas
 College Texas, 1968
 Kent State, 1974
 Family wife, Annette
 son Chad, daughter Julie



HIDEYUKI OKUWA

ASSISTANT ATHLETICS TRAINER | SEVENTH SEASON

The Word on Okuwa

• Hideyuki Okuwa enters his seventh season at the University of Houston and his fourth as an Assistant Athletics Trainer.

• Prior to joining the staff full-time, Okuwa served as a graduate assistant athletics trainer at Houston from July 2007 to January 2010, overseeing the efforts of women's basketball and men's and women's cross country and track and field.

• Okuwa gained experience during his undergraduate days as he worked as a student athletics trainer with Indiana State's football team from 2004 to 2006, while assisting in some capacity with eight other intercollegiate sports on campus. He also served a few off-campus roles as an athletics trainer at Terre Haute South High School and Rose-Hulman Institute of Technology in Indiana from 2005 to 2006.

• A native of Japan, Okuwa earned his undergraduate degree from Indiana State University in 2007 in athletic training and went on to receive his Master's degree from Houston in December 2009 in sports and fitness administration.

The Okuwa File

Hometown Japan
 College Indiana State, 2007
 Houston, 2009



TARA BOENING

PERFORMANCE NUTRITIONIST | FOURTH SEASON

The Word on Boening

• Tara Boening enters her fourth season at the University of Houston as its Performance Nutritionist.

• Boening oversees the nutrition education and program operations for 17 of Houston's Athletics teams, educating student-athletes through grocery store tours and cooking demonstrations.

• Prior to UH, Boening spent 18 months as a nutrition coach and personal trainer at Life Time Fitness in Katy, Texas, and as a consultant dietician at Abshire Dietary Consultants in Victoria, Texas.

• Boening received her bachelor's degree in nutritional science in 2006 and her master's degree in kinesiology in 2007 from Texas A&M. As an undergraduate, she was involved in the Performance Nutrition programs for all 18 teams as a performance nutrition specialist.

• She is a member of the American Dietetic Association and the Texas Dietetic Association and is a National Academy of Sports Medicine Certified Personal Trainer.

• Boening and her husband, Barry, have a daughter, Sawyer.

The Boening File

Hometown . . . Highland Village, Texas
 College Texas A&M, 2007
 Family husband, Barry
 daughter, Sawyer

2013 SEASON

COACHING STAFF

THE COUGARS

SEASON REVIEW

BOWL HISTORY

SUPPORT STAFF

2013 SEASON

COACHING STAFF

THE COUGARS

SEASON REVIEW

BOWL HISTORY



JAY TAKACH

ASSISTANT ATHLETICS DIRECTOR FOR EQUIPMENT OPERATIONS | 10TH SEASON

The Word on Takach

• Jay Takach enters his 10th season as Houston's Assistant Athletics Director for Equipment Operations. The Houston native manages UH's day-to-day relationship with Nike and supervises a staff that handles equipment operations for all 17 of Houston's sports programs.

• Takach was promoted to his current position in 2007 after spending one season as the Director of Equipment Room Operations. Takach arrived at the University of Houston in 2004.

• Prior to arriving at UH, Takach spent three years as an Assistant Equipment Manager at Virginia Tech where he was responsible for inventory, away game travel, equipment maintenance and student manager supervision.

• After beginning his career as a student assistant at Michigan State, Takach spent one year as an Assistant Equipment Manager at Wisconsin.

• During his career, Takach has been a part of 12 teams that have competed in bowl games including five at Houston.

• Takach is married to the former Maggie Wessel.

The Takach File

Hometown Houston, Texas
 College Michigan State, 2000
 Family wife, Maggie



VICTOR IGNATIEV

ASSISTANT DIRECTOR OF EQUIPMENT OPERATIONS | EIGHTH SEASON

The Word on Ignatiev

• Victor Ignatiev is in his eighth season as the Assistant Director of Equipment Operations.

• Prior to coming to UH Ignatiev held different positions in a similar capacity including Head Football Equipment Manager at West Texas A&M University from 1995 to 1997, Head Equipment Manager at Sam Houston State during 1998 through 2000 and Head Equipment Manager/ Hockey Manager at The Colorado College from 2000-2001. His most recent position before coming to UH was the Assistant Equipment Manager for the Houston Aeros Hockey Club during 2001 through 2002.

• Ignatiev interned for the NFL Summer Equipment program during the summers of 1997, 1999, and 2002 - 2004. He also served as the equipment manager for the U.S. Army High School All-American football game for 2002 through 2005 and Universal Pictures "Friday Night Lights" in 2003.

• Ignatiev is a member of the Athletic Equipment Mangers Association and of the Society of Professional Hockey Equipment Managers.

• Ignatiev obtained his Bachelor of Arts from West Texas A&M University in 1997 and his Master of Arts from Sam Houston State in 2000.

• Ignatiev and his wife, Julie Ann, have one daughter, Victoria.

The Ignatiev File

Hometown Houston, Texas
 College West Texas A&M, 1997
 Sam Houston State, 2000
 Family wife, Julie Ann
 daughter, Victoria



CHRIS MILLER

FOOTBALL VIDEO COORDINATOR | FIRST SEASON

The Word on Miller

• Chris Miller is in his first season as the Football Video Coordinator at the University of Houston.

• Miller joined the Cougars after spending the previous two years at Wyoming in a variety of roles. As director of media, he coordinated the football program's daily media needs, including scheduling and management of film staff and the usage of XOS video editing and DragonFly video exchange software.

• Miller began his affiliation with Wyoming as a marketing and promotions student intern in 2006. He assisted in pregame, in-game and postgame operations for several sport programs and produced website content for The Dirt, the university's student fan club site.

The Miller File

Hometown Gillette, Wyo.
 College Campbell County, 2003

• For his work in 2012, he was honored as the Mountain West Conference Video Coordinator of the Year by the Collegiate Sports Video Association.



SUPPORT STAFF



BRAYDEN STRINGER

OFFENSIVE GRADUATE ASSISTANT | SECOND SEASON

The Word on Stringer

- Brayden Stringer enters his second with the Houston Football program as an Offensive Graduate Assistant.

- Before joining the Cougars, Stringer was a member of the Oklahoma State football team from 2008 to 2011. He competed as a reserve quarterback for three seasons before a shoulder injury forced him to miss his senior year in 2011.

- Stringer moved to the sidelines and assisted the Cowboy wide receivers before earning his bachelor's degree in general education in 2012. In addition to his coaching duties, Stringer also will be working on his master's degree in human resource development of technology at UH.

- A native of Lawton, Okla., Stringer graduated from Eisenhower High in 2008.

The Stringer File

Hometown Lawton, Okla.
College Oklahoma State, 2012



LANDREN HINES

DEFENSIVE QUALITY CONTROL | SECOND SEASON

The Word on Hines

- Landren Hines enters his second with the Houston Football program as a Defensive Quality Control Coach.

- Hines comes to Houston after serving as an intern with the Tennessee strength and conditioning program and for the football recruiting department during the 2011 season.

- Before entering the collegiate ranks, Hines served as the linebacker coach in 2010 for Furr High. He worked as the assistant head coach, defensive coordinator and special teams coordinator at Ortiz Middle in Houston from 2008 to 2010.

- He received his bachelors degree in human performance from Prairie View A&M in 2001 and is a graduate of Lamar High.

The Hines File

Hometown Houston, Texas
College Lamar, 1995
Family wife, Chatney
sons, Jalen, Jeremiah



JOAQUIN GARCIA

SPECIAL TEAMS QUALITY CONTROL | SECOND SEASON

The Word on Garcia

- Joaquin Garcia enters his second with the Houston Football program as a Special Teams Quality Control Coach.

- Garcia, a Katy, Texas, native joined the Cougars after spending the previous six years at Katy High (2006-12). There, he worked with the defensive backs, outside linebackers and special teams units. During his tenure, he helped lead the team to three appearances in the 5A Division II state championship game, including a pair of titles.

- Before entering the coaching ranks, Garcia was an award-winning student-athlete. He was a three-year letterman at cornerback for Katy High, helping lead the team to the Class 5A Division I state championship while serving as team captain.

- Following his high school graduation, he lettered for two seasons at Texas Lutheran at cornerback before transferring to Texas Tech.

- Garcia received his bachelor's degree in business administration/management information systems and general business in May 2003 from Texas Tech and earned his master's degree in educational administration from Lamar in 2011.

The Garcia File

Hometown Katy, Texas
College Texas Tech, 2003

2013 SEASON

COACHING STAFF

THE COUGARS

SEASON REVIEW

BOWL HISTORY

SUPPORT STAFF

2013 SEASON

COACHING STAFF

THE COUGARS

SEASON REVIEW

BOWL HISTORY



ANDREW MITCHELL

OFFENSIVE GRADUATE ASSISTANT | FIRST SEASON

The Word on Mitchell

• Andrew Mitchell joined the Houston Football program as an Offensive Graduate Assistant coach prior to the start of the 2013 season.

• A letterwinner as an offensive tackle at Oklahoma State, Mitchell spent the 2010 season on the Cincinnati Bengals' roster and the 2012 season with the Seattle Seahawks before joining his alma mater as a Graduate Assistant coach.

• In Mitchell's two seasons at Oklahoma State, the Choctaw, Okla., native helped the Cowboys to back-to-back bowl games.

• Prior to OSU, Mitchell spent two years at Snow Junior College

where he earned All-America honors and helped lead his squad to the junior college national championship.

The Mitchell File

Hometown Choctaw, Okla.
College Oklahoma State, 2010



TORY TEYKL

ASSOCIATE DIRECTOR OF FOOTBALL OPERATIONS | FIRST SEASON

The Word on Teykl

• After spending four years as a member of the Houston Athletics Marketing staff, Tory Teykl moved to her current position of Assistant Director of Football Operations in June of 2013.

• In 2011, Teykl was announced as the Director for Marketing and Promotions for Houston. She worked closely with the Associate Director for Marketing and Promotions to facilitate the day-to-day operations for the marketing department and also serves as the representative for football, swimming and diving, track and field and softball. In addition to being a representative for the sports, she was also responsible for their advertising, marketing and supervision of in-game promotion and production.

• Previously, Teykl served two years as the Assistant Director for Marketing and Promotions and worked with volleyball, soccer, men's and women's basketball, tennis and baseball.

• Prior to her work at Houston, Teykl was as a student assistant at Texas A&M in 2008 where she was involved in recruiting. At Texas A&M, Teykl compiled all recruiting books distributed to the coaches as well as mail outs. She also contributed to the overall event preparation and ticket sales for the Texas Bowl in 2007.

The Teykl File

Hometown Rosenberg, Texas
College Texas A&M, 2007



BRETT DEWHURST

DEFENSIVE QUALITY CONTROL | FIRST SEASON

The Word on Dewhurst

• Brett Dewhurst joined the Houston Football program as a Defensive Quality Control Coach prior to the start of the 2013 season.

• Before joining the Cougars, Dewhurst spent one season as a Defensive Graduate Assistant at Midwestern State University in Wichita Falls, Texas. Dewhurst helped lead the Mustangs to the Lone Star Conference while mentoring All-Conference selection Donald Napoleon.

• A four-year letterman at Texas Tech, Dewhurst played in 48 career games including four bowl games and was part of a 2008 Red Raider team that finished the season as co-Big 12 South Champions with an 11-1 record.

The Dewhurst File

Hometown Wichita Falls, Texas
College Texas Tech, 2011
Wife Ryanne



**2013 HOUSTON
FOOTBALL**

2013 COUGARS

The 2013 Houston Cougars 42

THE COUGARS

2013 SEASON

COACHING STAFF

THE COUGARS

SEASON REVIEW

BOWL HISTORY



39 • STEVEN AIKENS

DB • 6-2 • 200 • RS-Freshman
Arlington, Texas (Seguin HS)


Year	G-GS	UT	AT	Total	Loss	Sacks	INT	FC	FR	PBU
2013	11-0	-	2	2	-	-	-	-	-	-
Career	11-0	-	2	2	-	-	-	-	-	-

2013: Saw action in 11 games as a member of the special teams and backup defensive back ... had two tackles against Southern in Houston's season opener.

2012: Redshirted.

High School: Three-star recruit by both Rivals.com and Scout.com ... named one of the country's Top 100 outside linebacker prospects and was named a First Team All-District pick at safety as a senior ... third Team All-State by Rivals.com ... earned honorable mention All-State recognition from the Associated Press ... named one of the Dallas-Fort Worth Players of the Week in Week 2 by the *Dallas Morning News* with 19 tackles and a pass broken up ... named his team's MVP recording 122 total tackles, three interceptions and two fumbles recovered ... was nominated for the DFW Hero Award in 2011.

Personal: Son of Pamela and Steve Medford ... has two brothers, Jarrell and Joey ... part of his school's Fellowship of Christian Athletes and Project Star programs ... would love to work in advertising and graphic design following his playing career and lists drawing and art as one of his hobbies off the field ... undecided on a major.



21 • MARKEITH AMBLES

WR • 6-2 • 215 • Junior
McDonough, Ga. (Henry County HS)
USC/Arizona Western

Year	G-GS	Rec	Yds	Avg	TD	Long
2013	9-1	11	147	13.4	-	31 vs. Rice
Career	9-1	11	147	13.4	-	31 vs. Rice

2013: Played in nine games with one start after joining the Houston program in the final week of fall camp ... made his debut in week three vs. Rice ... finished seventh on the team with 11 receptions for 147 yards ... fourth on the squad with an average of 13.4 yards per reception ... had multiple receptions in two games - four for 19 yards vs. Memphis and two for 38 yards at UTSA ... had a season-long 31-yard reception against Rice ... also had two kick returns for 60 yards on the year and one punt return for one yard.

At Arizona Western: Played one season at Arizona Western after one year at USC ... in his lone season at Arizona Western, Ambles was named first team All-WSFL and All-ACCAC as he led the Matadors with 44 receptions for 757 yards and six touchdowns.

High School: Selected to play in the 2010 U.S. Army All-American Bowl ... as a high school senior at Henry County HS in McDonough, Ga., Ambles was ranked the nation's No. 3 receiver by Rivals.com, who listed the wideout as a five-star recruit ... No. 4 receiver nationally by ESPN ... had 51 receptions for 798 yards and nine touchdowns to go along with 175 yards on 25 carries as a senior ... an all-state performer as a junior with 53 receptions for 993 yards and 13 receiving touchdowns along with two punt returns and one kickoff return for touchdowns.

Personal: Majoring in Sociology.



THE COUGARS



10 • DEMARCUS AYERS

WR • 5-10 • 173 • Freshman

Lancaster, Texas (Lancaster HS)



38 • GEORGE BAMFO

LB • 5-11 • 218 • Senior-3L

Rockwall, Texas (Heath HS)

Year	G-GS	Rec	Yds	Avg	TD	Long
2013	12-2	9	116	12.9	1	30 vs. USF
Career	12-2	9	116	12.9	1	30 vs. USF

2013: Houston's starting kick returner also earned a start at receiver for the final two games of the regular season ... named The American Athletic Conference's Co-Special Teams Player of the Year ... named to The American's First Team as a kick returner ... leads The American and is 16th nationally with an average of 26.8 yards per kick return ... had 33 returns for 884 yards including a 95-yard touchdown against BYU ... his 884 yards are a Houston freshman record and currently ranks fourth on the UH single-season chart, regardless of class ... needs just 20 yards to move into the top three on the list and 103 yards to move into second ... has four games this season with at least 100 kick return yards ... is second nationally with 10 kick returns of 30 yards or longer ... has had a return of at least 40 yards in five games this season ... hauled in his first career pass, a 26-yard touchdown, at Rutgers as he finished the game with three receptions for 32 yards and a touchdown ... had a career-long 30-yard reception vs. USF ... is seventh on the team with 116 receiving yards and ninth with nine receptions ... named the team's Special Teams Co-MVP with Richie Leone.

High School: Three-star athlete by ESPN, Rivals, Scout and 247Sports ... No. 5 athlete in the state of Texas by Dave Campbell ... No. 61 receiver nationally by Scout ... No. 95 player in the state of Texas by 247Sports ... named Dave Campbell's District 15-4A Player of the Year ... accumulated 1,337 rushing yards and 16 TDs on 184 carries as a senior as he helped lead team to state title game ... also had six receptions for 180 yards and three touchdowns in his final high school year ... threw for 1,823 yards and 22 touchdowns against 10 interceptions as a senior ... named MVP of the 2012 IFAF U-19 World Championship as he led Team USA with seven receptions for 155 yards and a touchdown in a title win over American Samoa ... had 44 carries for 445 yards and five touchdowns and 21 receptions for 364 yards and six touchdowns as a junior despite missing time with an injury ... also Lancaster's starting point guard ... chose Houston over Arizona State, Tennessee and West Virginia among others.

Personal: Undecided on a major ... son of Mark Ayers and Bernice Edwards ... cousin of Houston basketball guard Jherrod Stiggers ... has two brothers and one sister ... lists his brother Tre'Nair Felton who serves in the U.S. military as the most influential person in his life ... volunteered with the Special Olympics while in high school ... also volunteered with Red Cross when a tornado hit his hometown of Lancaster.

Year	G-GS	UT	AT	Total	Loss	Sacks	INT	FC	FR	PBU
2010	11-1	6	6	12	-	-	-	-	-	-
2011	12-0	9	6	15	4-32	3-29	-	-	-	-
2012	11-1	4	5	9	1-4	0.5-2	-	-	-	1
2013	9-2	12	8	20	-	-	-	1-0	-	-
Career	43-4	31	25	56	5-36	3.5-31	-	1-0	-	1

2013: Played in nine games while starting the first two games of the season at weakside linebacker ... finished the regular season with 20 tackles ... recovered first career fumble against Southern ... also had a career-high eight tackles against the Jaguars.

2012: Played in 11 games as a backup linebacker and special teams contributor ... picked up one start in a four-linebacker front in the season finale vs. Tulane ... finished the year with nine tackles including half tackles for loss against UAB and Tulane ... had a half sack against UAB ... broke up a pass against North Texas.

2011: Played in 12 games and saw extensive action during passing situations because of his speed coming off the edge ... recorded seven total tackles and a career high three sacks in the home win against East Carolina ... ranked third on the club with his three sacks ... added a tackle for loss in the win against Rice.

2010: Played in 11 games, starting one against UCF ... recorded a career-best five tackles in the season opener vs. Texas State ... posted three stops at SMU ... had two tackles at Memphis ... recorded one tackle vs. UCF ... posted one tackle in the season finale at Texas Tech.

2009: Redshirted.

High School: First-Team All-District pick as a senior at Heath High ... helped lead team to a 13-1 record as a senior ... played basketball, ran track and participated in powerlifting ... ran a 4.5 in the 40-yard dash.

Personal: Full name is George Ampadu Bamfo ... born in Ghana ... son of George and Donna Bamfo ... majoring in Global Retail Management ... nicknamed Black Swan.

2013 SEASON

COACHING STAFF

THE COUGARS

SEASON REVIEW

BOWL HISTORY

THE COUGARS

2013 SEASON

COACHING STAFF

THE COUGARS

SEASON REVIEW

BOWL HISTORY



13 • THOMAS BATES

DB • 5-10 • 183 • Senior-3L

Baytown, Texas (Lee HS)

Year	G-GS	UT	AT	Total	Loss	Sacks	INT	FC	FR	PBU
2010	12-0	5	2	7	-	-	-	-	-	-
2011	14-3	22	14	36	1-8	1-8	3-(-3)	-	-	7
2012	12-3	21	14	35	1-6	-	-	-	1-0	10
2013	11-11	38	15	53	1-2	-	2-0	2	-	9
Career	49-17	86	45	131	3-16	1-8	5-(-3)	2	1-0	26

2013: One of Houston's starting cornerbacks in 11 games this season ... missed the Rutgers game with a slight ankle injury ... leads the team with nine passes broken up ... tied for the team lead with two forced fumbles against Southern and Rice ... had a career-high two interceptions vs. BYU ... broke up a career-best four passes against USF ... had a tackle for loss against UCF.

2012: Backup cornerback for the majority of the year, started the final three games of the season after the season-ending injury to D.J. Hayden ... had at least seven tackles in each of the three games he started including a career-high 11 tackles against Tulane ... had second career tackle for loss against Tulsa ... recovered a fumble at UCLA ... broke up 10 passes on the season including a career-high three against Tulsa.


2011: Played in all 14 games, making three starts ... tied for second on the team with three interceptions and seven passes broken up ... had two critical interceptions in the road win at Louisiana Tech and a third pick against East Carolina ... broke up a season high three passes in wins against East Carolina and at Tulane ... made the start in the road win at Tulane ... had six solo tackles and a sack against SMU ... had two solo stops in the 2012 TicketCity Bowl win against Penn State.

2010: Played in all 12 games, primarily on special teams ... had two stops at SMU ... posted a career-best four tackles at Memphis ... recorded one tackle vs. UCF.

2009: Redshirted.

High School: Competed at Robert E. Lee High for head coach Dick Oline ... ranked No. 43 safety by Scout.com ... shared team MVP honors ... won Henry Armstrong Award for top defensive back, as well as Pi-Yi Kern "Spirit and Determination" Award and one of four winners of the Michael Clement Scholarship Award ... was a first-team all-district selection at defensive back, kick returner and punt returner ... posted a 4.45 in the 40-yard dash.

Personal: Full name is Thomas Edward Bates... son of Thomas and Rita Bates ... has received a bachelor's degree in Health.



84 • WAYNE BEADLE

WR • 5-11 • 178 • Junior

Houston, Texas (Westbury Christian HS)

Year	G-GS	Rec	Yds	Avg	TD	Long
2012	0-0	-	-	-	-	-
2013	11-0	6	63	10.5	1	20 vs. UCF
Career	11-0	6	63	10.5	1	20 vs. UCF

2013: Saw action in 11 games as a backup receiver and special teams contributor ... made first career receptions at Rutgers as he finished with two receptions for 19 yards ... pulled in a 12-yard reception for his first career touchdown at UCF ... also had a career-long 20-yard catch and one rush for 10 yards against the Knights ... had a reception in games against USF and SMU ... also had one tackle on the year against Southern.

2012: A member of the Houston team ... did not see any action.

2011: Redshirted in his first season as a member of the team.

Personal: Majoring in Kinesiology.

THE COUGARS




42 • ADRIAN BENNETT

LB • 6-1 • 216 • Junior

Houston, Texas (Klein Forest HS)

Texas Southern



81 • TYUS BOWSER

DE • 6-3 • 226 • Freshman

Tyler, Texas (John Tyler HS)

Year	G-GS	UT	AT	Total	Loss	Sacks	INT	FC	FR	PBU
2013	12-0	3	1	4	-	-	-	-	-	-
Career	12-0	3	1	4	-	-	-	-	-	-

Year	G-GS	UT	AT	Total	Loss	Sacks	INT	FC	FR	PBU
2013	12-1	11	15	26	5.5-38	4.5-35	1-6	1	-	2
Career	12-1	11	15	26	5.5-38	4.5-35	1-6	1	-	2

2013: Played in all 12 games as a backup linebacker and on special teams ... had four tackles on the kickoff coverage team ... tackles came in games against UTSA, USF, Louisville and Cincinnati.

High School: Three-star recruit ... originally signed with Iowa State ... recorded 35 tackles and three interceptions as a senior at Klein Forest High ... collected 23 tackles as a junior at DeKaney High School in Houston ... earned second-team all-district honors for DeKaney ... played for coach Ken Hamonock at Klein Forest and Willie Amendola at DeKaney.

Personal: Son of Raymond Bennett and Lakeisha Pittman ... one of seven siblings ... cousin of Martellus and Michael Bennett, both whom played at Texas A&M and now for the Chicago Bears and Seattle Seahawks, respectively ... lists uncle Richard Bennett and aunt Nika Bennett as the most influential people in his life ... majoring in Health.

2013: Part of the rush defensive end rotation for Houston ... played in all 12 games with a start at UTSA ... leads all freshmen in The American Athletic Conference and is second on the team with 4.5 sacks for a loss of 35 yards ... his 4.5 sacks rank third all-time at Houston among freshmen ... leads Houston with 11 quarterback hurries ... third among defensive linemen on the team with 26 tackles ... best game of the season came against Rice when he finished with seven tackles, two sacks, one interception for a return of six yards and four quarterback hurries ... forced a decisive fourth-quarter fumble with an eight-yard sack against USF that was recovered by teammate Jeremiah Farley ... also had sacks against Memphis and BYU ... had pass breakups vs. Memphis and Louisville.

High School: Three-star athlete by ESPN, Rivals, Scout ... No. 34 defensive end nationally by Rivals ... No. 52 defensive end nationally by 247Sports ... No. 62 player in the state of Texas by Rivals ... named to the AP Class 4A All-State First Team ... named the 16-4A District Defensive MVP ... totaled 59 tackles and 24 sacks as a senior ... also forced five fumbles and recovered two in 2012 ... had 61 tackles, five sacks, one interception and three fumble recoveries as a junior ... accumulated 52 tackles and four sacks his sophomore year ... named 14-4A district newcomer of the year ... chose Houston over Missouri, Oklahoma State and West Virginia among others.

Personal: Majoring in Organizational Supervision and Leadership ... also plans to play basketball for the University of Houston at the conclusion of the football season ... son of Sonia David and Ray Davis ... names his mother as the most influential person in his life.

2013 SEASON

COACHING STAFF

THE COUGARS

SEASON REVIEW

BOWL HISTORY

THE COUGARS

2013 SEASON

COACHING STAFF

THE COUGARS

SEASON REVIEW

BOWL HISTORY



97 • ERIC BRASWELL

DL • 6-5 • 268 • Junior-2L

Killeen, Texas (Shoemaker HS)

Year	G-GS	UT	AT	Total	Loss	Sacks	INT	FC	FR	PBU
2011	14-11	19	28	47	3.5-11	-	-	-	-	2
2012	12-2	3	15	18	1-7	1-7	-	-	-	-
2013	11-7	9	10	19	3.5-24	2.5-19	-	2	-	-
Career	37-20	31	53	84	8-42	3.5-26	-	2	-	2

2013: Played in 11 games with seven starts at defensive end ... had a career-best two tackles for loss against Cincinnati including one sack for a loss of nine yards ... had sacks and forced fumbles in back-to-back games against Cincinnati and SMU ... fumble forced against Cincinnati was returned 15 yards by teammate Trevon Stewart for a UH touchdown ... also had a half sack at Temple ... had a season-best four tackles against Southern.


2012: Played in all 12 games with starts against Texas State and East Carolina ... had first career sack against UAB ... had a season-best four tackles against UAB and East Carolina.

2011: Conference USA All-Freshman Team at defensive end ... played in all 14 games, making 11 starts ... had 3.5 tackles for loss and led all defensive linemen with 47 tackles ... also batted down a pair of passes at the line of scrimmage ... was one of the club's steadiest performers along the defensive front and had five stops at Tulsa, six vs. Southern Miss and four more against Penn State to close the year ... also had 1.5 TFLs vs. Rice.

2010: Redshirted.

High School: Competed for coach Ken Grey at Shoemaker High ... three-star recruit by Rivals.com ... All-District 12-5A Honorable Mention ... invited to compete at FCA Victory Bowl and Texas Best-Oklahoma Best games ... was a regional qualifier in the shot put as a member of the track and field team ... member of Honor Roll.

Personal: Full name is Eric Sugda Braswell ... son of Allen and Piyanee Braswell ... majoring in Organizational Leadership and Supervision.



24 • KENT BROOKS

RB • 5-11 • 206 • Senior-3L

Humble, Texas (Atascocita HS)

Year	G-GS	UT	AT	Total	Loss	Sacks	INT	FC	FR	PBU
2010	10-1	15	21	36	-	-	2-23	1	-	-
2011	14-9	39	36	75	0.5-1	-	-	2	2-0	3
2012	10-4	23	28	51	-	-	1-6	2	1-0	2
2013	11-1	2	3	5	-	-	-	-	-	-
Career	45-15	79	88	167	0.5-1	-	3-29	5	3-0	5

Year	G-GS	Rushing	Avg.	TD	Lg	Rec.	Yards	TD	Lg
2013	11-1	18-70	3.9	1	10	1	6	0	6
Career	11-1	18-70	3.9	1	10	1	6	0	6

2013: Moved from safety to running back in the spring of 2013 ... played in 11 games with one start against Memphis in the backfield ... fifth on the team with 18 rushing attempts for 70 yards ... had his first career touchdown, a one-yard plunge, in the regular-season finale against SMU ... had career highs in rushing attempts (8) and rushing yards (33) against the Mustangs ... had one reception for six yards vs. USF ... had one kick return for 13 yards vs. SMU ... also had five special teams tackles on the year, all on kickoff cover.

2012: Played in 10 games with four starts, three at strong safety and one at free safety ... had 11-tackle games against East Carolina and Marshall ... forced fumbles against Texas State and North Texas while recovering a fumble against Texas State ... picked off third career pass against North Texas ... broke up passes against Texas State and UTEP.


2011: Played in 14 games, making nine starts ... finished his sophomore campaign with a push, recording a career-high tying 10 stops vs. Penn State in the 2012 TicketCity Bowl ... also had 10 stops vs. East Carolina ... broke up three passes and also forced and recovered a pair of fumbles ... forced a critical fumble at Tulsa ... led all defensive backs with 75 tackles, 39 of which were solo stops.

2010: Played in 10 games, starting one ... tied for game-high honors with 11 tackles, including three solo stops, against Texas State during the season opener ... also forced a fumble and returned a kickoff seven yards against the Bobcats ... assisted on two tackles against UTEP ... made his first career interception against Memphis and returned the pick for 23 yards ... also had four tackles, including one solo stop against the Tigers ... posted six tackles at Southern Miss ... started the final game of the season and posted nine tackles and an interception.

High School: Three-star recruit by Rivals.com at Atascocita High ... No. 72 safety by ESPN ... Touchdown Club of Houston Defensive Player of the Year Finalist ... *Houston Chronicle* First-Team All-Houston ... *Houston Chronicle* First-Team All-District... Maxpreps.com First-Team All-District ... TexasPreInsider.com Greater Houston First-Team Defense ... rushed for 546 yards and eight touchdowns and recorded two interceptions.

Personal: Majoring in Sociology.

THE COUGARS



39 • KYLE BULLARD

K • 5-11 • 170 • Sophomore
Boerne, Texas (Samuel V. Champion HS)



64 • TY CLOUD

OL • 6-4 • 314 • Senior-3L
Highland Village, Texas (Marcus HS)

Year	G-GS	Att-Made	Pct	Blk	Long	PAT	Pct.
2012	0-0	-	-	-	-	-	-
2013	7-0	5-5	1.000	-	46 vs. Louisville	17-17	1.000
Career	7-0	5-5	1.000	-	46 vs. Louisville	17-17	1.000

2013: Took over starting placekicking duties vs. USF ... finished the year a perfect five-of-five on field goals with a long of 46 yards vs. Louisville ... hit a 22-yard field goal and three 27-yard field goals on the year as well ... perfect on all 17 extra point attempts ... was sixth on the team in scoring with 32 points ... also had one kickoff for 62 yards against UTSA.

2012: Did not see any action as a backup kicker to Matt Hogan.

2011: Redshirted

High School: Earned Second-Team All-State honors ... was First-Team All-District as a sophomore, junior and senior ... hit a long field goal of 49 yards ... averaged 65.0 yards per kickoff ... also earned Academic All-State honors ... helped lead soccer team to the 2011 state championship ... also an All-State soccer player.

Personal: Full name is Kyle Bryan Bullard ... son of Lynn and Bryan Bullard ... majoring in Technology

2013: Played in nine games with one start at left guard ... played in 165 snaps on the season ... part of an offensive line that ranked third in The American Athletic Conference with 25 sacks given up ... team ranked second in the league with an average of 33.9 points per game.

2012: Started all 12 games at left guard ... helped pave the way for five 100-yard rushing games from Houston running backs ... was a member of an offensive line that gave up just 18 sacks, a number that ranked second in Conference USA ... team ranked 15th nationally in total offense.

2011: Starting left guard in all 14 games last season, blocking for the nation's top offense ... key figure on an offensive line that helped UH lead the country in passing yardage (450.1) and total offense (599.1) ... also led America in scoring offense (49.3) ... offensive line allowed just 1.3 sacks per game.

2010: Played in all 12 games, primarily on special teams ... made his collegiate debut against Texas State during the home opener ... assisted on a tackle on special teams against the Bobcats.

2009: Redshirted.

High School: Ranked No. 79 offensive guard by Scout.com ... ranked No. 62 in *Dallas Morning News* Area Top 100 ... two-time First Team All-District ... was named to the Preseason All-State team ... helped lead team to 7-5 record as a senior ... All-State Third-Team selection ... unanimous All-District First Team honoree as a junior and senior.

Personal: Full name is Tyler Lee Cloud ... son of Kim and Ty Cloud ... received a bachelor's degree in Consumer Sciences and Marketing.

2013 SEASON

COACHING STAFF

THE COUGARS

SEASON REVIEW

BOWL HISTORY

THE COUGARS

2013 SEASON

COACHING STAFF

THE COUGARS

SEASON REVIEW

BOWL HISTORY



60 • ALEX COOPER
OL • 6-4 • 285 • Sophomore
Bellaire, Texas (Second Baptist HS)

2013: Played in 11 games with one start as a tight end in the team's jumbo formation ... also a member of Houston's field goal team ... finished the year with 65 snaps on the offensive line.

2012: Moved to offensive lineman prior to the start of fall practice ... provided depth on the offensive line and was a member of the team's jumbo package against Tulsa and Tulane.

2011: Redshirted.

High School: Listed as a top-100 recruit in the Houston area ... played both ways tallying five catches for 54 yards and a touchdown on offense and racking of 13 sacks and two fumble recoveries on defense ... helped his team go 7-5, 5-2 in TAPPS 4-II ... only played two years of high school football ... also played basketball, earning 4-4A All-District honors ... high school coach was Mike Sneed ... chose Houston over Baylor, Kansas State, Rice and SMU.

Personal: Full given name is Alexander Winsett Cooper II ... born in Nassau, Bahamas ... son of Sheree and Winsett Cooper ... is the youngest of six children, with five sisters ... majoring in Sociology.



47 • TY CUMMINGS
K • 5-10 • 164 • Freshman
Southlake, Texas (Carroll HS)

Year	G-GS	Att-Made	Pct	Blk	Long	PAT	Pct.
2013	3-0	-	-	-	-	-	-
Career	3-0	-	-	-	-	-	-

2013: Played in three games as a backup kickoff specialist ... had five kickoffs with one touchback and an average of 60.8 yards per kick ... had his lone touchback in the season opener vs. Southern ... also had kickoffs against Rice and UTSA.

High School: Three-star recruit by ESPN, Rivals, Scout and 247Sports ... No. 1 kicker nationally by Scout ... No. 2 kicker nationally by KornBlue Kicking ... No. 6 kicker nationally by 247Sports ... No. 7 kicker nationally by Chris Sailer ... No. 10 kicker nationally by ESPN ... No. 11 kicker nationally by Rivals ... No. 3 kicker in the state of Texas by Dave Campbell ... one of the nation's top kickoff specialists ... member of the Chris Sailer TOP 12 ... member of the Chris Sailer Event Elite ... eighth annual National Kicking Spring Event Class of 2013 kickoff champion ... 2012 National Event Class of 2013 kickoff champion ... 2012 National Event Field Goal finalist ... 2012 Texas Nike Spring Camp champion ... 2012 National Spring Event Field Goal finalist ... 2012 National Spring Event Field Goal Last Man Standing champion ... helped team win the 2011 Texas State Championship ... helped lead football team to a state title as a junior and soccer team to a state title as a sophomore ... earned second-team all-district honors as a senior and honorable mention all-district honors as a junior ... high school team was 28-2 over his final two seasons ... member of FCA ... was active in community recycling club and mission trips.

Personal: Majoring in Engineering .. son of Judy and Tim Cummings ... has participated on a number of mission trips and reads in elementary schools.

THE COUGARS



19 • MARCUS DILLARD

DB • 5-10 • 174 • Sophomore

Duncan, S.C. (Byrnes HS)

Butler CC


Year	G-GS	UT	AT	Total	Loss	Sacks	INT	FC	FR	PBU
2013	4-0	-	1	1	-	-	-	-	-	-
Career	4-0	-	1	1	-	-	-	-	-	-

2013: Saw action in four games as a backup defensive back and member of the special teams ... had one tackle against Southern.

At Butler CC: Earned First Team All-Jayhawk League honors as a redshirt-freshman at Butler ... helped lead Butler to the NJCAA National Championship and an 11-1 record with six interceptions, including two in its title-clinching win over No. 13 Hutchinson CC ... teammate of 2013 signee Billy Cosh ... finished the 2012 season with 57 tackles, including 3.5 for loss, and six pass break ups.

High School: Helped lead Byrnes High School to back-to-back South Carolina state titles ... selected to play in the North-South All-Star game ... named All-Region his senior year.

Personal: Son of Elaine and Richard Dillard ... has worked in welding with his father ... has an older sister and brother ... lists his sister as the most influential person in his life as she paved a way for him by setting a good example of hard work in school as the family's first member to attend college.



21 • ERIC EILAND

DE • 6-2 • 236 • Sophomore-1L

Houston, Texas (Lamar HS)

Year	G-GS	UT	AT	Total	Loss	Sacks	INT	FC	FR	PBU
2012	9-0	1	9	10	1-8	1-8	1-(-2)	1	1-0	-
2013	8-7	9	10	19	2-9	1.5-8	-	-	1-62	1
Career	17-7	10	19	29	3-17	2.5-16	1-(-2)	1	2-62	1

2013: Houston's starting defensive end in seven games while playing in eight ... had his best game of the season against SMU as he finished with a career-high six tackles including one sack while returning an SMU fumble 62 yards to the Mustangs' one-yard line ... broke up one pass against Cincinnati ... also had a half-sack against BYU.

2012: Played in nine games as a member of the special teams and as a backup linebacker ... saved his best for last in the season finale against Tulane as he finished with four tackles, one sack, one forced fumble, one fumble recovery and one interception ... slid from linebacker to defensive end following the conclusion of the season.

High School: Two-sport (football and baseball) star at Lamar High School in Houston ... named to Associated Press All-State First-Team as a senior after finishing the year with eight interceptions as a defensive back.

Personal: Majoring in Kinesiology ... played four years of minor league baseball in the Toronto Blue Jays organization after originally signing with Texas A&M in 2007 ... was a second-round pick by the Blue Jay ... son of Roosevelt and Beryl Eiland.

2013 SEASON

COACHING STAFF

THE COUGARS

SEASON REVIEW

BOWL HISTORY

THE COUGARS

2013 SEASON

COACHING STAFF

THE COUGARS

SEASON REVIEW

BOWL HISTORY



96 • JEREMIAH FARLEY

DL • 6-0 • 283 • Junior-1L

Longview, Texas (Longview HS)

Year	G-GS	UT	AT	Total	Loss	Sacks	INT	FC	FR	PBU
2010	11-0	-	4	4	0.5-2	-	-	-	-	-
2011	Redshirted									
2012	5-0	2	4	6	2-7	1-6	-	-	-	-
2013	12-0	12	13	25	9-51	3-37	-	2	1-0	1
Career	28-0	14	21	35	11.5-60	4-43	-	2	1-0	1

2013: Played in all 12 games as a backup defensive tackle ... finished third on the team and led all defensive linemen with nine tackles for loss ... tied for the team lead with two forced fumbles ... forced fumbles against Temple and UCF ... also recovered a pivotal fourth-quarter fumble vs. USF ... had sacks against Temple, UCF and Cincinnati ... had a career-high four tackles vs. Memphis ... career-high two tackles for loss at Louisville ... had a tackle for loss in eight of 12 games ... broke up first career pass vs. SMU.

2012: Saw action in five games on the defensive line rotation ... had a career-high three tackles against UTEP ... recorded first career sack vs. UAB.

2011: Redshirted.

2010: Played in 11 games ... finished with three tackles, including an assist on a tackle for a 2-yard loss against Texas Tech ... had one tackle vs. Memphis.

High School: Two-time All-District defensive lineman at Longview High for head coach John King ... All-East Texas Honorable Mention by Longview News ... member of 2008 and 2009 Class 4A state runner-up ... helped lead team win 34-straight district games ... All-American scholar.

Personal: Full name is Jeremiah Xavier Farley ... son of Vernon Farley Jr. and Stephanie Willis ... majoring in Organizational Leadership and Supervision.



35 • KENNETH FARROW

RB • 5-11 • 216 • Sophomore-1L

Hurst, Texas (L.D. Bell HS)

Year	G-GS	Rushing	Avg.	TD	Lg	Rec.	Yards	TD	Lg
2012	12-3	86-466	5.4	2	48	20	165	1	35
2013	10-10	95-486	5.1	5	40	24	113	1	22
Career	22-13	181-952	5.3	7	48	44	278	2	35

2013: Houston's starting running back in 10 of 12 games ... missed games against Rice and UTSA early in the year with a lower leg injury ... led the team with an average rush of 5.1 yards per carry ... second on the team with 486 yards and five touchdowns off 95 carries ... added 24 receptions for 113 yards and one touchdown ... rushed for a career-best two touchdowns against Memphis ... also converted a two-point conversion in the win over the Tigers ... opened the season with a career-best 97 yards vs. Southern ... had a career-high five receptions vs. USF and Louisville ... first career game with a rushing and receiving touchdown came vs. USF ... had multiple receptions in seven of his 10 games ... also had two tackles on the kickoff cover team against Southern and USF ... named the program's Tom Wilson Weight Room Off-Season MVP.

2012: A backup running back ... played in all 12 games with three starts against UTEP, Tulsa and Tulane ... finished second on the team with 466 rushing yards on 86 attempts, an average of 5.4 yards per carry ... had rushing touchdowns in back-to-back games against North Texas and UAB ... was second among running backs on the team with 20 receptions for 165 yards and a TD ... pulled in a 20-yard TD reception at East Carolina ... also had three kick returns for 128 yards including the team's long of the year, 61 yards at Marshall ... had nine special teams tackles.

2011: Redshirted.

High School: Three-star recruit by Rivals.com ... three-star recruit by Scout.com ... Super Prep All-Southwest ... PrepStar All-Region ... accounted for 1,233 yards of total offense and 17 touchdowns in eight games as a senior at running back ... had 622 yards rushing and six touchdowns as a junior ... topped the 1,000-yard rushing mark with 1,384 and 16 touchdowns as a sophomore in 2008 ... high school coach was Gary Olivo ... chose Houston over Colorado, Iowa, Tulsa and Utah.

Personal: Full given name is Kenneth Michael Farrow ... son of Sunny Borens and Jerome Farrow ... one of six children ... majoring in Communications.

THE COUGARS



63 • KEVIN FORSCH
OL • 6-3 • 307 • Senior-3L
Tomball, Texas (Klein Oak HS)

2013: Started all 12 games at right guard for Houston ... named a candidate for the National Football Foundation Scholar-Athlete Award and a semifinalist for the William V. Campbell Trophy ... received the program's President's Academic Excellence Award ... played a total of 908 snaps with 31 knockdown blocks ... part of an offensive line that ranked third in The American Athletic Conference with 25 sacks given up ... team ranked second in the league with an average of 33.9 points per game.

2012: Played in 11 games with five starts at center ... helped pave the way in five 100-yard rushing games from Houston running backs ... was a member of an offensive line that gave up just 18 sacks, a number that ranked second in Conference USA ... team ranked 15th nationally in total offense.


2011: Starting right guard in all-14 games, blocking for the nation's top offense ... key figure on an offensive line that helped UH lead the country in passing yardage (450.1) and total offense (599.1) ... also led America in scoring offense (49.3) ... offensive line allowed just 1.3 sacks per game ... earned Honorable Mention All-Conference USA honors.

2010: Played in 11 games, primarily on special teams ... had a tackle vs. UCLA.

2009: Redshirted.

High School: Ranked No. 109 offensive guard by Scout.com ... named First Team All-District ... selected as the Klein Oak High Most Valuable Offensive Lineman ... named to the *Houston Chronicle* and VYPE All-Greater Houston team ... also selected to the All-State squad by the Texas Sports Writers Association ... grabbed All-District and All-State Academic accolades ... helped lead team to a the 5A state quarterfinals with a 10-2 record as a senior.

Personal: Full name is Kevin John Forsch ... son of Kent and Genevieve Forsch ... received his bachelor's degree in Business.



30 • EARL FOSTER
DB • 6-1 • 192 • Sophomore-1L
Houston, Texas (Lamar HS)

Year	G-GS	UT	AT	Total	Loss	Sacks	INT	FC	FR	PBU
2012	12-0	1	1	2	0.5-2	-	-	-	-	-
2013	12-0	16	4	20	-	-	-	-	1-0	-
Career	24-0	17	5	22	0.5-2	-	-	-	1-0	-

2013: Played in all 12 games as a backup safety and on special teams ... was second on the team with eight special teams tackles ... led the team with four tackles on the punt team ... recovered a Southern fumble on a punt return that set up a Houston touchdown ... had a career-high three tackles against Rice, BYU and Rutgers.

2012: Saw action in all 12 games as a reserve defensive back and special teams contributor ... had tackles against East Carolina and Tulane ... assisted on a tackle for a loss at East Carolina.

2011: Redshirted.

High School: Three-star recruit by Rivals.com ... three-star recruit by Scout.com ... helped lead team to the playoffs in 2010 ... Super Prep All-Southwest ... PrepStar All-Region ... named to the *Houston Chronicle's* All-Greater Houston Second-Team ... had six interceptions and 103 tackles as a senior ... posted three interceptions as a junior ... started as a sophomore ... high school coach was Tom Nolen ... Chose UH over Oregon State ... member of Lamar High School Student Council.

Personal: Son of Hubert Earl Foster ... majoring in Sociology.

2013 SEASON

COACHING STAFF

THE COUGARS

SEASON REVIEW

BOWL HISTORY

THE COUGARS

2013 SEASON

COACHING STAFF

THE COUGARS

SEASON REVIEW

BOWL HISTORY



53 • NOLAN FRESE

LS • 6-2 • 230 • Sophomore
Roanoke, Texas (Keller HS)

2013: Houston's starting long snapper ... did not have a bad snap all season ... also had two tackles on punt coverage ... tackles came against Rutgers and Cincinnati.

2012: Backup long snapper to Brandon Hartson.

2011: Redshirted.

High School: Ranked by Chris Sailer Kicking as the No. 1 long snapper in the state of Texas in 2010 and the No. 7 long snapper in the nation ... high school coach was Kevin Atkinson ... two-year varsity lacrosse team captain ... lacrosse team won the 2009 state championship ... three-year Defensive MVP.

Personal: Son of Kami and Mike Frese ... grandfather was a running back at the University of Minnesota ... majoring in Business.



67 • HANK GRANDA

OL • 6-2 • 282 • RS-Freshman
Houston, Texas (St. Pius X HS)

2013: Provided depth on offensive line but did not see any playing time.

2012: Redshirted.

High School: Played center at St. Pius X in Houston ... 2010 TAPPS All-State Honorable Mention ... 2010 First Team All District ... coached by Jason Kimball.

Personal: Majoring in Technology.

THE COUGARS



3 • DEONTAY GREENBERRY

WR • 6-3 • 198 • Sophomore-1L

Fresno, Calif. (Washington Union HS)



56 • VINCENT HALL

DE • 6-2 • 232 • Junior

Missouri City, Texas (Elkins HS)

Lane College

Year	G-GS	Rec	Yds	Avg	TD	Long
2012	12-11	47	569	12.1	3	61 vs. Tulane
2013	11-9	76	1,106	14.6	10	83 vs. Rutgers
Career	23-20	123	1,675	13.6	13	83 vs. Rutgers

Year	G-GS	UT	AT	Total	Loss	Sacks	INT	FC	FR	PBU
2013	3-0	-	-	-	-	-	-	-	-	-
Career	3-0	-	-	-	-	-	-	-	-	-

2013: Named to The American Athletic Conference's first team ... Houston's leading receiver on the year with 76 receptions for 1,106 yards and 10 touchdowns ... named the team's Andre Ware Offensive MVP ... second in The American with 10 receiving touchdowns ... became the 17th player in Houston history to hit the 1,000-yard receiving mark in a season ... currently ranks 11th on the UH single-season receiving yards chart ... second in The American with five games of at least 100 yards of receiving ... averages 6.9 receptions and 100.5 receiving yards per game ... had touchdowns in seven of 11 games he played in with multiple touchdowns in two games ... pulled in at least six receptions in eight games ... 18 of his receptions went for 20 yards or longer ... had a career-high three receiving touchdowns to go along with a career-best 168 receiving yards against Rutgers including a career-long 83-yard TD reception ... had a career-high 14 receptions for 165 yards at Temple to earn The American's Offensive Player of the Week honor ... the game started a three-game streak with at least 146 yards receiving as he had six receptions for 146 yards vs. Rice and nine for 149 yards at UTSA ... had 11 receptions for 68 yards and two touchdowns against BYU.

2012: Named to the Conference USA All-Freshman team ... led all freshmen in the league with 47 receptions for 569 yards ... had three receiving touchdowns on the year, a number that trailed just teammate Larry McDuffey ... had at least five receptions in six games ... pulled in touchdowns against Louisiana Tech, UTEP and Marshall ... had season-best 97 yards receiving against Tulane ... was third on the team with 11 plays of at least 20 yards or longer.

High School: Five-star recruit ... the first Scout.com "five-star" player to select the University of Houston in school history ... ranked the No. 7 wide receiver nationally and the No. 46 player overall by Scout.com ... five-star recruit, the No. 17 overall player in America and the No. 3 wide receiver by 247sports.com ... participant in the Semper Fidelis All-American Bowl ... caught 109 passes and produced state-record totals of 2,165 yards and 33 touchdowns in 14 games at Washington Union High School in Fresno, Calif. ... led the Panthers to a California Division III State Championship with a 14-0 overall record ... First Team All-State selection and the MaxPreps.com California Division III Player of the Year in 2011 ... member of the ESPN Under Armour Top 150 ... ESPN-Cal-Hi Sports "Mr. Football" in 2011.

Personal: Undecided on a major ... son of Shontel ... has one older brother and two younger sisters ... volunteers with the Boys and Girls Club.

2013: Played in three games on special teams.

At Lane College: Had 19 tackles in 10 games with five starts in 2011 ... had two sacks for a loss of 17 yards.

Personal: Majoring in Health.

2013 SEASON

COACHING STAFF

THE COUGARS

SEASON REVIEW

BOWL HISTORY

THE COUGARS

2013 SEASON

COACHING STAFF

THE COUGARS

SEASON REVIEW

BOWL HISTORY



74 • ROWDY HARPER

OL • 6-6 • 295 • Junior-2L

Broken Arrow, Okla. (Broken Arrow HS)



46 • TREVOR HARRIS

DE • 6-5 • 233 • Junior

Mount Dora, Fla. (Mount Dora HS)

ASA College

2013: Started all 12 games ... started the season opener at left guard before moving to left tackle for the next three games ... moved back to left guard for the next seven games before starting at right tackle against SMU ... played a total of 847 snaps with 31 knockdown blocks ... part of an offensive line that ranked third in The American Athletic Conference with 25 sacks given up ... team ranked second in the league with an average of 33.9 points per game.

2012: Started all 12 games at left tackle ... helped pave the way in five 100-yard rushing games from Houston running backs ... was a member of an offensive line that gave up just 18 sacks, a number that ranked second in Conference USA ... team ranked 15th nationally in total offense.

2011: Freshman All-America ... earned All-Freshman All-Conference USA honors ... starting right tackle in all-14 games last season, blocking for the nation's top offense ... key figure on an offensive line that helped UH lead the country in passing yardage (450.1) and total offense (599.1) ... also led America in scoring offense (49.3) ... offensive line allowed just 1.3 sacks per game.

2010: Redshirted.

High School: Three-year letterman for head coach Ron Lancaster at Broken Arrow High ... helped lead team to state semifinals as a senior in 2009 ... three-star recruit by ESPN ... No. 54 offensive tackle by ESPN ... named All-Metro and First-Team All-District... competed in the Jim Thorpe Game ... selected Second-Team All-State by *The Oklahoman* ... honored as school's October Student of the Month.

Personal: Son of Pat Harper and Ingrid Harper ... majoring in Kinesiology ... married the former Katie Walters in May of 2013 and has a son, Jax.

Year	G-GS	UT	AT	Total	Loss	Sacks	INT	FC	FR	PBU
2013	12-9	20	27	47	7.5-22	2.5-14	-	1	-	-
Career	12-9	20	27	47	7.5-22	2.5-14	-	1	-	-

2013: Became a vital part of the Houston defense in first season on campus ... played in all 12 games with nine starts ... led the defensive line with 47 tackles ... had a season-best nine tackles against Rice ... forced a fumble in the season-opening win over Southern ... had a sack vs. Memphis and half sacks against Temple, BYU and SMU ... blocked an extra point attempt vs. Southern.

At ASA College: Competed two seasons at ASA College, helping the Avengers to a 9-1 record and a berth at the Carrier Dome Bowl as a sophomore ... originally went to ASA as a wide receiver but made the change to defensive end ... played on a defense that posted four shutouts and held the opposition to just 140.6 yards per contest.

High School: Played first year of football as a senior at Mount Dora High School... played as both a receiver and defensive end, recording 26 receptions for 500 yards to go with 50 tackles and an interception.


Personal: Majoring in Psychology ... cousin of NFL Hall of Famer Warren Sapp ... one of 10 siblings ... hopes to work in the criminal psychology field in the future.

THE COUGARS



43 • JUSTIN HICKS

RB • 5-6 • 191 • Sophomore
Channelview, Texas (Channelview HS)



48 • ANDREW HOGAN

LB • 6-0 • 215 • Sophomore
Keller, Texas (Keller HS)

Year	G-GS	Rushing	Avg.	TD	Lg	Rec.	Yards	TD	Lg
2012	0-0	-	-	-	-	-	-	-	-
2013	9-0	21-95	4.5	2	15	1	8	-	8
Career	9-0	21-95	4.5	2	15	1	8	-	8

2013: Saw action in nine games as a backup running back ... finished fourth on the team with 95 yards and two touchdowns on 21 rushing attempts ... scored first career touchdown with a 1-yard dive against Southern as he finished with career bests in rushing attempts (10) and yards (59) ... pulled in first career reception for eight yards at Temple ... scored second career touchdown at UTSA with a career-long 15-yard run.

2012: Received the Offensive Scout Team MVP award.

2011: Redshirted.

High School: Competed at Channelview High School ... named one of Channelview's top high school athletes his senior season.

Personal: Majoring in Technology ... wants to become an electrical engineer ... son of Daniel and Chante Hicks.

Year	G-GS	UT	AT	Total	Loss	Sacks	INT	FC	FR	PBU
2012	0-0	-	-	-	-	-	-	-	-	-
2013	0-0	-	-	-	-	-	-	-	-	-
Career	0-0	-	-	-	-	-	-	-	-	-

2013: Sat out the season recovering from a broken leg suffered in the 2013 spring game.

2012: A member of the Houston team ... did not see any game action.

2011: Redshirted.

High School: Recorded 113 tackles, two sacks and four forced fumbles as a senior ... helped lead team to the playoffs in 2009 ... had 142 tackles, four sacks and two interceptions as a junior ... posted 63 stops and six sacks as a sophomore.

Personal: Son of Jan and Patrick Hogan ... brother, Matt, was Houston's starting kicker from 2009-12 ... majoring in Health.

2013 SEASON

COACHING STAFF

THE COUGARS

SEASON REVIEW

BOWL HISTORY

THE COUGARS

2013 SEASON

COACHING STAFF

THE COUGARS

SEASON REVIEW

BOWL HISTORY



34 • RANDALL HOLLIMON

RB • 6-0 • 212 • Junior

Houston, Texas (Clear Lake HS)

Year	G-GS	Rushing	Avg.	TD	Lg	Rec.	Avg.	TD	Lg
2011	6-0	9-38	4.2	-	6	-	-	-	-
2012	5-0	-	-	-	-	-	-	-	-
2013	4-0	4-24	6.0	-	12	-	-	-	-
Career	15-0	13-62	4.4	-	12	-	-	-	-

2013: Saw action in four games as a backup running back and special teams contributor ... had career highs against Southern in rushing attempts (4) and yards (24) including a career-long 12-yard run.

2012: Played in five games as a member of the special teams ... had tackles against Texas State and Louisiana Tech.

2011: Reserve running back that carried nine times for 38 yards ... rushed four times for a career high 20 yards vs. Georgia State ... had three carries at Tulane for 12 yards ... also made a tackle on special teams at Tulane.

2010: Redshirted.

High School: Rushed for 564 yards and four touchdowns on 68 carries as a senior ... had 605 yards and six touchdowns on 79 rushing attempts his junior year.

Personal: Majoring in Communications.



14 • JARRETT IRVING

DB • 5-10 • 191 • RS-Freshman

Spring, Texas (Dekaney HS)

Year	G-GS	UT	AT	Total	Loss	Sacks	INT	FC	FR	PBU
2012										
2013	4-0	1	1	2	-	-	-	-	-	-
Career	4-0	1	1	2	-	-	-	-	-	-

2013: Played in four games as a backup defensive back and special teams contributor ... also the team's backup holder ... had one tackle each against Southern and UCF.

2012: Redshirted ... named the Defensive Scout Team MVP.

High School: First Team All-State regardless of classification by Dave Campbell's Texas Magazine ... one of just 50 players nationally selected to play for Team USA in the 2012 International Bowl ... Most Valuable Player of the 2011 Class 5A State Championship Game after recording two interceptions, returning one 61 yards ... led Dekaney to a 14-2 record and that state crown ... finished the season with nine interceptions and led Dekaney to its first-ever state title ... played for head coach Willie Amendola at Dekaney ... ranked a three-star player by both Rivals.com and Scout.com ... saw time at quarterback as a junior and threw for 413 yards and three scores, while rushing for 521 yards and six TDs ... also a standout baseball player that earned First Team District 13-5A honors as an outfielder.

Personal: Undecided on a major ... son of Sharon and Earl Chapman ... lists his mother Sharon as the most influential person in his life ... chose the number 14 to honor his late cousin who wore 11 and late neighbor who wore 40.

THE COUGARS

2013 SEASON

COACHING STAFF

THE COUGARS

SEASON REVIEW

BOWL HISTORY



17 • CHAUNTEZ JACKSON

DE • 6-4 • 254 • Freshman

Inglewood, Calif. (Inglewood HS)

Year	G-GS	UT	AT	Total	Loss	Sacks	INT	FC	FR	PBU
2013	9-0	-	-	-	-	-	-	-	-	-
Career	9-0	-	-	-	-	-	-	-	-	-

2013: Played in nine games as a backup defensive end ... also saw time as tight end earlier in the season.

High School: Three-star recruit by ESPN, Rivals, Scout and 247Sports ... No. 37 defensive end nationally by Scout ... No. 45 defensive end nationally by Rivals ... No. 47 defensive end nationally by 247Sports ... No. 72 player in the state of California by Rivals ... No. 70 defensive end nationally by ESPN ... selected to play in the 2013 West Coast Bowl.

Personal: Undecided on a major ... son of Mariah Robinson and the late Chauntez Jackson ... step-father is Greg Harris.



22 • RYAN JACKSON

RB • 5-10 • 183 • Sophomore-1L

Angleton, Texas (Angleton HS)

Year	G-GS	Rushing	Avg.	TD	Lg	Rec.	Yards	TD	Lg
2012	11-1	59-252	4.3	3	72	13	102	1	26
2013	12-2	137-655	4.8	6	37	25	270	2	44
Career	23-3	196-907	4.6	9	72	38	372	3	44

2013: Running back shared backfield duties with Kenneth Farrow throughout the year ... played in all 12 games with starts against Rice and UTSA ... led the team with 655 rushing yards and six touchdowns on 137 attempts ... fourth on the team with 25 receptions for 270 yards and two touchdowns ... third on the team in scoring with 48 points off his eight touchdowns ... seventh in The American Athletic Conference with an average of 54.6 rushing yards per game ... opened the season with back-to-back 100-yard games against Southern (120) and Temple (109) ... had touchdowns in eight of 12 games including rushing TDs in seven of 12 ... had multiple TDs vs. Southern (2) and Rice (2) ... had a career-high four receptions in back-to-back games against Rice and UTSA ... had a career-high 57 receiving yards vs. Rice ... pulled in a career-long 44-yard reception vs. Memphis ... had multiple receptions in seven games.

2012: A backup running back played in 11 games with one start at UCLA ... finished third on the team with 252 rushing yards on 59 carries ... had three rushing touchdowns on the year, two against Tulane and one vs. UAB ... also had 13 receptions for 102 yards and one touchdown against Tulsa ... led the team with 14 kickoff returns for 304 yards including a long of 59 yards at Marshall.

High School: A three-star prospect by both Rivals.com and Scout.com ... named a Class 4A All-State selection as a senior and District MVP ... rushed for 1,703 yards to win the district's rushing crown in the regular season ... averaged nearly 10 yards per rush ... also finished with 23 rushing touchdowns ... fueled an offense that averaged nearly 45 points and 425 yards a game ... made 23 receptions for 384 yards and six TDs as a senior ... also contributed on kickoff returns and averaged 57 yards on six returns (one score) ... played for Head Coach Ryan Roark and went a perfect 14-0 en route to the District 23-4A crown and advanced to regional finals before suffering their lone loss of the year ... rushed for 1,315 yards and 12 touchdowns as a junior on just 187 carries ... named All-District as a junior and was a part of the All-Greater Houston squad ... also participated in track ... ran a personal best 10.3 in the 100 meters.

Personal: Son of Stacy and Ryan Jackson Sr. ... interested in studying Kinesiology at UH and would like to coach once done with his playing career ... has two brothers ... undecided on a major.

THE COUGARS

2013 SEASON

COACHING STAFF

THE COUGARS

SEASON REVIEW

BOWL HISTORY



3 • WILLIAM JACKSON

CB • 6-1 • 175 • Sophomore

Houston, Texas (Wheatley HS)


Trinity Valley CC

Year	G-GS	UT	AT	Total	Loss	Sacks	INT	FC	FR	PBU
2013	12-4	27	8	35	-	-	1-96	1	-	6
Career	12-4	27	8	35	-	-	1-96	1	-	6

2013: Part of Houston's cornerback group ... played in all 12 games with four starts in the second half of the season ... second on the team with six pass breakups ... had a career-high six tackles at UTSA and also returned his lone interception of the year 96 yards for a touchdown and forced a fumble that was recovered by Houston in the same game ... named The American Athletic Conference's Defensive Player of the Week following his performance at UTSA ... had a career-best two breakups vs. Cincinnati.

High School: A two-time All-District 22-4A selection on both sides of the football at Wheatley, including twice being named a First Team selection at defensive back ... recorded 20 receptions for 357 yards and four touchdowns as a senior while averaging nearly 18 yards per catch for head coach Cornelius McFarland and the Wildcats ... had two interceptions despite opponents routinely throwing away from his side of the field his senior campaign ... collected 15 receptions for 269 yards and six TDs as a junior as he hauled in four interceptions to help lead Wheatley to the District 22-4A title in 2010.

Personal: Son of Vanessa Hailey ... lists riding horses as his favorite hobby.



14 • AARON JOHNSON

WR • 6-0 • 207 • Junior-2L

Longview, Texas (Longview HS)

Year	G-GS	Rec	Yds	Avg	TD	Long
2010	5-0	-	-	-	-	-
2011			Redshirted			
2012	1-0	-	-	-	-	-
2013	12-4	11	95	8.6	1	20 vs. USF
Career	18-4	11	95	8.6	1	20 vs. USF

2013: Played in all 12 games with four starts in the second half of the season ... had 11 receptions for 95 yards and one touchdown ... first career reception came at UTSA as he finished with two receptions for 23 yards ... pulled in first career touchdown, a 2-yard strike, at Rutgers as he finished the game with a career-high four receptions for 22 yards ... had a career-high 40 yards vs. USF, bolstered by a career-long 20-yard reception ... all receptions came in a total of four games with multiple catches in each game.

2012: Played in one game at Marshall ... was credited with two kickoff returns for nine yards.


2011: Redshirted.

2010: Played in five games, primarily on special teams ... recorded two tackles in the season opener against Texas State.

High School: Three-star recruit by Rivals.com at Longview High ... No. 83 athlete by Rivals.com ... named District Most Valuable Player ... District Offensive Player of the Year as a junior ... All-East Texas First-Team by *Longview News* ... selected First-Team All-State as an athlete by TheOldCoach.com ... completed 83-of-169 passes for 1,210 yards and eight touchdowns ... rushed for 1,096 yards on 130 carries for 11 touchdowns and also had 123 yards receiving ... member of 2008 and 2009 Class 4A state runner-up team ... posted 157 yards rushing in state semifinals ... was a member of the Honor Roll with distinction and graduated in the top 15 percent of his class.

Personal: Full name is Aaron Daniel Johnson ... son of Michael and Sheila Johnson ... will earn a degree in Kinesiology-Exercise Science in December.

THE COUGARS



71 • ZACH JOHNSON
OL • 6-6 • 301 • Sophomore-1L
Norman, Okla. (Norman HS)


2013: Houston's starting right tackle in the season's first 11 games ... played a total of 848 snaps with 16 knockdown blocks on the year ... part of an offensive line that ranked third in The American Athletic Conference with 25 sacks given up ... team ranked second in the league with an average of 33.9 points per game.

2012: Saw action in 12 games as a reserve offensive lineman.

2011: Redshirted.

High School: Earned All-State honors by the Oklahoma Coaches Association ... also named All-District and All-Conference as a senior ... an Oklahoma vs. Texas Oil Bowl selection ... selected to the Oklahoma All-State All-Star team on the West roster ... helped lead team to an 8-3 record in 2010 ... high school coach was Greg Nation ... Chose Houston over Missouri, Indiana, North Texas and Tulsa.

Personal: Son of Kelly and Steven Johnson, both alumni of University of Oklahoma ... mother, Kelly, played basketball at Oklahoma ... majoring in Business.



28 • CAMERON KLAPESKY
WR • 5-11 • 171 • RS-Freshman
The Woodlands, Texas (The Woodlands HS)

Year	G-GS	Rec	Yds	Avg	TD	Long
2012			Redshirted			
2013	0-0	-	-	-	-	-
Career	0-0	-	-	-	-	-

2013: Provided depth at wide receiver but did not see any playing time.

2012: Redshirted.

High School: Played for The Woodlands ... received all-district honors as a senior ... also ran track and field.

Personal: Majoring in Engineering.

2013 SEASON

COACHING STAFF

THE COUGARS

SEASON REVIEW

BOWL HISTORY

THE COUGARS


2013 SEASON

COACHING STAFF

THE COUGARS

SEASON REVIEW

BOWL HISTORY



85 • JOHN LEDAY

WR • 6-0 • 185 • Freshman

Port Arthur, Texas (Memorial HS)

Year	G-GS	Rec	Yds	Avg	TD	Long
2013	2-0	1	9	9.0	1	9 vs. Southern
Career	2-0	1	9	9.0	1	9 vs. Southern

2013: Saw action in the first two games of the season ... had a nine-yard reception for a touchdown vs. Southern.

High School: Two-star recruit by Rivals, Scout and 247Sports ... pulled in 49 receptions for 587 yards and four touchdowns his senior year ... named to the District 21-5A All-District first team ... as a junior hauled in 25 receptions for 426 yards and two touchdowns ... just the fourth player in Memorial High School history with 70 or more catches and 1,000 or more receiving yards as he finished his career with 73 receptions for 1,011 yards and six touchdowns.

Personal: Undecided on a major.



15 • RICHIE LEONE

P/K • 6-3 • 215 • Senior-3L

Roswell, Ga. (Roswell HS)

Year	G-GS	Punts	Yds.	Avg.	LG	TB	FC	I20	50+
2010	12-0	35	1,450	41.4	63	9	12	12	6
2011	14-0	51	2,097	41.1	63	5	18	15	12
2012	12-0	60	2,730	45.5	77	6	24	18	20
2013	12-0	63	2,717	43.1	65	3	29	33	14
Career	50-0	209	8,994	43.0	77	18	83	78	52

2013: Second team All-American by the Football Writers Association of America ... named a Ray Guy Award semifinalist for the third straight year ... one of two players to be named Ray Guy Award Player of the Week on two occasions ... was twice named The American Athletic Conference's Special Teams Player of the Week ... named to The American's second team ... only the third player in UH history to lead the program in punting in four straight years ... had 63 punts for an average of 43.1 yards per attempt ... ranks third nationally as 33 of his 63 punts have landed inside the 20 (52.4 percent) while pinning 14 (22.2 percent) inside the 10-yard line ... has led Houston to rank third nationally in net punting at 41.3 yards per punt ... currently ranks second on the UH career punting average list with a 43.0 average ... just three touchbacks on the year ... had 14 punts over 50 yards, including four over 60 yards ... forced opponents to call for a fair catch 29 times (46 percent) ... averaged over 44 yards a punt in seven of 12 games on the year ... also the team's kickoff specialist, sending 36 of his 73 kickoffs (49.3 percent) out for touchbacks ... averaged 63.5 yards per kickoff ... Houston's starting kicker for the first seven games of the season ... connected on all 32 of his extra point attempts and was 11-of-17 on field goals with a long of 40 yards ... named the team's Special Teams Co-MVP with Demarcus Ayers.

2012: Ray Guy Award semifinalist ... named first-team All-Conference USA ... named the team's Co-Special Teams MVP ... led Conference USA and tied a Houston single-season record with an average punt of 45.6 yards ... led the conference with 20 punts over 50 yards including four over 60 yards ... hit a career-long 77-yard punt against Louisiana Tech ... placed 18 of his 60 punts inside the 20-yard line including nine inside the 10-yard line ... just 21 punts were returned with opponents calling for 24 fair catches and just six touchbacks on the year ... also handled kickoff duties with 25 touchbacks on 71 kickoffs.

2011: Honorable Mention All-Conference USA ... semifinalist for the Ray Guy Award ... averaged 41.1 yards per punt this season and had eight games where he averaged better than 40 yards per kick during the season ... had 12 punts of 50+ yards and 15 punts caught/downed inside the 20 ... also helped the return game by having 18 punts fair caught ... had a season-long 63-yard boot at North Texas.

2010: Played in all 12 games ... handled all punting duties and kickoff duties ... drilled two punts for an average of 40.5 yards per kick and added four kickoffs for an average of 68.5 yard per kick against Texas State ... kicked five punts for an average of 44.2 yards per kick, including a long of 57 yards, at UCLA ... drilled four punts for an average of 50.5 yards, including a long of 63 yards, against Tulane ... also blasted seven kickoffs with three touchbacks against the Green Wave ... kicked off five times averaging 55.8 yards a kick against MSU ... punted twice for 80 yards, both placing the Bulldogs inside the 20 ... drilled four punts for 142 yards at SMU, landing three inside the 20-yard line ... had two punts for 41.5 yards and averaged 65.6 yards on seven kickoffs vs. UCF ... recorded three punts, including a 53-yarder, while kicking off five times against Tulsa ... averaged 43.0 yards on four punts at Southern Miss ... had five punts and five kickoffs with a touchback in the season finale at Texas Tech.

High School: No. 16 punter by Rivals.com at Roswell High ... named to the Class 5A All-Decade Team by *Georgia High School Football Daily* ... selected to the Class 5A First-Team All-State by *Atlanta Journal-Constitution* ... GACA North-South All-Star Football Classic participant ... four-year varsity player ... averaged 46.4 yards per punt as a senior and 42.3 yards per punt as a junior.

Personal: Full name is Richard John Leone III ... son of Richard Leone Jr. and Anne Leone ... majoring in Organizational Leadership and Supervision.

THE COUGARS



70 • MAC LONG
OL • 6-3 • 291 • RS-Freshman
Edna, Texas (Edna HS)

2013: Saw first action of his career in season opener against Southern with action on 10 snaps ... provided depth at tackle for the Cougars ... part of an offensive line that ranked third in The American Athletic Conference with 25 sacks given up ... team ranked second in the league with an average of 33.9 points per game.

2012: Redshirted.

High School: Four-star performer by ESPN.com and has the ability to play each position along the offensive line ... First Team All-State (all classes) by *Dave Campbell's Texas Magazine* ... First Team Class 2A All-State by the Texas Sports Writers Association ... ranked as the country's No. 12 center prospect ... three-time All-State, All-Area and All-District selection ... offensive line MVP of the National Underclassman combine as a sophomore in 2009 ... First Team All-State as a junior and senior ... played for Mike Pierce at Edna High School ... also was a thrower in track and was a regional qualifier in discus ... offensive line coach at Edna was former Cougar standout Josh Lovelady.

Personal: Son of D'Anna and Donnie Long ... member of the Edna National Honors Society and works as a community mentor ... enjoys fishing, hunting and outdoor activities ... lists his father as the most influential person in his life ... majoring in Business.



66 • AUSTIN LUNSFORD
OL • 6-1 • 278 • Junior-1L
Garrison, Texas (Garrison HS)

2013: Saw action in all 12 games as a reserve offensive lineman and a member of the team's punt team, field goal team and kickoff return team ... finished the year with 14 offensive snaps ... part of an offensive line that ranked third in The American Athletic Conference with 25 sacks given up ... team ranked second in the league with an average of 33.9 points per game.

2012: Played in all 12 games as a backup offensive lineman ... was a member of the team's jumbo package.

2011: Played in 14 games and was a regular on the UH kick-return unit ... helped UH average 22.1 yards on kick returns in 2011, including blocking for Tyron Carrier's seventh career kickoff return for a score on the game-opening kickoff vs. Rice.

2010: Redshirted.

High School: Competed for head coaches Ritchie Pinkard and Craten Phillips at Garrison High ... three-star recruit by ESPN ... No. 44 offensive guard by ESPN ... member of Top 100 in Texas by Fort Worth Star Telegram ... named Second Team All-State offensive line by Texas Sports Writers Association ... Class 2A Honorable Mention All-State Offensive Line by Associated Press sports editors ... earned All-District First-Team honors as offensive lineman and All-District Second-Team accolades as defensive lineman ... helped lead Lions to 10-3 record as a senior ... blocked nine PATs in 10 games as a junior ... All-State Honorable Mention as a junior by LoneStarGridiron.com ... finished sixth at the state track meet in the discus.

Personal: Full name is Austin Brady Lunsford... son of Darrell and Leasa Lunsford ... graduates in December with a degree in Sociology ... has accepted a job with the Texas Department of Public Safety in the Highway Patrol division and will not return to the team in 2014.

2013 SEASON

COACHING STAFF

THE COUGARS

SEASON REVIEW

BOWL HISTORY

THE COUGARS

2013 SEASON

COACHING STAFF

THE COUGARS

SEASON REVIEW

BOWL HISTORY



94 • CAMERON MALVEAUX
 DE • 6-6 • 252 • RS-Freshman
 Beaumont, Texas (Hamshire Fannett HS)



95 • TOMME MARK
 DT • 6-3 • 288 • Sophomore-1L
 Lufkin, Texas (Lufkin HS)

Year	G-GS	UT	AT	Total	Loss	Sacks	INT	FC	FR	PBU
2012					Redshirted					
2013	11-0	3	8	11	-	-	-	-	1-0	-
Career	11-0	3	8	11	-	-	-	-	1-0	-

Year	G-GS	UT	AT	Total	Loss	Sacks	INT	FC	FR	PBU
2012	10-1	2	12	14	0.5-0	-	-	-	1-0	1
2013	12-12	6	17	23	1.5-5	0.5-3	1-11	-	-	-
Career	22-13	8	29	37	2-5	0.5-3	1-11	-	1-0	1

2013: Played in 11 games as a reserve defensive end ... finished the year with 11 tackles ... had a career-high four tackles against both Southern and Rutgers ... recovered a fumble against UCF.

2012: Redshirted.

High School: Developing defensive end prospect that has excellent measurables with his 6-foot-6 frame ... played defensive end and tight end ... had 272 receiving yards and three touchdowns as a senior ... added 74 tackles along the defensive line ... also threw discus and shot put in track ... First Team All-District selection on both the gridiron and on the hardwood ... received the Longhorn Pride Award from his high school ... won his school's top defensive lineman award ... was his school's top defender in basketball as well ... MVP of the Bill Tennison Memorial Tournament, scoring 20 points and grabbing 11 rebounds in the championship game ... selected as the MVP of the 2011 Orangefield Basketball Tournament ... won the Hamshire-Fannett Outstanding Student-Athlete Award ... member of the HFHS Student Council and Chess Club ... played for head coach Don Price at Hamshire Fannett.

Personal: Majoring in Supply Chain Logistics and Technology ... son of Dennis and Cheryl Malveaux ... uncle, Felman Malveaux Jr., played for the Washington Redskins in 1997 and 1998 and the Tampa Bay Buccaneers in 1999.

2013: Starting at defensive tackle in all 12 games ... had his first career tackle for loss, a half-sack, against BYU ... also had a tackle for loss against Louisville ... intercepted a pass vs. Southern and returned it for a gain of 11 yards.

2012: Saw action in 10 games with one start against UAB as a member of the team's defensive tackle rotation ... had a career-best six tackles against UTEP ... had a half-tackle for loss against Louisiana Tech ... recovered a fumble vs. UTEP ... broke up one pass against Louisiana Tech.

High School: Three-star performer by both Rivals.com and Scout.com ... First Team All-State selection by the Texas Sports Writers ... ranked the country's No. 42 defensive tackle prospect ... District 14-5A Co-Defensive Player of the Year ... registered 53 tackles, 17 tackles for loss, seven sacks and a fumble recovery as a senior ... had 67 stops and 14 tackles for loss as a junior ... named First Team All-State in Texas by Rivals.com's TheOldCoach.com ... First Team All-Area as a senior for head coach John Outlaw ... also a member of the Lufkin basketball and track and field squads.

Personal: Son of Deborah and Terry Mark ... lists his older brother as the biggest influence in his life ... also enjoys playing basketball and was a thrower in track & field ... was a member of student council ... undecided on a major.

THE COUGARS



18 • CASEY MARTIN

WR • 5-9 • 175 • Sophomore-1L
Huffman, Texas (Huffman HS)

Year	G-GS	Rec	Yds	Avg	TD	Long
2012	3-0	4	20	5.0	-	7 vs. UAB
2013	0-0	-	-	-	-	-
Career	3-0	4	20	5.0	-	7 vs. UAB


2013: Provided depth at wide receiver but did not see any game action.

2012: Played in three games as a reserve wide receiver ... had three receptions for 13 yards at UCLA ... also pulled in a catch for seven yards against UAB.

2011: Redshirted.

High School: Three-year varsity letterwinner, helping to lead his team to the district championship in 2010 ... recorded 151 receptions and 2,390 career yards, along with 29 touchdowns ... also had 1,600 career rushing yards and 11 touchdowns on the ground ... school's all-time leader in receiving ... ranked No. 14 all-time in Texas' 3A for receptions ... three-time all-district performer ... District Special Teams Player of the Year ... also played basketball.

Personal: Full name is Casey David Martin ... son of Robin and David Martin ... majoring in Kinesiology.



40 • SAM MARTIN

P • 6-1 • 185 • Sophomore
Texas City, Texas (Texas City HS)

Year	G-GS	Punts	Yds.	Avg.	LG	TB	FC	I20	50+
2012	3-0	-	-	-	-	-	-	-	-
2013	0-0	-	-	-	-	-	-	-	-
Career	3-0	-	-	-	-	-	-	-	-

2013: Did not see any game action.

2012: Saw action in three games as a backup punter and kickoff specialist ... had four kickoffs on the year for an average of 56.0 yards per kick and one touchback ... did not attempt a punt on the year.

2011: Redshirted.

High School: Played in the THSCA All-Star Football Classic ... landed three punts inside the three yard-line as a senior ... earned second-team all-district honors ... Ranked No. 18 nationally by Kohls Kicking ... three-year letterwinner ... special teams player of the year in 2009 ... high school coach was Tim Finn.

Personal: Full name is Sam Keith Martin ... son of Kim and Sam Martin ... majoring in Business.

2013 SEASON

COACHING STAFF

THE COUGARS

SEASON REVIEW

BOWL HISTORY

THE COUGARS

2013 SEASON

COACHING STAFF

THE COUGARS

SEASON REVIEW

BOWL HISTORY



49 • DERRICK MATHEWS

LB • 6-0 • 210 • Junior-2L

Houston, Texas (North Shore HS)

Year	G-GS	UT	AT	Total	Loss	Sacks	INT	FC	FR	PBU
2011	14-14	55	51	106	10-25	1-8	3-27	2	-	3
2012	12-12	46	80	126	17-63	6-46	-	2	-	5
2013	12-12	71	39	110	12-63	7-53	1-29	2	2-0	4
Career	38-38	172	170	342	39-151	14-107	4-56	6	2-0	12


2013: Houston's second-leading tackler with 110 stops ... eclipsed the century mark for tackles for the third consecutive year ... led all linebackers in The American Athletic Conference and the Houston team with seven sacks ... was second on the team and third among linebackers in The American with 12 tackles for loss ... tied for the team lead with two forced fumbles ... shared the team's Wilson Whitley Defensive MVP honor with Trevon Stewart ... recovered two fumbles in win over Memphis ... had one interception on the year, and returned it 29 yards for a touchdown vs. BYU ... named The American's Defensive Player of the Week for his performance against BYU as he added 12 tackles, four of which were for loss, and three sacks to go along with his interception returned for a TD ... hit double-digit tackles in four games with a season-high of 13 at Temple ... also broke up four passes on the year ... leads all non-seniors nationally with his 342 tackles ... is just three tackles away from breaking into the top 10 of the Houston career tackles chart ... his 170 career assisted tackles rank seventh in UH history ... his 39 career tackles for loss rank eighth in UH history ... his six career forced fumbles rank sixth in Houston history.

2012: Named honorable mention All-Conference USA ... starting weakside linebacker in all 12 games ... finished third in Conference USA and 20th nationally with 17 tackles for loss ... was fourth in the league and 12th nationally with 126 tackles ... eighth in Conference USA with six sacks ... had eight games with at least 10 tackles ... also forced two fumbles, broke up five passes and recorded nine quarterback hurries ... had a career-high 16 tackles against East Carolina ... posted a career-high 4.5 tackles for loss with two sacks vs. Texas State ... also had sacks against UCLA, UAB, UTEP and Marshall ... broke up a career-high two passes against UAB and Tulane ... forced fumble vs. UTEP and East Carolina.

2011: One of the country's top tacklers as a freshman ... 2011 Conference USA All-Freshman Team and a Freshman All-America pick by *College Football News* ... finished second among all C-USA freshmen in total tackles ... actually led all freshmen with three INTs ... started all 14 games at linebacker ... topped the century mark for stops as a true freshman, ranking second on the club with 106 tackles, including 55 solo stops ... athletic linebacker that ranked second on the team with three interceptions and was third with 10 tackles-for-loss and two forced fumbles ... topped double figures in tackles twice, including a career-high 16 stops against Louisiana Tech ... had 12 stops in the win against Rice ... enjoyed games with back-to-back interceptions vs. East Carolina and Marshall and returned a pick 20 yards for a TD vs. the Thundering Herd ... added a third INT at Tulsa ... had nine tackles and a tackle-for-loss against Penn State in the 2012 TicketCity Bowl victory ... had seven solo tackles at Tulane ... recorded nine stops and his first career sack against Georgia State.

High School: Three-star recruit by Rivals.com ... three-star recruit by Scout.com ... Second-Team All-State by the Associated Press ... *Houston Chronicle* Defensive Player of the Year in 2010 ... recorded 155 tackles, 11 tackles for loss and seven sacks as a senior ... PrepStar All-Region ... named to the *Houston Chronicle's* 2010 All-Greater Houston first team ... helped North Shore High to the third round of the 2010 playoffs ... rated the No. 74 linebacker nationally by Rivals.com ... Touchdown Club of Houston Defensive Player of the Year Finalist ... earned first-team all-district honors as a sophomore and senior and second-team accolades as a junior ... helped lead North Shore to 28 wins in three years on varsity ... high school coach was David Aymand ... also earned two letters in basketball ... made high school honor roll.

Personal: Full name is Derrick Jama'l Mathews ... son of Derrick Mathews, Sr., and Sheena Osbey ... majoring in Kinesiology.



88 • XAVIER MAXWELL

WR • 6-1 • 180 • Senior-1L

Humble, Texas (Humble HS)

Blinn CC

Year	G-GS	Rec	Yds	Avg	TD	Long
2012	8-5	10	179	17.9	2	58 vs. Marshall
2013	12-10	28	405	14.5	4	69 vs. BYU
Career	20-15	38	584	15.4	6	69 vs. BYU

2013: Houston's third-leading receiver ... started in 10 games while playing all 12 ... totaled 28 receptions for 405 yards and four touchdowns ... had a career-high eight receptions for 75 yards at Temple ... eclipsed the century mark with a career-high 136 receiving yards including a career-long 69-yard touchdown pass vs. BYU ... two of his three receptions at UTSA resulted in touchdowns ... also had a touchdown reception vs. USF ... had multiple receptions in six games.

2012: Played in eight games with five starts ... finished with 10 receptions for 179 yards and two touchdowns ... had the highest average reception (17.9) among receivers with at least 10 catches on the season ... both TDs came at Marshall and totaled 62 yards ... had a season-best four receptions vs. Tulsa.

At Blinn CC: Played in nine games for the Buccaneers and made 24 grabs for 630 yards and six scores ... helped the club to a Top 10 national ranking ... led the team in receiving touchdowns (6), receiving yardage (630) and yards per catch (26.3) ... caught 16 passes for 398 yards and two scores as a freshman ... averaged 24.9 yards per reception as a freshman, which led the club ... ranked second on the squad in receiving yardage and second with those two TD grabs.

High School: Had a great senior season for Humble High School, making 39 catches for 549 yards and nine scores ... led Walt Beasley's club in all three categories ... also saw time on defense as a defensive back and recorded three interceptions ... had three catches for 49 yards and two scores in his prep finale vs. Houston Nimitz ... had six touchdowns over his last four games to close the year ... earned First Team All-District 19-5A honors as a wide out as a senior ... also a standout in basketball that garnered Second Team All-District honors on the hardwood ... played basketball four years at Humble and played baseball for three seasons.

Personal: Son of Shirley and Emery Maxwell ... would like to work in counseling or marketing after his playing career ... lists his family as the most influential people in his life ... majoring in Sociology.

THE COUGARS



92 • JOEY MBU
 DT • 6-2 • 312 • Junior-2L
 Richmond, Texas (Foster HS)

Year	G-GS	UT	AT	Total	Loss	Sacks	INT	FC	FR	PBU
2011	12-0	1	3	4	1-2	-	-	-	-	-
2012	12-8	7	20	27	1.5-3	1-3	1-8	-	-	1
2013	12-12	11	16	27	3.5-12	0.5-3	-	-	-	3
Career	36-20	19	39	58	6-17	1.5-6	1-8	-	-	4

2013: Starting defensive tackle in all 12 games ... led all defensive tackles with 27 stops for the second straight year ... had multiple tackles in 10 games ... season-best four stops at UTSA ... had tackles for loss against Rice, Memphis, UCF and Louisville, including a half-sack vs. the Cardinals ... broke up three passes on the year.

2012: Started eight games at defensive tackle while playing in all 12 ... led all defensive tackles with 27 tackles ... had a career-high five stops vs. ECU ... picked up second career sack at UCLA ... made first career interception against SMU ... also broke up a pass vs. the Mustangs.

2011: Developing young interior lineman that played in 12 games as a true freshman ... improved throughout his freshman campaign at taking on blockers, freeing up the UH defenders to rank among national leaders in tackles-for-loss (108) and sacks (31) ... had four total tackles, including one tackle-for-loss ... made a stop for a two-yard loss at Tulane ... had two tackles against Marshall and a fourth stop at UAB.

High School: Three-star recruit by Rivals.com ... earned First-Team All-District 23-4A honors ... received First-Team All-Area honors in both 2009 and 2010 and Second-Team accolades in 2008 ... had 67 tackles, two sacks and two blocked field goals as a senior ... PrepStar All-Region ... three-time All-District performer ... three-year starter on both the offensive and defensive lines ... high school coach was Mark Wiatrek ... helped lead team to the playoffs in both 2010 and 2009 ... also a member of the track team in discus and shot put ... won the discus district championship in 2010 and advanced to the regional championship ... chose Houston over Air Force, Arizona, Kansas State and Rice.

Personal: Son of Charles Nzams and Helen Nso ... Father, Charles, is a FIFA soccer scout ... majoring in Kinesiology.



45 • TYER MCCLOSKEY
 FB • 6-2 • 212 • Freshman
 Houston, Texas (Memorial HS)

Year	G-GS	Rushing	Avg.	TD	Lg	Rec.	Yards	TD	Lg
2013	11-1	-	-	-	-	-	-	-	-
Career	11-1	-	-	-	-	-	-	-	-

2013: Switched from linebacker to fullback in the fall of 2013 ... played in 11 games with one start at fullback against Cincinnati ... also a member of the program's punt team, punt return team and kickoff team ... had three tackles on the season, all on kickoff cover.

High School: Two-star recruit by Rivals, Scout and 247Sports ... No. 87 linebacker nationally by 247Sports ... played quarterback his final two years of high school ... named the 2012 District 19-5A Co-Offensive Most Valuable Player and earned the district first-team quarterback honor ... threw for 1,456 yards and nine touchdowns while rushing for 966 yards and 18 touchdowns as a senior ... as a junior racked up 1,110 yards rushing and 13 touchdowns along with 900 passing yards and seven TDs to earn all-district honors ... had 95 tackles, five sacks, five forced fumbles and four fumble recoveries as a sophomore linebacker ... Academic All-District honoree.

Personal: Majoring in Business ... son of Tim and Monica McCloskey ... career goal is to attend law school ... volunteers at the Fair Haven Food Bank in west Houston.

2013 SEASON

COACHING STAFF

THE COUGARS

SEASON REVIEW

BOWL HISTORY

THE COUGARS

2013 SEASON

COACHING STAFF

THE COUGARS

SEASON REVIEW

BOWL HISTORY



16 • ADRIAN MCDONALD

DB • 5-10 • 191 • Sophomore-1L
Lawton, Okla. (Eisenhower HS)


Year	G-GS	UT	AT	Total	Loss	Sacks	INT	FC	FR	PBU
2012	9-3	18	17	35	1-1	-	2-44	2	1-0	1
2013	12-12	51	40	91	1.5-6	-	5-80	-	1-0	3
Career	21-15	69	57	126	2.5-7	-	7-124	2	2-0	4

2013: Starting strong safety in all 12 games ... second in The American Athletic Conference and ranks 15th nationally with five interceptions ... racked up 80 interception return yards ... fourth on the team with 91 tackles ... hit double-digits in tackles in four games including a career-best 13 stops against BYU and SMU ... had tackles for loss in back-to-back games against UTSA and Memphis ... had a career-high two interceptions at Rutgers ... picked off a fourth-quarter pass he returned for 40 yards to seal Houston's win at Temple ... had interceptions in back-to-back games against Cincinnati and SMU to end the season ... recovered a fumble vs. Rice ... broke up passes vs. Rice, Memphis and USF.

2012: Played the final nine games of the season including three starts in the secondary ... finished the season with 35 tackles including one for a loss against East Carolina ... forced two fumbles and recovered another vs. Tulane ... picked off passes against UTEP and Marshall ... broke up one pass at Marshall.

High School: Three-star athlete by Rivals.com and has the ability to play a number of positions at the college level after starring as a dual-threat quarterback for the Eagles ... played at Lawton for Head Coach Boone Copeland ... named the District 1-6A Co-Offensive Player of the Year ... ranked the No. 34 prospect out of Oklahoma by ESPN.com ... completed 49 percent of his throws and passed for 739 yards as a senior ... added 1,274 yards on the ground with 11 TDs in the option system ... rushed for 1,042 yards and threw for 879 yards as a junior ... scored 17 total TDs that season.

Personal: Majoring in Sociology ... son of Angela Ramirez and Quinton McDonald ... has volunteered with the Salvation Army.



7 • LARRY MCDUFFEY

WR • 5-10 • 155 • Sophomore-1L
Galena Park, Texas (North Shore HS)

Year	G-GS	Rec	Yds	Avg	TD	Long
2012	9-4	28	382	13.6	4	64 vs. Texas State
2013	7-6	16	118	7.4	-	16 vs. SMU
Career	16-10	44	500	11.4	4	64 vs. Texas State

2013: Played in seven games with starts in the first six ... sixth on the team with 16 receptions for 118 yards ... had multiple receptions in five games with a season-best five catches against UTSA.

2012: Named to the Conference USA All-Freshman team ... led all freshmen in the league with four receiving touchdowns ... was second behind teammate Deontay Greenberry in receiving among freshmen with 28 receptions for 382 yards ... played in nine games with four starts ... hauled in eight receptions for 100 yards and a touchdown against Rice ... led Houston in receiving yards in three games ... also had three kickoff returns for 63 yards ... was second on the team with 12 plays of at least 20 yards or longer ... competed in the Conference USA Indoor Track & Field Championships for Houston, finishing eighth in the long jump and 12th in the triple jump.

High School: One of the country's fastest players and is a two-sport standout, also starring on the track ... three-star wide receiver prospect by ESPN.com ... First Team All-District selection after making 28 receptions for 587 yards and nine TDs as a senior ... averaged 21 yards per catch during his final season ... recorded a career-best triple jump of 47'1.75" as a junior ... clocked at the sub-4.4 range in the 40-yard dash ... member of North Shore's back-to-back state championship squad on the track ... career best of 10.5 in the 100 meters.

Personal: Undecided on a major ... son of Glenda McDuffey and Larry McCardell ... enjoys writing music in his free time ... related to former NFL receiver Keenan McCardell.



THE COUGARS



10 • ZACH MCMILLIAN
DB • 5-10 • 178 • Senior-3L
Missouri City, Texas (Dulles HS)

Year	G-GS	UT	AT	Total	Loss	Sacks	INT	FC	FR	PBU
2010	11-0	1	4	5	-	-	-	-	-	-
2011	13-13	26	18	44	1-2	-	1-0	-	-	7
2012	12-12	29	22	51	-	-	5-8	-	-	6
2013	12-11	38	15	53	-	-	4-65	1	-	6
Career	48-36	94	59	153	1-2	-	10-73	1	-	19

2013: Named The American Athletic Conference's second-team cornerback ... starting cornerback in 11 of 12 games ... only missed one start due to a targeting suspension ... third in The American and on the team with four interceptions ... had a career-best two interceptions vs. SMU ... also had picks against Temple and UTSA ... had 53 tackles on the year ... forced a fumble vs. Rice ... broke up six passes on the year against Southern, BYU, Rutgers and SMU ... tied his career best with two pass break ups vs. Rutgers and SMU.

2012: Named honorable mention All-Conference USA by the league's coaches ... received third-team All-Conference USA honors from Phil Steele ... started all 12 games at corner ... forced to step up as Houston's No. 1 corner following the season-ending injury to D.J. Hayden ... finished tied for the Conference USA lead with five interceptions including an interception in all three games that Hayden missed ... finished with six pass breakups on the season along with 51 tackles ... had a career-high 11 tackles against Louisiana Tech and Marshall.

2011: Made 13 starts in 13 games ... finished second on the team with seven passes broken up ... finished with 44 tackles and one tackle-for-loss ... added an interception against Southern Miss ... had a season high seven tackles in wins over UTEP and Marshall ... had five solo stops in the road win at North Texas ... broke up two passes against Penn State in the 2012 TicketCity Bowl ... had solo breakups in five other contests ... had three stops and a TFL against SMU.

2010: Played in all 12 games, primarily on special teams ... posted a season and career-best four tackles in the season opener vs. Texas State ... had one tackle at Memphis.

High School: Three-star recruit by Rivals.com at Dulles High ... No. 69 ranked cornerback by Rivals.com ... named First-Team All-District ... selected All-State Honorable Mention by Associated Press ... Touchdown Club of Houston Defensive Player of the Year finalist ... First-Team All-District by *Houston Chronicle* ... Second-Team All-Greater Houston by *Houston Chronicle* ... Second-Team All-District during sophomore and junior seasons ... registered 104 tackles, six tackles for a loss and three interceptions as a senior ... recorded 294 career tackles with seven interceptions, two forced fumbles and 17 pass breakups ... also participated in track relays and high jump ... Member of FCA for four years ... participated in Student Council, DECA and PALS ... Named Mr. DHS as a senior.

Personal: Full name is Zachary Glenn McMillian ... son of Audray and Lisa McMillian ... father, Audray, lettered for the Cougars from 1980-84 and played nine years in the NFL with the Houston Oilers and the Minnesota Vikings ... majoring in Organizational Leadership and Supervision.



75 • JOSH MCNEILL
DL • 6-5 • 307 • Senior-1L
Magnolia, Texas (Magnolia HS)
Blinn CC

Year	G-GS	UT	AT	Total	Loss	Sacks	INT	FC	FR	PBU
2011	14-0	-	-	-	-	-	-	-	-	-
2012	11-0	-	-	-	-	-	-	-	-	-
2013	12-0	-	-	-	-	-	-	-	-	-
Career	37-0	-	-	-	-	-	-	-	-	-

2013: Switched to defensive line in the spring of 2013 ... played in all 12 games as a member of the team's field goal unit.

2012: Saw action in 11 games a reserve offensive lineman.

2011: Reserve offensive lineman and special teams performer that helped block for the nation's top offense ... UH led the country in passing yardage (450.1) and total offense (599.1) ... also led America in scoring offense (49.3) ... offensive line allowed just 1.3 sacks per game.

Junior College: Helped lead Blinn College to an 8-3 record in 2010 ... played on an offense that ranked fifth in the NJCAA in total offense averaging 422.3 yards per game ... rushing offense posted 233.0 yards per game, which was seventh best among junior colleges ... team averaged 39.2 points per game ... redshirted the 2009 season ... chose Houston over Purdue, Baylor and Texas Tech ... the first Magnolia High School player in 10 years to receive a scholarship from a major FBS school.

Personal: Full given name is Joshua Ryal McNeill ... son of Holly and Mike McNeill ... majoring in Sociology.

2013 SEASON

COACHING STAFF

THE COUGARS

SEASON REVIEW

BOWL HISTORY

THE COUGARS

2013 SEASON

COACHING STAFF

THE COUGARS

SEASON REVIEW

BOWL HISTORY



6 • WILLIAM MOORE

DE • 6-2 • 233 • Junior-2L

Houston, Texas (James Madison HS)

Year	G-GS	UT	AT	Total	Loss	Sacks	INT	FC	FR	PBU
2011	8-0	3	4	7	-	-	-	-	-	-
2012	9-0	2	2	4	1.5-7	1.5-7	-	1	-	-
2013					Redshirted					
Career	17-0	5	6	11	1.5-7	1.5-7	-	1	-	-


2013: Redshirted.

2012: Saw action in nine games as a reserve defensive end ... assisted in first career sack against UAB ... pulled in his first career full sack against UTEP ... also forced a fumble against the Miners.

2011: Played in eight games as a reserve linebacker and special teams performer ... recorded seven tackles on the year, including a season high three solo stops at UAB ... opened the year with assisted tackles in games against Georgia State, UTEP, East Carolina and Marshall.

High School: Earned First-Team All-District 20-5A honors in both 2009 and 2010 ... Touchdown Club of Houston Defensive Player of the Year Finalist ... was the district's Most Valuable Defensive Player and Most Valuable Defensive Lineman in both 2009 and 2010 ... recorded 80 tackles and eight sacks as a junior ... also ran track ... ran the anchor leg on the 4x100 relay team ... high school coach was Ray Seals ... chose Houston over Utah, TCU and Missouri.

Personal: Full name is William McKinley Moore ... majoring in Economics.



90 • MIKE MUSTAFA

DT • 6-3 • 277 • Sophomore

Katy, Texas (Cinco Rancho HS)

Oklahoma State

Year	G-GS	UT	AT	Total	Loss	Sacks	INT	FC	FR	PBU
2013	10-0	-	-	-	-	-	-	-	-	-
Career	10-0	-	-	-	-	-	-	-	-	-

2013: Has played in 10 games on the PAT-FG block unit.

At Oklahoma State: Redshirted in his one season at Oklahoma State.

High School: Played at Cinco Ranch High School in Katy, Texas ... named Co-Defensive MVP of Max Emfinger's All-American game ... nominated for the Nike Bayou Bowl ... TAPPS Division III Honorable Mention All-State ... first-team All-District TAPPS III District IV on offense and defense ... had 87 tackles, four sacks and one forced fumble as a senior ... had 60 tackles and one sack as a junior.

Personal: Undecided on a major.

THE COUGARS



72 • EMEKA OKAFOR
OL • 6-5 • 322 • Sophomore-1L
Sunnyvale, Texas (Sunnyvale HS)


2013: Played in all 12 games as a reserve offensive lineman and special teams contributor ... member of team's field goal team ... finished the year with 32 offensive snaps ... part of an offensive line that ranked third in The American Athletic Conference with 25 sacks given up ... team ranked second in the league with an average of 33.9 points per game.

2012: Redshirted.

2011: Reserve offensive lineman that helped block for the nation's top offense ... UH led the country in passing yardage (450.1) and total offense (599.1) ... also led America in scoring offense (49.3) ... offensive line allowed just 1.3 sacks per game.

High School: Earned First-Team All-District 6-2A honors ... was the Sunnyvale High School Male Athlete of the Year in 2008 and 2009 ... high school coach was Ben Wright ... is the first athlete from Sunnyvale High to earn a full scholarship ... was the district champion in the shot put as a junior ... also played basketball ... chose Houston over North Texas, SMU and UTEP.

Personal: Son of Betty and Chris Okafor ... majoring in Sociology.



5 • JOHN O'KORN
QB • 6-4 • 205 • Freshman
Fort Lauderdale, Fla. (St. Thomas Aquinas HS)

Year	G-GS	Comp-Att	Pct	Yds	Avg/game	TD	INT	R	Yds	TD
2013	12-10	239-399	59.9	2,889	240.8	26	8	70	213	1
Career	12-10	239-399	59.9	2,889	240.8	26	8	70	213	1

2013: Named The American Athletic Conference's Rookie of the Year ... named third-team Freshman All-America by *Athlon's* ... Houston's starting quarterback in 10 games while playing in all 12 ... took over as starter in week three following David Piland's career-ending concussions ... set the Houston freshman record for touchdowns (26) and completions (239) ... is second on the Houston freshman list for yards as his 2,889 yards trail the 3,131 from Kevin Kolb in 2003 by 242 yards ... led all true freshmen nationally with his 26 touchdowns ... had multiple touchdowns in seven games ... tied a UH freshman record with his five passing TDs at Rutgers ... threw for over 300 yard in three games ... had a season-best 364 at Rutgers as he finished 24-of-30 on the day ... followed that with a 22-of-27 performance for 263 yards and three touchdowns vs. USF ... also had over 300 yards with 363 and three touchdowns against BYU ... had 312 yards and four touchdowns vs. UTSA ... opened the year 11-of-15 for 107 yards and three touchdowns against Southern ... had three touchdowns and 281 yards vs. Rice ... also had 66 yards of rushing including a long of 24 yards for a touchdown at UCF.

High School: Three-star recruit by ESPN, Rival, Scout and 247Sports ... No. 31 quarterback nationally by Rivals ... No. 34 quarterback nationally by 247Sports ... No. 38 quarterback nationally by ESPN and Scout ... No. 90 player in the state of Florida by Rivals ... led high school team to a Florida state title as a senior with 2,552 passing yards and 22 touchdowns against just four interceptions ... also ran 95 times for 576 yards and 15 touchdowns ... earned MVP honors in the Florida Class 7A title win over Tallahassee Lincoln (41-25) with 339 passing yards, 95 rushing yards and four total touchdowns ... named to the Florida Class 7A All-State first team ... first-team All-Broward County selection as a senior ... named South Florida's top quarterback by South Florida High School Sports ... set St. Thomas Aquinas single game and season records for passing yards and passing touchdowns ... played two years at St. Thomas Aquinas after moving from Huntingdon (Pa.) ... threw for 655 yards and 10 touchdowns in a dual-quarterback system his first year in Florida ... started five times as a sophomore at Huntingdon (Pa.) and finished with 1,008 passing yards along with 10 touchdowns through the air.

Personal: Majoring in Business ... son of Gary and Paula O'Korn ...

2013 SEASON

COACHING STAFF

THE COUGARS

SEASON REVIEW

BOWL HISTORY

THE COUGARS

2013 SEASON

COACHING STAFF

THE COUGARS

SEASON REVIEW

BOWL HISTORY



50 • EFREM OLIPHANT

LB • 6-1 • 230 • Junior-2L

Houston, Texas (Langham Creek HS)



69 • RALPH ORAGWU

OL • 6-3 • 324 • Senior-3L

Missouri City, Texas (Marshall HS)

Year	G-GS	UT	AT	Total	Loss	Sacks	INT	FC	FR	PBU
2010	12-3	23	43	66	3.5-7	0.5-2	-	-	2-0	-
2011	Redshirted									
2012	11-0	5	6	11	-	-	-	-	-	-
2013	12-12	65	58	123	12.5-54	2.5-29	-	2	1-0	1
Career	35-15	93	107	200	16-61	3-31	-	2	3-0	1

2013: Started all 12 games for Houston at linebacker ... team's leading tackler with 123 stops ... second in The American Athletic Conference and 14th nationally with an average of 10.2 tackles per game ... second among linebackers in The American and leads the Houston team with 12.5 tackles for loss per game ... had a Houston season-best 16 tackles against BYU, one of seven games this season with at least 11 stops ... had solo sacks against Temple and BYU with a half sack at Louisville ... forced fumbles against Temple and Memphis ... recovered a fumble against UTSA ... broke up a pass vs. SMU.

2012: A reserve linebacker ... saw action in 11 games ... had multiple tackles in four games as he finished the season with 11 stops.

2011: Redshirted.

2010: Named to the Conference USA All-Freshman team ... played in all 12 games, starting the final three ... made his collegiate debut against Texas State during the season opener ... tied for game-high honors with 11 tackles against the Bobcats ... totaled five tackles, including two solo stops against MSU ... had six tackles, including two solos and 1.5 for a loss against UCF ... made first career start against Tulsa totaling 15 tackles, including three solo stops and an assisted sack for a two-yard loss and an assisted tackle for a one-yard loss ... led the team for the second straight week with 12 tackles and one tackle for loss at Southern Miss ... posted seven tackles and two fumble recoveries in the season finale at Texas Tech.

High School: Three-year letterman at Langham Creek High ... three-star recruit by Rivals.com ... No. 56 linebacker by Rivals.com ... named First-Team All-District by *Houston Chronicle* ... selected Second-Team All-Greater Houston by *TexasPreInsider.com* ... set a school record with 27 tackles in a game ... recorded 95 tackles with 10 for a loss and six sacks as a senior in 2009 ... posted 131 tackles with nine sacks and a pair of interceptions as a junior in 2008 ... finished with 115 tackles, including eight sacks, as a sophomore in 2007... member of the Honor Roll and the Team Leadership Club.

Personal: Full name is Efrem Oliphant ... son of Debbie Hayward ... majoring in Kinesiology.

2013: Started at left tackle in the season opener before suffering a knee injury that would keep him out of the next 10 games ... saw action against SMU ... finished the year with 57 snaps ... part of an offensive line that ranked third in The American Athletic Conference with 25 sacks given up ... team ranked second in the league with an average of 33.9 points per game.

2012: Started all 10 games at right tackle while missing two others with an injury ... helped pave the way in five 100-yard rushing games from Houston running backs ... was a member of an offensive line that gave up just 18 sacks, a number that ranked second in Conference USA ... team ranked 15th nationally in total offense.

2011: Reserve offensive lineman that helped block for the nation's top offense ... UH led the country in passing yardage (450.1) and total offense (599.1) ... also led America in scoring offense (49.3) ... offensive line allowed just 1.3 sacks per game.


2010: Played in all 12 games, primarily on special teams.

2009: Redshirted.

High School: Ranked No. 76 offensive tackle by Scout.com at Marshall High ... named First Team All-District ... competed in the Blue Chip All-Star Game.

Personal: Full name is Izuchukwu Ralph Oragwu ... born in Lagos, Nigeria ... son of Josephine and Ralph Oragwu ... received his bachelor's degree in sociology.

THE COUGARS



32 • DAMIAN PAYNE

WR • 6-0 • 210 • Junior-1L

Houston, Texas (Klein Forest HS)

Utah

Year	G-GS	Rec	Yds	Avg	TD	Long
2011	10-0	-	-	-	-	-
2012	9-0	-	-	-	-	-
2013	11-0	-	-	-	-	-
Career	30-0	-	-	-	-	-

2013: Saw action in 11 games as a punt and kick returner ... returned 15 punts for a total of 64 yards and an average of 4.3 yards per return with a long of 31 yards against Rice ... ranks third in The American Athletic Conference with his 4.3 average ... also had four kick returns for a total of 78 yards and an average of 19.5 yards per return with a long of 21 yards vs. BYU.


2012: Made the switch from receiver to linebacker prior to the start of fall practice ... played in nine games on special teams ... was second on the team with nine punt returns for 33 yards ... returned two kickoffs for 42 yards ... moved back to receiver at the conclusion of the season.

2011: Explosive young player that was a reserve defensive back and special teams performer ... returned five punts, including a 76-yarder at Tulane for a score ... averaged 21.6 yards per return and enjoyed a 25-yard punt return in the season-opening win against UCLA ... recorded five tackles on defense, including two stops against Marshall ... added solo stops against East Carolina, Rice and at UAB.

2010: Redshirted.

High School: First-team 13-5A all-district as a senior in 2009 ... third-team all-state ... Klein High (Texas) team captain ... all-purpose player threw for a touchdown, ran for three TDs, caught four touchdown passes, had three interceptions and returned a punt for a touchdown in his senior year ... earned four letters in football.

Personal: Son of Kenneth Payne and Angela Williams ... Father played football for Pitt ... Mother ran track for Prairie View A&M ... Has two brothers ... Brother Kendrick played defensive line at Cal ... Uncle Harvey Williams had an eight-year NFL career (1991-98) with the Chiefs and Raiders ... Other relatives who played in the NFL include Gerald and Grant Irons ... Sociology major ... Full name is Damian Le Marque Payne.



8 • DAVID PILAND

QB • 6-3 • 196 • Junior-2L

Southlake, Texas (Carroll HS)

Year	G-GS	Comp-Att	Pct	Yds	Avg/game	TD	INT	R	Yds	TD
2010	8-8	201-345	58.3	2,641	330.1	24	14	23	28	-
2011	Redshirted									
2012	11-10	256-448	57.1	2,929	266.3	16	12	45	190	2
2013	2-2	21-40	52.5	220	110.0	1	-	5	31	-
Career	21-20	478-833	57.4	5,790	275.7	41	26	73	249	2

2013: Houston's starting quarterback in the season's first two games before suffering a career-ending concussion ... threw for 148 yards and one touchdown on 15-of-23 passing in the season opener vs. Southern ... had 72 yards vs. Temple before leaving the game with the concussion ... ended his career at UH ranked seventh on the career charts for passing yards (5,790), completions (478), pass attempts (833), touchdown passes (41), touchdowns responsible for (43) and total offense (6,039).

2012: The team's starting quarterback for the first 10 games of the season ... threw for at least 300 yards in five games including a career-high 580 yards against Louisiana Tech, a Robertson Stadium record ... also had four touchdowns in the game, a number he would replicate against East Carolina ... set an NCAA single-game record with 77 attempts without an interception against Louisiana Tech ... threw for multiple touchdowns in four games ... reeled off a career-long 86-yard rush for a touchdown at UCLA ... ranked third in Conference USA in total offense with 283.6 yards per game.

2011: Redshirted.

2010: Earned Honorable Mention Freshman All-America honors from CollegeFootballNews.com ... led Conference USA in passing yards in league games with 316.5 per game ... also ranked second in total offense and third in passing efficiency during conference play ... made his collegiate debut against Mississippi State ... went 30-for-57 for 301 yards, two touchdowns and two interceptions against the Bulldogs ... went 23-for-45 for 282 yards, three touchdowns and an interception against Rice ... also rushed for 17 yards on five carries against the Owls ... tallied 233 yards on 19-for-32 passing with a score against SMU ... against Memphis he threw for 292 yards on 20 completions with a career-high five touchdowns ... totaled a career-high 334 yards on a 27-for-44 night including four touchdowns against UCF ... went 22-for-36 for 291 yards with three touchdowns and five interceptions against Tulsa ... passed for an M.M. Roberts Stadium (Southern Miss) record and career-best 467 yards and threw four touchdown passes at Southern Miss ... threw for 441 yards and two touchdown passes in the season finale vs. Texas Tech.

High School: Three-star recruit by Rivals.com... four-year letterman for head coach Hal Wasson at Carroll High ... earned three letters in track and field for coach Tony Holmes ... rated 32nd best pro-style quarterback by Rivals.com ... named First-Team All-District by *Fort Worth Star-Telegram*... Member of the *Fort Worth Star-Telegram* Top 50 and the *Dallas Morning News* Top-100... All-District 6-5A First-Team honoree... Helped lead Dragons to 11-2 record and district, bi-district and area championships ... threw for 2,668 yards on 191-of-309 passing with 20 touchdowns ... also added 392 yards and eight touchdowns on the ground ... ran hurdles for track team which finished as the district runner-up ... All-District 6-5A First-Team honoree ... member of team that finished 9-3 and won bi-district championship.

Personal: Full name is David Lincoln Piland ... son of John and Debra Piland ... will graduate in December with a degree in Business Administration.

2013 SEASON

COACHING STAFF

THE COUGARS

SEASON REVIEW

BOWL HISTORY

THE COUGARS

2013 SEASON

COACHING STAFF

THE COUGARS

SEASON REVIEW

BOWL HISTORY



58 • BRYCE REDMAN

OL • 6-1 • 285 • Junior-2L

Longview, Texas (Longview HS)

2013: Named to the Rimington Trophy watch list ... Houston's starting center in all 12 games ... led the Houston offensive line with 913 snaps played and 37 knockdown blocks ... part of an offensive line that ranked third in The American Athletic Conference with 25 sacks given up ... team ranked second in the league with an average of 33.9 points per game.


2012: Named honorable mention All-Conference USA ... took over as the starting center for Conference USA's No. 2 offense in the third game of the season and finished with eight starts on the year ... helped pave the way for four 100-yard rushing games from Charles Sims and a 129-yard effort from Ryan Jackson vs. Tulane ... named the team's Tom Wilson Weight Room Offseason MVP.

2011: Young athletic offensive lineman that saw time in all 14 games during "Jumbo" sets for the Cougars ... played a blocking TE and helped block for the nation's top offense ... UH led the country in passing yardage (450.1) and total offense (599.1) ... also led America in scoring offense (49.3) ... offensive line allowed just 1.3 sacks per game.

2010: Redshirted.

High School: No. 65 offensive guard by Scout.com at Longview High ... named First-Team All-State offensive line by the Associated Press and TheOldCoach.com ... selected First-Team All-District 13-4A as a junior and senior ... named First-Team All-East Texas by Longview News... member of 2008 and 2009 Class 4A state runner-up... helped open holes for three 100-yard rushers in state semifinal game.

Personal: Full name is Bryce Garrett Redman... son of Morty and Cathleen Redman ... majoring in Kinesiology.



44 • ELANDON ROBERTS

LB • 6-1 • 223 • Sophomore

Port Arthur, Texas (Port Arthur Memorial HS)

Morgan State

Year	G-GS	UT	AT	Total	Loss	Sacks	INT	FC	FR	PBU
2013	7-0	3	3	6	1-3	-	-	-	-	-
Career	7-0	3	3	6	1-3	-	-	-	-	-

2013: Saw action in seven games as a backup middle linebacker and on special teams ... had six tackles, four on defense and two on kickoff cover ... had a career-high four stops vs. Southern ... also had a tackle for loss against the Jaguars.

At Morgan State: Finished the season with 107 tackles to lead team and finish second in the Mid-Eastern Athletic Conference ... the tackle total marked the second-best single-season effort in program history ... also had nine tackles for a loss, two sacks, one interception, two pass breakups ... named to the All-MEAC second team ... finished 11th in the Jerry Rice Award, given to the nation's top freshman on the FCS level ... named the MEAC Rookie of the Week three times.

High School: Named to *Port Arthur News* 40th Annual Super Team ... named to the 21-5A all-district first team ... also a member of the school's track and field team.

Personal: Majoring in Sociology ... son of Stephanie and Eli Roberts ... brother Jeremiah played football at Iowa ... brother Calvin played football at Oklahoma State.



THE COUGARS



83 • ANDREW RODRIGUEZ

WR • 5-10 • 175 • RS-Freshman
Allen, Texas (Allen HS)

Year	G-GS	Rec	Yds	Avg	TD	Long
2012	2-0	5	82	16.4	-	27 vs. Louisiana Tech
2013	10-1	9	88	9.8	-	17 vs. Rutgers
Career	12-1	14	170	12.1	-	27 vs. Louisiana Tech

2013: Played in 10 games and received his first career start against SMU ... finished the year with nine receptions for 88 yards ... seven of his nine receptions resulted in first downs ... 12 of his 14 career receptions have now resulted in first downs ... season's best game came at Louisville when he had three receptions for 24 yards ... had a season-long 17-yard reception at Rutgers.

2012: Was awarded a medical hardship to preserve his freshman season ... played in the season's first two games before being lost to a season-ending injury ... had five receptions for 82 yards against Louisiana Tech as all five catches went for first downs.

High School: One of the most prolific pass-catchers in the state of Texas as a senior in 2011, making 64 grabs for 1,462 yards and 18 touchdowns ... averaged nearly 23 yards per reception as a senior ... First Team All-State honoree by the Associated Press ... honorable mention All-American by *Sports Illustrated* ... All-District, All-County and All-Area pick ... top receiver for a club that went 11-1 and claimed District and Bi-District crowns in 2011 ... had seven games with 100+ yards receiving in 2011, including three games of 200+ yards ... had six games with multiple TDs ... recorded more than 200 yards in games against Longview, Flower Mound Marcus and Northwest ... needed just four grabs to top 200 yards vs. Marcus, which included TD receptions of 60 and 79 yards ... Second Team All-District 8-5A as a junior ... had spectacular games for one of the state's top programs, including catching six passes for 173 yards and two scores in a win against Plano East ... was part of what ESPN.com deemed to be one of the top pass-catch tandems in high school football in 2011 ... coached by Tom Westerberg at Allen ... three-year starter that played for a club that went 31-5 during his three seasons in the lineup.

Personal: Son of Blanca and Thomas Rodriguez ... enjoys volunteering and spending time with his family ... lists his mother and father as the most influential people in his life ... has been pictured in *Sports Illustrated's* High School Section ... majoring in Retailing and Consumer Sciences.



19 • SHANE ROS

WR • 5-10 • 200 • Senior-3L
Katy, Texas (Cinco Ranch HS)
Baylor

Year	G-GS	Rec	Yds	Avg	TD	Long
2010	11-0	-	-	-	-	-
2011	13-0	-	-	-	-	-
2012	11-3	23	337	14.7	3	55 vs. East Carolina
2013	0-0	-	-	-	-	-
Career	35-3	23	337	14.7	3	55 vs. East Carolina

2013: Sat out the season recovering from a torn ACL suffered in spring practices ... remained with the team at practice daily and on the sidelines for games.

2012: Saw action in 11 games with the first three starts of his career ... exploded against UAB for a career-high seven receptions for a career-high 114 yards and a touchdown ... had a career-best two receiving touchdowns against Marshall ... also completed one pass for nine yards and had two carries for three yards against Marshall ... had 15 special teams tackles on the year ... received the team's Committed Cougar Award at the end of the season ... was placed on scholarship following the conclusion of the season.

2011: Played in 13 games as a reserve wide receiver and special teams performer ... earned his second letter and made two total tackles on the year ... recovered a fumble and recorded a solo stop in the win at North Texas ... added a second tackle in the home win against Marshall.

2010: Played in 11 games, recording 12 tackles primarily on special teams ... began his career at Baylor and enrolled early to participate in Spring drills before transferring to UH.

High School: Competed as a quarterback for head coach Don Clayton ... earned three letters ... set school single-season and career records for touchdown passes ... helped lead Cougars to 11-2 record, District 17-5A championship and a berth in the regional semifinals ... threw for 2,028 yards and 22 touchdowns ... added 659 rushing yards and 14 touchdowns on 96 carries ... also caught a 32-yard touchdown pass ... unanimous All-District First-Team selection and recognized as the District Most Valuable Player ... Touchdown Club Offensive Player of the Year finalist ... All-Greater Houston Second Team honoree ... received the Cougar Heart Award as a freshman in 2005 and a senior in 2008 ... helped lead team to an 11-2 record and berth in the regional semifinals as a sophomore in 2006 ... also competed in track and field for two seasons ... member of two-time District 17-5A champions.

Personal: Full name is John Vincent Ros III but prefers to go by Shane...son of John and Lisa Ros ... cousin Matt Harris played football for Texas State ... majoring in Kinesiology.

2013 SEASON

COACHING STAFF

THE COUGARS

SEASON REVIEW

BOWL HISTORY

THE COUGARS

2013 SEASON

COACHING STAFF

THE COUGARS

SEASON REVIEW

BOWL HISTORY



38 • DYLAN SEIBERT

P • 6-3 • 220 • Sophomore

Tulsa, Okla. (Booker T. Washington HS)

Oklahoma

2013: Houston's starting holder and backup punter ... did not have a bad hold all season.

At Oklahoma: Did not see any action at Oklahoma ... redshirted in 2011.

High School: Starting kicker and punter for Booker T. Washington High School in Tulsa, Okla. ... also a pitcher for the school's baseball program ... won the head-to-head punters competition at Chris Sailer's 11th Annual National Kicking Spring Event.

Personal: Majoring in Sociology ... son of Patty and Ward Seibert ... has two older brothers, Bradley and Jackson ... lists his parents and UH deep snapper Nolan Frese as the most influential people in his life ... had never been to Houston prior to his visit to UH to make his transfer decision.



79 • DEANTHONY SIMS

OL • 6-3 • 320 • Senior-3L

Houston, Texas (Westbury HS)

2013: Named to The American Athletic Conference's second team ... played in all 12 games while starting at left tackle in the final 11 games ... played a total of 899 snaps and had 36 knockdown blocks ... part of an offensive line that ranked third in The American Athletic Conference with 25 sacks given up ... team ranked second in the league with an average of 33.9 points per game.

2012: Part of the program's offensive line ... played in eight games with three starts ... helped pave the way in five 100-yard rushing games from Houston running backs ... was a member of an offensive line that gave up just 18 sacks, a number that ranked second in Conference USA ... team ranked 15th nationally in total offense.

2011: Saw action as a reserve offensive lineman, earning his second letter with the program.

2010: Redshirted.

2009: Appeared in nine games at defensive line ... made his collegiate debut at C-USA rival Tulane... broke up a pass against C-USA rival Rice during the regular-season finale.

High School: Played for head coach Keith Magee at Westbury High ... helped lead Rebels to 8-2 record district championship and berth in the second round of the state playoffs ... ranked No. 81 defensive tackle by Rivals.com ... ranked No. 104 defensive tackle by Scout.com ... named First Team All-District as a senior.

Personal: Full name is DeAnthony Dontey Sims ... son of Matilda White ... majoring in sociology.

THE COUGARS



53 • B.J. SINGLETON
 DT • 6-3 • 285 • RS-Freshman
 Destrehan, La. (Destrehan HS)


Year	G-GS	UT	AT	Total	Loss	Sacks	INT	FC	FR	PBU
2013	12-0	10	12	22	3-16	2.5-15	1-6	-	-	2
Career	12-0	10	12	22	3-16	2.5-15	1-6	-	-	2

2013: A member of the Houston defensive tackle rotation ... led the team and is second in the nation with three blocked kicks ... played in all 12 games ... had tackles in nine games ... career-high four tackles vs. BYU and SMU ... first career sack came against BYU ... had a solo sack and a half sack vs. SMU ... also assisted on a tackle for loss against Cincinnati ... greatly influenced Houston's win at UTSA with an interception and a blocked field goal that was returned for a touchdown in the game's second quarter ... also broke up passes vs. Memphis and USF.

2012: Redshirted.

High School: Three-star defensive end by Rivals.com, Scout.com and ESPN.com that has excellent size and skill ... also a standout basketball player that brings excellent feet and hands to his position ... earned All-District honors in both football and basketball ... named the Defensive MVP of the Nike Football Training Camp in Houston, which included a number of Division I prospects and signees ... had 61 tackles and 15 sacks as a junior ... from the same high school that produced Baltimore Ravens safety Ed Reed along with numerous other Division I and NFL talents.

Personal: Son of Payla Barney and Bryan Singleton Sr. ... lists his mother as his biggest influence ... undecided on a major.



4 • DANIEL SPENCER
 WR • 5-11 • 195 • Junior-2L
 Grandview, Texas (Grandview HS)

Year	G-GS	Rec	Yds	Avg	TD	Long
2011	13-0	12	171	14.2	2	41 vs. Marshall
2012	10-7	41	579	14.1	3	74 vs. Louisiana Tech
2013	12-10	50	764	15.3	6	76 vs. BYU
Career	35-17	103	1,514	14.7	11	76 vs. BYU

2013: Houston's second-leading receiver ... played in all 12 games with 10 starts ... third in The American Athletic Conference with four 100-yard receiving games ... finished with 50 receptions for 764 and six touchdowns ... led the team with an average of 15.3 yards per reception ... opened the season with a career-best nine receptions for 102 yards and two touchdowns vs. Southern ... also added a 45-yard touchdown on his first career rushing attempt ... posted a career-best 186 receiving yards off seven receptions, including a career-long 76-yard reception, vs. BYU ... followed the game with his third 100-yard effort as he hauled in six receptions for 117 yards at Rutgers ... ended the year with another 100-yard effort as he took a 67-yard touchdown pass on the first offensive play of the game en route to seven receptions for 100 yards ... also had a 17-yard touchdown vs. Memphis and a scoring strike vs. Rice.

2012: Valuable receiver played in 10 games with seven starts ... was third on the team with 41 receptions and second with 579 receiving yards ... had his season's best game against Louisiana Tech with seven receptions for 157 yards and a 74-yard touchdown ... had five games with at least five receptions ... tied a season high with seven receptions against SMU ... narrowly missed 100-yard games with 99 yards vs. Rice and 96 yards at SMU ... had receiving TDs against Louisiana Tech, Rice and SMU ... also had four kick returns for 69 yards ... was third on the team with 11 plays of at least 20 yards or longer.

2011: Played in 13 games as a reserve wide receiver and special teams performer ... had 12 catches and two touchdowns ... made multiple grabs in four games as a true freshman ... made his first career catch and finished with three receptions for 34 yards at North Texas ... made a season-long 41-yard TD grab against Marshall and finished with 61 yards on three catches overall ... caught his second TD, a nine-yard strike at UAB ... also added a 20-yard reception vs. Georgia State and finished with two grabs for 39 yards in that contest.

High School: Three-star recruit by Rivals.com ... three-star recruit by Scout.com ... rated the No. 64 player nationally as an athlete by Rivals.com ... PrepStar All-Region ... helped lead team to the third round of the 2010 playoffs ... posted 1,000 yards in both rushing and receiving with 1,391 yards on the ground and 1,193 through the air as a senior ... scored 24 rushing touchdowns and caught another 18 ... averaged 17 yards per catch and 12 yards per rush ... rushed for 246 yards against Melissa High and neared 200 with 194 yards in a win over Maypearl ... helped lead high school team to a 32-5 record in three years on varsity ... high school coach was Aubrey Sims ... also a member of the track and basketball teams ... member of the National Honor Society.

Personal: Full name is Daniel Remon Spencer ... son of Jerry and Daphne Young ... majoring in Health.

2013 SEASON

COACHING STAFF

THE COUGARS

SEASON REVIEW

BOWL HISTORY

THE COUGARS

2013 SEASON

COACHING STAFF

THE COUGARS

SEASON REVIEW

BOWL HISTORY



23 • TREVON STEWART

FS • 5-9 • 192 • Sophomore-1L
Patterson, La. (Patterson HS)

Year	G-GS	UT	AT	Total	Loss	Sacks	INT	FC	FR	PBU
2012	12-10	52	74	126	3.5-13	1-10	1-53	-	-	7
2013	12-12	61	38	99	1.5-2	-	4-16	2	6-15	5
Career	24-22	113	112	225	5-15	1-10	5-69	2	6-15	12

2013: Named to The American Athletic Conference's second team ... Houston's starting free safety ... leads the nation with 10 turnovers ... leads the nation with six fumble recoveries ... third in The American Athletic Conference with four interceptions ... shared the team's Wilson Whitley Defensive MVP honor with Derrick Mathews ... his six fumble recoveries set a Houston single-season record and he is now third on the UH career chart with this season alone ... third on the team with 99 tackles ... picked off passes vs. UTSA, Rutgers, USF and UCF ... recovered fumbles against Southern, Temple, Memphis, Rutgers, Louisville and Cincinnati ... returned his fumble recovery vs. Cincinnati 15 yards for a Houston touchdown ... had at least 10 tackles in five straight games including a season-best 13 tackles at UCF ... had tackles for loss in back-to-back games against Louisville and Cincinnati ... also broke up five passes ... forced fumbles vs. Memphis and Rutgers.

2012: Named FWAA Freshman All-American ... Named to the Conference USA All-Freshman team ... led all freshmen nationally with 126 tackles ... set the Houston freshman record with 126 stops ... took over as Houston's starting free safety in the third game of the season and ended the year with 10 consecutive starts ... finished second on the team and fourth in Conference USA with his 126 stops ... had six games with at least 10 tackles including a career-best 21 stops at East Carolina ... recorded his first career interception against Tulane and broke up seven passes on the year ... also had 3.5 tackles for loss including a 10-yard sack against UTEP.

High School: Three-star defensive back by Rivals.com and ESPN.com ... one of the country's top corner prospects ... earned Class 3A All-State honors as a running back after rushing for 550 yards on just 80 carries (6.8 ypc) and catching 30 passes for 380 yards (12.7 ypc) ... was a standout on defense, intercepting four passes (returning three for scores) ... also had six punt return scores, 95 total tackles and three forced fumbles as a defensive back ... played for Head Coach Tommy Minton at Patterson, going 11-1 as a senior and winning the District 9-3A title ... First Team All-District both as a running back and as a kick returner.

Personal: Son of Lisa and Eric Stewart ... lists his father as the most influential person in his life ... would like to become a college football coach once he is done with his playing career ... majoring in Business.



37 • LUKE STICE

FB • 6-0 • 218 • Sophomore-1L
Midland, Texas (Lee HS)

Year	G-GS	Rushing	Avg.	TD	Lg	Rec.	Yards	TD	Lg
2012	9-0	-	-	-	-	-	-	-	-
2013	12-2	-	-	-	-	1	4	-	4
Career	21-2	-	-	-	-	1	4	-	4

2013: Nominated for the Burlsworth Trophy, awarded annually to the nation's top walk-on athlete ... Houston's starting fullback ... played in all 12 games with starts vs. UCF and Cincinnati ... had one reception on the season, a four-yard gain vs. Rice ... Houston's leading special teams tackler with nine tackles, all on kickoff cover ... received the Committed Cougar Award at the team's annual banquet.

2012: Valuable special teams performer played in nine games and finished the year with eight tackles.

High School: Played at Midland Lee High School ... named the 2011 3-5A District Defensive Most Valuable Player ... led his team in tackles (115) and tackles for loss (19).

Personal: Majoring in Business ... son of Travis and Brenda Stice ... worked as a taxidermist throughout high school ... uncle played football at Texas Tech in the '80s ... wears 37 to honor his best friend who passed away in a car accident after his senior year of high school.

THE COUGARS



41 • STEVEN TAYLOR

LB • 6-0 • 211 • RS-Freshman

Cedar Hill, Texas (Cedar Hill HS)

Year	G-GS	UT	AT	Total	Loss	Sacks	INT	FC	FR	PBU
2013	12-8	33	42	75	7-40	3-28	1-0	-	2-0	5
Career	12-8	33	42	75	7-40	3-28	1-0	-	2-0	5

2013: Took over as Houston's starting strongside linebacker in the third game of the season ... played in all 12 games ... fifth on the team with 75 tackles ... led all linebackers with five pass breakups ... hit double-digit tackles in three games with a career-high 15 tackles vs. BYU ... also had 11 stops vs. Rice and 10 at Rutgers ... had solo sacks vs. USF and Louisville and half sacks vs. Rice and BYU ... recovered two fumbles on the year against Memphis and UCF ... picked off first career pass vs. Cincinnati.

2012: Redshirted.

High School: First Team All-District 5-5A ... led his club to back-to-back district titles ... versatile linebacker that played inside during his high school career but will be an outside linebacker in college ... possesses great speed and good instincts ... collected more than 100 total tackles as a senior, which included three sacks and four forced fumbles ... helped the Longhorns to an 8-4 mark and a 6-1 league record ... Second Team All-District selection as a junior ... honorable mention player of the week by the *Dallas Morning News* after an incredible 17-tackle performance ... added a blocked punt and a fumble recovery in the Nov. 12, 2010 win.

Personal: Undecided on a major ... son of Vicky and Steven Taylor Sr. ... lists his father as the most influential person in his life ... uncle, Beaufort Taylor, played football at New Mexico State.



55 • DAVONTE THOMAS

LB • 6-0 • 210 • RS-Freshman

Aldine, Texas (Eisenhower HS)

Year	G-GS	UT	AT	Total	Loss	Sacks	INT	FC	FR	PBU
2013	0-0	-	-	-	-	-	-	-	-	-
Career	0-0	-	-	-	-	-	-	-	-	-

2013: Provided depth at linebacker but did not see any game action on the year.

2012: Redshirted.

High School: One of the state's Top 100 players ... a versatile three-star linebacker prospect by Rivals.com that projects at outside linebacker or safety at the collegiate level ... named Second Team All-Greater Houston before his senior season by the *Houston Chronicle* ... member of the Houston Touchdown Club's Preseason All-Greater Houston squad as well ... three-year letterwinner for head coach Dre Thompson ... Also competed in basketball.

Personal: Son of Denise and Cedrick Thomas ... lists his mother as the biggest influence in his life ... enjoys camping and playing basketball ... undecided on a major.

2013 SEASON

COACHING STAFF

THE COUGARS

SEASON REVIEW

BOWL HISTORY

THE COUGARS

2013 SEASON

COACHING STAFF

THE COUGARS

SEASON REVIEW

BOWL HISTORY



25 • ALEX TILLMAN

DB • 5-10 • 187 • Junior-1L

Houston, Texas (Northshore HS)

Year	G-GS	UT	AT	Total	Loss	Sacks	INT	FC	FR	PBU
2011	4-0	-	-	-	-	-	-	-	-	-
2012	9-0	-	-	-	-	-	-	-	-	-
2013	12-0	5	4	9	-	-	-	-	-	1
Career	25-0	5	4	9	-	-	-	-	-	1

2013: Reserve defensive back saw action in all 12 games on defense and on special teams ... had a career-high four tackles vs. SMU ... broke up first career pass against Cincinnati ... is a member of the punt team, punt return team and kickoff return team.

2012: Saw action nine games as a member of the program's special teams.

2011: Played in four games as a reserve defensive back and special teams performer.

2010: Redshirted.

High School: Named team's offensive and team MVP ... played quarterback, leading team with over 2,000 yards passing, 500 yards rushing and more than 20 touchdowns ... three-year letterwinner ... helped lead North Shore to three consecutive District Championships and a three-year record of 34-3 ... high school coach was David Amond ... was a regional qualifier in the pole vault with a career best 14 feet.

Personal: Son of Debra and Landry Tillman ... graduated in the top 10 percent of his high school class and was on Honor Roll ... volunteered for many organizations like Houston Food Bank, Feed the Homeless and Lupus Walk ... majoring in Technology.



20 • COLTON VALENCIA

DB • 5-11 • 189 • Senior-2L

Missouri City, Texas (Hightower HS)

Texas A&M

Year	G-GS	UT	AT	Total	Loss	Sacks	INT	FC	FR	PBU
2010										
2011	12-4	22	18	40	1.5-3	-	-	-	-	2
2012	10-6	13	20	33	1-3	-	-	-	1-0	-
2013	0-0	-	-	-	-	-	-	-	-	-
Career	22-10	35	38	73	2.5-6	-	-	-	1-0	2

2013: Provided depth at defensive back but did not see any game action on the year.

2012: Played in 10 games with six starts at strong safety ... had a career-high 11 tackles against North Texas ... had a tackle for loss vs. Tulsa ... made first career fumble recovery at UCLA.

2011: Made four starts at defensive back and was a key player on special teams ... made 40 total tackles, had 1.5 tackles-for-loss and broke up two passes ... made his UH debut by recording 10 tackles in the win against UCLA ... had six tackles and a PBU at Louisiana Tech ... had seven stops vs. Georgia State ... made five stops against Tulane ... had four stops and a tackle behind the line of scrimmage at UTEP.

2010: Sat out the season due to NCAA mandated transfer rules.

At Texas A&M: One of seven true freshmen to appear in all 12 games at Texas A&M in 2009 ... most action has come on special teams, although saw some time as a reserve cornerback.

High School: Coached by Shane Hallmark at Hightower High ... named to the VYPE All-Greater Houston Team ... named to the Houston Touchdown Club's Preseason All-Greater Houston Team ... earned first-team All-District (23-5A) honors as both a junior and senior ... led Hightower to a 13-1 record and a spot in the 5A Division 1 State Championship game ... as a sophomore tallied 67 tackles and broke up 17 passes ... as a junior recorded 89 tackles and broke up 23 passes ... also intercepted six passes (one TD return), forced two fumbles and recovered four more ... as a senior logged 40 tackles, intercepted three passes and broke up six more.

Personal: Son of Pamela Jamieson ... also recruited by Nebraska, Oklahoma State, Arizona State and Oregon out of high school ... majoring in Retailing and Consumer Sciences.

THE COUGARS



5 • TURON WALKER

CB • 5-11 • 190 • Junior

Stockton, Calif. (St. Mary's HS)

Diablo Valley College

Year	G-GS	UT	AT	Total	Loss	Sacks	INT	FC	FR	PBU
2013	11-0	8	5	13	-	-	2-0	-	-	1
Career	11-0	8	5	13	-	-	2-0	-	-	1

2013: Played at cornerback in 11 games for Houston ... finished the year with 13 tackles including a career-high six at Rutgers ... also picked off two passes at Rutgers ... had one pass breakup at UTSA.

At Diablo Valley College: Led Diablo Valley with five interceptions and six pass deflections as a sophomore ... returned one interception for a touchdown ... totaled 32 tackles on the year, including a tackle for loss ... played a major role in a defense that limited opponents to just 313.8 yards per game ... helped lead Diablo Valley to an 8-2 record during the 2011 season ... part of a defensive unit in 2011 that limited the opposition to just 207.6 yards per game ... rated a three-star recruit by Rivals.com.

High School: Starred at St. Mary's High in Stockton, Calif., helping the Rams to an 11-2 record as a senior ... was a force on the defensive side of the ball, posting six interceptions and 25 pass deflections in his first season at the cornerback position ... rolled up 158 yards in interception returns, averaging over 26 yards per pick ... totaled 48 stops on the season and also blocked two field goals.

Personal: Majoring in Sociology.



1 • GREG WARD JR.

QB • 5-10 • 175 • Freshman

Tyler, Texas (John Tyler HS)

Year	G-GS	Comp-Att	Pct	Yds	Avg/game	TD	INT	R	Yds	TD
2013	9-0	18-27	66.7	300	33.3	1	-	40	179	2
Career	9-0	18-27	66.7	300	33.3	1	-	40	179	2

Year	G-GS	Rec	Yds	Avg	TD	Long
2013	9-0	9	97	10.8	1	29 vs. Cincinnati
Career	9-0	9	97	10.8	1	29 vs. Cincinnati

2013: Backup quarterback who also plays receiver and saw time as Houston's punt returner late in the year ... made his debut in the third game of the season vs. Rice ... connected on all three pass attempts for a total of 48 yards vs. Rice while picking up 80 yards on the ground off nine rushing attempts ... had 40 yards of total offense vs. UTSA and scored first career touchdown on a six-yard run ... threw his first career passing touchdown against BYU as he hit Xavier Maxwell for a career-long 69-yard scoring strike ... had his second rushing touchdown at Rutgers as he finished the game with 91 rushing yards off 11 attempts including a two-yard run ... made his first career reception vs. Louisville as he pulled in a seven-yard gain for a UH first down ... had three receptions for 42 yards including a career-long 29-yard reception vs. Cincinnati ... also was 5-of-9 for 74 yards at QB in the game ... hauled in his first career receiving touchdown against SMU as he made a leaping 19-yard grab in the back of the end zone en route to five receptions for 48 yards vs. the Mustangs.

High School: Three-star recruit by ESPN, Rivals, Scout and 247Sports ... No. 3 quarterback in the state of Texas by Dave Campbell ... No. 60 player in the state of Texas by Rivals ... named to Dave Campbell's Second Team All-Texas team ... named to the 2013 Old Coach Class 4A All-State first team ... named Associated Press Class 4A Honorable Mention All-State ... Dave Campbell's 4A Region II Player of the Year ... led Texas' Class 4A with 4,202 passing yards and 39 touchdowns against five interceptions as a senior ... also added 861 rushing yards and 13 touchdowns on 170 carries ... as a junior threw for 3,596 yards and 32 touchdowns against five interceptions while rushing 207 times for 1,212 yards and 18 touchdowns ... playing as a wide receiver as a sophomore, pulled in 53 receptions for 667 yards and eight touchdowns.

Personal: Majoring in Kinesiology ... son of Mary and Greg Ward ... one of six siblings with three brothers and two sisters ... related to Kendall Hunter from the San Francisco 49ers.

2013 SEASON

COACHING STAFF

THE COUGARS

SEASON REVIEW

BOWL HISTORY

THE COUGARS

2013 SEASON

COACHING STAFF

THE COUGARS

SEASON REVIEW

BOWL HISTORY



43 • AUSTIN WILSON

LB • 6-0 • 225 • Senior-3L

Tyler, Texas (Lee HS)

Year	G-GS	UT	AT	Total	Loss	Sacks	INT	FC	FR	PBU
2010	9-0	4	3	7	-	-	-	-	-	-
2011	11-0	-	-	-	-	-	-	-	-	-
2012	11-0	-	3	3	-	-	-	-	-	1
2013	12-0	3	4	7	-	-	-	-	-	-
Career	43-0	7	10	17	-	-	-	-	-	1

2013: Saw action in all 12 games as a backup linebacker and member of the special teams ... finished the year with seven tackles ... had three tackles on punt coverage team.


2012: Played in 11 games on special teams ... finished the year with tackles against North Texas, UAB and Tulsa ... also broke up a pass vs. UAB.

2011: Played in 11 games as a reserve linebacker and special teams performer ... had two solo stops in wins against North Texas and Rice ... also added tackles in back-to-back road wins at UAB and Tulane.

2010: Played in nine games ... made his collegiate debut against Texas State during the season opener recording six tackles ... posted one tackle vs. UTEP.

High School: Three-star recruit by Rivals.com at Lee High ... No. 47 outside linebacker by Rivals.com ... named the District 11-5A Most Valuable Player ... All-District linebacker ... All-East Texas First Team ... selected Second-Team All-District as a junior ... recorded 62 solo tackles, four sacks and 10 tackles for a loss.

Personal: Full name is Austin Keith Wilson ... son of James and Felicia Wilson ... majoring in Business.



26 • BRANDON WILSON

CB • 5-10 • 195 • RS-Freshman

Shreveport, La. (Calvary Academy)

Year	G-GS	UT	AT	Total	Loss	Sacks	INT	FC	FR	PBU
2013	11-0	2	3	5	-	-	-	-	-	1
Career	11-0	2	3	5	-	-	-	-	-	1

2013: Played in 11 games as a reserve defensive back and special teams contributor ... returned a blocked field goal 78 yards for a touchdown at UTSA ... was named The American Athletic Conference's Special Teams Player of the Week following the game ... had a career-best two tackles vs. Southern and SMU ... also broke up a pass against Southern.

2012: Redshirted.

High School: Helped lead Calvary Academy to the Louisiana state semifinals as a senior ... rushed for 1,800 yards with 21 touchdowns as a senior while accounting for 500 yards receiving and six more scores ... averaged 33 yards per kick return as a senior.

Personal: Majoring in Business ... son of Ruby and Kenneth Wilson ... is the middle of seven children.



51 • JON WITTEN

DE • 6-2 • 230 • Junior

Houston, Texas (Clear Lake HS)

Year	G-GS	UT	AT	Total	Loss	Sacks	INT	FC	FR	PBU
2011	0-0	-	-	-	-	-	-	-	-	-
2012	0-0	-	-	-	-	-	-	-	-	-
2013	9-0	-	-	-	-	-	-	-	-	-
Career	9-0	-	-	-	-	-	-	-	-	-

2013: Played in nine games as a member of the program's special teams.

2012: Provided depth but did not see any game action.

2011: Member of the TicketCity Bowl squad ... moved to defensive end before the start of spring ball.

2010: Redshirted.

High School: Competed for head coach Troy Aduddell at Clear Lake High ... Space City Classic All-Star Game participant ... helped lead Falcons to 8-3 record with district and bi-district championships as a senior in 2009 ... limited to only three games as a senior but finished with 43 tackles in three games ... recorded 99 tackles as a junior and added 56 tackles as a sophomore.

Personal: Full name is Jonathan Cramer Witten ... son of Jim and Teresa Witten ... majoring in Kinesiology.

2013 SEASON

COACHING STAFF

THE COUGARS

SEASON REVIEW

BOWL HISTORY

THE COUGARS


2013 SEASON

COACHING STAFF

THE COUGARS

SEASON REVIEW

BOWL HISTORY




61 • JAMAL BAKER
DE • 6-3 • 260 • Sophomore
Houston, Texas (Sharpstown HS)
Texas Southern



36 • NOMLUIS FRUGE
DB • 6-1 • 199 • Freshman
Houston, Texas (E.L. Furr)



48 • LINELL BONNER
WR • 6-0 • 191 • Freshman
Houston, Texas (Dekaney)



2 • DONALD GAGE III
WR • 5-11 • 175 • Freshman
Zachary, La. (Zachary)




9 • BILLY COSH
QB • 6-1 • 202 • Junior
Annapolis, Md. (Arundel)
Butler CC



61 • WILLIAM GARRETT
OL • 6-7 • 257 • Senior
Tomball, Texas (Tomball)




31 • HAYDEN DANIELS
WR • 6-4 • 200 • Sophomore
Naperville, Ill. (Naperville)
Illinois



86 • CHRIS GUDMUNDSON
K • 5-10 • 200 • Junior
Torrance, Calif. (Torrance)
El Camino College



54 • CAMERON DOUBENMIER
LB • 5-11 • 217 • Freshman
League City, Texas (Clear Springs)



18 • LEE HIGHTOWER
DB • 6-2 • 192 • Junior
Inglewood, Calif. (Loyola)
Boise State



41 • KELECHI EJEKAM
WR • 6-3 • 190 • Sophomore
Houston, Texas (Lamar)



12 • D'JUAN HINES
WR • 6-2 • 203 • Freshman
Spring, Texas (Dekaney)



THE COUGARS




99 • MELVIN HOLLAND

DT • 6-0 • 276 • Junior
Missouri City, Texas (Elkins)
Navarro JC



87 • DEREK MCLEMORE

WR • 5-10 • 179 • Freshman
Southlake, Texas (Southlake Carroll)



30 • GREYSON HUGHES

WR • 6-0 • 179 • Sophomore
Houston, Texas (Cypress Falls)
Kansas State



59 • ANDREW OKONKWO

DT • 6-4 • 275 • RS Freshman
Anambra State, Nigeria (St. Augustine's Seminary)



35 • JEREMY JOHNSON

DB • 6-0 • 192 • Junior
Silsbee, Texas (Silsbee)
West Virginia



80 • CAMERON OLIVER

WR • 6-2 • 175 • RS Freshman
Richardson, Texas (Canyon Creek Christian Aca.)
UL-Monroe



2 • KENT LONDON

DB • 6-2 • 215 • Junior
San Jose, Calif. (Milpitas)
Foothill CC




56 • DAMIEN PARRIS

OL • 6-5 • 310 • Junior
Miami, Fla. (Florida Christian Institute)
Contra Costa CC



82 • CARLOS LUNA

K • 5-10 • 180 • Sophomore
Oxnard, Calif. (Channel Island)
Ventura CC




45 • JOSH PEGREM

TE • 6-4 • 245 • Junior
Dallas, Texas (Tyler Street Christian)
Texas Tech



27 • JALYNN MCCAIN

RB • 5-10 • 220 • Sophomore
Houston, Texas (George Bush)
San Jose State



31 • LOGAN PIPER

P • 6-1 • 200 • Junior
Missouri City, Texas (Hightower)

2013 SEASON

COACHING STAFF

THE COUGARS

SEASON REVIEW

BOWL HISTORY

THE COUGARS

2013 SEASON



13 • KYLE POSTMA
QB • 6-2 • 180 • Freshman
Katy, Texas (Seven Lakes)



77 • JOSH THOMAS
OL • 6-5 • 327 • Freshman
Shreveport, La. (Evangel Christian Aca.)

COACHING STAFF



4 • TREVON RANDLE
LB • 6-2 • 218 • Sophomore
League City, Texas (Clear Springs)
LSU



91 • NICK THURMAN
DT • 6-3 • 285 • Freshman
Dallas, Texas (Lake Highlands)

THE COUGARS



89 • BYRON SIMPSON
LS/TE • 6-4 • 222 • Freshman
Cat Spring, Texas (Sealy)



8 • CALEB TUCKER
LB • 6-2 • 223 • Freshman
Monroe, La. (Ouachita)

SEASON REVIEW



22 • MIKEAL SMITH
DB • 5-8 • 180 • Sophomore
Brazoria, Texas (Sweeny)
East Texas Baptist



29 • JAVIN WEBB
RB • 5-8 • 172 • Freshman
Shreveport, La. (Evangel Christian Aca.)

BOWL HISTORY



76 • JA'BRAYLIN THOMAS
OL • 6-5 • 358 • Freshman
Weimar, Texas (Weimar)



28 • TYLER WHITE
DB • 5-10 • 181 • Sophomore
Missouri City, Texas (Thurgood Marshall)
Utah



86 • JACK THOMAS
WR • 6-4 • 195 • Freshman
Sugar Land, Texas (Fort Bend Christian Aca.)



25 • CASEY WILLIAMS
WR • 5-9 • 175 • Freshman
Houston, Texas (Alief Elsik)



2013 HOUSTON FOOTBALL

2013 REVIEW

Team Statistics	84
Individual Statistics	85-87
Game-by-Game Statistics	88
Starting Lineups	89
Participation	90
The Last Time	91
Season Highs	92
Team Game-by-Game	93
Houston Scoring Drives	94
Opponent Scoring Drives	95
Game Recaps	96-101
The American Statistics	102

TEAM STATS

2013 SEASON

COACHING STAFF

THE COUGARS

SEASON REVIEW

BOWL HISTORY

Schedule & Results

Date	Opponent	W/L	Score	Time	Attendance
Aug. 30	Southern+	W	62-13	3:38	26,205
Sept. 7	at Temple*	W	22-13	3:34	27,328
Sept. 21	vs. Rice+	W	31-26	3:40	34,831
Sept. 28	at UTSA	W	59-28	3:43	32,487
Oct. 12	Memphis**	W	25-15	3:19	20,103
Oct. 19	BYU+	L	47-46	4:07	33,115
Oct. 26	at Rutgers*	W	49-14	3:09	52,200
Oct. 31	USF+*	W	35-23	3:20	22,707
Nov. 9	at UCF*	L	19-14	3:20	44,665
Nov. 16	at Louisville*	L	20-13	3:21	53,027
Nov. 23	Cincinnati**	L	24-17	3:33	20,197
Nov. 29	SMU+*	W	34-0	3:14	23,210

+ at Reliant Stadium
 ^ at BBVA Compass Stadium
 * Conference Game

Score by Quarters

	1	2	3	4	OT	Total
Houston	86	129	95	97	-	407
Opponents	70	83	50	39	-	242

Team Statistics

	Houston	Opponent
SCORING	407	242
Points Per Game	33.9	20.2
FIRST DOWNS	270	276
Rushing	96	111
Passing	142	146
Penalty	32	19
RUSHING YARDAGE	1,661	1,726
Yards gained rushing	2,025	2,122
Yards lost rushing	364	396
Rushing Attempts	408	489
Average Per Rush	4.1	3.5
Average Per Game	138.4	143.8
TDs Rushing	18	15
PASSING YARDAGE	3,409	3,314
Comp-Att-Int	278-469-8	292-474-23
Average Per Pass	7.3	7.0
Average Per Catch	12.3	11.3
Average Per Game	284.1	276.2
TDs Passing	28	13
TOTAL OFFENSE	5,070	5,040
Total Plays	877	963
Average Per Play	5.8	5.2
Average Per Game	422.5	420.0
KICK RETURNS: #-YARDS	42-1044	39-841
PUNT RETURNS: #-YARDS	18-67	14-55
INT RETURNS: #-YARDS	23-309	8-43
KICK RETURN AVERAGE	24.9	21.6
PUNT RETURN AVERAGE	3.7	3.9
INT RETURN AVERAGE	13.4	5.4
FUMBLES-LOST	15-7	23-17
PENALTIES-YARDS	90-809	101-874
Average Per Game	67.4	72.8
PUNTS-YARDS	63-2,717	61-2,385
Average Per Punt	43.1	39.1
Net punt average	41.3	37.3
TIME OF POSSESSION/GAME	25:49	34:11
3RD-DOWN CONVERSIONS	67/174	71/196
3rd-Down Pct.	39%	36%
4TH-DOWN CONVERSIONS	3/14	13/24
4th-Down Pct.	21%	54%
SACKS BY-YARDS	30-244	25-189
MISC YARDS	88	63
TOUCHDOWNS SCORED	51	29
FIELD GOALS-ATTEMPTS	16-22	15-23
ON-SIDE KICKS	0-0	1-2
RED-ZONE SCORES	46-55 (84%)	33-45 (73%)
RED-ZONE TOUCHDOWNS	32-55 (58%)	23-45 (51%)
PAT-ATTEMPTS	49-49 (100%)	23-26 (88%)
ATTENDANCE	145,537	209,707
Games/Avg. Per Game	6/24,256	5/41,941
Neutral Site Games		1/34,831



DEONTAY GREENBERRY



INDIVIDUAL STATS

2013 SEASON

COACHING STAFF

THE COUGARS

SEASON REVIEW

BOWL HISTORY

Rushing

	GP	Att	Gain	Loss	Net	Avg	TD	Long	Avg/G
R. Jackson	12	137	706	51	655	4.8	6	37	54.6
K. Farrow	10	95	502	16	486	5.1	5	40	48.6
G. Ward Jr.	9	40	216	37	179	4.5	2	29	19.9
J. Hicks	9	21	105	10	95	4.5	2	15	10.6
K. Brooks	11	18	75	5	70	3.9	1	10	6.4
D. Spencer	12	7	69	0	69	9.9	1	45	5.8
J. O'Korn	12	70	279	213	66	0.9	1	24	5.5
D. Piland	2	5	33	2	31	6.2	0	14	15.5
R. Hollimon	4	4	24	0	24	6.0	0	12	6.0
W. Beadle	11	1	10	0	10	10.0	0	10	0.9
D. Greenberry	11	2	6	0	6	3.0	0	5	0.5
TEAM	6	8	0	30	-30	-3.8	0	0	-5.0
Total	12	408	2025	364	1661	4.1	18	45	138.4
Opponents	12	489	2122	396	1726	3.5	15	38	143.8

Passing

	GP	Eff.	Cmp-Att-Int	Pct	Yds	TD	Lng	Avg/G
J. O'Korn	12	138.2	239-399-8	59.9	2889	26	83	240.8
D. Piland	2	106.9	21-40-0	52.5	220	1	20	110.0
G. Ward Jr.	9	172.2	18-27-0	66.7	300	1	69	33.3
TEAM	6	0.0	0-2-0	0.0	0	0	0	0.0
K. Brooks	11	0.0	0-1-0	0.0	0	0	0	0.0
Total	12	136.6	278-469-8	59.3	3409	28	83	284.1
Opponents	12	119.7	292-474-23	61.6	3314	13	57	276.2

Receiving

	GP	No.	Yds	Avg	TD	Long	Avg/G
D. Greenberry	11	76	1106	14.6	10	83	100.5
D. Spencer	12	50	764	15.3	6	76	63.7
X. Maxwell	12	28	405	14.5	4	69	33.8
R. Jackson	12	25	270	10.8	2	44	22.5
K. Farrow	10	24	113	4.7	1	22	11.3
L. McDuffey	7	16	118	7.4	0	16	16.9
M. Ambles	9	11	147	13.4	0	31	16.3
A. Johnson	12	11	95	8.6	1	20	7.9
D. Ayers	12	9	116	12.9	1	30	9.7
G. Ward Jr.	9	9	97	10.8	1	29	10.8
A. Rodriguez	10	9	88	9.8	0	17	8.8
W. Beadle	11	6	63	10.5	1	20	5.7
J. Leday	2	1	9	9.0	1	9	4.5
J. Hicks	9	1	8	8.0	0	8	0.9
K. Brooks	11	1	6	6.0	0	6	0.5
L. Stice	12	1	4	4.0	0	4	0.3
Total	12	278	3409	12.3	28	83	284.1
Opponents	12	292	3314	11.3	13	57	276.2

Punt Returns

	No.	Yds	Avg	TD	Long
D. Payne	15	64	4.3	0	31
L. McDuffey	2	2	1.0	0	3
M. Ambles	1	1	1.0	0	1
Total	18	67	3.7	0	31
Opponents	14	55	3.9	0	41

Interceptions

	No.	Yds	Avg	TD	Long
A. McDonald	5	80	16.0	0	40
Z. McMillian	4	65	16.2	0	48
T. Stewart	4	16	4.0	0	16
T. Walker	2	0	0.0	0	0
T. Bates	2	0	0.0	0	0
S. Taylor	1	0	0.0	0	0
B. Singleton	1	6	6.0	0	6
T. Bowser	1	6	6.0	0	6
W. Jackson	1	96	96.0	1	96
T. Mark	1	11	11.0	0	11
D. Mathews	1	29	29.0	1	29
Total	23	309	13.4	2	96
Opponents	8	43	5.4	0	22

Kick Returns

	No.	Yds	Avg	TD	Long
D. Ayers	33	884	26.8	1	95
D. Payne	4	78	19.5	0	21
M. Ambles	2	60	30.0	0	39
L. Stice	1	4	4.0	0	4
K. Brooks	1	13	13.0	0	13
R. Jackson	1	5	5.0	0	5
Total	42	1044	24.9	1	95
Opponents	39	841	21.6	0	47

Fumble Returns

	No.	Yds	Avg	TD	Long
T. Stewart	1	15	15.0	1	15
E. Eiland	1	62	62.0	0	62
B. Wilson	0	0	0.0	1	0
Total	2	77	38.5	2	62
Opponents	1	7	7.0	1	7

INDIVIDUAL STATS

2013 SEASON

COACHING STAFF

THE COUGARS

SEASON REVIEW

BOWL HISTORY

Scoring

Player	TD	FGs	PATs						Saf Points
			Kick	Rush	Rcv	Pass	DXP		
R. Leone	0	11-17	32-32	0-0	0	0-0	0	0	65
D. Greenberry	10	0-0	0-0	0-0	0	0-0	0	0	60
R. Jackson	8	0-0	0-0	0-0	0	0-0	0	0	48
D. Spencer	7	0-0	0-0	0-0	0	0-0	0	0	42
K. Farrow	6	0-0	0-0	0-0	1	0-0	0	0	38
K. Bullard	0	5-5	17-17	0-0	0	0-0	0	0	32
X. Maxwell	4	0-0	0-0	0-0	0	0-0	0	0	24
G. Ward Jr.	3	0-0	0-0	0-0	0	0-0	0	0	18
D. Ayers	2	0-0	0-0	0-0	0	0-0	0	0	12
J. Hicks	2	0-0	0-0	0-0	0	0-0	0	0	12
J. O'Korn	1	0-0	0-0	0-0	0	1-2	0	0	6
B. Wilson	1	0-0	0-0	0-0	0	0-0	0	0	6
D. Matthews	1	0-0	0-0	0-0	0	0-0	0	0	6
W. Jackson	1	0-0	0-0	0-0	0	0-0	0	0	6
J. Leday	1	0-0	0-0	0-0	0	0-0	0	0	6
W. Beadle	1	0-0	0-0	0-0	0	0-0	0	0	6
K. Brooks	1	0-0	0-0	0-0	0	0-0	0	0	6
A. Johnson	1	0-0	0-0	0-0	0	0-0	0	0	6
T. Stewart	1	0-0	0-0	0-0	0	0-0	0	0	6
TEAM	0	0-0	0-0	0-0	0	0-0	0	1	2
Total	51	16-22	49-49	0-0	1	1-2	0	1	407
Opponents	29	15-23	23-26	0-1	0	0-2	0	0	242

All-Purpose Yards

	G	Rush	Rec	PR	KOR	IR	Tot	Avg/G
D. Greenberry	11	6	1106	0	0	0	1112	101.1
D. Ayers	12	0	116	0	884	0	1000	83.3
R. Jackson	12	655	270	0	5	0	930	77.5
D. Spencer	12	69	764	0	0	0	833	69.4
K. Farrow	10	486	113	0	0	0	599	59.9
X. Maxwell	12	0	405	0	0	0	405	33.8
G. Ward Jr.	9	179	97	0	0	0	276	30.7
M. Ambles	9	0	147	1	60	0	208	23.1
D. Payne	11	0	0	64	78	0	142	12.9
L. McDuffey	7	0	118	2	0	0	120	17.1
J. Hicks	9	95	8	0	0	0	103	11.4
W. Jackson	12	0	0	0	0	96	96	8.0
A. Johnson	12	0	95	0	0	0	95	7.9
K. Brooks	11	70	6	0	13	0	89	8.1
A. Rodriguez	10	0	88	0	0	0	88	8.8
A. McDonald	12	0	0	0	0	80	80	6.7
W. Beadle	11	10	63	0	0	0	73	6.6
J. O'Korn	12	66	0	0	0	0	66	5.5
Z. McMillian	12	0	0	0	0	65	65	5.4
D. Piland	2	31	0	0	0	0	31	15.5
D. Matthews	12	0	0	0	0	29	29	2.4
R. Hollimon	4	24	0	0	0	0	24	6.0
T. Stewart	12	0	0	0	0	16	16	1.3
T. Mark	12	0	0	0	0	11	11	0.9
J. Leday	2	0	9	0	0	0	9	4.5
L. Stice	12	0	4	0	4	0	8	0.7
B. Singleton	12	0	0	0	0	6	6	0.5
T. Bowser	12	0	0	0	0	6	6	0.
Team	6	-30	0	0	0	0	-30	-5.0
Total	12	1661	3409	67	1044	309	6490	540.8
Opponents	12	1726	3314	55	841	43	5979	498.2

Total Offense

	G	Plays	Rush	Pass	Tot	Avg/G
J. O'Korn	12	469	66	2889	2955	246.2
R. Jackson	12	137	655	0	655	54.6
K. Farrow	10	95	486	0	486	48.6
G. Ward Jr.	9	67	179	300	479	53.2
D. Piland	2	45	31	220	251	125.5
J. Hicks	9	21	95	0	95	10.6
K. Brooks	11	19	70	0	70	6.4
D. Spencer	12	7	69	0	69	5.8
R. Hollimon	4	4	24	0	24	6.0
W. Beadle	11	1	10	0	10	0.9
D. Greenberry	11	2	6	0	6	0.5
TEAM	6	10	-30	0	-30	-5.0
Total	12	877	1661	3409	5070	422.5
Opponents	12	963	1726	3314	5040	420.0

Punting

	No.	Yds	Avg	Long	TB	FC	I20	50+	Blkd
Leone	63	2717	43.1	65	3	29	33	14	0
Total	63	2717	43.1	65	3	29	33	14	0
Opp.	61	2385	39.1	59	2	22	12	7	0

Field Goals

	Leone	Bullard
FGM-FGA	11-17	5-5
Percentage	64.7	100.0
1-19	2-2	0-0
20-29	6-7	4-4
30-39	2-3	0-0
40-49	1-5	1-1
50-99	0-0	0-0
Long	40	46
Blocked	3	0

Field Goal Sequence

	Houston	Opponents
Southern	(30),(38)	-
Temple	35,(40),(19),(19),(24),(22)	25
Rice	(24),40	55,50
UTSA	(25),26	29
Memphis	(24)	(33),(50),(24),(42),(38)
BYU	(29),45,40	(41),(20)
Rutgers	41	-
USF	-	(39),(50),(49)
UCF	-	(45),(40),50
Louisville	(46),(22)	(37),(39)
Cincinnati	(27)	41,(25),43,24
SMU	(27),(27)	-

Numbers in (parentheses) indicate field goal was made.



DEFENSIVE STATS

Defensive Leaders

	GP	Tackles			TFL-Yds	Sacks-Yds	Int-Yds	BrUp	QBH	Fumbles		Blk	Saf
		Solo	Ast	Total						Rcv-Yds	FF		
Efrem Oliphant	12	65	58	123	12.5-54	3-29	-	1	5	1-0	2	-	-
Derrick Mathews	12	71	39	110	12.0-63	7-53	1-29	4	3	2-0	2	-	-
Trevon Stewart	12	61	38	99	1.5-2	-	4-16	5	-	6-15	2	-	-
Adrian McDonald	12	51	40	91	1.5-6	-	5-80	3	-	1-0	-	-	-
Steven Taylor	12	33	42	75	7.0-40	4-28	1-0	5	2	2-0	-	-	-
Zach McMillian	12	38	15	53	-	-	4-65	6	1	-	1	-	-
Thomas Bates	11	38	15	53	1.0-2	-	2-0	9	-	-	2	-	-
Trevor Harris	12	20	27	47	7.5-22	4-14	-	-	6	-	1	1	-
William Jackson	12	27	8	35	-	-	1-96	6	1	-	1	-	-
Joey Mbu	12	11	16	27	3.5-12	1-3	-	3	5	-	-	-	-
Tyus Bowser	12	11	15	26	5.5-38	5-35	1-6	2	11	-	1	-	-
Jeremiah Farley	12	12	13	25	9.0-51	3-37	-	1	3	1-0	2	-	-
Tomme Mark	12	6	17	23	1.5-5	1-3	1-11	-	2	-	-	-	-
B.J. Singleton	12	10	12	22	3.0-16	3-15	1-6	2	1	-	-	3	-
George Bamfo	9	12	8	20	-	-	-	-	-	1-0	-	-	-
Earl Foster	12	16	4	20	-	-	-	-	-	1-0	-	-	-
Eric Eiland	8	9	10	19	2.0-9	2-8	-	2	2	1-62	-	-	-
Eric Braswell	11	9	10	19	3.5-24	3-19	-	-	3	-	2	-	-
Turon Walker	11	8	5	13	-	-	2-0	1	-	-	-	-	-
Cameron Malveaux	11	3	8	11	-	-	-	-	1	1-0	-	-	-
Alex Tillman	12	5	4	9	-	-	-	1	-	-	-	-	-
Luke Stice	12	4	5	9	-	-	-	-	-	-	-	-	-
Austin Wilson	12	3	4	7	-	-	-	-	-	-	-	-	-
Elandon Roberts	7	3	3	6	1.0-0	-	-	-	1	-	-	-	-
Brandon Wilson	11	2	3	5	-	-	-	1	-	-	-	-	-
Kent Brooks	11	2	3	5	-	-	-	-	-	-	-	-	-
Adrian Bennett	12	3	1	4	-	-	-	-	-	-	-	-	-
Tyler McCloskey	11	-	3	3	-	-	-	-	-	-	-	-	-
Steven Aikens	11	-	2	2	-	-	-	-	-	-	-	-	-
Jarrett Irving	4	1	1	2	-	-	-	-	-	-	-	-	-
Nolan Frese	12	-	2	2	-	-	-	-	-	-	-	-	-
Kenneth Farrow	10	1	1	2	-	-	-	-	-	-	-	-	-
Daniel Spencer	12	2	-	2	-	-	-	-	-	-	-	-	-
Deontay Greenberry	11	2	-	2	-	-	-	-	-	-	-	-	-
Ryan Jackson	12	1	-	1	-	-	-	-	-	-	-	-	-
Justin Hicks	9	1	-	1	-	-	-	-	-	-	-	-	-
Greg Ward Jr.	9	1	-	1	-	-	-	-	-	-	-	-	-
Marcus Dillard	4	-	1	1	-	-	-	-	-	-	-	-	-
Wayne Beadle	11	-	1	1	-	-	-	-	-	-	-	-	-
Demarcus Ayers	12	1	-	1	-	-	-	-	-	-	-	-	-
TEAM	6	-	-	-	-	-	-	-	-	-	-	-	1
Total	12	543	434	977	72-347	30-244	23-309	51	47	17-77	16	4	1
Opponents	12	484	384	868	81-330	25-189	8-43	66	39	7-7	8	3	-

2013 SEASON

COACHING STAFF

THE COUGARS

SEASON REVIEW

BOWL HISTORY

GAME-BY-GAME STATS

2013 SEASON

COACHING STAFF

THE COUGARS

SEASON REVIEW

BOWL HISTORY

Rushing (Att.-Yards-TD)

	Brooks	Farrow	Hicks	Jackson	O'Korn	Piland	Ward
Southern	-	20-97-0	10-59-1	10-120-2	2-4-0	3-23-0	-
Temple	-	9-78-0	5-8-0	22-109-1	9-20-0	2-8-0	-
Rice	2-5-0	-	-	19-87-1	4-(-4)-0	-	9-80-0
UTSA	2-9-0	-	3-27-1	18-68-0	4-31-0	-	4-11-1
Memphis	-	15-33-2	1-(-2)-0	7-7-0	2-7-0	-	2-(-4)-0
BYU	-	4-9-0	-	14-61-0	10-(-23)-0	-	1-1-0
Rutgers	5-23-0	6-74-1	2-3-0	5-25-0	4-(-29)-0	-	11-91-1
USF	-	6-51-1	-	10-54-1	5-(-11)-0	-	3-3-0
UCF	1-0-0	8-57-0	-	5-12-0	13-56-1	-	-
Louisville	-	9-24-1	-	13-46-0	7-4-0	-	-
Cincinnati	-	9-36-0	-	7-4-0	7-11-0	-	7-(-2)-0
SMU	8-33-1	9-27-0	-	7-62-1	3-5-0	-	3-(-2)-0

Kicking (FG-FG Seq.-PAT)

	Bullard		Leone			
Southern	-	-	1-1	2-2	30, 38	5-5
Temple	-	-	-	5-6	(35),40,19,19,24,22	1-1
Rice	-	-	-	1-2	24, (40)	4-4
UTSA	-	-	1-1	1-2	25, (26)	7-7
Memphis	-	-	-	1-1	24	2-2
BYU	-	-	-	1-3	29, (45), (40)	5-5
Rutgers	-	-	-	0-1	(41)	7-7
USF	-	-	5-5	-	-	-
UCF	-	-	2-2	-	-	-
Louisville	2-2	46, 22	1-1	-	-	-
Cincinnati	1-1	27	2-2	-	-	-
SMU	2-2	27, 27	4-4	-	-	-

Passing (Comp.-Att.-Int.-Yards-TD)

	O'Korn	Piland	Ward
Southern	11-15-0-107-3	15-23-0-148-1	-
Temple	23-31-0-233-0	6-17-0-72-0	-
Rice	15-33-1-281-3	-	3-3-0-48-0
UTSA	24-36-0-312-4	-	2-3-0-29-0
Memphis	13-30-0-198-1	-	1-1-0-11-0
BYU	29-45-3-363-3	-	2-2-0-72-1
Rutgers	24-30-0-364-5	-	4-5-0-36-0
USF	22-27-0-263-3	-	1-3-0-30-0
UCF	24-46-2-231-1	-	-
Louisville	16-35-0-121-0	-	-
Cincinnati	13-30-0-171-1	-	5-9-0-74-0
SMU	25-41-2-245-2	-	0-1-0-0-0

Punting

Leone	No.	Avg.	Long	50+	I-20	I-10	TB	FC	Ret.
Southern	4	47.0	55	2	3	0	1	1	2-(-9)
Temple	2	40.0	47	0	1	1	0	1	1-2
Rice	7	36.4	46	0	2	0	0	5	0-0
UTSA	3	32.3	38	0	3	2	0	2	0-0
Memphis	6	47.0	58	2	4	1	1	3	1-(-2)
BYU	8	47.9	61	3	4	3	0	2	3-(-4)
Rutgers	3	39.7	42	0	1	1	0	2	1-8
USF	4	45.5	59	1	2	1	0	1	1-41
UCF	5	45.6	65	1	2	2	1	1	2-17
Louisville	7	39.9	62	1	2	0	0	3	2-0
Cincinnati	10	44.7	64	3	5	3	0	5	1-2
SMU	4	44.2	51	1	4	0	0	3	0-0

Receiving (Rec.-Yards-TD)

	Ambles	Ayers	Beadle	Farrow	Greenberry	Hicks	Jackson	Johnson	Maxwell	McDuffey	Rodriguez	Spencer	Ward
Southern	-	-	-	2-19-0	6-70-1	-	1-7-0	-	3-24-0	2-6-0	2-18-0	9-102-2	-
Temple	-	-	-	-	14-165-0	1-8-0	1-6-0	-	8-75-0	2-11-0	-	3-40-0	-
Rice	1-31-0	-	-	-	6-146-1	-	4-57-1	-	1-3-0	-	1-12-0	4-76-1	-
UTSA	2-38-0	-	-	-	9-149-1	-	4-50-1	2-23-0	3-42-2	5-34-0	-	1-5-0	-
Memphis	4-19-0	-	-	-	4-76-0	-	1-44-0	-	1-33-0	3-20-0	-	1-17-1	-
BYU	-	-	-	2-(-1)-0	11-68-2	-	3-15-0	-	5-136-1	3-31-0	-	7-186-1	-
Rutgers	-	3-32-1	-	3-14-0	8-168-3	-	1-11-0	4-22-1	-	-	1-17-0	6-117-0	-
USF	1-16-0	1-30-0	-	5-24-1	4-106-1	-	2-34-0	3-40-0	2-13-1	-	-	3-19-0	-
UCF	1-7-0	1-20-0	2-32-1	3-25-0	8-94-0	-	3-9-0	2-10-0	2-21-0	-	-	2-13-0	-
Louisville	1-28-0	1-1-0	-	5-13-0	-	-	2-20-0	-	1-5-0	-	3-24-0	2-23-0	1-7-0
Cincinnati	1-8-0	1-23-0	-	1-6-0	6-64-1	-	-	-	1-36-0	-	-	5-66-0	3-42-0
SMU	-	2-10-0	1-7-0	3-13-0	-	-	3-17-0	-	1-17-0	1-16-0	2-17-0	7-100-1	5-48-1



2013 STARTERS

2013 SEASON

COACHING STAFF

THE COUGARS

SEASON REVIEW

BOWL HISTORY

Offense

	LT	LG	C	RG	RT	QB	TB	X	H	Y	Z
Southern	Oragwu	Harper	Redman	Forsch	Johnson	Piland	Farrow	McDuffey	Spencer	Greenberry	Maxwell
Temple	Harper	Sims	Redman	Forsch	Johnson	Piland	Farrow	McDuffey	Spencer	Greenberry	Maxwell
Rice	Harper	Sims	Redman	Forsch	Johnson	O'Korn	Jackson	McDuffey	Spencer	Greenberry	Maxwell
UTSA	Harper	Sims	Redman	Forsch	Johnson	O'Korn	Jackson	McDuffey	Spencer	Greenberry	Maxwell
Memphis	Sims	Harper	Redman	Forsch	Johnson	O'Korn	Farrow	McDuffey	Brooks*	Greenberry	Maxwell
BYU	Sims	Harper	Redman	Forsch	Johnson	O'Korn	Farrow	McDuffey	Spencer	Greenberry	Maxwell
Rutgers	Sims	Harper	Redman	Forsch	Johnson	O'Korn	Farrow	Johnson	Spencer	Greenberry	Maxwell
USF	Sims	Harper	Redman	Forsch	Johnson	O'Korn	Farrow	Johnson	Spencer	Greenberry	Maxwell
UCF	Sims	Harper	Redman	Forsch	Johnson	O'Korn	Farrow	Johnson	Spencer	Stice^	Cooper%
Louisville	Sims	Harper	Redman	Forsch	Johnson	O'Korn	Farrow	Johnson	Spencer	Greenberry	Maxwell
Cincinnati	Sims	Harper	Redman	Forsch	Johnson	O'Korn	Farrow	Ayers	McCloskey^	Stice^	Ambles
SMU	Sims	Cloud	Redman	Forsch	Harper	O'Korn	Farrow	Ayers	Spencer	Rodriguez	Maxwell

* - Started two running backs ^ - Started at fullback % - Started at tight end

Defense

	DE	DT	DT	DE	SLB	MLB	WLB	CB	FS	SS	CB
Southern	Eiland	Mbu	Mark	Braswell	Oliphant	Mathews	Bamfo	McMillian	Stewart	McDonald	Bates
Temple	Harris	Mbu	Mark	Braswell	Oliphant	Mathews	Bamfo	McMillian	Stewart	McDonald	Bates
Rice	Harris	Mbu	Mark	Braswell	Taylor	Mathews	Oliphant	McMillian	Stewart	McDonald	Bates
UTSA	Harris	Mbu	Mark	Bowser	Taylor	Mathews	Oliphant	McMillian	Stewart	McDonald	Bates
Memphis	Harris	Mbu	Mark	Eiland	Taylor	Mathews	Oliphant	McMillian	Stewart	McDonald	Bates
BYU	Harris	Mbu	Mark	Eiland	Taylor	Mathews	Oliphant	McMillian	Stewart	McDonald	Bates
Rutgers	Harris	Mbu	Mark	Braswell	Taylor	Mathews	Oliphant	McMillian	Stewart	McDonald	Jackson
USF	Harris	Mbu	Mark	Braswell	Taylor	Mathews	Oliphant	McMillian	Stewart	McDonald	Bates
UCF	Harris	Mbu	Mark	Eiland	Jackson*	Mathews	Oliphant	McMillian	Stewart	McDonald	Bates
Louisville	Eiland	Mbu	Mark	Braswell	Taylor	Mathews	Oliphant	Jackson	Stewart	McDonald	Bates
Cincinnati	Eiland	Mbu	Mark	Braswell	Taylor	Mathews	Oliphant	McMillian	Stewart	McDonald	Bates
SMU	Harris	Mbu	Mark	Eiland	Jackson*	Mathews	Oliphant	McMillian	Stewart	McDonald	Bates

* - Started five defensive backs

Specialists

	KO	PK	P	H	PR	KR	KR	LS
Southern	Leone	Leone	Leone	Seibert	McDuffey	Hicks	Ayers	Frese
Temple	Leone	Leone	Leone	Seibert	Payne	Hicks	Ayers	Frese
Rice	Leone	Leone	Leone	Seibert	Payne	Hicks	Ayers	Frese
UTSA	Leone	Leone	Leone	Seibert	Payne	Payne	Ayers	Frese
Memphis	Leone	Leone	Leone	Seibert	Payne	Ambles	Ayers	Frese
BYU	Leone	Leone	Leone	Seibert	Payne	Payne	Ayers	Frese
Rutgers	Leone	Leone	Leone	Seibert	Payne	Payne	Ayers	Frese
USF	Leone	Bullard	Leone	Seibert	Payne	Payne	Ayers	Frese
UCF	Leone	Bullard	Leone	Seibert	Payne	Payne	Ayers	Frese
Louisville	Leone	Bullard	Leone	Seibert	Payne	Payne	Ayers	Frese
Cincinnati	Leone	Bullard	Leone	Seibert	Payne	Payne	Ayers	Frese
SMU	Leone	Bullard	Leon	Seibert	Ward	Payne	Ayers	Frese

2013 PARTICIPATION

2013 SEASON

COACHING STAFF

THE COUGARS

SEASON REVIEW

BOWL HISTORY

Players	Southern	Temple	Rice	UTSA	Memphis	BYU	Rutgers	USF	UCF	Louisville	Cincinnati	SMU
Aikens	x	x	x	x	x	-	x	x	x	x	x	x
Amble	-	-	x	x	x	x	x	x	x	x	S-WR	-
Ayers	x	x	x	x	x	x	x	x	x	x	S-WR	S-WR
Bamfo	S-LB	S-LB	x	x	x	x	-	-	x	-	x	x
Bates	S-CB	S-CB	S-CB	S-CB	S-CB	S-CB	-	S-CB	S-CB	S-CB	S-CB	S-CB
Beadle	x	-	x	x	-	x	x	x	x	x	x	x
Bennett	x	x	x	x	x	x	x	x	x	x	x	x
Bowser	x	x	x	S-DE	x	x	x	x	x	x	x	x
Braswell	S-DE	S-DE	S-DE	-	x	x	S-DE	S-DE	x	S-DE	S-DE	x
Brooks	-	x	x	x	S-RB	x	x	x	x	x	x	x
Bullard	x	-	-	x	-	-	-	x	x	x	x	x
Cloud	-	-	x	x	x	x	x	x	-	x	x	S-LG
Cooper	x	x	x	x	x	-	x	x	S-TE	x	x	x
Cummings	x	-	x	x	-	-	-	-	-	-	-	-
Dillard	x	-	x	-	-	-	-	x	x	-	-	-
Eiland	S-DE	-	-	-	S-DE	S-DE	-	x	S-DE	S-DE	S-DE	S-DE
Farley	x	x	x	x	x	x	x	x	x	x	x	x
Farrow	S-RB	S-RB	-	-	S-RB	S-RB	S-RB	S-RB	S-RB	S-RB	S-RB	S-RB
Forsch	S-RG	S-RG	S-RG	S-RG	S-RG	S-RG	S-RG	S-RG	S-RG	S-RG	S-RG	S-RG
Foster	x	x	x	x	x	x	x	x	x	x	x	x
Frese	x	x	x	x	x	x	x	x	x	x	x	x
Greenberry	S-WR	S-WR	S-WR	S-WR	S-WR	S-WR	S-WR	S-WR	x	S-WR	x	-
Hall	x	x	-	x	-	-	-	-	-	-	-	-
Harper	S-LG	S-LT	S-LT	S-LT	S-LG	S-LG	S-LG	S-LG	S-LG	S-LG	S-LG	S-RT
Harris	x	S-DE	S-DE	S-DE	S-DE	S-DE	S-DE	S-DE	S-DE	x	x	S-DE
Hicks	x	x	x	x	x	-	x	x	x	-	x	x
Hollimon	x	x	x	x	-	-	-	-	-	-	-	-
Irving	x	x	x	-	-	-	-	-	-	-	-	-
C. Jackson	x	x	x	x	-	-	x	x	x	-	x	x
R. Jackson	x	x	S-RB	S-RB	x	x	x	x	x	x	x	x
W. Jackson	x	x	x	x	x	x	S-CB	x	S-CB	S-CB	x	S-CB
A. Johnson	x	x	x	x	x	x	S-WR	S-WR	S-WR	S-WR	x	x
Z. Johnson	S-RT	S-RT	S-RT	S-RT	S-RT	S-RT	S-RT	S-RT	S-RT	S-RT	S-RT	x
Leday	x	-	-	-	-	-	-	-	-	-	-	-
Leone	x	x	x	x	x	x	x	x	x	x	x	x
Long	x	-	-	-	-	-	-	-	-	-	-	-
Lunsford	x	x	x	x	x	x	x	x	x	x	x	x
Malveaux	x	x	x	x	x	x	x	x	x	x	x	-
Mark	S-DT	S-DT	S-DT	S-DT	S-DT	S-DT	S-DT	S-DT	S-DT	S-DT	S-DT	S-DT
Mathews	S-LB	S-LB	S-LB	S-LB	S-LB	S-LB	S-LB	S-LB	S-LB	S-LB	S-LB	S-LB
Maxwell	S-WR	S-WR	S-WR	S-WR	S-WR	S-WR	S-WR	S-WR	x	S-WR	x	S-WR
Mbu	S-DT	S-DT	S-DT	S-DT	S-DT	S-DT	S-DT	S-DT	S-DT	S-DT	S-DT	S-DT
McCloskey	x	x	x	x	x	x	x	x	x	x	S-FB	x
McDonald	S-SS	S-SS	S-SS	S-SS	S-SS	S-SS	S-SS	S-SS	S-SS	S-SS	S-SS	S-SS
McDuffey	S-WR	S-WR	S-WR	S-WR	S-WR	S-WR	-	-	-	-	-	x
McMillian	S-CB	S-CB	S-CB	S-CB	S-CB	S-CB	S-CB	S-CB	S-CB	x	S-CB	S-CB
McNeill	x	x	x	x	x	x	x	x	x	x	x	x
Mustafa	x	-	x	x	x	x	-	x	x	x	x	-
O'Korn	x	x	S-QB	S-QB	S-QB	S-QB	S-QB	S-QB	S-QB	S-QB	S-QB	S-QB
Okafor	x	x	x	x	x	x	x	x	x	x	x	x
Oliphant	S-LB	S-LB	S-LB	S-LB	S-LB	S-LB	S-LB	S-LB	S-LB	S-LB	S-LB	S-LB
Oragwu	S-LT	-	-	-	-	-	-	-	-	-	-	x
Payne	x	x	x	x	x	x	x	x	x	x	x	-
Piland	S-QB	S-QB	-	-	-	-	-	-	-	-	-	-
Redman	S-C	S-C	S-C	S-C	S-C	S-C	S-C	S-C	S-C	S-C	S-C	S-C
Roberts	x	x	-	x	x	x	x	x	-	-	-	-
Rodriguez	x	-	x	-	x	x	x	x	x	x	x	S-WR
Seibert	x	x	x	x	x	x	x	x	x	x	x	x
Sims	x	S-LG	S-LG	S-LG	S-LT	S-LT	S-LT	S-LT	S-LT	S-LT	S-LT	S-LT
Singleton	x	x	x	x	x	x	x	x	x	x	x	x
Spencer	S-WR	S-WR	S-WR	S-WR	x	S-WR	S-WR	S-WR	S-WR	S-WR	x	S-WR
Stewart	S-FS	S-FS	S-FS	S-FS	S-FS	S-FS	S-FS	S-FS	S-FS	S-FS	S-FS	S-FS
Stice	x	x	x	x	x	x	x	x	S-FB	x	S-FB	x
Taylor	x	x	S-LB	S-LB	S-LB	S-LB	S-LB	S-LB	x	S-LB	S-LB	x
Tillman	x	x	x	x	x	x	x	x	x	x	x	x
Walker	x	-	x	x	x	x	x	x	x	x	x	x
Ward	-	-	x	x	x	x	x	x	-	x	x	x
A. Wilson	x	x	x	x	x	x	x	x	x	x	x	x
B. Wilson	x	x	x	x	x	-	x	x	x	x	x	x
Witten	x	-	x	x	x	x	x	x	x	x	-	-

x - played



THE LAST TIME...

2013 SEASON

COACHING STAFF

THE COUGARS

SEASON REVIEW

BOWL HISTORY

HOUSTON INDIVIDUAL

- Rushed for 100 yards**
120, Ryan Jackson at Temple, 9/7/13
- Rushed for 200 yards**
210, Charles Sims vs. North Texas, 10/6/12
- Passed for 300 yards**
364, John O’Korn at Rutgers, 10/26/13
- Passed for 400 yards**
580, David Piland vs. Louisiana Tech, 9/8/12
- Passed for 500 yards**
580, David Piland vs. Louisiana Tech, 9/8/12
- Had 100 yards receiving**
100, Daniel Spencer vs. SMU, 11/29/13
- Had 200 yards receiving**
228, Patrick Edwards vs. Penn State, 1/1/12
- Returned a punt for a touchdown**
Damian Payne vs. Tulane, 11/10/11 (76 yards)
Patrick Edwards vs. Tulane, 11/10/11 (70 yards)
- Returned a kickoff for a touchdown**
Demarcus Ayers vs. BYU, 10/19/13 (95 yards)
- Returned an interception for a touchdown**
Derrick Mathews vs. BYU, 10/19/13 (29 yards)
- Returned a fumble for a touchdown**
Trevon Stewart vs. Cincinnati, 11/23/13 (15 yards)
- Returned a blocked field goal for a TD**
Brandon Wilson at UTSA, 9/28/13 (78 yards)
- Returned a missed field goal for a TD**
Tyron Carrier at Southern Miss, 11/20/10 (89 yards)
- Returned a blocked punt for a touchdown**
Zack Chatman at Arkansas, 10/12/91 (recovered in end zone)
- Rushed for three touchdowns**
3, Charles Sims vs. UTEP, 10/27/12
- Threw four touchdown passes**
5, John O’Korn at Rutgers, 10/26/13
- Caught three touchdown passes**
3, Deontay Greenberry at Rutgers, 10/26/13
- Kicked three field goals**
5, Richie Leone at Temple, 9/7/13
- Had a 70-yard run from scrimmage**
72, Ryan Jackson vs. Tulane, 11/24/12
- Had a 70-yard pass completion**
83, John O’Korn to Deontay Greenberry at Rutgers, 10/26/13
- Had 50-yard field goal**
52, Matt Hogan vs. UAB, 10/13/12

HOUSTON TEAM

- 400 yards rushing**
496 vs. Louisville, 9/28/85
- 300 yards rushing**
372 vs. Southern, 8/30/13
- Had two 100-yard rushers**
Charles Sims (111) & Michael Hayes (100) at UTEP, 9/29/11
- 500 yards passing**
580 vs. Louisiana Tech, 9/8/12
- 400 yards passing**
400 at Rutgers, 10/26/13
- 300 yards passing**
400 at Rutgers, 10/26/13
- 600 yards total offense**
611 at Rutgers, 10/26/13
- 500 yards total offense**
611 at Rutgers, 10/26/13
- 30 first downs**
32 at Temple, 9/7/13
- 50 points**
59 at UTSA, 9/28/13
- Scored a safety**
vs. BYU, 10/19/13
- Posted a shutout**
34-0 vs. SMU, 11/29/13
- Held opponent under 100 yards rushing**
83 vs. SMU, 11/29/13
- Held opponent under 100 yards passing**
64, Memphis, 10/30/10
- Held an opponent under 200 total yards**
179, Texas Southern, 11/24/07
- Blocked a punt**
vs. Tulane, 10/17/09
- Blocked a field goal**
at UCF, 11/9/13
- Blocked an extra point attempt**
vs. Rice, 9/21/13
- Had no turnovers**
at Louisville, 11/16/13

OPPONENT INDIVIDUAL

- Rushed for 100 yards**
137, Dominique Brown, Louisville, 11/16/13
- Rushed for 200 yards**
240, Joe Banyard, UTEP, 9/29/11
- Passed for 300 yards**
386, Brendon Kay, Cincinnati, 11/23/13
- Passed for 400 yards**
417, Taysom Hill, BYU, 10/19/13
- Had 100 yards receiving**
137, Anthony McClung, Cincinnati, 11/23/13
132, Shaq Washington, Cincinnati, 11/23/13
- Returned a punt for a touchdown**
82, Dez Bryant, Oklahoma State, 9/12/09
- Returned a kickoff for a touchdown**
100, Jonathan Warzeka, Air Force, 12/31/09
- Returned an interception for a touchdown**
22, Cory Dorris, Tulsa, 11/10/12
- Returned a fumble for a touchdown**
20, Kevin Pope, SMU, 10/8/12
- Returned a blocked punt for a touchdown**
Kinny Spotwood, Tulsa, 10/1/05 (23 yards)
- Returned a blocked field goal for a touch-down**
Alex Lyons, Rice, 9/21/13 (62 yards)
- Rushed for three touchdowns**
3, Tevin King, Louisiana Tech, 9/8/12
- Threw three touchdown passes**
4, Taysom Hill, BYU, 10/9/13
- Caught three touchdown passes**
3, Danny Webster, ECU, 11/3/12
- Kicked three field goals**
3, Marvin Kloss, USEF, 10/31/13
- Had a 70-yard run from scrimmage**
73, Marcus Curry, Texas State, 9/1/12
- Had a 70-yard pass completion**
88, Driphus Jackson to Sam McGuffie, Rice, 9/29/12
- Had a 50-yard field goal**
50, Jake Elliott, Memphis, 10/12/13

OPPONENT TEAM

- 400 yards rushing**
409, Mississippi State, 10/9/10
- 300 yards rushing**
350, Tulsa, 11/10/12
- 400 yards passing**
401, Cincinnati, 11/23/13
- 300 yards passing**
401, Cincinnati, 11/23/13
- 500 yards total offense**
573, Cincinnati, 11/23/13
- 30 first downs**
41, BYU, 10/19/13
- 50 points**
56, Louisiana Tech, 9/8/12
- Scored a safety**
Mississippi State, 10/9/10
- Posted a shutout**
48-0, Texas, 9/23/00
- Held UH under 100 yards rushing**
33, Cincinnati, 11/23/13
- Held UH under 100 yards passing**
64, Michigan, 9/6/03
- Held UH under 200 total yards**
195, Louisville, 11/16/13
- Blocked a punt**
Southern Miss, 12/3/11
- Blocked a field goal attempt**
Rutgers, 10/26/13
- Blocked an extra point attempt**
Tulsa, 11/25/11
- Had no turnovers**
Tulane, 11/24/12

UH'S RECORD WHEN ...

Playing at home	4-2
Playing on the road	3-2
Playing on a neutral field	1-0
Playing at night.....	2-2
Playing during the day	6-2
UH scores on first possession	5-0
Opponent scores on first possession	2-2
UH scores first	5-0
Opponent scores first	3-4
UH leads after 1st quarter	4-0
Opponent leads after 1st quarter	2-3
Teams are tied after 1st quarter	2-1
UH leads at halftime	6-2
Opponent leads at halftime	1-2
Teams are tied at halftime.....	1-0
UH leads after 3rd quarter	8-1
Opponent leads after 3rd quarter	0-3
Teams are tied after 3rd quarter	0-0
Game goes to overtime	0-0
UH has more total yards	6-0
Opponent has more total yards	2-4
UH has more rushing yards.....	6-0
Opponent has more rushing yards.....	2-4
Opponent has equal rushing yards.....	0-0
UH has more passing yards.....	4-2
Opponent has more passing yards.....	4-2
UH has more turnovers.....	0-0
Opponent has more turnovers.....	7-3
Teams have equal turnovers	1-1
UH has more penalties	3-1
Opponent has more penalties	4-3
Teams have equal penalties	1-0
UH has more time of possession.....	1-0
Opponent has more time of possession.....	7-4
UH has 100-yard rusher.....	2-0
Opponent has 100-yard rusher.....	1-3
UH scores at least 20 points.....	8-1
Opponent scores at least 20 points.....	3-3
UH throws for 300 yards.....	4-1
Opponent throws for 300 yards.....	2-2
Playing on natural grass.....	4-2
Playing on artificial surface	4-2
UH defense scores	1-2
Opponent defense scores	1-0
UH returns KO/Punt for touchdown.....	0-1
Opponent returns KO/Punt for touchdown.....	0-0

SEASON HIGHS

2013 SEASON

COACHING STAFF

THE COUGARS

SEASON REVIEW

BOWL HISTORY

Houston Individual Highs

Rushes	22, Ryan Jackson at Temple
Yards Rushing	120, Ryan Jackson vs. Southern
TD Rushes	2, Ryan Jackson vs. Southern; Kenneth Farrow vs. Memphis
Long Rush	45, Daniel Spencer vs. Southern
Pass Attempts	46, John O'Korn at UCF
Pass Completions	29, John O'Korn vs. BYU
Yards Passing	364, John O'Korn at Rutgers
TD Passes	5, John O'Korn at Rutgers
Long Pass	83, John O'Korn at Rutgers
Receptions	14, Deontay Greenberry at Temple
Yards Receiving	186, Daniel Spencer vs. BYU
TD Receptions	3, Deontay Greenberry at Rutgers
Long Reception	83, Deontay Greenberry at Rutgers
Field Goals	5, Richie Leone at Temple
Long Field Goal	46, Kyle Bullard at Louisville
Punts	10, Richie Leone vs. Cincinnati
Punting Average	47.9, Richie Leone vs. BYU
Long Punt	65, Richie Leone at UCF
Long Punt Return	31, Damian Payne vs. Rice
Long Kickoff Return	95, Demarcus Ayers vs. BYU
Tackles	16, Efreem Oliphant vs. BYU
Sacks	3, Derrick Mathews vs. BYU
Tackles for loss	4, Derrick Mathews vs. BYU
Interceptions	2, four players

Houston Team Highs

Rushes	50 vs Southern
Yards Rushing	372 vs. Southern
Yards Per Rush	7.4 vs. Southern
TD Rushes	4 vs Southern
Pass Attempts	48 at Temple
Pass Completions	31 vs. BYU
Yards Passing	400 at Rutgers
Yards Per Pass Attempt	11.4 at Rutgers
TD Passes	5 at Rutgers
Interceptions	3 vs. BYU
Total Plays	96 at Temple
Total Offense	627 vs Southern
Yards Per Play	8.4 at Rutgers
Points	62 vs Southern
Sacks By	8 vs. BYU
Interceptions By	5 at Rutgers
First Downs	35 vs Southern
Penalties	14 vs Southern
Penalty Yards	126 vs Southern
Turnovers	3 vs. BYU

Opponent Individual Highs

Rushes	34, Taysom Hill, BYU
Yards Rushing	161, Justin Goodwin, Rutgers
TD Rushes	2, five players
Long Rush	38, William Stanback, USF
Pass Attempts	52, Neil Burcham, SMU
Pass Completions	29, three players
Yards Passing	417, Taysom Hill, BYU
TD Passes	4, Taysom Hill, BYU
Long Pass	57, Luke Turner, Rice
Receptions	10, Shaq Washington, Cincinnati
Yards Receiving	156, Cody Hoffman, BYU
TD Receptions	2, three players
Long Reception	57, Turner Peterson, Rice
Field Goals	5, Jake Elliott, Memphis
Long Field Goal	50, two players
Punts	7, three players
Punting Average	51.7, Tom Hornsey, Memphis
Long Punt	59, Scott Arellano, BYU
Long Punt Return	41, Chris Dunkley, USF
Long Kickoff Return	47, Adam Hine, BYU
Tackles	13, Uani Unga, BYU
Sacks	2, two players
Tackles For Loss	3, Roy Philon, Louisville
Interceptions	1, eight players

Opponent Team Highs

Rushes	71, BYU
Yards Rushing	264, BYU
Yards Per Rush	5.0, Rutgers
TD Rushes	2, seven teams
Pass Attempts	52, SMU
Pass Completions	36, UTSA
Yards Passing	417, BYU
Yards Per Pass Attempt	9.5, BYU
TD Passes	4, BYU
Total Plays	115, BYU
Total Offense	681, BYU
Yards Per Play	6.3, UTSA and Cincinnati
Points	47, BYU
Sacks By	4, Rutgers
First Downs	41, BYU
Penalties	19, USF
Penalty Yards	170, USF
Turnovers	6, Rutgers
Interceptions By	3, BYU



2013 SEASON REVIEW

2013 SEASON

COACHING STAFF

THE COUGARS

SEASON REVIEW

BOWL HISTORY

Game-by-Game Comparisons

Opp.	Score	First Downs			Rushes-Yards	Comp-Att-Int	Pass Yards	Total Plays-Yards	TO	Sacks by	
		Total	By Rush	By Pass							By Pen
Southern	62-13	35/17	21/7	11/9	3/1	50-372/30-104	26-38-0/27-36-1	255/268	88-627/66-372	0/4	0/1
Temple	22-13	32/19	11/8	19/9	2/2	48-219/39-100	29-48-0/20-39-2	305/200	96-524/78-300	2/3	3/2
Rice	31-26	21/25	8/12	12/12	1/1	37-165/45-174	18-36-1/22-37-1	329/289	73-494/82-463	1/2	2/1
UTSA	59-28	27/27	7/9	17/15	3/3	32-150/29-128	26-39-0/36-49-4	341/365	71-491/78-493	0/5	0/0
Memphis	25-15	15/20	5/6	5/12	5/2	29-38/40-127	14-32-0/21-41-0	209/222	61-247/81-349	1/4	2/1
BYU	46-47	23/41	5/15	13/21	5/5	29-48/71-264	31-47-3/29-44-3	435/417	76-483/115-681	3/3	8/3
Rutgers	49-14	26/22	11/12	13/9	2/1	38-211/41-204	28-35-0/18-31-5	400/216	73-611/72-420	0/6	0/4
USF	35-23	21/18	5/4	11/13	5/1	26-95/34-53	23-30-0/26-41-1	293/311	56-388/75-364	2/2	3/2
UCF	14-19	23/24	9/12	13/10	1/2	29-136/45-188	24-46-2/17-24-1	231/210	75-367/69-398	2/3	2/3
Louisville	20-13	13/20	5/10	7/10	1/0	29-74/41-129	16-35-0/19-29-0	121/203	64-195/70-332	0/1	3/3
Cincinnati	24-17	13/26	3/11	9/15	1/0	31-33/40-172	18-41-0/30-51/2	245/401	72-278/91-573	2/3	2/3
SMU	34-0	21/17	6/5	12/11	3/1	30-120/34-83	25-42-2/27-52-3	245/212	72-365/86-295	2/4	5/2
Totals	407-242	270/276	96/111	142/146	32/19	408-1,661/489-1,726	278-469-8/292-474-23	3,409/3,314	877-5,070/963-5,040	15/40	30/25

Opp.	3rd Down		4th Down		Time of Possession		TOP Margin		Avg Yds/Rush		Avg Yds/Pass Att.		Avg Yds/Play		Punting Number-Avg		Penalties No-Yds / No-Yds	
	Conversions	Conversions	Conversions	Conversions	Possession	Margin	Yds/Rush	Yds/Pass Att.	Yds/Play	Number-Avg	No-Yds / No-Yds							
Southern	4-13/5-13	1-1/0-1	29:40/30:20	-0:40	7.4/3.5	6.7/7.4	7.1/5.6	4-47.0/7-35.6	14-126/10-91									
Temple	7-17/8-18	0-1/1-2	30:23/29:37	+0:46	4.6/2.6	6.4/5.1	5.5/3.8	2-40.0/6-40.5	8-77/9-58									
Rice	6-16/5-15	1-1/0-1	25:04/34:56	-9:52	4.5/3.9	9.1/7.8	6.8/5.6	7-36.4/6-41.3	3-30/3-25									
UTSA	8-14/5-11	0-1/1-1	25:48/34:12	-8:24	4.7/4.4	8.7/7.4	6.9/6.3	3-32.3/3-36.0	10-73/6/67									
Memphis	4-14/7-20	0-1/2-3	24:04/35:56	-11:52	1.3/3.2	6.5/5.4	4.0/4.3	6-47.0/3-51.7	9-85/12-86									
BYU	5-16/7-21	0-0/1-2	26:03/33:57	-7:54	1.7/3.7	9.3/9.5	6.4/5.9	8-47.9/7-42.9	10-88/14-125									
Rutgers	7-12/8/15	0-0/2-2	28:34/31:26	-2:52	5.6/5.0	11.4/7.0	8.4/5.8	3-39.7/3-37.7	11-100/4-38									
USF	5-10/4-16	0-1/1-2	21:23/38:37	-17:14	3.7/1.6	9.8/7.6	6.9/4.9	4-45.5/6-37.8	4-33/19-170									
UCF	5-12/5-12	0-2/1-1	24:47/35:13	-10:26	4.7/4.2	5.0/8.8	4.9/5.8	5-45.6/2-41.5	8-72/2-16									
Louisville	5-16/6-16	0-2/0-0	22:11/37:49	-15:38	2.6/3.1	3.5/7.0	3.0/4.7	7-39.9/6-38.5	3-35/6-55									
Cincinnati	4-17/7-19	1-2/1-2	23:28/36:32	-13:04	1.1/4.3	6.0/7.9	3.9/6.3	10-44.7/5-38.2	3-30/6-53									
SMU	7-17/4-20	0-2/3-7	28:24/31:36	-3:12	4.0/2.4	5.8/4.1	5.1/3.4	4-44.2/7-33.9	7-60/10-90									
Totals	67-174/71-196	3-14/13-24	25:49/34:11	-8:22	4.1/3.5	7.3/7.0	5.8/5.2	63-43.1/61-39.1	90-809/101-874									

Note: Game totals are displayed in the format HOUSTON/OPPONENT for each category.

Third Down Conversions

Opp.	Score	Overall	1st Qtr	2nd Qtr	3rd Qtr	4th Qtr	OT
Southern	62-13	4-13 (30.8%)	1-3 (33.3%)	2-5 (40%)	0-2 (0%)	1-3 (33.3%)	-
Temple	22-13	7-17 (41.2%)	2-5 (40%)	1-3 (33.3%)	1-4 (25%)	3-5 (60%)	-
Rice	31-26	6-16 (37.5%)	1-2 (50%)	2-5 (40%)	1-5 (20%)	2-4 (50%)	-
UTSA	59-28	8-14 (57.1%)	2-3 (66.7%)	2-3 (66.7%)	1-3 (33.3%)	3-5 (60%)	-
Memphis	25-15	4-14 (28.6%)	2-3 (66.7%)	0-3 (0%)	1-5 (20%)	1-3 (33.3%)	-
BYU	46-47	5-16 (31.2%)	2-4 (50%)	2-4 (50%)	1-5 (20%)	0-3 (0%)	-
Rutgers	49-14	7-12 (58.3%)	1-4 (25%)	0-1 (0%)	4-4 (100%)	2-3 (66.7%)	-
USF	35-23	5-10 (50%)	4-5 (80%)	0-2 (0%)	0-1 (0%)	1-2 (50%)	-
UCF	14-19	5-12 (41.7%)	1-3 (33.3%)	2-5 (40%)	1-1 (100%)	1-3 (33.3%)	-
Louisville	13-20	5-15 (33.3%)	1-4 (25%)	3-6 (50%)	0-1 (0%)	1-4 (25%)	-
Cincinnati	17-24	4-17 (23.5%)	2-4 (50%)	0-5 (0%)	1-4 (25%)	1-4 (25%)	-
SMU	34-0	7-17 (41.2%)	1-4 (25%)	3-6 (50%)	2-4 (50%)	1-3 (33.3%)	-
Houston		67-174 (38.5%)	20-44 (45.5%)	17-48 (35.4%)	13-40 (32.5%)	17-42 (40.5%)	-
Opponents		71-196 (36.2%)	20-48 (41.7%)	20-51 (39.2%)	15-43 (34.9%)	16-54 (29.6%)	-

Fourth Down Conversions

Opp.	Score	Overall	1st Qtr	2nd Qtr	3rd Qtr	4th Qtr	OT
Southern	62-13	1-1 (100%)	-	-	-	1-1 (100%)	-
Temple	22-13	0-1 (0%)	-	-	0-1 (0%)	-	-
Rice	31-26	1-1 (100%)	-	-	-	1-1 (100%)	-
UTSA	59-28	0-1 (0%)	0-1 (0%)	-	-	-	-
Memphis	25-15	0-1 (0%)	-	0-1 (0%)	-	-	-
BYU	46-47	0-0 (0%)	-	-	-	-	-
Rutgers	49-14	0-0 (0%)	-	-	-	-	-
USF	35-23	0-1 (0%)	-	0-1 (0%)	-	-	-
UCF	14-19	0-2 (0%)	-	0-1 (0%)	-	0-1 (0%)	-
Louisville	13-20	0-2 (0%)	0-1 (0%)	-	-	0-1 (0%)	-
Cincinnati	17-24	1-2 (50%)	-	0-1 (0%)	-	1-1 (100%)	-
SMU	34-0	0-2 (0%)	-	-	0-1 (0%)	0-1 (0%)	-
Houston		3-14 (21.4%)	0-2 (0%)	0-4 (0%)	0-2 (0%)	3-6 (50%)	-
Opponents		13-24 (54.2%)	4-5 (80%)	2-2 (100%)	0-2 (0%)	7-15 (46.7%)	-

2013 SEASON REVIEW

Aug. 30 • Reliant Stadium (26,205) • Houston

Sept. 7 • Lincoln Financial (27,328) • Philadelphia, Pa.



SOUTHERN

13

HOUSTON

62



HOUSTON

22

TEMPLE

13

HOUSTON -- Ryan Jackson rushed 10 times for 120 yards and two touchdowns and Daniel Spencer added three more scores as the University of Houston football team opened the 2013 campaign with a convincing 62-13 victory over Southern.

The Cougars rolled up 672 total yards of offense, including 372 on the ground, while forcing four turnovers and allowing the fewest points since Nov. 19, 2011.

Junior signal caller David Piland, who started the contest, was 15-of-23 for 148 yards and a touchdown while freshman quarterback John O'Korn completed 11 of 15 passes for 107 yards and three scores.

Houston set the tone from the onset, forcing a Southern three-and-out on its first drive before marching 59 yards on six plays, capped by an eight-yard touchdown scamper from Jackson.

The Cougar defense forced four turnovers, including sophomore defensive tackle Tomme Mark's first-career interception, to go with four pass deflections.

Score by Quarters	1	2	3	4	Total
Southern (0-1, 0-0)	0	6	7	0	13
Houston (1-0, 0-0)	10	17	14	21	62

Qtr	Time	Scoring play			
1st	12:10	UH - Jackson 8 yd run	6-59	1:16	SU 0 - UH 7
	3:20	UH - Leone 30 yd field goal	11-44	5:09	SU 0 - UH 10
	14:03	UH - Leone 38 yd field goal	13-69	3:11	SU 0 - UH 13
2nd	8:26	SU - Altam 19 yd pass (PAT blkd)	12-75	5:37	SU 6 - UH 13
	6:11	UH - Jackson 15 yd run	8-71	2:15	SU 6 - UH 20
	2:34	UH - Greenberry 10 yd pass	3-12	0:55	SU 6 - UH 27
3rd	14:21	UH - Spencerc 45 yd run	3-69	0:39	SU 6 - UH 34
	12:47	SU - Qunn 38 yd pass	4-75	1:34	SU 13 - UH 34
	9:37	UH - Spencer 9 yd pass	3-23	0:49	SU 13 - UH 41
4th	14:21	UH - Spencer 11 yd pass	7-53	2:02	SU 13 - UH 48
	7:22	UH - Hicks 1 yd run	6-43	1:56	SU 13 - UH 55
	2:45	UH - Leday 9 yd pass	8-62	2:51	SU 13 - UH 62

	SU	UH
FIRST DOWNS	17	35
RUSHES-YARDS (NET)	30-104	50-372
PASSING YDS (NET)	268	255
Passes Att-Comp-Int	36-27-1	38-26-0
TOTAL OFFENSE PLAYS-YARDS	66-372	88-627
Fumble Returns-Yards	0-0	0-0
Punt Returns-Yards	2- -9	2-2
Kickoff Returns-Yards	6-116	3-70
Interception Returns-Yards	0-0	1-11
Punts (Number-Avg)	7-35.6	4-47.0
Fumbles-Lost	4-3	0-0
Penalties-Yards	10-91	14-126
Possession Time	30:20	29:40
Third-Down Conversions	5 of 13	4 of 13
Fourth-Down Conversions	0 of 1	1 of 1
Red-Zone Scores-Chances	1-2	9-9
Sacks By: Number-Yards	1-7	0-0

RUSHING: Southern - Coleman 22-91; Joseph 3-6; Favorite 4-5; Mitchell 1-2. Houston - Jackson 10-120; Farrow 20-97; Hicks 10-59; Spencer 9-102; Hollimon 4-24; Piland 3-23; O'Korn 2-4.

PASSING: Southern - Joseph 27-36-1-268. Houston - Piland 15-23-0-148; O'Korn 11-15-0-107.

RECEIVING: Southern - Quinn 6-77; Doss 5-53; Altam 4-74; D, Coleman 4-26; B. Coleman 4-20; Allen 3-14; Favorite 1-4. Houston - Spencer 9-102; Greenberry 6-70; Maxwell 3-24; Farrow 2-19; Rodriguez 2-18; McDuffey 2-6; Leday 1-9; Jackson 1-7.

INTERCEPTIONS: Southern - None. Houston - Mark 1-11.

FUMBLES: Southern - Altam 1-1; Joseph 1-0; Favorite 1-1; Webster 1-1. Houston - None.

PHILADELPHIA -- Houston's Richie Leone booted five field goals and Ryan Jackson's 8-yard, fourth-quarter touchdown helped the Cougars to a 22-13 victory over Temple in the American Athletic Conference debut for both teams.

Houston had its troubles in the red zone, going 1-for-8 without scoring a touchdown. But the Cougars defense staved off a Temple drive when Adrian McDonald intercepted a pass in the closing minutes.

Temple had its red-zone problems, too. Paul Layton missed a 25-yard field goal attempt wide left in the final minute of the third quarter that could have put the Owls ahead 16-15.

Jackson finished with a game-high 109 yards on 22 carries, and Cougars true freshman quarterback John O'Korn completed 22-of-31 passes for 228 yards.

Deontay Greenberry set a career high with 14 catches for 165 yards on the afternoon.

Zach McMillian picked off the first pass of the game from Temple for his first of the year and the seventh of his career. Fellow defensive back Trevon Stewart recorded another turnover after he picked up a fumble cause by Efreem Oliphant in the third quarter.

Houston turned the ball over twice on back-to-back drives in the second half. No harm came from either miscues as the Cougars defense pitched a shut out in the second half.

It was the time since 1989 that the Cougars held opponents to 13 points or less in back-to-back games.

Score by Quarters	1	2	3	4	Total
Houston (2-0, 1-0)	3	6	6	7	22
Temple (0-2, 0-1)	6	7	0	0	13

Qtr	Time	Scoring play			
1st	6:33	UH - Leone 40 yd field goal	12-68	2:41	UH 3 - TEM 0
	1:29	TEM - Harper 1 yd run (PAT blkd)	15-91	4:55	UH 3 - TEM 6
2nd	11:20	UH - Leone 19 yd field goal	10-76	2:36	UH 6 - TEM 6
	4:40	UH - Leone 19 yd field goal	12-72	3:25	UH 9 - TEM 6
3rd	0:50	TEM - Harper 3 yd run	11-75	3:50	UH 9 - TEM 13
	11:56	UH - Leone 24 yd field goal	11-58	3:04	UH 12 - TEM 13
	5:33	UH - Leone 22 yd field goal	8-31	2:39	UH 15 - TEM 13
4th	1:06	UH - Jackson 10 yd run	2-12	0:12	UH 22 - TEM 13

	UH	TEM
FIRST DOWNS	32	19
RUSHES-YARDS (NET)	48-219	39-100
PASSING YDS (NET)	305	200
Passes Att-Comp-Int	48-29-0	39-20-2
TOTAL OFFENSE PLAYS-YARDS	96-524	78-300
Fumble Returns-Yards	0-0	0-0
Punt Returns-Yards	2-6	1-2
Kickoff Returns-Yards	2-54	4-51
Interception Returns-Yards	2-38	0-0
Punts (Number-Avg)	2-40.0	6-40.5
Fumbles-Lost	2-2	2-1
Penalties-Yards	8-77	9-58
Possession Time	30:23	29:37
Third-Down Conversions	7 of 17	8 of 18
Fourth-Down Conversions	0 of 1	1 of 2
Red-Zone Scores-Chances	5-8	2-3
Sacks By: Number-Yards	3-26	2-16

RUSHING: Houston- Jackson 22-109; Farrow 9-78; O'Korn 9-20; piland 2-8; Hicks 4-8; TEAM 1-minus 4. Temple - Williams 11-57; Harper 14-51; Coyer 1-4; Gilmore 1-2; Reilly 11 - minus 7; Christopher 1 - minus 7.

PASSING: Houston - O'Korn 23-31-0 233; Piland 6-17-0-72. Temple - Reilly 20-38-2-200; Granger 0-1-0-0.

RECEIVING: Houston - Greenberry 14-165; Maxwell 8-75; Spencer 3-40; McDuffey 2-11; Hicks 1-8; Jackson 1-6. Temple - Alderman 5-65; Harper 5-44; Fitzpatrick 4-38; Deloatch 2-15; Hairston 1-16; Williams 1-13; Coyer 1-5; Christopher 1-4.

INTERCEPTIONS: Houston - McDonald 1-40; McMillian 1 - 2. Temple - None.

FUMBLES: Houston - Maxwell 1-1; O'Korn 1-1. Temple - Reilly 2-1.

2013 SEASON

COACHING STAFF

THE COUGARS

SEASON REVIEW

BOWL HISTORY



2013 SEASON REVIEW

Sept. 21 • Reliant Stadium (34,831) • Houston

Sept. 28 • Alamodome (32,487) • San Antonio



HOUSTON

31

RICE

26



HOUSTON

59

UTSA

28

HOUSTON -- Freshman quarterback John O'Korn threw for 281 yards and three touchdowns, and Houston (3-0) overcame a slow start to survive Rice 31-26.

Alex Lyons returned a blocked field goal 61 yards for a touchdown with 2:19 to go in the game to get Rice close, but the Owls missed on the two-point conversion.

Rice recovered the ensuing onside kick at its 47-yard line but was unable to score.

Deontay Greenberry and Ryan Jackson each caught a touchdown in the second half to help lead the Cougars.

Greenberry finished with 146 yards receiving on six catches for his second-straight game over 100 yards, including a 61-yarder from Korn in the first quarter to set up Houston's first score.

Jackson also rushed for 87 and a touchdown on 19 carries.

It was the first game in Jackson's career he caught and rushed for a score.

Freshman Greg Ward, Jr. entered the game at quarterback in the second quarter and rushed for nine yards on his first snap. The Tyler, Texas, native finished the day 3-for-3 passing for 48 yards and rushed for 80 yards on nine carries.

High school teammate of Ward, Tyus Bowser, made a major impact on the defensive line as the fellow freshman made seven tackles, 2.5 for a loss, one sack and an interception.

Houston caused two turnovers as they made it three straight games this season and 11 overall with multiple turnovers in a game. The last time UH didn't force two turnovers was against Rice in 2012.

Score by Quarters	1	2	3	4	Total
Houston (3-0, 1-0)	7	10	7	7	31
Rice (1-2, 0-0)	13	0	0	13	26

Qtr	Time	Scoring play				
1st	12:34	RICE - Petersen 57 yd pass (PAT blkd)	5-79	2:26	UH 0 - RICE 6	
	11:25	UH - Jackson 1 yd run	4-75	1:09	UH 7 - RICE 6	
2nd	6:51	RICE - Ross 1 yd run	9-75	4:34	UH 7 - RICE 13	
	5:36	UH - Leone 24 yd field goal	9-70	4:11	UH 10 - RICE 13	
3rd	0:05	UH - Spencer 25 yd pass	4-62	0:46	UH 17 - RICE 13	
	3:36	UH - Greenberry 28 yd pass	4-64	1:02	UH 24 - RICE 13	
4th	14:53	UH - Jackson 32 yd pass	4-39	1:11	UH 31 - RICE 13	
	10:52	RICE - McHargue 1 yd run	9-65	4:01	UH 31 - RICE 20	
	2:19	RICE - Lyons 62 yd blkd FG return (pass failed)			UH 31 - RICE 26	

	UH	RICE
FIRST DOWNS	21	25
RUSHES-YARDS (NET)	37-165	45-174
PASSING YDS (NET)	329	289
Passes Att-Comp-Int	36-18-1	37-22-1
TOTAL OFFENSE PLAYS-YARDS	73-494	82-463
Fumble Returns-Yards	0-0	0-0
Punt Returns-Yards	4-34	0-0
Kickoff Returns-Yards	1-22	2-40
Interception Returns-Yards	1-6	1-1
Punts (Number-Avg)	7-36.4	6-41.3
Fumbles-Lost	1-0	2-1
Penalties-Yards	3-30	3-25
Possession Time	25:04	34:56
Third-Down Conversions	6 of 16	5 of 15
Fourth-Down Conversions	1 of 1	0 of 1
Red-Zone Scores-Chances	2-2	2-2
Sacks By: Number-Yards	2-14	1-14

RUSHING: Houston - Jackson 18-87; Ward Jr. 9-80; Brooks 2-5; Specner 1-1; O'Korn 4-4; TEAM 2-4. Rice - Dillard 9-61; Ross 9-55; Petersen 16-44; McHargue 11-14.

PASSING: Houston - O'Korn 15-33-1-281; Ward Jr. 3-3-0-48. Rice - McHargue 21-36-1-232; Turner 1-1-0-57.

RECEIVING: Houston - Greenberry 6-146; Spencer 4-76; Jackson 4-56; Ambles 1-31; Rodriguez 1-12; Stice 1-4; Maxwell 1-3. Rice - Taylor 6-58; Petersen 5-102; Parks 3-48; Kubiak 2-36; cella 2-14; Hull 2-8; Ross 1-14; Moore 1-9.

INTERCEPTIONS: Houston - Bowser 1-6. Rice - Gaines 1-1.

FUMBLES: Houston - Jackson 1-0. Rice - McHargue 1-0; Hull 1-1.

SAN ANTONIO -- Houston's B.J. Singleton blocked a field goal that was returned for a key touchdown late in the third quarter and later intercepted a pass that helped the Cougars stay undefeated in a 59-28 victory over UTSA.

With the win, Houston improved to 4-0 for the eighth time in school history.

Houston's defense entered the game ranked No. 15 in the NCAA in turnovers with nine created on the season. The Cougars defense forced five in the fourth quarter for the 12th consecutive multiple-turnover performance. The Houston offense did not turn the ball over.

Ahead 24-21 late in the third quarter, it appeared UH would be in a tie game when UTSA (2-3) lined up for a 29-yard field goal. But Singleton broke through the middle and blocked Sean Ianno's kick, and Brandon Wilson returned it 78 yards to give UH a 31-21 lead with 3:11 left in the quarter.

In the opening minute of the fourth, Singleton intercepted Soza. John O'Korn, UH's true freshman making his second start, found Xavier Maxwell on a 22-yard scoring pass that put the Cougars back up by 10.

Score by Quarters	1	2	3	4	Total
Houston (4-0, 1-0)	7	14	10	28	59
UTSA (2-3, 0-0)	7	14	7	0	28

Qtr	Time	Scoring play			
1st	8:40	UTSA - Jones 12 yd pass	12-81	6:20	UH 0 - UTSA 7
	1:42	UH - Jackson 15 yd pass	8-77	2:41	UH 7 - UTSA 7
2nd	13:07	UH - Ward Jr. 6 yd run	9-58	2:08	UH 14 - UTSA 7
	5:45	UTSA - Soza 1 yd run	14-75	7:22	UH 14 - UTSA 14
3rd	2:30	UH - Maxwell 7 yd pass	7-66	3:15	UH 21 - UTSA 14
	1:18	UTSA - Holmes 6 yd pass	6-75	1:12	UH 21 - UTSA 21
4th	7:22	UH - Leone 25 yd field goal	7-50	2:35	UH 24 - UTSA 21
	3:11	UH - Wilson 78 yd blkd FG return			UH 31 - UTSA 21
	0:47	UTSA - Glasco II 2 yd run	5-78	2:24	UH 31 - UTSA 28
	14:12	UH - Maxwell 22 yd pass	6-59	1:35	UH 38 - UTSA 28
	7:12	UH - Greenberry 20 yd pass	7-54	1:52	UH 45 - UTSA 28
	3:09	UH - Hicks 15 yd run	1-15	0:08	UH 52 - UTSA 28
	0:46	UH - Jackson 96 yd INT return			UH 59 - UTSA 28

	UH	UTSA
FIRST DOWNS	27	27
RUSHES-YARDS (NET)	32-150	29-128
PASSING YDS (NET)	341	365
Passes Att-Comp-Int	39-26-0	49-36-4
TOTAL OFFENSE PLAYS-YARDS	71-491	78-493
Fumble Returns-Yards	0-0	0-0
Punt Returns-Yards	2-2	0-0
Kickoff Returns-Yards	5-95	8-180
Interception Returns-Yards	4-111	0-0
Punts (Number-Avg)	3-32.3	3-35.3
Fumbles-Lost	0-0	1-1
Penalties-Yards	10-73	6-67
Possession Time	25:48	34:12
Third-Down Conversions	8 of 14	5 of 11
Fourth-Down Conversions	0 of 1	1 of 1
Red-Zone Scores-Chances	6-7	4-6
Sacks By: Number-Yards	0-0	0-0

RUSHING: Houston - Jackson 18-68; O'Korn 4-31; Hicks 3-27; Ward Jr. 4-11; Brooks 2-9; Spencer 1-4. UTSA - Williams 2-29; Glasco II 9-28; Okotcha 5-27; Soza 6-16; Jones 2-12; Bias 1-10; Vaughn 1-5; Conque 1-3; TEAM 2 - minus 2.

PASSING: Houston - O'Korn 24-36-0-312; Ward Jr. 2-3-0-29. UTSA - Soza 29-40-3-316; Carter 7-8-1-49; Jones 0-1-0-0.

RECEIVING: Houston - Greenberry 9-149; McDuffey 5-34; Jackson 4-50; Maxwell 3-42; Ambles 2-38; Johnson 2-23; Spencer 1-5. UTSA - Freeman 5-50; Jones 4-77; Armstrong 4-32; Mack 3-25; A. Grubb 3-24; S. Grubb 3-18; Moeller 3-13; Bias 2-37; Holmes 2-30; Monroe 2-15; Williams 1-15; Morgan II 1-10; Okotcha 1-9; Hubble 1-6; Harrison 1-4.

INTERCEPTIONS: Houston - Jackson 1-96; Stewart 1-0; McMillian 1-9; Singleton 1-6. UTSA - None.

FUMBLES: Houston - None. UTSA - Moeller 1-1.

2013 SEASON

COACHING STAFF

THE COUGARS

SEASON REVIEW

BOWL HISTORY

2013 SEASON REVIEW

Oct. 12 • BBVA Compass Stadium (20,103) • Houston

Oct. 19 • Reliant Stadium (33,115) • Houston



MEMPHIS

15

HOUSTON

25



BYU

47

HOUSTON

46

HOUSTON -- John O'Korn threw for 198 yards and a touchdown and Kenneth Farrow ran for two second-half touchdowns as Houston overcame a slow start to defeat Memphis 25-15.

The Houston defense forced multiple turnovers for the 13th straight game and took the ball away four times in the game including three first-half takeaways.

Efrem Olipant led the Cougars in tackles for the second-straight week with 13 stops on the day and forced a fumble in the third quarter.

O'Korn finished 13-of-30 and Deontay Greenberry caught four passes for 76 yards for the Cougars, who were out-gained 349 yards to 247.

Trailing 15-10 midway through the third, Farrow put the Cougars ahead with a 1-yard run and followed that by taking O'Korn's shovel pass in for a two-point conversion.

Farrow extended the lead to 25-15 with a 6-yard run with 10 minutes remaining. Fullback Luke Stice delivered a crushing block to spring Farrow into the endzone.

The touchdown gave Houston a score in every quarter the season and 27-straight quarters with points dating back to last season.

Score by Quarters	1	2	3	4	Total
Memphis (1-4, 0-2)	3	6	6	0	15
Houston (5-0, 2-0)	7	3	8	7	25

Qtr	Time	Scoring play	MEM	UH
1st	10:13	UH - Spencer 17 yd pass	6-57	1:55
	3:05	MEM - Elliot 33 yd field goal	13-59	7:08
	11:35	MEM - Elliot 50 yd field goal	9-47	4:40
2nd	8:21	UH - Leone 24 yd field goal	6-4	2:14
	0:58	MEM - Elliot 24 yd field goal	11-59	4:17
	7:34	MEM - Elliot 42 yd field goal	10-61	4:49
3rd	4:34	MEM - Elliot 38 yd field goal	5-17	1:40
	1:59	UH - Farrow 1 yd run (Farrow pass)	7-75	2:35
	10:21	UH - Farrow 6 yd run	6-62	3:09

	MEM	UH
FIRST DOWNS	20	15
RUSHES-YARDS (NET)	40-127	29-38
PASSING YDS (NET)	222	203
Passes Att-Comp-Int	41-21-0	32-14-0
TOTAL OFFENSE PLAYS-YARDS	81-349	61-247
Fumble Returns-Yards	0-0	0-0
Punt Returns-Yards	1--2	2-10
Kickoff Returns-Yards	4-96	5-144
Interception Returns-Yards	0-0	0-0
Punts (Number-Avg)	3-51.7	6-47.0
Fumbles-Lost	5-4	2-1
Penalties-Yards	12-86	9-85
Possession Time	35:56	24:04
Third-Down Conversions	7 of 20	4 of 14
Fourth-Down Conversions	2 of 3	0 of 1
Red-Zone Scores-Chances	3-3	4-4
Sacks By: Number-Yards	1-10	2-14

RUSHING: Memphis - Hayes 12-72; Warford 12-24; Frazier 1-16; Steib 3-12; Dorceus 3-5; Craft 2-5; Lynch 7--7. Houston - Farrow 15-33; Jackson 7-7; O'Korn 2-7; Hicks 1--2; TEAM 2--3; Ward Jr. 2--4.

PASSING: Memphis - Lynch 21-41-0-222. Houston - O'Korn 13-30-0-198; Brooks 0-1-0-0; Ward Jr. 1-1-0-11.

RECEIVING: Memphis - Frazier 5-81; Jones 4-49; Craig 3-33; Hayes 3-26; Warford 2-7; Mille-son 1-9; Henderson 1-9; Valentine 1-5; Craft 1-3. Houston - Greenberry 4-76; Ambles 4-19; McDuffey 3-20; Jackson 1-44; Maxwell 1-33; Spencer 1-17..

INTERCEPTIONS: Memphis - None. Houston - None.

FUMBLES: Memphis Warford 2-2; Steib 1-1; Henderson 1-1; Frasier 1-0. Houston - Jackson 1-0; Farrow 1-1.

HOUSTON -- In a game with offensive fireworks, Taysom Hill hit Cameron Ridley for an 11-yard touchdown pass for Brigham Young University to claim a 47-46 comeback road win over Houston.

Hill led BYU 41 yards to the winning touchdown and Alani Fua iced the game, intercepting John O'Korn to end Houston's hopes.

Known for his running ability, Hill was 29-of-44 for 417 yards and four TDs to lead BYU.

O'Korn nearly matched Hill going 29-for-45 for 363 yards and three touchdowns. Both quarterbacks threw three interceptions, but O'Korn's final pick proved the most costly as it came on the game's deciding play.

The teams combined for 1,164 yards with only one drive longer than three minutes.

Houston scored via the big play, including a 95-yard kickoff return by Demarcus Ayers, while six of BYU's eight scoring drives went for 70 yards or longer.

Score by Quarters	1	2	3	4	Total
BYU (5-2)	24	10	0	13	47
Houston (5-1, 2-0)	21	17	2	6	46

Qtr	Time	Scoring play	BYU	UH
1st	14:05	BYU - Williams 15 yd run	3-41	0:39
	10:03	BYU - Sorensen 41 yd field goal	8-68	1:27
	9:47	UH - Ayers 95 yd kickoff return		
	8:10	BYU - Apo 11 yd pass	7-75	1:37
	7:02	UH - Maxwell 69 yd pass	3-75	1:08
	5:57	UH - Matthews 29 yd interception return		
2nd	3:13	BYU - Apo 18 yd pass	9-75	2:44
	11:11	UH - Leone 29 yd field goal	9-61	2:44
	9:38	UH - Greenberry 6 yd pass	3-52	0:51
	3:57	BYU - Williams 1 yd run	10-76	2:38
	1:31	UH - Spencer 41 yd pass	9-75	2:26
	0:00	BYU - Sorensen 20 yd field goal	8-73	1:31
3rd	1:18	UH - Team Safety		
	12:57	BYU - Hoffman 25 yd pass	9-97	2:17
4th	5:20	UH - Greenberry 10 yd pass (pass failed)	7-84	1:16
	1:08	BYU - Ridley 11 yd pass (rush failed)	3-48	0:42

	BYU	UH
FIRST DOWNS	41	23
RUSHES-YARDS (NET)	71-264	29-48
PASSING YDS (NET)	417	435
Passes Att-Comp-Int	44-29-3	47-31-3
TOTAL OFFENSE PLAYS-YARDS	115-681	76-483
Fumble Returns-Yards	0-0	0-0
Punt Returns-Yards	3--4	3-9
Kickoff Returns-Yards	2-67	6-209
Interception Returns-Yards	3-25	3-29
Punts (Number-Avg)	7-42.9	8-47.9
Fumbles-Lost	0-0	2-0
Penalties-Yards	14-125	10-88
Possession Time	33:57	26:03
Third-Down Conversions	7 of 21	5 of 16
Fourth-Down Conversions	1 of 2	0 of 0
Red-Zone Scores-Chances	7-8	3-4
Sacks By: Number-Yards	3-35	8-66

RUSHING: BYU - Hill 34-128; Williams 17-83; Hine 12-55; Brown 3-6; Lasike 2-5; TEAM 3--13. Houston - Jackson 14-61; Farrow 4-9; Ward Jr. 1-1; O'Korn 10--23.

PASSING: BYU - Hill 29-44-3-417. Houston - O'Korn 29-45-3-363; Ward Jr. 2-2-0-72.

RECEIVING: BYU - Ridley 8-106; Hoffman 7-156; Matthews 4-68; Apo 4-41; Falsley 4-21; Friel 1-24; Lasike 1-1. Houston - Greenberry 11-68; Spencer 7-186; Maxwell 5-136; McDuffey 3-31; Jackson 3-15; Farrow 2--1.

INTERCEPTIONS: BYU - Hadley 1-6; Fua 1--3; Sorensen 1-22. Houston - Bates 2-0; Mathews 1-29.

FUMBLES: BYU - None. Houston - O'Korn 2-0.

2013 SEASON

COACHING STAFF

THE COUGARS

SEASON REVIEW

BOWL HISTORY



2013 SEASON REVIEW

Oct. 26 • High Point Solutions (52,200) • Piscataway, N.J.

Oct. 31 • Reliant Stadium (22,707) • Houston



HOUSTON	49
RUTGERS	14



SOUTH FLORIDA	23
HOUSTON	35

PISCATAWAY, N.J. -- Freshman John O'Korn threw for career bests of 364 yards and five touchdowns and Houston forced a season-high six turnovers in routing error-prone Rutgers 49-14.

Sophomore receiver Deontay Greenberry also had a career day for Houston, catching eight passes for 168 yards and three touchdowns, with the yardage and TDs being personal bests.

O'Korn came into the game leading all true freshmen with 14 touchdown passes and he added to the total, hitting 24-of-30 attempts to help Houston rebound from its first loss of the season. His scoring passes covered 10, 83 and 5 yards to Greenberry, 26 to Demarcus Ayers and 2 yards to Aaron Johnson. Ayers' score came on his first career catch for the freshman.

Houston forced a season high of six turnovers with five coming off interceptions. Adrian McDonald and Turon Walker, who earned his first start of his career, both picked off a pair of passes. Fellow defensive back Trevon Stewart grabbed one interception and recovered another fumble that he forced.

The Cougars never turned the ball over as they improved on their NCAA-leading turnover margin from +2.3 to +2.9 per game.

For the second time this year, Houston's defense shutout the opposing offense in the second half. The Cougars held Rutgers scoreless the final 37:03 as they outscored RU 35-0 down that stretch.

Score by Quarters	1	2	3	4	Total
Houston (6-1, 3-0)	7	21	14	7	49
Rutgers (4-3, 1-2)	7	7	0	0	14

Qtr	Time	Scoring play	UH	RUT
1st	3:22	RU - Goodwin 5 yd run	5-45	1:22
	0:46	UH - Greenberry 10 yd pass	4-53	1:07
	11:59	UH - Farrow 40 yd run	6-87	2:10
2nd	7:03	RU - Goodwin 14 yd run	12-75	4:56
	6:46	UH - Greenberry 83 yd pass	1-83	0:12
	5:54	UH - Ayers 26 yd pass	2-26	0:12
3rd	7:27	UH - Johnson 2 yd pass	11-84	2:58
	3:34	UH - Ward Jr. 2 yd run	7-80	2:31
4th	14:23	UH - Greenberry 5 yd pass	6-65	2:28

	UH	RUT
FIRST DOWNS	26	22
RUSHES-YARDS (NET)	38-211	41-204
PASSING YDS (NET)	400	216
Passes Att-Comp-Int	35-28-0	31-18-5
TOTAL OFFENSE PLAYS-YARDS	73-611	72-420
Fumble Returns-Yards	0-0	0-0
Punt Returns-Yards	0-0	1-8
Kickoff Returns-Yards	2-28	0-0
Interception Returns-Yards	5-36	0-0
Punts (Number-Avg)	3-39.7	3-37.7
Fumbles-Lost	1-0	1-1
Penalties-Yards	11-100	4-38
Possession Time	28:34	31:26
Third-Down Conversions	7 of 12	8 of 15
Fourth-Down Conversions	0 of 0	2 of 2
Red-Zone Scores-Chances	4-6	2-4
Sacks By: Number-Yards	0-0	4-29

RUSHING: Houston - Ward Jr. 11-91; Farrow 6-74; Jackson 5-25; Brooks 5-23; Spencer 3-18; Greenberry 2-6; Hicks 2-3; O'Korn 4-29. Rutgers - Goodwin 31-161; Burton 5-24; Dodd 3-20; Huggins 1-2; Peoples 1-3.

PASSING: Houston - O'Korn 24-30-0-364; Ward Jr. 4-5-0-36. Rutgers - Nova 7-15-3-138; Dodd 11-15-1-78; Huggins 0-1-1-0.

RECEIVING: Houston - Greenberry 8-168; Spencer 6-117; Johnson 4-22; Ayers 3-32; Farrow 3-14; Beadle 2-19; Rodriguez 1-17; Jackson 1-11. Rutgers - Huggins 3-15; Agudosi 2-59; Tsimis 2-32; Arcidiacono 2-21; Grant 2-18; Burton 2-16; Peele 2-10; Kroft 1-31; Carroo 1-11; Peoples 1-3.

INTERCEPTIONS: Houston - Walker 2-0; McDonald 2-36; Stewart 1-0. Rutgers - None.

FUMBLES: Houston - Ayers 1-0. Rutgers - Burton 1-1.

HOUSTON -- John O'Korn was 22-of-27 for 263 yards and three touchdowns and Houston forced a late fumble to beat South Florida 35-23.

O'Korn threw for at least three touchdowns for a third consecutive week and ended the night with a true freshman-leading 22 touchdown passes on the season, while he also surpassed Jason McKinley to move up to fourth all-time on Houston's all-time single-season passing yards list with 2,121 yards through the air on the year.

Deontay Greenberry caught four passes for 106 yards and a touchdown, and Kenneth Farrow had rushing and receiving touchdowns for Houston. The Cougars are the only FBS team to score in every quarter this season, while they've put up points in 39 consecutive quarters going back to last year.

Greenberry recorded his fifth 100-yard game this season and his third straight contest with at least one receiving touchdown, while Farrow's receiving score marked his first of the year.

Freshman wide out Demarcus Ayers also vaulted himself into prestigious territory, as his 124 kick return yards tonight gave him 642 on the season, which is now the sixth-most in school history for a single season.

The Cougar defense also kept its impressive turnover streak alive, as the unit has now recorded at least two turnovers in 16 consecutive games going back to 2012.

Score by Quarters	1	2	3	4	Total
South Florida (2-6, 2-2)	3	7	6	7	23
Houston (7-1, 4-0)	14	7	7	7	35

Qtr	Time	Scoring play	UH	USF
1st	12:49	UH - Maxwell 6 yd pass	3-64	1:11
	5:51	USF - Kloss 39 yd field goal	7-12	3:32
	0:59	UH - Farrow 3 yd pass	14-93	4:52
2nd	11:25	USF - McFarland 8 yd pass	9-77	4:34
	9:59	UH - Jackson 6 yd run	4-55	1:26
3rd	9:33	USF - Kloss 50 yd field goal	9-48	4:48
	9:00	UH - Greenberry 48 yd pass	2-48	0:33
	5:02	USF - Kloss 49 yd field goal	8-44	3:58
4th	11:50	USF - McFarland 2 yd pass	14-75	7:09
	1:40	UH - Farrow 5 yd run	7-50	2:11

	USF	UH
FIRST DOWNS	18	21
RUSHES-YARDS (NET)	34-53	26-95
PASSING YDS (NET)	311	293
Passes Att-Comp-Int	41-26-1	30-23-0
TOTAL OFFENSE PLAYS-YARDS	75-364	56-388
Fumble Returns-Yards	0-0	0-0
Punt Returns-Yards	1-41	1-2
Kickoff Returns-Yards	5-124	4-124
Interception Returns-Yards	0-0	1-0
Punts (Number-Avg)	6-37.8	4-45.5
Fumbles-Lost	2-1	2-2
Penalties-Yards	19-170	4-33
Possession Time	38:37	21:23
Third-Down Conversions	4 of 16	5 of 10
Fourth-Down Conversions	1 of 2	0 of 1
Red-Zone Scores-Chances	3-3	4-4
Sacks By: Number-Yards	2-23	3-24

RUSHING: South Florida - Shaw 18-41; Davis 6-22; Tice 5-13; Dunkley 2-8; White 3-24. Houston - Jackson 10-54; Farrow 6-51; Ward Jr. 3-4; TEAM 2-3; O'Korn 5-11.

PASSING: South Florida - White 26-41-1-311. Houston - O'Korn 22-27-0-263; Ward Jr. 1-3-0-30.

RECEIVING: South Florida - Davis 9-134; McFarland 4-40; Welch 3-46; Price 2-26; Davis 2-15; Dunkley 2-11; Duval 1-16; Martin 1-11; Shaw 1-6; Bravo 1-6. Houston - Farrow 5-24; Greenberry 4-106; Johnson 3-40; Spencer 3-19; Jackson 2-34; Maxwell 2-13; Ayers 1-30; Ambles 1-16; Brooks 1-6; Beadle 1-5.

INTERCEPTIONS: South Florida - None. Houston - Stewart 1-0.

FUMBLES: South Florida - Davis 1-0; White 1-1. Houston - Jackson 1-1; Payne 1-1.

2013 SEASON

COACHING STAFF

THE COUGARS

SEASON REVIEW

BOWL HISTORY

2013 SEASON REVIEW

Nov. 9 • BHNS Stadium (44,665) • Orlando, Fla.

Nov. 16 • Papa John's Stadium (53,027) • Louisville, KY



HOUSTON	14
CENTRAL FLORIDA	19



HOUSTON	13
LOUISVILLE	20

ORLANDO -- Moving the ball has not been a problem for Houston this season. It wasn't against UCF, either, but finishing drives and turning those yards into points was as the Cougars' fell to the 19th-ranked Knights 19-14.

Houston had a pair of turnovers and came up empty on a two passes inside the 10 in the closing seconds to suffer their first American Athletic Conference loss of the season.

The Cougars now joins everyone else in the league hoping UCF slips up in the chase for its at-large bid to the BCS.

Houston forced three UCF turnovers, but turned only one of them into points.

Houston has forced multiple turnovers in 17 straight games and improved their total turnover number to 32 on the year. Two of the turnovers occurred in the opening quarter as the UH defense stopped UCF's first two opening drives in their own red zones with turnovers.

The Cougars drove to the UCF 10 in the final minute, but came up empty on back-to-back passes from John O'Korn into the end zone. The first went off star receiver Deontay Greenberry's finger tips and second to Aaron Johnson was then broken up by UCF linebacker Brandon Alexander.

O'Korn had a touchdown pass and two interceptions for the Cougars.

Following a UCF missed field goal, Houston got life when O'Korn found Wayne Beadle in the end zone from 12 yards out to close the gap to 19-14.

UCF then gave the Cougars the ball right back with 3:02 to play after going three-and-out.

Houston went to the air and moved quickly, eventually using a 14-yard pass on third down by O'Korn to get into the red zone. But UCF held - and held on to sole possession of first place.

Score by Quarters	1	2	3	4	Total
Houston (7-2, 4-1)	0	0	7	7	14
UCF (7-1, 4-0)	0	6	7	6	19

Qtr	Time	Scoring play			
2nd	8:38	UCF - Moffitt 45 yd field goal	8-57	3:56	UH 0 - UCF 3
	2:12	UCF - Moffitt 40 yd field goal	10-57	5:03	UH 0 - UCF 6
3rd	7:59	UH - O'Korn 24 yd run	4-37	0:58	UH 7 - UCF 6
	2:25	UCF - Stanback 15 yd run	10-75	5:28	UH 7 - UCF 13
4th	10:23	UCF - Stanback 38 yd run (pass failed)	7-98	3:48	UH 7 - UCF 19
	4:04	UH - Beadle 12 yd pass	8-53	2:02	UH 14 - UCF 19

	UH	UCF
FIRST DOWNS	23	24
RUSHES-YARDS (NET)	29-136	45-188
PASSING YDS (NET)	231	210
Passes Att-Comp-Int	46-24-2	24-17-1
TOTAL OFFENSE PLAYS-YARDS	75-367	69-398
Fumble Returns-Yards	0-0	0-0
Punt Returns-Yards	1-0	2-17
Kickoff Returns-Yards	5-98	1-25
Interception Returns-Yards	1-16	2-2
Punts (Number-Avg)	5-45.6	2-41.5
Fumbles-Lost	1-0	2-2
Penalties-Yards	8-72	2-16
Possession Time	24:47	35:13
Third-Down Conversions	5 of 12	5 of 12
Fourth-Down Conversions	0 of 2	1 of 1
Red-Zone Scores-Chances	1-2	2-4
Sacks By: Number-Yards	2-17	3-10

RUSHING: Houston - Farrow 8-57; O'Korn 13-56; Jackson 5-12; Beadle 1-10; Spencer 1-1; Brooks 1-0. Central Florida - Johnson 28-127; Stanback 9-74; TEAM 2-3; Bortles 6-10

PASSING: Houston - O'Korn 24-46-2-231. Central Florida - Bortles 17-24-1-210.

RECEIVING: Houston - Greenberry 8-94; Farrow 3-25; Jackson 3-9; Beadle 2-32; Maxwell 2-21; Spencer 2-13; Johnson 2-10; Ayers 1-20; Ambles 1-7. Central Florida - Godfrey 5-67; Perriman 5-60; Hall 3-43; Reese 2-22; Worton 1-10; Johnson 1-8.

INTERCEPTIONS: Houston - Steward 1-16. Central Florida - Glenn 1-2; Alexander 1-0.

FUMBLES: Houston - Johnson 1-0. Central Florida - Johnson 1-1; Bortles 1-1.

LOUISVILLE -- It was a close game in the first meeting against the Louisville Cardinals and Houston Cougars in five years.

The Louisville defense held Houston to just 41 second-half yards and help the Cardinals win their third straight game and stay within reach of first-place Central Florida.

Houston needed just two drives to tie the game, driving 48 yards for Kyle Bullard's 46-yard field goal and 60 yards ending in Kenneth Farrow's 4-yard run with 6:35 left before halftime. Those drives were telling as the Cougars' no-huddle offense seemed to confuse the Cardinals' defense, which struggled to keep up.

Defensively, Houston succeeded in pressuring Bridgewater, sacking him three times and keeping him on the run at other times.

Bridgewater was held without a passing touchdown for the first time in 21-straight games.

Two key plays helped the Cougars take a 13-10 lead heading into halftime. The first was Michael Harris' muffed punt recovered at the Louisville 39 by Trevon Stewart, who entered leading the nation with eight turnovers (four fumble recoveries and four interceptions). Stewart shrugged off the Cardinal blocker and sent him flying into the U of L return man to cause the turnover.

Houston looked poised to jump on the Cardinals right away when Demarcus Ayers returned the opening kickoff 61 yards with the help of five missed tackles, and the Cougars moved 11 yards for a first down at the Louisville 28. After three straight incompletions, they gambled on fourth down, but John O'Korn's slant pass to Xavier Maxwell came up three yards short.

For the second straight week and third time this season, the UH loss came down to the final drive. All three losses this year by Houston have been by a combined 13 points.

Score by Quarters	1	2	3	4	Total
Houston (7-3, 4-2)	0	13	0	0	13
Louisville (9-1, 5-1)	7	3	10	0	20

Qtr	Time	Scoring play			
1st	6:45	LOU - Brown 13 yd run	12-77	6:33	UH 0 - LOU 7
	14:11	LOU - Wallace 37 yd field goal	5-45	3:23	UH 0 - LOU 10
2nd	12:12	UH - Bullard 46 yd field goal	7-48	1:59	UH 3 - LOU 10
	6:35	UH - Farrow 4 yd run	10-60	3:08	UH 10 - LOU 10
	0:25	UH - Bullard 22 yd field goal	9-34	3:35	UH 13 - LOU 10
3rd	11:09	LOU - Brown 3 yd run	7-70	3:51	UH 13 - LOU 17
	2:55	LOU - Wallace 39 yd field goal	12-46	6:58	UH 13 - LOU 20

	UH	LOU
FIRST DOWNS	13	20
RUSHES-YARDS (NET)	29-74	41-129
PASSING YDS (NET)	121	203
Passes Att-Comp-Int	35-26-0	29-19-0
TOTAL OFFENSE PLAYS-YARDS	64-195	70-332
Fumble Returns-Yards	0-0	0-0
Punt Returns-Yards	1-2	2-0
Kickoff Returns-Yards	4-120	2-58
Interception Returns-Yards	0-0	0-0
Punts (Number-Avg)	7-39.9	6-38.5
Fumbles-Lost	1-0	1-1
Penalties-Yards	3-35	6-55
Possession Time	22:11	37:49
Third-Down Conversions	5 of 16	6 of 16
Fourth-Down Conversions	0 of 2	0 of 0
Red-Zone Scores-Chances	2-2	4-4
Sacks By: Number-Yards	3-26	3-22

RUSHING: Houston - Jackson 13-46; Farrow 9-26; O'Korn 7-4. Louisville - Brown 27-137; Perry 7-17; TEAM 3-5; Bridgewater 4-20.

PASSING: Houston - O'Korn 16-35-0-121. Louisville - Bridgewater 19-29-0-203

RECEIVING: Houston - Farrow 5-13; Rodriguez 3-24; Spencer 2-23; Jackson 2-20; Ambles 1-28; Ward Jr. 1-7; Maxwell 1-5; Ayers 1-1. Louisville - Rogers 5-38; Parker 4-72; Copeland 3-31; Clark 3-14; Perry 2-23; Brown 1-14; Hubbell 1-11.

INTERCEPTIONS: Houston - None. Louisville - None.

FUMBLES: Houston - O'Korn 1-0. Louisville - Harris 1-1.

2013 SEASON

COACHING STAFF

THE COUGARS

SEASON REVIEW

BOWL HISTORY



2013 SEASON REVIEW

Nov. 23 • BBVA Compass Stadium (20,197) • Houston

Nov. 29 • Reliant Stadium (23,210) • Houston



CINCINNATI

24

HOUSTON

17



SMU

0

HOUSTON

34

HOUSTON -- Brendon Kay threw for 386 yards and two touchdowns and ran for another as Cincinnati defeated Houston 24-17.

Kay finished 29-of-50 and added 38 yards on the ground. Shaq Washington caught 10 passes for 132 yards, Anthony McClung had nine catches for 137 yards and Chris Moore added four receptions for 72 yards and two touchdowns.

Hosey Williams rushed 13 times for 84 yards for Cincinnati, who finished with 573 yards of offense.

John O'Korn struggled in the wet, dreary conditions finishing 13-of-30 for 171 yards and a touchdown. O'Korn was replaced by Greg Ward, Jr., in the third quarter, and Ward finished 5-of-9 for 74 yards for the Cougars, who dropped their third straight. Ward also caught three passes for 42 yards.

Deontay Greenberry had six receptions for 64 yards and a score and Daniel Spencer added five receptions for 66 yards for the Cougars, who managed 278 yards of offense.

After Tony Miliano missed two fourth quarter field goals, including a 24-yarder with 1:23 remaining, Houston worked its way down the field to the Bearcats' 37, but O'Korn tried to scramble on the final play, gaining only 6 yards and time ran out on the Cougars.

Score by Quarters	1	2	3	4	Total
Cincinnati (9-2, 6-1)	0	17	7	0	24
Houston (7-4, 4-3)	0	7	10	0	17

Qtr	Time	Scoring play	UC	UH
2nd	14:32	UC - Moore 40 yd pass	7-47	3:06
	8:13	UC - Miliano 25 yd field goal	10-65	4:01
	5:56	UH - Greenberry 12 yd pass	2-10	0:37
	1:29	UC - Moore 3 yd pass	7-85	2:05
3rd	7:35	UC - Kay 14 yd run	3-13	0:45
	5:22	UH - Stewart 15 yd fumble recovery		UC 24 - UH 14
	0:23	UH - Bullard 27 yd field goal	9-64	3:44

	UC	UH
FIRST DOWNS	26	13
RUSHES-YARDS (NET)	40-172	31-33
PASSING YDS (NET)	401	245
Passes Att-Comp-Int	51-30-2	41-18-0
TOTAL OFFENSE PLAYS-YARDS	91-573	72-278
Fumble Returns-Yards	1-7	1-15
Punt Returns-Yards	1-2	0-0
Kickoff Returns-Yards	1-13	4-67
Interception Returns-Yards	0-0	2-4
Punts (Number-Avg)	5-38.2	10-44.7
Fumbles-Lost	1-1	3-2
Penalties-Yards	6-53	3-30
Possession Time	36:32	23:28
Third-Down Conversions	7 of 19	4 of 17
Fourth-Down Conversions	1 of 2	1 of 2
Red-Zone Scores-Chances	3-5	2-3
Sacks By: Number-Yards	3-21	2-23

RUSHING: Cincinnati - Williams 13-84; Kay 9-66; Abernathy 7-24; Green 6-20; Luallen 4-7; TEAM 1--1. Houston - Farrow 9-36; O'Korn 7-11; Jackson 7-4; Ward Jr. 7--2; TEAM 1--16.

PASSING: Cincinnati - Kay 28-49-2-391; Luallen 2-2-0-10. Houston - O'Korn 13-30-0-171; Ward Jr. 5-9-0-74; TEAM 0-2-0-0.

RECEIVING: Cincinnati - Washington 10-132; McClung 9-137; Moore 4-72; Morrison 3-39; Abernathy 2-11; Williams 1-7; McKay 1-3. Houston - Greenberry 8-64; Spencer 5-66; Ward Jr. 3-42; Maxwell 1-36; Ayers 1-23; AMbles 1-8; Farrow 1-6.

INTERCEPTIONS: Cincinnati - None. Houston - McDonald 1-4; Taylor 1-0.

FUMBLES: Cincinnati - Kay 1-1. O'Korn 2-2; TEAM 1-0.

HOUSTON -- Freshman quarterback John O'Korn threw for 245 yards and two touchdowns on 25-of-41 passing, while the Cougar defense forced four turnovers, as Houston cruised to a 34-0 victory over in-state rival SMU.

For the Cougars, the win gives them their 16th eight-win season in program history, while the defense recorded its first shutout of an opponent since blanking Georgia State 56-0 on Sept. 24, 2011.

The 25 completions for O'Korn moved him past Kevin Kolb for tops on the school's all-time freshman completion list with 239, while the two passing touchdowns gave him 26 on the year, which is also a freshman school record.

Junior wide receiver Daniel Spencer hauled in a team-high seven receptions for a game-high 100 receiving yards and a touchdown to lead the Cougar receiving core. It was his fifth 100-yard receiving game this year, while the touchdown was his sixth on the season.

Sophomore tailback Ryan Jackson led the ground attack for Houston, as he rushed for a team-high 62 yards on seven carries, while punching in his sixth rushing touchdown of the season.

Senior defensive back Zach McMillian recorded two interceptions in a game for the first time in his career, while senior running back Kent Brooks rushed for a touchdown on a career-best 38 yards with a career-high eight carries in their final home games of their careers.

It didn't take long for Houston to take control of this one, as O'Korn chucked a 67-yard bomb to Spencer, giving the Cougars a 7-0 lead with just over one minute gone by in the contest. The play was also the seventh longest of the season for Houston.

Score by Quarters	1	2	3	4	Total
SMU (5-6, 4-3)	0	0	0	0	0
Houston (8-4, 5-3)	10	14	10	0	34

Qtr	Time	Scoring play	SMU	UH
1st	13:32	UH - Spencer 67 yd pass	1-67	0:10
	5:23	UH - Bullard 27 yd field goal	6-20	2:17
2nd	13:05	UH - ward Jr. 19 yd pass	7-48	2:34
	0:34	UH - Brooks 1 yd run	1-1	0:04
3rd	8:07	UH - Jackson 37 yd run	6-59	2:26
	2:48	UH - Bullard 27 yd fg	9-29	3:19

	SMU	UH
FIRST DOWNS	17	21
RUSHES-YARDS (NET)	34-83	30-120
PASSING YDS (NET)	212	245
Passes Att-Comp-Int	52-27-3	42-25-2
TOTAL OFFENSE PLAYS-YARDS	86-295	72-365
Fumble Returns-Yards	0-0	1-62
Punt Returns-Yards	0-0	0-0
Kickoff Returns-Yards	4-71	1-13
Interception Returns-Yards	2-15	3-58
Punts (Number-Avg)	7-33.9	4-44.2
Fumbles-Lost	2-1	0-0
Penalties-Yards	10-90	7-60
Possession Time	31:36	28:24
Third-Down Conversions	4 of 20	7 of 17
Fourth-Down Conversions	3 of 7	0 of 2
Red-Zone Scores-Chances	0-1	4-4
Sacks By: Number-Yards	2-2	5-34

RUSHING: SMU - Line 17-81; Pope 9-41; Joseph 1--1; TEAM 1--5; Burcham 6--31. Houston - Jackson 7-62; Brooks 8-33; Farrow 9-27; O'Korn 3-5; Ward Jr. 3--2.

PASSING: SMU - Burcham 27-52-3-212. Houston - O'Korn 25-41-2-245; Ward Jr. 0-1-0-0.

RECEIVING: SMU - Joseph 9-52; Johnson 8-75; Pope 3-25; Holman 2-16; Thompson 1-16; Sanders 1-12; Line 1-6; Reed 1-6; Nelson 1-4. Houston - Spencer 7-100; Ward Jr. 5-48; Jackson 3-17; Farrow 3-13; Rodriguez 2-17; Ayers 2-10; Maxwell 1-17; McDuffey 1-16; Beadle 1-7.

INTERCEPTIONS: SMU - Joyner 1-0; Acker 1-15. Houston - McMillian 2-58; McDonald 1-0.

FUMBLES: SMU - Burcham 1-0; TEAM 1-1. Houston - None.

2013 SEASON

COACHING STAFF

THE COUGARS

SEASON REVIEW

BOWL HISTORY

2013 SEASON REVIEW

2013 SEASON

COACHING STAFF

THE COUGARS

SEASON REVIEW

BOWL HISTORY

2013 American Athletic Conference Standings

	Conference				Overall			
	W-L	Pct.	PF	PA	W-L	Pct.	PF	PA
UCF	8-0	1.000	263	169	11-1	.917	398	235
Louisville	7-1	.875	229	122	11-1	.917	421	129
Cincinnati	6-2	.750	261	173	9-3	.750	400	234
Houston	5-3	.625	209	128	8-4	.667	407	242
SMU	4-4	.500	237	239	5-7	.417	321	400
Rutgers	3-5	.375	153	266	6-6	.500	298	352
Connecticut	3-5	.375	203	254	3-9	.250	275	384
USF	2-6	.250	101	161	2-10	.167	159	312
Memphis	1-7	.125	153	237	3-9	.250	234	295
Temple	1-7	.125	207	260	2-10	.167	299	358

The American Bowl Lineup

New Era Pinstripe Bowl at Bronx, N.Y. (Dec. 28)
Rutgers vs. Notre Dame | 11:15 a.m. CT | ESPN

Belk Bowl at Charlotte, N.C. (Dec. 28)
Cincinnati vs. North Carolina | 2:20 p.m. CT | ESPN

Russell Athletic Bowl at Orlando, Fla. (Dec. 28)
Louisville vs. Miami (Fla.) | 5:45 p.m. CT | ESPN

Tostitos Fiesta Bowl at Glendale, Ariz. (Jan. 1)
UCF vs. Baylor | 7:30 p.m. CT | ESPN

BBVA Compass Bowl at Birmingham, Ala. (Jan. 4)
Houston vs. Vanderbilt | 12 p.m. CT | ESPN

The American Athletic Conference Awards

The American Offensive Player of the Year: Blake Bortles, UCF
 The American Defensive Player of the Year: Marcus Smith, Louisville
 The American Co-Special Teams Player of the Year: **Demarcus Ayers, Houston**
 The American Co-Special Teams Player of the Year: Tom Hornsey, Memphis
 The American Rookie of the Year: **John O’Korn, Houston**
 The American Coach of the Year: George O’Leary, UCF

The American Athletic Conference First Team

Position	Player	Year	School
WR	Deontay Greenberry	So.	Houston
WR	DeVante Parker	Jr.	Louisville
TE	Blake Annen	Sr.	Cincinnati
TE	Tyler Kroft	So.	Rutgers
OT	Eric Lefeld	Jr.	Cincinnati
OT	Jamon Brown	Jr.	Louisville
OG	Jordan McCray	Sr.	UCF
OG	Justin McCray	Sr.	UCF
C	Jake Smith	Jr.	Louisville
QB	Blake Bortles	Jr.	UCF
RB	Storm Johnson	Jr.	UCF
RB	Paul James	So.	Rutgers
KR	Demarcus Ayers	Fr.	Houston
PR	Ralph David Abernathy IV	Jr.	Cincinnati
K	Jake Elliot	Fr.	Memphis
DL	Jordan Stepp	Sr.	Cincinnati
DL	Marcus Smith	Sr.	Louisville
DL	Martin Ifedi	Jr.	Memphis
DL	Aaron Lynch	So.	USF
LB	Terrance Plummer	Jr.	UCF
LB	Yawin Smallwood	Jr.	Connecticut
LB	Tyler Matakevich	So.	Temple
CB	Jacoby Glenn	Fr.	UCF
CB	Charles Gaines	So.	Louisville
S	Calvin Pryor	Jr.	Louisville
S	Hakeem Smith	Sr.	Louisville
P	Tom Hornsey	Sr.	Memphis

The American Athletic Conference Second Team

Position	Player	Year	School
WR	Anthony McClung	Sr.	Cincinnati
WR	J.J. Worton	Jr.	UCF
WR	Jeremy Johnson	Sr.	SMU
TE	Mike McFarland	Jr.	UCF
OT	DeAnthony Sims	Sr.	Houston
OT	Chris Martin	Sr.	UCF
OG	Sam Longo	Sr.	Cincinnati
OG	John Miller	Jr.	Louisville
C	Betim Bujari	Jr.	Rutgers
QB	Teddy Bridgewater	Jr.	Louisville
RB	William Stanback	Fr.	UCF
RB	Marcus Shaw	Sr.	USF
KR	Janarion Grant	Fr.	Rutgers
K	Shawn Moffitt	Jr.	UCF
DL	Silverberry Mouhon	So.	Cincinnati
DL	Shamar Stephen	Sr.	Connecticut
DL	Lorenzo Mauldin	Jr.	Louisville
DL	Luke Sager	Sr.	USF
LB	Greg Blair	Sr.	Cincinnati
LB	Preston Brown	Sr.	Louisville
LB	DeDe Lattimore	Sr.	USF
CB	Zach McMillian	Sr.	Houston
CB	Deven Drane	Sr.	Cincinnati
S	Trevon Stewart	So.	Houston
S	Clayton Geathers	Jr.	UCF
P	Richie Leone	Sr.	Houston



2013 HOUSTON FOOTBALL

HOUSTON BOWL HISTORY

Bowl History.....	104
Bowl Program Covers	105
Bowl Recaps	106-116
Longest Bowl Plays	117
Individual Bowl Game Records.....	118-119
Individual Career Bowl Records.....	120-121
Team Bowl Game Records.....	122-126
Opponent Bowl Records	127-128

BOWL HISTORY

2013 SEASON

COACHING STAFF

THE COUGARS

SEASON REVIEW

BOWL HISTORY

HOUSTON ALL-TIME BOWL GAME RECORD: 9-11-1

Date	Bowl	Opponent	W/L	Score	Attendance	Coach
Jan. 1, 1951	Salad	Dayton	W	26-21	17,000	Clyde Lee
Dec. 22, 1962	Tangerine	Miami (Ohio)	W	49-21	20,000	Bill Yeoman
Dec. 31, 1969	Bluebonnet	Auburn	W	36-7	53,203	Bill Yeoman
Dec. 31, 1971	Bluebonnet	Colorado	L	17-29	54,720	Bill Yeoman
Dec. 29, 1973	Bluebonnet	Tulane	W	47-7	44,358	Bill Yeoman
Dec. 23, 1974	Bluebonnet	NC State	T	31-31	35,122	Bill Yeoman
Jan. 1, 1977	Cotton	Maryland	W	30-21	58,500	Bill Yeoman
Jan. 1, 1979	Cotton	Notre Dame	L	34-35	72,000	Bill Yeoman
Jan. 1, 1980	Cotton	Nebraska	W	17-14	72,000	Bill Yeoman
Dec. 22, 1980	Garden State	Navy	W	35-0	41,417	Bill Yeoman
Dec. 26, 1981	Sun	Oklahoma	L	14-40	33,816	Bill Yeoman
Jan. 1, 1985	Cotton	Boston College	L	28-45	67,381	Bill Yeoman
Dec. 25, 1988	Aloha	Washington State	L	22-24	35,132	Jack Pardee
Dec. 26, 1996	Liberty	Syracuse	L	17-30	49,163	Kim Helton
Dec. 25, 2003	Sheraton Hawai'i	Hawai'i	L	48-54 (30T)	25,551	Art Briles
Dec. 23, 2005	Fort Worth	Kansas	L	13-42	33,505	Art Briles
Dec. 29, 2006	AutoZone Liberty	South Carolina	L	36-44	56,103	Art Briles
Dec. 28, 2007	Texas	TCU	L	13-20	62,097	Chris Thurmond (Interim)
Dec. 31, 2008	Bell Helicopter Armed Forces	Air Force	W	34-28	41,127	Kevin Sumlin
Dec. 31, 2009	Bell Helicopter Armed Forces	Air Force	L	20-47	41,414	Kevin Sumlin
Jan. 2, 2012	TicketCity	Penn State	W	30-14	46,817	Tony Levine

Individual Bowl Game Honors

Bowl	Name	Award
1951 Salad Bowl	Gene Shannon, RB	Most Valuable Player
1962 Tangerine Bowl	Billy Roland, QB	Most Valuable Player
1969 Bluebonnet Bowl	Jim Strong, RB	Most Outstanding Back
1969 Bluebonnet Bowl	Jerry Drones, OL	Most Outstanding Lineman
1971 Bluebonnet Bowl	Butch Brezina, DL	Most Outstanding Lineman
1973 Bluebonnet Bowl	Deryl McGallion, DL	Defensive MVP
1973 Bluebonnet Bowl	D.C. Nobles, QB	Offensive MVP
1974 Bluebonnet Bowl	John Housman, RB	Offensive MVP
1976 Cotton Bowl	Alois Blackwell, RB	Offensive MVP
1976 Cotton Bowl	Mark Mohr, CB	Defensive MVP
1978 Cotton Bowl	David Hodge, LB	Defensive MVP
1979 Cotton Bowl	Terry Elston, QB	Offensive MVP
1980 Garden State Bowl	Terald Clark, RB	Most Outstanding Player
2003 Hawai'i Bowl	Jackie Battle, RB	Most Valuable Player
2005 Fort Worth Bowl	Kevin Kolb, QB	Most Valuable Player
2006 Liberty Bowl	Kevin Kolb, QB	Offensive MVP
2006 Liberty Bowl	Willie Gaston, CB	Defensive MVP
2008 Armed Forces Bowl	Bryce Beall, RB	Most Valuable Player
2009 Armed Forces Bowl	Tyron Carrier	Most Valuable Player
2011 TicketCity Bowl	Case Keenum	Most Valuable Player

Bowl Breakdown

Bowl	W	L	T	Years
Bluebonnet	2	1	1	1969-71-73-74
Cotton	2	2	0	1977-79-80-81
Salad	1	0	0	1951
Tangerine ¹	1	0	0	1962
Garden State	1	0	0	1980
TicketCity	1	0	0	2012
Armed Forces	1	1	0	2008-09
Sun	0	1	0	1981
Aloha	0	1	0	1988
Liberty	0	2	0	1996-2006
Hawai'i	0	1	0	2003
Fort Worth	0	1	0	2005
Texas	0	1	0	2007
Total	9	11	1	21 bowls

¹Now the Capital One Bowl




BOWL HISTORY



1952 Salad Bowl
Houston 26, Dayton 21
Jan. 1, 1952 • Phoenix, Ariz.




1962 Tangerine Bowl
Houston 49, Miami (Ohio) 21
Dec. 22, 1962 • Orlando, Fla.



1969 Bluebonnet Bowl
Houston 36, Auburn 7
Dec. 31, 1969 • Houston, Texas



1971 Bluebonnet Bowl
Colorado 29, Houston 17
Dec. 31, 1971 • Houston, Texas



1973 Bluebonnet Bowl
Houston 47, Tulane 7
Dec. 29, 1973 • Houston, Texas




1974 Bluebonnet Bowl
Houston 31, NC State 31
Dec. 23, 1974 • Houston, Texas



1977 Cotton Bowl
Houston 30, Maryland 21
Jan. 1, 1977 • Dallas, Texas



1979 Cotton Bowl
Notre Dame 35, Houston 34
Jan. 1, 1979 • Dallas, Texas



1980 Cotton Bowl
Houston 17, Nebraska 14
Jan. 1, 1980 • Dallas, Texas



1980 Garden State Bowl
Houston 35, Navy 0
Dec. 22, 1980 • East Rutherford, N.J.



1981 Sun Bowl
Oklahoma 40, Houston 14
Dec. 26, 1981 • El Paso, Texas



1985 Cotton Bowl
Boston College 45, Houston 28
Jan. 1, 1985 • Dallas, Texas




1988 Aloha Bowl
Washington State 24, Houston 22
Dec. 25, 1981 • Honolulu, Hawaii



1996 St. Jude Liberty Bowl
Syracuse 30, Houston 17
Dec. 26, 1996 • Memphis, Tenn.



2003 Sheraton Hawaii Bowl
Hawaii 54, Houston 48 (30T)
Dec. 25, 2003 • Honolulu, Hawaii



2005 Fort Worth Bowl
Kansas 42, Houston 13
Dec. 23, 2005 • Fort Worth, Texas



2006 AutoZone Liberty Bowl
South Carolina 44, Houston 36
Dec. 29, 2006 • Memphis, Tenn.



2007 Texas Bowl
TCU 20, Houston 13
Dec. 28, 2007 • Houston, Texas



2008 Bell Helicopter Armed Forces Bowl
Houston 34, Air Force 28
Dec. 31, 2008 • Fort Worth, Texas



2009 Bell Helicopter Armed Forces Bowl
Air Force 47, Houston 20
Dec. 31, 2009 • Fort Worth, Texas



2012 TicketCity Bowl
Houston 30, Penn State 14
Jan. 1, 2012 • Dallas, Texas

2013 SEASON

COACHING STAFF

THE COUGARS

SEASON REVIEW

BOWL HISTORY

BOWL HISTORY

2013 SEASON

COACHING STAFF

THE COUGARS

SEASON REVIEW

BOWL HISTORY

1952 SALAD BOWL

DAYTON (7-3)	21
HOUSTON (6-5)	26

January 1, 1952 • Montgomery Stadium
Phoenix, Ariz. • Att: 17,000

Houston's Gene Shannon, a 1,000-yard rusher during the regular season, scored all four of the Cougars' touchdowns and was named MVP of the contest.

Shannon rushed for 175 yards on 28 carries, including 129 yards in the first half. Behind the blocking of fellow running backs Randy Owens (who gained 76 yards on the day) and Warren Ramsey (83 yards), and linemen Howard Clapp, Buck Miller and Lloyd Holloway, Shannon gained more yards than the entire Dayton team.

Dayton took a 7-0 lead in the first quarter on a seven-yard run by Bobby Recker and Paul Spakowski's extra point. Houston responded immediately with a 65-yard, six-play drive, Shannon scoring on a 15-yard run with 10 seconds left in the first. Owens' extra point try failed, and UH trailed 7-6 after one.

The Flyers added two more scores in the second period, including a touchdown with 44 second left in the half on a 36-yard pass from Frank Siggins to Ed Currin to cap a 70-yard drive. Houston countered with one score, on a Shannon 19-yard gallop, and the Cougars trailed 21-13 at the half.

The Houston defense, led by Jack Howton, asserted itself in the second half. Howton intercepted a pair of passes and recovered a fumble as the Cougar defense limited Dayton to just five yards rushing in the stanza.

UH pulled within one point, 21-20, on Shannon's third rushing TD, a one-yard run at 9:40 of the third quarter. His run ended a seven-play, 72-yard drive, and Owens added the kick.

Another Shannon run provided the final points of the game and gave UH its first and only lead of the game.

The senior's 10-yard burst with 7:50 remaining in the third period provided the final margin as neither team was able to score in the fourth quarter.

	1	2	3	4	Final
Dayton	7	14	0	0	21
Houston	6	7	13	0	26

SCORING SUMMARY:

UD – Recker 7 run (Spakowski kick), 3:15
UH – Gene Shannon 15 run (kick failed), 0:10
 UD – Recker 25 pass from Siggins (Spakowski kick), 9:00
UH – Shannon 19 run (Randy Owens kick), 4:13
 UD – Currin 36 pass from Siggins (Spakowski kick), 0:44
UH – Shannon 1 run (Owens kick), 9:40
UH – Shannon 10 run (kick blocked), 7:50

Statistics

	UD	UH
First Downs	11	21
Rushing Yards	124	341
Passing Yards	183	124
Total Offense	307	468
Passing (A-C-I)	22-10-2	7-4-1
Fumbles-Lost	3-1	6-3
Penalties-Yards	5-45	7-35
Punts - Avg.	6-45.8	4-34.7

Rushing – UH: Shannon 28-175, Ramsey 13-83, Owens 9-75, Hampel 1-11, Clatterbuck, 8- (-3).

Passing – UH: Clatterbuck 7-4-1.

Receiving – UH: Ramsey 2-46, Hampel 1-46, Clapp 1-32. A crowd of 17,000 saw Houston defeat Dayton, 26-21, in the Fifth Annual Salad Bowl in Phoenix, Ariz., the Cougars' first-ever bowl appearance.

1962 TANGERINE BOWL

MIAMI (OHIO) (8-2-1)	21
HOUSTON (7-4)	49

December 22, 1962 • Tangerine Bowl
Orlando, Fla. • Att: 20,000

Under first-year head coach Bill Yeoman, Houston scored five straight touchdowns, including four in the second quarter, to power the Cougars to a 49-21 victory over Miami of Ohio in the 17th Annual Tangerine Bowl in Orlando, Florida.

Senior quarterback Billy Roland led the Cougars offense by completing 11-of-17 passes for 199 yards and three touchdowns to earn the game's Most Valuable Player Award.

After Miami missed a field goal on its first drive, the Redskins took possession on the UH 28-yard line after an interception. UM took advantage of the turnover with a nine-yard touchdown pass to take a 7-0 lead.

After tying the game late in the first quarter on Joe Lopasky's three-yard run and Bill McMillan's extra-point, Houston's Bobby Brezina scored a pair of touchdowns to start the UH onslaught. The Cougars took advantage of an interception by Bill Van Osdel, scoring on two plays from the Miami six. On Houston's next drive, Roland hit Brezina with a 44-yard touchdown bomb to give UH a 21-7 lead.

The UH defense held again, and on the ensuing Miami punt, Lopasky took the ball back 70 yards for a touchdown and a 28-7 UH lead. The Cougars closed out the half with a 60-yard touchdown drive, ending with a four-yard pass from Roland to McMillan with 18 seconds left in the half. Houston took a 35-7 lead into the locker room at halftime.

Miami scored with 4:50 left in the third quarter to close the gap to 35-14 before Lopasky notched his third of four touchdowns on the day on a one-yard run. His score finished a 78-yard, six-play drive, while McMillan's seventh PAT established a new school record.

Each team added a touchdown in the final stanza, Houston scoring on a 14-yard Roland to Lopasky hook-up.

	1	2	3	4	Final
Miami	7	0	7	7	21
Houston	7	28	7	7	49

SCORING SUMMARY:

MU – 9 pass from Kellerman (Jencks kick), 9:08
UH – Joe Lopasky 3 run (Bill McMillan kick), 2:14
UH – Bobby Brezina 1 run (McMillan kick), 11:40
UH – Brezina 44 pass from Billy Roland (McMillan kick), 5:51
UH – Lopasky 70 punt return (McMillan kick), 3:58
UH – McMillan 4 pass from Roland (McMillan kick), 0:18
 MU – Kellerman 1 run (Jencks kick), 4:50
UH – Lopasky 4 run (McMillan kick), 1:14
 MU – Neumeier 11 run (Jencks kick), 12:14
UH – Lopasky 14 pass from Roland (McMillan kick), 6:15

Statistics

	MU	UH
First Downs	17	18
Rushing Yards	34-54	40-207
Passing Yards	265	206
Total Offense	74-319	59-413
Passing (A-C-I)	40-17-2	19-13-1
Fumbles-Lost	1-0	0-0
Penalties-Yards	7-83	7-61
Punts - Avg.	5-38.2	3-41.3

Rushing – UH: Brezina 11-55, Roland 7-48, Hernandez 5-47, Brewer 6-25, Lopasky 8-23, Newby 1-10, Broussard 1-1, Ritch 1-(-2), **MU:** Longworth 6-27, Neumeier 3-14, Kellerman 20-7, S. Doherty 2-5, Madsen 1-2, J. Fisher 1-0.

Passing – UH: Roland 11-17-1-199, Skog 2-2-0-7; **MU:** Kellerman 17-40-2-205.

Receiving – UH: Lopasky 3-81, Brezina 2-58, Smith 3-17, Hernandez 1-15, Paul 1-14, Ritch 1-9, Van Osdel 1-8, McMillan 1-4; **MU:** Myers 5-75, Jencks 5-75, Himebaugh 3-49, Neumeier 2-47, Longworth 2-19.



BOWL HISTORY

1969 BLUEBONNET BOWL

AUBURN (8-3)	7
HOUSTON (9-2)	36

December 31, 1969 • Astrodome
Houston, Texas • Att: 53,203

A match-up between two of the top offensive teams in the country saw the Houston defense carry the day as the Cougars shut down Auburn to win the 1969 Astro-Bluebonnet Bowl, 36-7, in the Astrodome. The crowd of 55,203 saw Bill Yeoman's Cougars finish the year with their ninth straight victory and a No. 12 ranking in the final Associated Press poll.

Houston halfback Jim Strong gained 184 yards on 32 carries to lead the UH offense and gain MVP honors. Defensively, Glen Lewis and Ronny Peacock were the Cougars' stars on a unit which allowed Auburn only one yard rushing in the game. Lewis recorded eight tackles and blocked a field goal while Peacock was in on four tackles and deflected four passes.

Auburn's Terry Beasley fumbled the opening kickoff and Houston safety Nick Holm recovered to set up the Cougars' first touchdown, a one-yard run by quarterback Gary Mullins just 3:30 into the game. Following an Auburn punt, the Cougars drove 70 yards in 14 plays and Carlos Lopez kicked a 27-yard field goal to give UH a 10-0 lead at the start of the second quarter.

The UH defense stymied Auburn and sophomore quarterback Pat Sullivan again on the Tigers' next possession, forcing a punt. On first-and-10 from its own 16-yard line, Strong galloped 74 yards to the Auburn 10, setting up Houston's second touchdown, which he scored on a one-yard run. Lopez' PAT missed, but Houston led 16-0 with 11:44 remaining in the half.

The teams traded punts until Auburn's Mickey Zofko completed a 36-yard halfback option pass to receiver Connie Frederick for the Tigers' only score. At halftime, Houston led 16-7.

The Tigers would get no closer. Houston scored 20 points on three touchdowns in the second half. Ted Heiskell's one-yard touchdown run came at the end of an eight-play, 71-yard drive. The two-point conversion pass failed, but UH led 22-7.

After a scoreless remainder of the quarter, Houston put the Tigers away on its first drive of the final period. Strong scored his second touchdown of the day, on a 12-yard run. A 20-yard pass from back-up quarterback Rusty Clark to Tommy Mozisek with 35 seconds left provided the final margin.

The two teams combined to break or tie 22 Bluebonnet Bowl records. Houston totalled 516 yards on 83 plays in the game, while Auburn netted just 189 total yards, including 188 passing.

	1	2	3	4	Final
Auburn	0	7	0	0	7
Houston	7	9	6	14	36

SCORING SUMMARY:

- UH** – Gary Mullins 1 run (Lopez kick), 11:30
- UH** – Carlos Lopez 27 field goal, 14:50
- UH** – Jim Strong 1 run (kick failed), 11:44
- AU** – Connie Frederick 36 pass from Mickey Zofko (Riley kick), 3:36
- UH** – Ted Heiskell 1 run (pass failed), 11:09
- UH** – Strong 12 run (Lopez kick), 11:48
- UH** – Tommy Mozisek pass from Rusty Clark (Lopez kick), 0:35

Statistics

	AU	UH
First Downs	14	25
Rushing Yards	25-1	64-376
Passing Yards	188	140
Total Offense	62-189	83-516
Passing (A-C-I)	37-13-2	19-10-2
Fumbles-Lost	1-1	2-1
Penalties-Yards	4-26	6-63
Punts - Avg.	6-39.8	2-42.5

Rushing – UH: Strong 32-184, Heiskell 10-70, Newhouse 7-56, Mullins 13-54, Wright 1-10, Bailey 1-2. **AU:** Zofko 12-31, Clark 7-22, Sullivan 5-(-41), Traylor 1-(-11).

Passing – UH: Mullins 9-17-2-120, Clark 1-2-0-20; **AU:** Sullivan 10-30-1-132, Traylor 2-5-0-20, Zofko 1-1-0-36, Eisenacker 0-1-1-0.

Receiving – UH: Wright 4-62, Thomas 2-35, Mozisek 1-20, Odoms 2-19, Achey 1-4; **AU:** Beasley 6-76, Frederick 3-59, Clark 2-25, Schmalz 1-17, Ross 1-11.

1971 BLUEBONNET BOWL

HOUSTON (9-3)	17
COLORADO (10-2)	29

December 31, 1971 • Astrodome
Houston, Texas • Att: 54,720

Colorado's 16 second-quarter points lifted the Buffaloes to a 29-17 victory over 15th-ranked Houston before a crowd of 54,720 in the Astrodome. The loss was Houston's first in four bowl games and gave the Cougars a 9-3 final record.

Colorado tailback Charlie Davis led CU by rushing for a bowl-record 202 yards on 37 carries while Houston turned the ball over three times. Cougar tailback Robert Newhouse led the UH attack with 168 yards rushing on 35 carries and scored both Houston touchdowns on the day. Houston defensive lineman Butch Brezina was named the Cougars' Most Outstanding Player with 10 total tackles and two passes broken up.

Davis put the Buffs on top early with a 27-yard touchdown run on Colorado's first possession after a 70-yard, nine-play drive. J.B. Dean added the extra point to give CU a 7-0 lead.

Houston responded with a 79-yard, 15-play drive. Newhouse scored from the two after gaining 42 yards on the drive, and Ricky Terrell kicked the PAT to tie the game at seven. UH linebacker Bill Hamrick intercepted Colorado quarterback Ken Johnson to set up the Cougars' second touchdown, a five-yard Newhouse run with 1:14 left in the first quarter.

Colorado got the ball back and drove 61 yards in 10 plays, with Larry Brunson scoring on a five-yard pass from Johnson to pull CU within one. J.B. Dean's extra point failed and the Cougars clung to a 14-13 lead.

Colorado took the lead for good on its next possession. Johnson's 38-yard run on the quarterback keeper keyed an 80-yard, 15-play drive and Dean hit a 32-yard field goal with 5:03 left in the half to give CU a 16-13 lead.

After Houston fumbled the ball on the kickoff, Colorado went on the attack again. Davis scored on a one-yard run, and Dean added the PAT for a 23-14 lead that would prove to be insurmountable.

Houston drove to the Colorado 14 to open the third period, but tight end Riley Odoms fumbled and the Buffs' Lorne Richardson recovered to stymie the Cougars. The teams traded punts until Houston took advantage of a Davis fumble, Terrell hitting a 29-yard field goal for the only score of the third.

The Cougars would get no closer as Johnson scored for the Buffaloes with 3:48 left in the game to account for the final 12-point margin.

	1	2	3	4	Final
Houston	14	0	3	0	17
Colorado	7	16	0	6	29

SCORING SUMMARY:

- CU** – Charlie Davis 27 run (J.B. Dean kick), 1Q – 11:24
- UH** – Robert Newhouse 2 run (Ricky Terrell kick), 1Q – 5:22
- UH** – Newhouse 5 run (Terrell kick), 1Q – 1:14
- CU** – Larry Brunson 5 pass from Ken Johnson (kick failed), 2Q – 13:20
- CU** – Dean 32 field goal, 2Q – 5:03
- CU** – Davis 1 run (Dean kick), 2Q – 1:13
- UH** – Terrell 29 field goal, 3Q – 2:16
- CU** – Johnson 1 run (pass failed), 4Q – 3:48

Statistics

	UH	CU
First Downs	19	24
Rushing Yards	50-219	62-333
Passing Yards	173	62
Total Offense	76-392	79-398
Passing (A-C-I)	25-11-1	17-7-1
Fumbles-Lost	2-2	4-0
Penalties-Yards	2-47	7-52
Punts - Avg.	2-37.5	3-32.0

Rushing – UH: Newhouse 35-168, Mozisek 11-43, Mullins 4-8. **CU:** Davis 37-202, Johnson 16-81, Tarver 6-22, Branch 1-13, Stearms 1-12, Mathews 1-3.

Passing – UH: Mullins 11-25-1-173. **CU:** Johnson 6-16-1-51, Branch 1-1-0-11.

Receiving – UH: Orchin 6-94, Odoms 4-51, Stanley 1-28. **CU:** Nichols 2-28, Brunson 2-16, Masten 1-14, Davis 1-3, Branch 1-1.

2013 SEASON

COACHING STAFF

THE COUGARS

SEASON REVIEW

BOWL HISTORY

BOWL HISTORY

2013 SEASON

COACHING STAFF

THE COUGARS

SEASON REVIEW

BOWL HISTORY

1973 BLUEBONNET BOWL

TULANE (9-3)	7
HOUSTON (11-1)	47

December 29, 1973 • Astrodome
Houston, Texas • Att: 44,358

Houston topped off its winningest season ever by overwhelming Tulane, 47-7, in the 15th Annual Bluebonnet Bowl. With its victory over the Green Wave, the Cougars finished the season 11-1, which still ranks as one of the top two years in UH history.

Bill Yeoman's potent Triple Veer offense was at its best again in the Bluebonnet Bowl as a pair of players — Marshall Johnson and Donnie McGraw — gained over 100 yards rushing in the game. In all, the Cougars piled up 655 yards of total offense, including 402 on the ground. Flanker Bryan Willingham collected 105 yards on three catches while quarterback D.C. Nobles completed eight-of-13 passes for 201 yards.

Johnson gave early notice that it would be a long night for Tulane by speeding 75 yards on the Cougars' second offensive play to give UH a 7-0 lead. The Cougars extended that lead to 21-0 in the second period on a pair of Leonard Parker runs.

Tulane got on the scoreboard just before halftime on a 32-yard pass from Buddy Gilbert to Tom Fortner, cutting Houston's margin to 21-7 at the half.

The Cougars tallied four more rushing touchdowns in the second half while the UH defense held Tulane scoreless. Linebacker Deryl McGallion led the Houston defense on the day and was named the Most Outstanding Defensive Player. Houston forced nine Tulane punts and allowed the Green Wave only 10 first downs and 173 total yards on the day. Cougar defenders picked off four Tulane passes.

Quarterback Nobles scored on a keeper with 6:42 left in the third period to extend Houston's lead to 28-7. After a turnover, McGraw scored the first of his two touchdowns on a one-yard run with 5:28 left in the third.

McGraw added a 32-yard touchdown run to start the fourth quarter while backup QB David Husmann ended the scoring with a seven-yard run in the fourth.

A crowd of 44,358 saw UH post its record-setting 11th win and finish the year ranked ninth in the final Associated Press poll.

	1	2	3	4	Final
Tulane	0	7	0	0	7
Houston	7	14	14	12	47

SCORING SUMMARY:

UH — Marshall Johnson 75 run (Ricky Terrell kick), 1Q — 12:13

UH — Leonard Parker 1 run (Terrell kick), 2Q — 8:41

UH — Parker 3 run (Terrell kick), 2Q — 1:24
TU — Tom Fortner 32 pass from Buddy Gilbert (Falgoust kick), 2Q — 1:06

UH — Nobles 2 run (Terrell kick), 3Q — 6:42
UH — Donnie McGraw 1 run (Terrell kick), 3Q — 5:28

UH — McGraw 32 run (kick failed), 4Q — 13:41

UH — David Husmann 7 run (kick failed), 4Q — 6:53

Statistics

	TU	UH
First Downs	10	26
Rushing Yards	43-102	58-402
Passing Yards	71	253
Total Offense	173	655
Passing (A-C-I)	21-6-4	20-12-1
Fumbles-Lost	2-1	6-4
Penalties-Yards	4-26	5-55
Punts - Avg.	9-39.2	3-43.3

Rushing — UH: Johnson 5-114, McGraw 13-108, Parker 12-47, Cherry 7-45, McDaniel 4-32, Nobles 7-21, Husmann 3-17, Ward 4-11, Shelmon 3-7; **TU:** Bynum 12-40, Treuting 2-27, Hebert 4-24, Price 8-11, Lasiter 2-6, S. Foley 10-4, Gilbert 3-1, Huber 1-0, Garza 1-(-11).

Passing — UH: Nobles 8-13-0-201, Husmann 4-6-1-52; **TU:** S. Foley 4-16-4-32, Gilbert 2-5-0-39.

Receiving — UH: Willingham 3-105, Bassler 1-60, Bogan 1-33, Welch 1-16, Scalise 2-15, Foster 1-14, Ward 1-7, Shelmon 2-3; **TU:** Fortner 1-32, Thibodeaux 2-19, Garza 1-17, Treuting 1-7, Huber 1-(-4).

1974 BLUEBONNET BOWL

NC STATE (9-2-1)	31
HOUSTON (8-3-1)	31

December 23, 1974 • Astrodome
Houston, Texas • Att: 35,122

In an offensive shootout at the 16th Annual Bluebonnet Bowl, Houston and North Carolina State combined to score 35 points in the final quarter on the way to a 31-31 tie before a crowd of 35,122 at the Astrodome.

The crowd saw the two teams pile up 876 yards of total offense, including 479 yards on the ground, with 45 first downs. Houston's John Housman gained 134 yards rushing on 21 carries and added a pair of touchdown runs as UH finished the year with an 8-3-1 overall record.

The Cougars evened the score early in the second stanza on Lennard Coplin's 21-yard field goal. The Wolfpack took a 10-3 halftime lead, but had been out-gained by UH, 175-123. Houston tied the score at 10 on a one-yard run by Housman at 9:32 of the third quarter. NC State came right back with a scoring drive of its own, Dave Buckley hooking up with fullback Stan Fritts for the seven-yard touchdown pass to take the lead.

Then, the fireworks began. Houston tied the score on the first play of the fourth quarter on a 10-yard Johnson run, capping a 75-yard drive. Two possessions later, the Cougars took their first lead of the game on a Bluebonnet Bowl record 73-yard touchdown pass from quarterback Bubba McGallion to split end Eddie Foster. Coplin added the extra point and UH led, 24-17.

The Cougars extended their lead to 31-17 after an interception and 41-yard return by free safety Joe Rust gave UH the ball on the NC State 16-yard line. Four plays later, Housman hit paydirt on a five-yard run and UH led by two touchdowns.

NC State came back after a McGallion fumble stopped a UH drive. A couple of Buckley to George Gantt completions set up fullback Tommy London for a nine-yard touchdown run with 3:38 left in the game. The Wolfpack's two-point conversion attempt failed, and Houston held on to a 31-23 lead.

The ensuing onside kick was recovered by State and after two plays netted 19 yards, Buckley hit tight end Pat Hovance with a 27-yard pass to the one. He scored on a quarterback sneak and Fritts ran for the two-point conversion to tie the game.

Houston's comeback attempt died when McGallion was sacked and the Cougars punted with 27 seconds remaining. Buckley's last-ditch pass was intercepted by Rust, who fell to the ground as time ran out, ending one of the most exciting bowl games in school history.

	1	2	3	4	Final
NC State	3	7	7	14	31
Houston	0	3	7	21	31

SCORING SUMMARY:

NCST — John Huff 37 field goal, 1Q — 6:48

UH — Coplin 21 field goal, 2Q — 14:56

NCST — Hooks 11 run (Huff kick), 2Q — 2:12

UH — John Housman 1 run (Lennard Coplin kick), 3Q — 9:32

NCST — Stan Fritts 7 pass from Dave Buckley (Huff kick), 3Q — 5:47

UH — Johnson 10 run (Coplin kick), 4Q — 14:56

UH — Eddie Foster 73 pass from Bubba McGallion (Coplin kick), 4Q — 9:38

UH — Housman 5 run (Coplin kick), 4Q — 7:55

NCST — Tommy London 9 run (pass failed), 4Q — 3:38

NCST — Buckley 1 run (Fritts run), 4Q — 2:17

Statistics

	NCST	UH
First Downs	20	25
Rushing Yards	41-154	69-343
Passing Yards	200	179
Total Offense	71-354	83-522
Passing (A-C-I)	30-18-2	14-8-2
Fumbles-Lost	5-1	5-3
Penalties-Yards	1-15	3-35
Punts - Avg.	6-36.0	2-44.5

Rushing — UH: Housman 21-134, McGraw 10-62, Johnson 12-54, McGallion 17-44, Cherry 7-39, Scalise 3-10. **NCST:** Fritts 16-89, Hooks 8-29, Buckley 11-14, London 2-9, Evans 2-7, Ray 1-3, Carter 1-3.

Passing — UH: McGallion 8-14-2-178. **NCST:** Buckley 18-28-2-200, Fritts 0-2-0-0.

Receiving — UH: Bass 5-92, Foster 1-73, Lavergne 1-13, Cherry 1-(-1). **NCST:** Hovance 3-78, Gantt 3-46, Fritts 5-33, Gargano 3-23, Hardy 1-9, Marshal 1-9, Don Buckley 1-5, Hooks 1-(-3).



BOWL HISTORY

1977 COTTON BOWL

MARYLAND (11-1)	21
HOUSTON (10-2)	30

January 1, 1977 • Cotton Bowl
Dallas, Texas • Att: 58,500 (est.)

Houston stunned the Southwest Conference by winning the conference title in its first year of competition in the league, earning its first trip to a New Year's Day bowl. Then, the Cougars stunned fifth-ranked and undefeated Maryland, 30-21, in the 41st Annual Cotton Bowl Classic to achieve its highest final national ranking ever.

UH jumped out to a quick 21-0 lead on the Terps, and that lead, as well as a strong defensive showing in the second half, carried the Cougars to victory. Running backs Alois Blackwell and Dyral Thomas each gained over 100 yards with Blackwell's 149 yards on 22 carries leading Houston. His success came against a Maryland defense ranked second in the nation in rushing defense, and he was named the game's Most Valuable Offensive Player. UH cornerback Mark Mohr, who made seven tackles, broke up two passes, blocked a punt and recovered a fumble, was the Defensive MVP.

Houston's first score came on an 11-yard run by Thomas with 6:27 to go in the first quarter. The Cougars drove 80 yards in 11 plays with Blackwell's 23-yard gain highlighting the march.

Mohr blocked Maryland punter Mike Sochko's kick, giving UH possession on the 38. Two plays later, Blackwell broke through a hole and went 33 yards for the touchdown.

Another Maryland mistake, this one a fumble on the kickoff recovered by Mohr, returned the ball to Houston on the Terps 24-yard line. Five straight rushing plays resulted in Blackwell's one-yard run and a 21-0 UH lead. Maryland had surrendered only 22 total points in the first quarter in the first 11 games of the year.

Maryland came back with a six-yard scoring run by quarterback Mark Manges. Both defenses tightened and the teams exchanged punts until Houston began a drive at its own three-yard line with 3:17 left in the half. A pair of runs by Danny Davis and Blackwell netted 29 yards, and on second-and-six from the Maryland 33, split end Don Bass grabbed Davis' pass (one of just two first-half passes) and went the distance. Lennard Coplin's kick failed, but Houston owned a 27-7 halftime lead.

Maryland drove to the Houston four on its first possession of the second half, but on fourth and goal UM wingback Chuck White was stopped short of the goal line by UH's Vincent Greenwood. Thomas fumbled, giving Maryland the ball on the UH 35. This time the Terps converted with an 11-yard completion from Manges to tight end Eric Sievers.

Another UH fumble put Maryland on the Houston 30 three series later, and again the Terps capitalized. Fullback Tim Wilson went over from the one, and the extra point closed the UH lead to 27-21 with 8:46 left in the game.

After a punt by each team, Houston regained the ball on its own seven and embarked on a 14-play, 81-yard drive that would result in a game-clinching field goal by Coplin. The key play came on fourth-and-one on the Maryland 41 with 1:56 left when Thomas went 32 yards for the first down. When the drive stalled at the 12, Coplin hit a 28-yard field goal to seal the win and the No. 4 final ranking.

	1	2	3	4	Final
Maryland	0	7	7	7	21
Houston	21	6	0	3	30

SCORING SUMMARY:

UH – Dyral Thomas 11 run (Lennard Coplin kick), 1Q – 6:27

UH – Alois Blackwell 33 run (Coplin kick), 1Q – 3:13

UH – Blackwell 1 run (Coplin kick), 1Q – 0:51
UM – Mark Manges 6 run (Loncar kick), 2Q – 9:36

UH – Don Bass 33 pass from Davis (kick failed), 2Q – 0:55

UM – Eric Sievers 11 pass from Manges (Mike Sochko kick), 3Q – 1:41

UM – Tim Wilson 1 run (Sochko kick), 4Q – 8:46

UH – Coplin 28 field goal, 4Q – 0:18

Statistics

	UM	UH
First Downs	17	20
Rushing Yards	40-120	64-320
Passing Yards	179	108
Total Offense	72-299	72-428
Passing (A-C-I)	32-17-0	8-5-0
Fumbles-Lost	1-1	4-3
Penalties-Yards	8-80	5-22
Punts - Avg.	6-43.7	4-35.8

Rushing – **UH**: Blackwell 22-149, Thomas 14-104, Davis 21-51, Love 2-8, Housmann 5-8. **UM**: Scott 11-47, Manges 14-32, Wilson 9-28, Maddox 5-13, Richards 1-0.

Passing – **UH**: Davis 5-8-0-108. **UM**: Manges 17-32-0-179.

Receiving – **UH**: Foster 3-62, Bass 1-33, Lavergne 1-13. **UM**: Kinney 5-72, Richards 3-39, Sievers 2-28, Wilson 5-26, Scott 1-11, White 1-3.

1979 COTTON BOWL

NOTRE DAME (9-3)	35
HOUSTON (9-3)	34

January 1, 1980 • Cotton Bowl
Dallas, Texas • Att: 72,000

Houston quarterback Terry Elston hit Eric Herring with a six-yard touchdown pass with 12 seconds left to give the Cougars a 17-14 victory over seventh-ranked Nebraska in the 1980 Cotton Bowl. The victory lifted UH to an 11-1 record on the year, tying the most wins in school history, and a No. 5 final national ranking.

The Houston defense limited a potent Nebraska offense to just 227 yards on the day, less than half of their season average. The Cornhuskers, featuring Jarvis Redwine and I.M. Hipp, gained just 136 yards on 41 carries and tallied only 13 first downs in the game. Elston led Houston with 87 yards rushing on 22 carries while fullback John Newhouse added 64 yards. Herring caught five passes for 51 yards.

Nebraska jumped out to a 7-0 lead in the first quarter on a nine-yard scoring run by Redwine. The teams then traded punts until Houston tied the game on Elston's 8-yard run and Kenny Hatfield's extra point at 12:17 of the second quarter. Elston's 27-yard pass to Lonell Phea on third-and-six to the Nebraska 15 proved to be the key play of the drive.

Through the next two quarters, the teams traded punts and turnovers with neither team reaching its opponents' 30. The entire third quarter, in fact, was a series of "three and outs".

Then Houston embarked on a 59-yard, 13-play drive that resulted in a 41-yard Hatfield field goal. Again, Elston hit Phea for a gain of 20 on the drive, which reached the Nebraska 24 before Hatfield's kick. Houston took a 10-7 lead with 8:25 left.

Houston forced another Nebraska punt, but gave the ball back one play later when Newhouse fumbled. From first down on the Houston 31, the Cornhuskers drove to the six, where Quinn hit tight end Jeff Finn with a six-yard touchdown pass. Dean Sukup added the extra point to give NU a 14-10 lead with less than four minutes to play.

Starting on its own 34, the Cougars began a purposeful march downfield. Twice, they converted on third downs until reaching the Nebraska 20 with 59 seconds to play. An Elston to Herring hookup gained 11, but the next three plays netted just five yards, and the Cougars faced fourth-and-goal from the six with 19 seconds left.

Then Elston found Herring cutting across the goal line for the touchdown, and Hatfield added the extra point to give UH a come-from-behind Cotton Bowl victory of its own.

	1	2	3	4	Final
Nebraska	7	0	0	7	14
Houston	0	7	0	10	17

SCORING SUMMARY:

NU – Jarvis Redwine 9 run (Sukup kick), 1Q – 5:13

UH – Terry Elston 8 run (Kenny Hatfield kick), 2Q – 12:17

UH – Hatfield 41 field goal, 4Q – 8:25

NU – Jeff Finn 6 pass from Quinn (Dean Sukup kick), 4Q – 3:56

UH – Herring 6 pass from Elston (Hatfield kick), 4Q – 0:12

Statistics

	NU	UH
First Downs	13	18
Rushing Yards	41-136	61-206
Passing Yards	91	119
Total Offense	63-227	80-325
Passing (A-C-I)	27-11-1	19-9-0
Fumbles-Lost	1-1	7-3
Penalties-Yards	7-90	2-22
Punts - Avg.	10-40.6	7-42.0

Rushing – **UH**: Elston 22-87, Newhouse 15-64, Clark 18-41, Brown 6-14. **NU**: Redwine 17-58, Franklin 12-40, Johnson 2-14, Hipp 3-38, Quinn 3-7, Hager 1-5, Brown 1-3, Miller 1-1, Steels 1-0.

Passing – **UH**: Elston 9-16-0-119, Brown 0-3-0-0. **NU**: Quinn 10-19-1-78, Redwine 1-1-0-13, Miller 0-1-0-0, Hager 0-1-0-0.

Receiving – **UH**: Herring 5-51, Phea 2-47, Miller 1-18, Clark 1-3. **NU**: Brown 5-30, Miller 2-26, Quinn 1-13, T. Smith 1-10, Finn 1-6, Redwine 1-6.

BOWL HISTORY

2013 SEASON

COACHING STAFF

THE COUGARS

SEASON REVIEW

BOWL HISTORY

1980 COTTON BOWL

NEBRASKA (10-2)	14
HOUSTON (11-1)	17

January 1, 1980 • Cotton Bowl
Dallas, Texas • Att: 72,000

Houston quarterback Terry Elston hit Eric Herring with a six-yard touchdown pass with 12 seconds left to give the Cougars a 17-14 victory over seventh-ranked Nebraska in the 1980 Cotton Bowl. The victory lifted UH to an 11-1 record on the year, tying the most wins in school history, and a No. 5 final national ranking.

The Houston defense limited a potent Nebraska offense to just 227 yards on the day, less than half of their season average. The Cornhuskers, featuring Jarvis Redwine and I.M. Hipp, gained just 136 yards on 41 carries and tallied only 13 first downs in the game. Elston led Houston with 87 yards rushing on 22 carries while fullback John Newhouse added 64 yards. Herring caught five passes for 51 yards.

Nebraska jumped out to a 7-0 lead in the first quarter on a nine-yard scoring run by Redwine. The teams then traded punts until Houston tied the game on Elston's 8-yard run and Kenny Hatfield's extra point at 12:17 of the second quarter. Elston's 27-yard pass to Lonell Phea on third-and-six to the Nebraska 15 proved to be the key play of the drive.

Through the next two quarters, the teams traded punts and turnovers with neither team reaching its opponents' 30. The entire third quarter, in fact, was a series of "three and outs".

Then Houston embarked on a 59-yard, 13-play drive that resulted in a 41-yard Hatfield field goal. Again, Elston hit Phea for a gain of 20 on the drive, which reached the Nebraska 24 before Hatfield's kick. Houston took a 10-7 lead with 8:25 left.

Houston forced another Nebraska punt, but gave the ball back one play later when Newhouse fumbled. From first down on the Houston 31, the Cornhuskers drove to the six, where Quinn hit tight end Jeff Finn with a six-yard touchdown pass. Dean Sukup added the extra point to give NU a 14-10 lead with less than four minutes to play.

Starting on its own 34, the Cougars began a purposeful march downfield. Twice, they converted on third downs until reaching the Nebraska 20 with 59 seconds to play. An Elston to Herring hookup gained 11, but the next three plays netted just five yards, and the Cougars faced fourth-and-goal from the six with 19 seconds left.

Then Elston found Herring cutting across the goal line for the touchdown, and Hatfield added the extra point to give UH a come-from-behind Cotton Bowl victory of its own.

	1	2	3	4	F
Nebraska	7	0	0	7	14
Houston	0	7	0	10	17

SCORING SUMMARY:

NU – Jarvis Redwine 9 run (Sukup kick), 1Q – 5:13

UH – Terry Elston 8 run (Kenny Hatfield kick), 2Q – 12:17

UH – Hatfield 41 field goal, 4Q – 8:25

NU – Jeff Finn 6 pass from Quinn (Dean Sukup kick), 4Q – 3:56

UH – Herring 6 pass from Elston (Hatfield kick), 4Q – 0:12

Statistics

	NU	UH
First Downs	13	18
Rushing Yards	41-136	61-206
Passing Yards	91	119
Total Offense	63-227	80-325
Passing (A-C-I)	27-11-1	19-9-0
Fumbles-Lost	1-1	7-3
Penalties-Yards	7-90	2-22
Punts - Avg.	10-40.6	7-42.0

Rushing – UH: Elston 22-87, Newhouse 15-64, Clark 18-41, Brown 6-14. **NU:** Redwine 17-58, Franklin 12-40, Johnson 2-14, Hipp 3-38, Quinn 3-7, Hager 1-5, Brown 1-3, Miller 1-1, Steels 1-0.

Passing – UH: Elston 9-16-0-119, Brown 0-3-0-0. **NU:** Quinn 10-19-1-78, Redwine 1-1-0-13, Miller 0-1-0-0, Hager 0-1-0-0.

Receiving – UH: Herring 5-51, Phea 2-47, Miller 1-18, Clark 1-3. **NU:** Brown 5-30, Miller 2-26, Quinn 1-13, T. Smith 1-10, Finn 1-6, Redwine 1-6.

1980 GARDEN STATE BOWL

HOUSTON (7-5)	35
NAVY (8-4)	0

December 22, 1980 • Giants Stadium
East Rutherford, N.J. • Att: 41,417

Houston put on one of its most impressive offensive and defensive performances of the season in downing Navy, 35-0, in the Garden State Bowl III at Giants Stadium in East Rutherford, N.J.

Running back Terald Clark sparked the offense with 163 yards on 26 carries and three touchdowns, while All-America linebacker Leonard Mitchell made key tackles, recovered a fumble and broke up a pass to lead UH defensively. The Cougars gained 405 of their 450 yards on the ground, while limiting Navy to just 200 yards in total offense. Navy had brought the nation's sixth-rated defense and 10th-best rushing defense into the game, but turnovers and special teams blunders cost the Midshipmen.

Houston scored on its first drive, going 31 yards on eight plays after a Navy fumble to take a 7-0 lead. Clark scored on a one-yard run and Jeff Shaffer added the PAT.

A blocked punt by UH's Leo Truss helped lead to Houston's next score, a one-yard effort by quarterback Terry Elston. Clark gained 25 yards on the 43-yard drive as all 10 plays were on the ground. The Cougars took a 14-0 lead after one quarter.

Houston added two more touchdowns in the second period, while Navy kicker Steve Fehr missed a 27-yard field goal, spoiling the Middies' best scoring chance of the day. At 7:51 of the second quarter, Houston's David Barrett scored on a 14-yard run after a 69-yard, seven-play drive.

Navy fumbled the ball on the kickoff and UH's Calvin Eason recovered on the Navy 26. Clark went all 26 yards on the first play behind a block by guard Jeff Faniel, and Elston scored the two-point conversion on a keeper to give UH a 28-0 halftime lead.

The Cougars scored the final points of the contest on their first drive of the second half. After a 71-yard, 13-play march, Clark scored from the two to notch his third touchdown of the day and give UH an insurmountable 35-0 lead.

Clark, a senior, was named the game's Most Outstanding Player.

	1	2	3	4	F
Houston	14	14	7	0	35
Navy	0	0	0	0	0

SCORING SUMMARY:

UH – Terald Clark 1 run (Jeff Shaffer kick), 1Q – 10:41

UH – Terry Elston 1 run (Shaffer kick), 1Q – 3:43

UH – David Barrett 14 run (kick failed), 2Q – 7:51

UH – Clark 26 run (Elston run), 2Q – 7:38

UH – Clark 2 run (Shaffer kick), 3Q – 9:48

Statistics

	UH	NAVY
First Downs	24	12
Rushing Yards	78-405	35-135
Passing Yards	45	65
Total Offense	85-450	60-200
Passing (A-C-I)	7-3-1	25-7-1
Fumbles-Lost	8-3	4-2
Penalties-Yards	4-39	2-26
Punts - Avg.	2-35.5	6-29.7

Rushing – UH: Clark 26-163, Polk 17-76, Barrett 9-61, Elston 12-45, Newhouse 4-17, Wilson 4-17, Wesley 3-13, Chinn 2-9, Herring 1-4. **Navy:** Tolbert 7-53, Sherlock 15-41, Meyers 3-13, Tarquinio 3-12, Flowers 1-9, Reitzel 4-7, Callahan 1-1, Dent 1-(-1).

Passing – UH: Elston 1-4-0-28, Chinn 2-3-1-17. **Navy:** Reitzel 5-12-1-42, Tarquinio 2-12-0-23, Sherlock 0-1-0-0.

Receiving – UH: Miller 1-28, Phea 1-11, Herring 1-6. **Navy:** Papajohn 3-36, Dent 2-23, Gainer 1-6, Tolbert 1-0.



BOWL HISTORY

1981 SUN BOWL

HOUSTON (7-4-1)	14
OKLAHOMA (7-4-1)	40

December 26, 1981 • Sun Bowl
El Paso, Texas • Att: 33,816

Oklahoma scored 30 points in the fourth quarter to break open a close game and hand Houston its worst bowl defeat ever, 40-14, at the 47th Annual Sun Bowl in El Paso, Texas.

Oklahoma's Fred Sims gained 181 yards on 15 carries and quarterback Darrell Shepard added 107 yards and two rushing touchdowns to lead the Sooners. UH quarterback Lionel Wilson completed 17-of-28 passes for 216 yards to lead the Cougar offense, but Houston committed four turnovers in the game, including one very costly one.

A fumble on what looked like a sure Houston touchdown proved to be the turning point in the game. Following the fumble, Oklahoma scored on four straight possessions to cement the victory.

Trailing 10-7, UH halfback Robert Durham caught a Wilson pass at the OU 47-yard line and had open territory to the end zone. But Oklahoma defender Elbert Watts knocked the ball loose at the three and it went out of the end zone for a touchback. Oklahoma took over on its 20 and advanced quickly to the Cougar nine on Shepard's 42-yard run. Three plays later, Shepard went one yard up the middle for the touchdown and a 17-7 Oklahoma lead.

From there the wheels began to come off. After a 14-yard Houston punt, Oklahoma's Michael Keeling ended a Sooner drive by kicking his second field goal of the day – this from 49 yards out – to boost the Sooners' lead to 20-7.

The Cougars' next possession ended in a fumble, and Sims soon broke a 30-yard run for a score and a 27-7 Oklahoma lead. Houston answered with its last touchdown of the day, going 74 yards on 13 plays. Donald Jordan scored on a six-yard run and Mike Clendenen added the point after, but UH trailed 27-14 with less than three minutes remaining.

Oklahoma recovered UH's onside kick attempt and Sims ripped off another long run, this one of 48 yards, to set up Ron Mills' 2-yard score. Keeling missed the PAT, but it was the only thing that went wrong for OU in the quarter. The Sooners scored their final touchdown on a 28-yard interception return by defensive end John Truitt, ending a nightmare quarter for Houston.

Shepard was named the game's MVP. Houston ended its season, the third straight in which it went to a bowl game, with a 7-4-1 record.

	1	2	3	4	F
Houston	0	7	0	7	14
Oklahoma	7	0	3	30	40

SCORING SUMMARY:

OU – Darrell Shepard 34 run (Michael Keeling kick), 1Q – 5:05
UH – Lionel Wilson 1 run (Mike Clendenen kick), 2Q – 3:39
 OU – Keeling 32 field goal, 3Q – 4:09
 OU – Shepard 1 run (Keeling kick), 4Q – 13:07
 OU – Keeling 49 field goal, 4Q – 8:03
 OU – Fred Sims 30 run (Keeling kick), 4Q – 6:19
UH – Donald Jordan 6 run (Clendenen kick), 4Q – 2:55
 OU – Ron Mills 2 run (kick failed), 4Q – 1:30
 OU – John Truitt 28 interception return (Keeling kick), 4Q – 1:16

Statistics

	UH	OU
First Downs	26	15
Rushing Yards	59-157	54-409
Passing Yards	228	-2
Total Offense	88-385	59-407
Passing (A-C-I)	29-18-1	5-1-1
Fumbles-Lost	4-3	2-1
Penalties-Yards	2-27	7-48
Punts - Avg.	6-37.0	5-38.6

Rushing – UH: Polk 19-74, Franklin 4-29, Durham, 6-24, Jordan 5-20, Dickens 2-15, Wiggins 5-3, Wilson 18-(-8). **OU:** Sims 15-181, Shepard 17-107, Wilson 12-87, Ross 5-30, Rhymes 4-2, Mills 1-2.

Passing – UH: Wilson 17-21-1-216, Dickens 1-1-0-12. **OU:** Shepard 1-5-1-(-2).

Receiving – UH: Durham 1-63, Ford 6-52, Phea 4-48, Polk 4-36, Roberson 2-20, Jordan 1-12. **OU:** Ross 1-(-2).

1985 COTTON BOWL

BOSTON COLLEGE (10-2)	45
HOUSTON (7-5)	28

January 1, 1985 • Cotton Bowl
Dallas, Texas • Att: 67,381

Heisman Trophy winner Doug Flutie brought his Boston College Eagles to Dallas, but it was the rushing of Flutie's backfield mates that proved the difference in BC's 45-28 victory over Houston in the 49th Annual Cotton Bowl.

Flutie threw for 180 yards and three touchdowns, but completed only 13-of-37 throws on the day and was intercepted twice. Running backs Troy Stradford and Mike Strachan teamed to doom Houston; Stradford gained 196 yards on 20 carries while Strachan added 91 yards on 23 rushes and was named the game's MVP.

The game was a series of scoring runs. Boston College would jump out to an advantage, and Houston would battle back. The pattern continued until the fourth quarter when the Eagles would not let UH answer after it extended a 31-28 lead to the final margin of 45-28.

Boston College jumped out to a 14-0 first quarter advantage on a pair of Flutie touchdown passes. A 63-yard completion to Kelvin Martin started the scoring, and an eight-yard pass from Flutie to Stradford followed a UH fumble. Houston answered immediately when Earl Allen took the ensuing kickoff 98 yards for a touchdown. Mike Clendenen kicked the extra point, and the Cougars trailed 14-7.

Boston College added two touchdowns to extend its lead to 31-7. Flutie hit Gerard Phelan, who caught seven passes in the first half, over the middle for a 13-yard touchdown after driving BC 53 yards in five plays. UH quarterback Gerald Landry was then intercepted on Houston's next play, and once again Boston College capitalized. Strachan scored on a two-yard run after Flutie had picked up 27 yards on a scramble to the two. Houston came back before the half when Landry hit Larry Shepherd with a 15-yard touchdown pass. Landry's 38-yard completion to tight end Carl Hilton was the biggest play of the UH scoring drive.

The Cougars made it close in the third. After five punts to start the period, Houston mounted a scoring march, thanks to a 26-yard Landry to Hilton completion and a 33-yard run by Raymond Tate to set up Tate's two-yard touchdown jaunt. Then, Audrey McMillian intercepted a Flutie pass at the Boston College 25 and took it back for the touchdown, bringing the Cougars within three at 31-28.

On Houston's next possession, a couple of costly penalties hurt the Cougars and slowed their momentum. Boston College, uncharacteristically, went to its running game, and nine straight rushes resulted in a four-yard Strachan touchdown and a 38-28 BC lead.

Another turnover stopped the Cougars and they were unable to take advantage of Flutie's second interception of the half. Stradford provided the final margin when he scored on an 18-yard run with 1:08 remaining.

	1	2	3	4	F
BC	17	14	0	14	45
Houston	7	7	14	0	28

SCORING SUMMARY:

BC – Kelvin Martin 63 pass from Doug Flutie (Kevin Snow kick), 1Q – 8:15
 BC – Troy Stradford 8 pass from Flutie (Snow kick), 1Q – 3:28
UH – Earl Allen 98 kickoff return (Mike Clendenen kick), 1Q – 3:14
 BC – Snow 31 field goal, 1Q – 0:31
 BC – Gerard Phelan 13 pass from Flutie (Snow kick), 2Q – 4:38
 BC – Mike Strachan 2 run (Snow kick), 2Q – 1:41
UH – Larry Shepherd 15 pass from Gerald Landry (Clendenen kick), 2Q – 0:22
UH – Raymond Tate 2 run (Clendenen kick), 3Q – 4:04
UH – Audrey McMillian 25 interception return (Clendenen kick), 3Q – 3:10
 BC – Strachan 4 run (Snow kick), 4Q – 5:45
 BC – Stradford 18 run (Snow kick), 4Q – 1:08

Statistics

	UH	BC
First Downs	15	22
Rushing Yards	42-167	50-353
Passing Yards	154	180
Total Offense	71-321	87-533
Passing (A-C-I)	29-9-2	37-13-2
Fumbles-Lost	2-1	3-2
Penalties-Yards	7-66	7-64
Punts - Avg.	10-33.0	8-29.9

Rushing – UH: Tate 10-71, Landry 22-66, Pierson 8-17, Hood 2-13. **BC:** Stradford 20-196, Strachan 23-91, Doug Flutie 4-51, Darren Flutie 1-8, Phelan 1-5, Bell 1-2.

Passing – UH: Landry 9-29-2-154. **BC:** Flutie 13-37-2-180.

Receiving – UH: Hilton 5-97, Shepherd 2-47, Giddings 1-10, Rogers 1-0. **BC:** Phelan 7-94, Martin 1-63, Stradford 4-16, Gieselman 1-7.

2013 SEASON

COACHING STAFF

THE COUGARS

SEASON REVIEW

BOWL HISTORY

BOWL HISTORY

2013 SEASON

COACHING STAFF

THE COUGARS

SEASON REVIEW

BOWL HISTORY

1988 ALOHA BOWL

WASHINGTON STATE (9-3)	24
HOUSTON (9-3)	22

December 25, 1988 • Aloha Bowl
Honolulu, Hawai'i • Att: 35,132

In a battle of Cougars, Washington State scored 24 points in the second quarter and shut down Houston's potent run-and-shoot offense to claim a 24-22 win in the 1988 Aloha Bowl in Honolulu, Hawaii.

James Dixon started the game off well for UH by taking the opening kickoff 84 yards to the Washington State 15-yard line. The Cougars advanced to the 10 before Roman Anderson's 27-yard field goal gave UH a 3-0 lead.

Washington State drove to the UH four, but Rosenbach was sacked, and his fumble was recovered by Houston's Keith Jenkins. The teams traded punts until WSU's Vernon Todd intercepted an Andre Ware pass at his own 45-yard line. Broussard bobbed a handoff and fumbled at the UH five, but WSU flanker Victor Wood recovered and took the ball the remaining five yards for the touchdown.

After forcing a Houston punt, WSU started on an 80-yard drive. Rosenbach hit Wood from 15 yards out with 8:39 left in the half, and Jason Hanson's PAT made it WSU 14, UH 3. Ware's next pass was intercepted and returned to the Houston 15. Hanson's 33-yard field goal extended the Cougars' lead to 17-3.

Houston pulled to within eight on its next possession when Ware hit Jason Phillips for a 44-yard completion and Chuck Weatherspoon scored on a 1-yard run for UH's first touchdown of the day. However, Roman Anderson missed what would prove to be a crucial extra point attempt following Weatherspoon's score.

Washington State answered with a 10-play, 75-yard drive before halftime. Rosenbach scored from the one, and WSU led 24-9 at the break.

Houston's Cougars were not able to mount a drive in the third quarter until David Dacus replaced Ware with 6:07 on the clock. He quickly hit Kevin Mason with a 53-yard bomb down the right sideline. After a failed conversion pass, Houston trailed 24-15.

Washington State penetrated to the Houston eight, where Alton Montgomery stepped in front of a Rosenbach pass at the goal line and took it all the way back to the WSU 28 for a 72-yard return. Weatherspoon and Dacus combined to take the Cougars the rest of the way, with Weatherspoon earning the touchdown on a shovel pass from Dacus. After the Anderson PAT, Houston trailed by two with 13:16 left in the game.

Washington State's next drive stalled on the UH 34, where Rosenbach's pass on fourth and three fell incomplete. Houston was unable to sustain a drive and the teams exchanged punts. Houston got the ball back with 5:16 left and drove from its own 20 to the WSU 31. From there, Dacus hit Dixon with a 21-yard pass to the 10. Dixon eluded one tackle, but was hit by linebacker Tuineau Alipate and fumbled. The ball rolled to the five, where it was recovered by WSU's Artie Holmes with 2:44 left. WSU ran out the clock to secure the 24-22 victory.

	1	2	3	4	F
WSU	0	24	0	0	24
Houston	3	6	6	7	22

SCORING SUMMARY:

UH – Roman Anderson 27 field goal, 1Q – 13:13

WSU – Victor Wood 9 fumble recovery (Jason Hanson kick), 2Q – 13:39

WSU – Wood 15 pass from Timm Rosenbach (Hanson kick), 2Q – 8:39

WSU – Hanson 33 field goal, 2Q – 6:31

UH – Chuck Weatherspoon 1 run (kick failed), 2Q – 4:56

WSU – Rosenbach 1 run (Hanson kick), 2Q – 0:53

UH – Kevin Mason 53 pass from David Dacus (pass failed), 3Q – 4:25

UH – Weatherspoon 2 pass from Dacus (Anderson kick), 4Q – 13:16

Statistics

	WSU	UH
First Downs	23	13
Rushing Yards	56-154	21-68
Passing Yards	306	241
Total Offense	92-460	61-309
Passing (A-C-I)	36-19-1	4-17-2
Fumbles-Lost	2-1	2-1
Penalties-Yards	11-95	9-58
Punts - Avg.	6-46.0	8-45.4

Rushing – UH: Weatherspoon 14-80, Anders 2-4, Ware 3-(-1), Dacus 2-(-14).

WSU: Broussard 33-139, Swinton 9-38, Wood 0-5, Rosenbach 14-(-28).

Passing – UH: Dacus 8-11-0-153, Ware 8-28-2-44, Phillips 1-1-0-0. **WSU:** Rosenbach 19-36-1-306.

Receiving – UH: Mason 2-83, Dixon 4-52, P. Smith 1-44, Williams 2-24, Phillips 2-14, Cooper 2-11, Anders 3-11, Weatherspoon 1-2. **WSU:** Stallworth 8-120, Pellum 2-48, Wood 4-43, Well-sandt 1-40, Wimberly 2-24, Olson 1-20, Broussard 1-11.

1996 ST. JUDE LIBERTY BOWL

SYRACUSE (9-3)	30
HOUSTON (7-5)	17

December 26, 1996 • Liberty Bowl
Memphis, Tenn. • Att: 49,163

Houston's return to post-season play in the 38th Annual St. Jude Liberty Bowl marked a remarkable turnaround for the UH program under Kim Helton.

The Cougars headed into Memphis as one of the hottest teams in the country having won their last three games of the season to earn a share of the Conference USA championship.

On this day the rushing attack of the Orangemen proved to be too much for Houston's defense as UH fell to Syracuse 30-17 in front of 49,163 fans at Liberty Bowl Memorial Stadium and an ESPN national television audience.

Syracuse struck first after the initial kickoff with a four-play, 80-yard touchdown scoring drive. Quarterback Donovan McNabb scored from one yard out to put SU on top 7-0.

Houston returned the favor on its first drive of the game with a four-play, 77-yard scoring drive of its own. Quarterback Chuck Clements hit tailback Antowain Smith twice, including a touchdown reception of 21 yards to even the score at 7-7. A Clements to Scott Regimbald 51-yard pass put the Cougars in scoring position to set up Smith's reception.

With 9:02 left in the second period, the SU rushing attack struck again when fullback Rob Konrad reached the end zone to up the score to 14-7. Later in the quarter Syracuse extended its lead to 16-7 after a snap sailed over the head of Houston punter Ignacio Saucedo as he stood deep in UH territory.

Houston came back before halftime as Smith rushed three times for 63 yards, including a 51-yard jaunt from UH's 46-yard line to SU's 3. He finished the drive with a three-yard touchdown run to pull Houston within two points going into the lockerroom.

The second half was far less eventful as both teams went scoreless in the third quarter. It was not until the clock read 13:52 in the final period that Syracuse's McNabb scored his second touchdown of the day, on a two-yard run, to give the Orangemen a 23-14 lead.

Houston was only able to put three more points on the board as Sebastian Villarreal hit a 23-yard field goal with 10:50 left in the game.

As it turned out, the ground game of Syracuse was just too much for the Cougar defense. Thomas rushed into the endzone from six yards out to put an end to the day's scoring at 30-17.

	1	2	3	4	F
Syracuse	7	9	0	14	30
Houston	7	7	0	3	17

SCORING SUMMARY:

SU - Donovan McNabb 1 run (Nathan Trout kick), 1Q – 13:16

UH - Antowain Smith 21 pass from Chuck Clements (Sebastian Villarreal kick), 1Q – 11:48

SU - Rob Konrad 2 run (Trout kick), 2Q – 9:02

SU - Team safety, 2Q – 3:58

UH - Smith 3 run (Sebastian Villarreal kick), 2Q – 0:30

SU - McNabb 2 run (Trout kick), 4Q – 13:52

UH - Villarreal 23 field goal, 4Q – 10:50

SU - Malcolm Thomas 6 run (Trout kick), 4Q – 5:29

Statistics

	SU	UH
First Downs	25	13
Rushes-Yards	64-396	27-124
Comp.-Att.-Int.	10-4-0	28-14-1
Passing Yards	76	217
Return Yards	80	148
Punts-Average	4-42.5	3-35.0
Fumbles-Lost	0-0	0-0
Third Down Conv.	9-15	3-11
Penalties-Yards	5-41	5-30
Time of Possession	38:01	21:59

Rushing – SU: Thomas 24-205, McNabb 12-53, Jones 7-42, Konrad 9-41, McIntosh 5-27, Morris 4-27, Maddox 1-13, Brown 1-4; **UH:** Smith 19-123, Sanford 6-37, Wheeler 1-0.

Passing – SU: McNabb 10-4-0-76; **UH:** Clements 28-14-1-217.

Receiving – SU: Maddox 2-47, Williams 1-16, Sinceno 1-13; **UH:** Smith 5-44, Wheeler 3-43, Johnson 2-16, Bryant 1-51, Regimbald 1-51, West 1-12, Sanford 1-0.



BOWL HISTORY

2003 SHERATON HAWAII BOWL

HOUSTON (7-6)	48
HAWAII (9-5)	54 (30T)

December 25, 2003 • Aloha Stadium
Honolulu, Hawaii • Att: 25,551

In an "Instant Classic" performance, the University of Houston and the University of Hawaii battled for over four hours and three overtimes before the Warriors concluded Christmas Day with a 54-48 win over the Cougars.

With Hawaii ahead by seven in the waning moments of regulation, the Cougars eventful season looked to be over as the Warriors lined up for a 29-yard field with just over a minute to play. When the field-goal attempt went wide, the Cougars still had a chance. And, the Red and White did not disappoint.

In what will be described as "Vincent's Run", the Cougars tied the game up on a miraculous play. Facing a third-and-11 from their own 19-yard line with less than 30 seconds left to play, Kevin Kolb found Vincent Marshall on a quick pass that Marshall turned into an 81-yard touchdown as he outraced the Warrior secondary to tie the game.

Both teams scored touchdowns in both the first and second overtimes, setting the stage for the dramatic third overtime. The Warriors took the lead on an eight-yard run by Michael Brewster, but UH's Will Gulley intercepted Hawaii's two-point attempt.

The Cougars took over on their possession, needing a touchdown to send it to a fourth overtime, but more importantly, could get the two points needed for the victory; however, the Cougars failed to convert on fourth down.

Houston jumped on the board first after taking the opening kickoff and driving down the field to score first. Kolb hooked up with Chad McCullar from 34 yards out to give Houston a quick 7-0 lead. A Dustin Bell field goal on the next possession increased the lead to 10-0.

The Warriors tied the score up by scoring the game's next 10 points on a 19-yard field goal and a 48 yard pass from Timmy Chang, who relieved starter Jason Whieldon, to Clifton Herbert.

The Cougars regained the lead on the first of three rushing touchdowns by Jackie Battle, and then increased their advantage to 20-10 with Bell's second field goal on the afternoon.

Hawaii took control of the game by scoring 17 unanswered points, including two more scoring tosses by Chang. After an exchange of touchdowns by Houston and Hawaii, the Warriors took the lead again when Chang hooked up with Jason Ribers from four yards out with less than 10 minutes to play, which set the stage for Marshall's heroics.

Battle was named the MVP for the Cougars after rushing for a career-high 124 yards and three touchdowns.

	1	2	3	4	OT	OT	OT	F
Houston	10	10	0	14	7	7	0	48
Hawaii	3	10	14	7	7	7	6	26

SCORING SUMMARY:

- UH – Chad McCullar 34 pass from Kevin Kolb (Dustin Bell kick), 1Q – 11:53**
- UH – Bell 21 field goal, 1Q – 9:05**
- HA – Nolan Miranda 19 field goal, 1Q – 5:48
- HA – Clifton Herbert 48 pass from Timmy Chang (Miranda kick), 2Q – 14:28
- UH – Jackie Battle 2 run (Bell kick), 2Q – 11:16**
- UH – Bell 35 field goal, 2Q – 4:42**
- HA – Miranda 29 field goal, 2Q – 1:53
- HA – Michael Brewster 1 run (Miranda kick), 3Q – 13:23
- HA – Jason Rivers 7 pass from Chang (Miranda kick), 3Q – 4:35
- UH – Battle 2 run (Bell kick), 4Q – 14:18**
- HA – Rivers 4 pass from Chang (Miranda kick), 4Q – 9:51
- UH – Vincent Marshall 81 pass from Kolb (Bell kick), 4Q – 0:22**
- HA – Britton Komine 11 pass from Chang (Miranda kick), OT1 – 0:00
- UH – Anthony Evans 6 run (Bell kick), OT1 – 0:00**
- UH – Battle 4 run (Bell kick), OT2 – 0:00**
- HA – Rivers 18 pass from Chang (Miranda kick), OT2 – 0:00
- HA – Brewster 8 run (pass failed), OT3 – 0:00

Statistics

	UH	Hawaii
First Downs	25	30
Rushes-Yards	54-185	38-114
Comp.-Att.-Int.	34-19-2	47-29-1
Passing Yards	332	527
Return Yards	223	51
Punts-Average	5-46.6	4-41.0
Fumbles-Lost	2-0	2-1
Third Down Conv.	7-19	6-14
Penalties-Yards	10-105	5-45
Time of Possession	29:50	30:10

Rushing – UH: Battle 19-124, Evans 22-66, Schirmer 2-8, Kolb 8-7, Marshall 2(-9), Team 1(-11); **Hawaii:** Brewster 14-79, West 6-33, Bass 6-27, Whieldon 5-12, Team 1(-1), Chang 6(-36).

Passing – UH: Kolb 34-19-2-332. **Hawaii:** Chang 42-26-1-475, Whieldon 5-3-0-52.

Receiving – UH: Marshall 7-157, McCullar 5-103, Middleton 3-25, Pritchett 2-31, Kolb 1-8, Hopkins 1-8. **Hawaii:** Rivers 7-143, Komine 7-73, Cockheran 5-162, Brewster 3-40, Welch 3-31, Poumele 2-27, Herbert 1-48, Bass 1-3.

2005 FORT WORTH BOWL

KANSAS (7-5)	42
HOUSTON (6-6)	13

December 23, 2005 • Amon G. Carter Stadium
Fort Worth, Texas • 33,505

Jason Swanson threw for 307 yards and four touchdowns and the Kansas Jayhawks beat Houston 42-13 Friday night in the Fort Worth Bowl for their first winning season and first bowl victory in 10 years.

Tailback Jon Cornish turned two shovel passes from Swanson into scores, and also rushed for 101 yards on 16 carries. Brian Murph, who hadn't returned a kick all season, turned a muffed punt into an 85-yard score in the first quarter that put the Jayhawks (7-5) ahead to stay. He also caught a 48-yard TD pass.

Swanson started his fifth straight game, going 19-for-29 in his fourth victory and earning MVP honors. The senior was the third starting quarterback used by Kansas this year. Cougars junior quarterback Kevin Kolb started his 36th straight game and already is the career total offense leader at the school where David Klingler and Andre Ware also threw passes. Kolb was 20-of-44 passing for 214 yards with three interceptions, all turned into scores by Kansas.

Kolb had a 1-yard sneak for Houston's only touchdown. The Cougars were held to a season-worst 244 total yards after leading Conference USA with 457 a game during the regular season. Kansas had 538 yards.

Charlton Keith got between Kolb and his intended receiver on a quick-out pass in the fourth quarter. He jumped up and grabbed the pass, then sprinted 14 yards and dived into the end zone.

Theo Barnes had two interceptions for the Jayhawks. The first set up Cornish's 30-yard TD catch in the third quarter, and the second led to Murph's TD catch with 9 minutes left for the final touchdown.

Five minutes into the game, Murph muffed a punt. The ball rolled several yards away from him before he picked it up, circled around several defenders and ran all the way to the left sideline. He then cut back across the field and slipped past a tackler into the open.

Swanson had completions of 31 and 19 yards on the first two plays, but the Jayhawks didn't get another first down on the opening drive. The Cougars then went three-and-out before Justin Laird's 57-yard punt that Murph muffed.

Cornish's first TD was a 13-yard play in the second quarter. Mark Simmons added a 32-yard score in the third when he caught Swanson's pass near the 20, then was free when he twisted inside and the defender slipped.

	1	2	3	4	F
Kansas	7	7	14	14	42
Houston	0	10	3	0	13

SCORING SUMMARY:

- KU – Brian Murph 85 punt return (Scott Webb kick), 1Q – 10:26
- UH – Ben Bell 32 field goal, 2Q – 14:22**
- KU – Jon Cornish 13 pass from Jason Swanson (Webb kick), 2Q – 12:49
- UH – Kevin Kolb 1 run (Bell kick), 2Q – 0:57**
- KU – Cornish 30 pass from Swanson (Webb kick), 3Q – 12:43
- UH – T.J. Lawrence 44 field goal, 3Q – 8:29**
- KU – Mark Simmons 32 pass from Swanson (Webb kick), 3Q – 4:57
- KU – Charlton Keith 14 interception return (Webb kick), 4Q – 12:23
- KU – Murph 48 pass from Swanson (Webb kick), 4Q – 9:08

Statistics

	KU	UH
First Downs	29	15
Rushes-Yards	39-198	24-30
Comp.-Att.-Int.	21-32-0	20-44-3
Passing Yards	340	214
Return Yards	131	64
Punts-Average	2-43.0	7-44.9
Fumbles-Lost	1-1	1-0
Third Down Conv.	4-11	4-14
Penalties-Yards	14-138	4-54
Time of Possession	33:29	26:31

Rushing – KU: Cornish 16-101, McAnderson 7-41, Swanson 7-33, Green 9-23. **UH:** Battle 3-8, Kolb 9-8, Gilbert 9-7, Marshall 1-7, Evans 2-0.

Passing – KU: Swanson 19-29-0-307, Luke 2-3-0-33. **UH:** Kolb 20-44-3-214.

Receiving – KU: Gordon 6-86, Simmons 5-77, Murph 4-78, Cornish 2-43, Henry 2-33, Fine 2-23. **UH:** Avery 5-71, Briles 4-36, Gilbert 3-41, McGilvray 3-29, McDaniel 2-15, Marshall 2-12, Harvey 1-10.

2013 SEASON

COACHING STAFF

THE COUGARS

SEASON REVIEW

BOWL HISTORY

BOWL HISTORY

2013 SEASON

COACHING STAFF

THE COUGARS

SEASON REVIEW

BOWL HISTORY

2006 AUTOZONE LIBERTY BOWL

SOUTH CAROLINA (8-5)	44
HOUSTON (10-4)	36

December 29, 2006 • Liberty Bowl
Memphis, Tenn. • Att: 56,103

With 56,103 in attendance, the University of Houston football team took to the field at the AutoZone Liberty Bowl in Memphis, Tenn. Houston faced off against the South Carolina Gamecocks of the SEC in just the third-ever meeting between the two schools. After scoring four touchdowns in the first half, Houston was unable to hold off the Gamecocks, falling 44-36.

The Cougars took an early lead off a 32-yard pass from Kevin Kolb to Vincent Marshall on their first drive of the game. But, the Gamecocks responded late in the first quarter on their second drive with a 2-yard touchdown run by Cory Boyd.

Down a touchdown in the second quarter, Kolb connected with Mark Hafner on a 4-yard pass to even the game at 14 all. Houston would regain the lead with 2:09 left in the first half when Jackie Battle scored from 42 yards out, running untouched to the end zone.

With the first half winding down, Houston scored again when Marshall broke away for a 77-yard touchdown run. It was the longest catch in Liberty Bowl history since 1997, when Pittsburgh had an 89-yard pass against Southern Miss.

With 55 points scored in the first half, Houston and South Carolina combined for the highest scoring half in Liberty Bowl history.

The third quarter proved to be all about defense. South Carolina scored the only points of the quarter on a 45-yard field goal by Ryan Succop. They took that momentum into the fourth quarter, scoring two touchdowns. The Gamecock's Blake Mitchell connected with Kenny McKinley on both scoring plays.

The Cougars pulled within eight points with just under six minutes left in the game, when Battle scored on a 3-yard run and Anthony Alridge completed the two-point conversion; however, it wouldn't be enough as South Carolina held off Houston for the win.

The two teams combined for 1,039 yards of total offense, the most ever in Liberty Bowl history. Houston gained 527 yards and the Gamecocks had 512.

Kolb was named Houston's Outstanding Offensive Player completing 26-of-39 passes for 386 yards and three touchdowns. With his three tackles, one interception and one pass break up, Willie Gaston was named Houston's Outstanding Defensive Player.

	1	2	3	4	F
S. Carolina	7	20	3	14	44
Houston	7	21	0	8	36

SCORING SUMMARY:

UH – Vincent Marshall 32 pass from Kevin Kolb (Ben Bell kick), 1Q–12:59

SC – Cory Boyd 2 run (Ryan Succop kick), 1Q–2:09

SC – Robert Pavlovic 1 pass from Blake Mitchell (kick failed), 2Q–10:47

UH – Mark Hafner 4 pass from Kolb (Bell kick), 2Q–6:12

SC – Sidney Rice 19 pass from Mitchell (Succop kick), 2Q–2:53

UH – Jackie Battle 42 run (Bell kick), 2Q–2:09

SC – Boyd 9 run (Succop kick), 2Q–0:42

UH – Marshall 77 pass from Kolb (Bell kick), 2Q–0:11

SC – Succop 45 FG, 3Q–9:55

SC – Kenny McKinley 43 pass from Mitchell (Succop kick), 4Q–12:15

SC – McKinley 43 pass from Mitchell (Succop kick), 4Q–7:39

UH – Battle 3 run (Anthony Alridge run), 4Q–5:42

Statistics

	SC	UH
First Downs	25	27
Rushes-Yards	41-189	33-135
Comp.-Att.-Int.	19-29-1	27-40-1
Passing Yards	323	392
Total Offense	512	527
Punts-Average	2-45.0	3-42.3
Fumbles-Lost	1-0	2-1
Third Down Conv.	6-12	7-13
Penalties-Yards	9-93	4-40
Time of Possession	33:19	26:41

Rushing – SC: Boyd 18-94, Davis 14-72, Mitchell 8-22, Whiteside 1-1; **UH:** Battle 11-85, Alridge 10-55, Pope 3-27, Otis 1-0, Kolb 7-(-5).

Passing – SC: Mitchell 19-29-1-323; **UH:** Kolb 26-39-1-386, Alridge 1-1-0-6.

Receiving – SC: Rice 8-139, Boyd 4-45, McKinley 3-112, Stafford 2-19, Newton 1-7, Pavlovic 1-1; **UH:** Marshall 9-201, Avery 7-72, Ealy 3-48, McDaniel 3-0, Harvey 2-33, Hafner 2-14, Alridge 1-24.

2007 TEXAS BOWL

TCU (8-5)	20
HOUSTON (8-5)	13

December 28, 2007 • Reliant Stadium
Houston, Texas • Att: 62,097

The Cougars had a late rally come up short and dropped a 20-13 decision to TCU in the 2007 Texas Bowl at Reliant Stadium. Houston pulled within seven after a 32-yard field goal from T.J. Lawrence with 1:57 left in the game.

The Cougars got the ball back with 1:32 left after a three-and-out stand by the defense and started from their own two-yard line. Case Keenum engineered a seven-play 79-yard drive that had the Cougars at the TCU 19-yard line with 14 seconds remaining. UH had three shots at the end zone but came up short on all three.

Keenum threw a fade into the end zone that was just over the finger tips of Jeron Harvey and couldn't connect on a jump ball to L.J. Castile. On the game's final play, Keenum was flushed out of the pocket and hit as he threw by TCU's Chase Ortiz and the ball ended up in the dirt, handing the Cougars their eighth-straight bowl defeat.

Keenum finished 23-of-38 for a career best and Texas Bowl record 335 yards and a touchdown. He was sacked five times on the night. He also set bowl records for completions (23), attempts (38) and longest touchdown pass (67 yards).

Rocky Schwartz led all players with a Texas Bowl record 16 tackles including 15 solo stops.

Leading 10-7 at halftime, the Cougars struggled offensively in the third quarter tallying 19 yards and one first down.

TCU tied things up at 10 after Chris Manfredini hit a 29-yard field goal with 4:56 left in the third quarter.

The Horned Frogs added 10 more points in the fourth quarter after a seven-yard run by Justin Watts with 14:28 left and a 36-yard field goal from Manfredini with 7:28 left in the game.

The Cougars opened up the scoring in the game late in the first quarter after Keenum connected with Andre Kohn on a 67-yard touchdown strike. The play capped a two-play drive that took just 57 seconds. It was the longest play from scrimmage in Texas Bowl history.

TCU tied things up with 10:24 left in the half after Andy Dalton called an 11-play 75-yard drive with a three-yard touchdown scamper. Dalton, the Texas Bowl MVP, finished 20-for-30 for 249 yards and an interception. Houston took a 10-7 lead on the heels of a 36-yard field goal by Lawrence with 10 seconds left in the first half.

	1	2	3	4	F
TCU	0	7	3	10	20
Houston	7	3	0	3	13

SCORING SUMMARY:

UH – Andre Kohn 67 pass from Case Keenum (T.J. Lawrence kick), 1Q – 0:08

TCU – Andy Dalton 3 run (Chris Manfredini kick), 2Q – 10:24

UH – Lawrence 39 field goal, 2Q – 0:10

TCU – Manfredini 29 field goal, 3Q – 6:30

TCU – Justin Watts 7 run (Manfredini kick), 4Q – 14:28

TCU – Manfredini 36 field goal, 4Q – 7:28

UH – Lawrence 32 field goal, 4Q – 1:57

Statistics

	TCU	UH
First Downs	19	20
Rushes-Yards	39-116	30-32
Comp.-Att.-Int.	21-30-1	23-38-0
Passing Yards	249	335
Total Offense	365	367
Punts-Average	7-37.6	6-50.2
Fumbles-Lost	0-0	0-0
Third Down Conv.	5-15	4-15
Penalties-Yards	11-85	6-73
Time of Possession	31:32	21:28

Rushing – TCU: Watts 12-46, Christian 12-42, Dalton 11-17, Turner 3-10, Dickerson 1-1. **UH:** Alridge 15-29, Kohn 1-5, Ganaway 1-0, Keenum 13-(-2).

Passing – TCU: Dalton 21-30-1-249. **UH:** Keenum 23-38-0-335.

Receiving – TCU: Dickerson 3-57, Bryant 3-56, Reagan 3-35, Christian 3-30, Kerley 3-15, Johnson 2-17, Young 1-15, Turner 1-12, Frosch 1-9, Watts 1-3. **UH:** Avery 10-120, McDaniel 5-55, Harvey 4-64, Kohn 1-67, Gilbert 1-16, Castile 1-9. Alridge 1-4.



BOWL HISTORY

2008 ARMED FORCES BOWL

HOUSTON (8-5)	34
AIR FORCE (8-5)	28

December 31, 2008 • Amon G. Carter Stadium
Fort Worth, Texas • 41,127

Freshman running back Bryce Beall rushed for 135 yards and a touchdown and added 92 receiving yards to help lead the University of Houston football team to a 34-28 win over Air Force.

With the win, the Cougars finished the season with an 8-5 record and won their first bowl game since a 35-0 decision over Navy during the 1980 Garden State Bowl. The win snapped an eight-game losing skid in bowl games.

Head coach Kevin Sumlin became the first first-year head coach in school history to lead the Cougars to a bowl win and became only the third UH coach ever to win a bowl game.

Rosisean Haynes forced a fumble on the opening kickoff to set up the UH offense on the Air Force 25. Four plays later, Beall plunged into the end zone from one yard out to hand the Cougars an early 7-0 lead.

On the ensuing kickoff from Air Force's tying scoring drive, the Cougars embarked on an eight-play, 65-yard drive that was capped by sophomore quarterback Case Keenum's 1-yard sneak into the end zone.

Later in the period, freshman Marcus McGraw stripped Asher Clark of the ball and senior Phillip Hunt returned it 11 yards to the Air Force 14. The Falcon defense limited the Cougars to only three points on Jordan Mannisto's 22-yard field goal with four seconds remaining in the period.

On its ensuing possession, Air Force marched 76 yards in 12 plays and pulled to within a field goal at 17-14 on Tim Jefferson's 5-yard touchdown run at the 9:52 mark of the second quarter.

After a Cougar punt, a missed 28-yard field goal by Air Force and another UH punt, Air Force tied the game at 17-17 when Ryan Harrison booted a 44-yard field with 2:28 left in the first half.

The Cougars took the opening third quarter kickoff and capped the drive on Keenum's 4-yard touchdown run with 12:28 remaining in the period for a 24-17 lead.

Air Force added Harrison's 37-yard field goal with 3:46 left in the period to remain behind 24-20.

Houston looked to take control of the game, extending their lead, 31-20 on 20-yard field goal attempt by Mannisto and a punt by the Falcons on their next possession.

Five plays later, Keenum's pass to senior tight end Mark Hafner was intercepted and returned 19 yards by Aaron Kirchoff. The Falcons would pull within three after the interception on a 3-yard rushing touchdown by Tim Jefferson.

The Cougars capped the game with a 37-yard field goal from Mannisto with 3:24 left on the clock.

	1	2	3	4	F
Houston	17	0	7	10	34
Air Force	7	10	3	8	28

SCORING SUMMARY:

UH – Bryce Beall 1 run (Jordan Mannisto kick), 1Q – 13:27

AFA – Jared Tew 2 run (Ryan Harrison kick), 1Q – 11:28

UH – Case Keenum 1 run (Mannisto kick), 1Q – 8:10

UH – Mannisto 22 field goal, 1Q – 0:04

AFA – Tim Jefferson 5 run (Harrison kick), 2Q – 9:52

AFA – Harrison 44 field goal, 2Q – 2:28

UH – Keenum 4 run (Mannisto kick), 3Q – 12:28

AF – Harrison 37 field goal, 3Q – 3:51

UH – Andre Kohn 13 pass from Keenum (Mannisto kick), 4Q – 10:58

AFA – Tew 2 run (Jefferson rush), 4Q – 6:06

UH – Mannisto 37 field goal, 4Q – 3:24

Statistics

	UH	AFA
First Downs	20	21
Rushes-Yards	32-163	67-243
Comp.-Att.-Int.	22-33-1	8-18-0
Passing Yards	225	109
Total Offense	415	352
Punts-Average	4-44.2	3-43.7
Fumbles-Lost	2-2	2-2
Third Down Conv.	7-13	11-22
Penalties-Yards	4-25	3-11
Time of Possession	21:53	38:07

Rushing – UH: Beall 22-135, Carrier 3-26, Kohn 3-7, Keenum 3-(-4). **AFA:** Tew 27-149, Clark 16-57, Jefferson 14-14, Lumpkin 6-12, Armstrong 1-10, Southworth 1-8, Halderman 2-(-7)

Passing – UH: Dalton 22-33-1-252. **AFA:** Jefferson 7-14-0, Smith 1-4-0-11.

Receiving – UH: Carrier 5-49, Rodriguez 5-19, Beall 4-92, Kohn 3-32, Smith 2-25, Castile 2-20, Hafner 1-15. **AFA:** Armstrong 2-60, Cousins 2-12, Madsen 1-14, Paffett 1-11, Halderman 1-10, Dekker 1-2

2009 ARMED FORCES BOWL

HOUSTON (10-4)	20
AIR FORCE(8-5)	47

December 31, 2009 • Amon G. Carter Stadium
Ft. Worth, Texas • 41,414

Asher Clark and Jared Tew each ran for more than 100 yards with two touchdowns and Air Force's top-ranked pass defense had six interceptions against Case Keenum, leading the Falcons to a 47-20 victory over Houston in the Armed Forces Bowl.

Air Force's plan to limit Keenum and the nation's most explosive offense worked almost flawlessly. The Falcons (8-5) ran for 402 yards to go with Tim Jefferson's effective passing (10 of 14 for 161 yards), holding the ball for 41 minutes and then coming up with the big defensive plays. Anthony Wright had three interceptions, and Chris Thomas had two picks to go with his 12 tackles.

Keenum, who leads the nation in yards passing, was 24 of 41 with a season-low 222 yards and a touchdown for the Cougars (10-4). The six picks were a career high.

After Air Force went ahead on Clark's 36-yard TD to cap the opening drive of the game, Keenum's first pass attempt deflected off his falling receiver and was intercepted by Wright. That set up Tew's 6-yard TD run for a 14-0 lead.

Tew finished with 26 carries for 173 yards. He had a 71-yard TD with 3:32 left in the game after Keenum tossed his fifth interception.

Clark had 17 carries for 129 yards for the Falcons, who had lost in the Armed Forces Bowl the past two seasons, including 34-28 to Houston a year ago.

After Houston was held without a touchdown before halftime, Tyron Carrier returned the opening kickoff of the second half 79 yards for his fourth TD this season to get the Cougars within 24-13. Air Force immediately responded with its first kickoff return for a touchdown since 1985. Jonathan Warzeka fielded the ball and stepped back into the end zone before running 100 yards.

According to STATS LLC, which has such data only since 1996, it was only the sixth game in that span involving FBS teams when there were kickoff returns for touchdowns on consecutive plays. None of them had been in a bowl game.

After the kickoff returns, Keenum threw a 10-yard TD to Patrick Edwards to make it 31-20, but that was all the Cougars got.

That gave Keenum a TD pass in 30 consecutive games, but this was the first time in that streak that he had more picks than scores.

Clark's 22-yard TD midway through the second quarter, when he took a pitch to the right and ran untouched to the end zone, made it 21-3. The only pass on that 11-play drive was a 13-yard completion by Jefferson, who by then was 5 of 5 for 71 yards, 10 more than Keenum.

	1	2	3	4	F
HOUSTON	0	6	14	0	20
AIR FORCE	14	10	10	13	47

SCORING SUMMARY:

AF – Clark 36 yd run (Soderberg kick) 1Q – 12:38

AF – Tew 6 yd run (Soderberg kick) 1Q – 8:52

UH– Hogan 33 yd field goal 2Q – 14:51

AF – Clark 22 yd run (Soderberg kick) 2Q – 8:55

UH– Hogan kick 33 yd field goal 2Q-1:21

AF– Soderberg kick 27 yd field goal 2Q – 0:00

UH– Carrier 79 yd kick off return (Hogan kick) 3Q – 14:47

AF– Warzeka 100 yd kick off return (Soderberg kick) 3Q – 14:31

UH– Edwards 10 yd pass from Keenum (Hogan kick) 3Q – 12:46

AF– Soderberg 27 yd field goal 3Q – 7:27

AF– Jefferson 1 yd run (Soderberg kick) 3Q – 14:05

AF– Tew 71 yd run 4Q – 3:32 (4-87, 2:22)

Statistics

	UH	AFA
First Downs	18	27
Rushes-Yards	20-109	72-402
Comp.-Att.-Int.	24-41-6	10-14-0
Passing Yards	222	161
Total Offense	331	563
Punts-Average	2-45.5	2-42.5
Fumbles-Lost	0-0	1-1
Third Down Conv.	4-10	10-19
Penalties-Yards	6-45	5-50
Time of Possession	18:57	41:03

Rushing – UH: Sims 14-67-(-1), Keenum 4-26, Carrier. **AFA:** Tew 26-173, Clark 17-130-(-1), Jefferson 16-52-(-15), Warzeka 6-35.

Passing – UH: Keenum 24-41-6-222. **AFA:** Jefferson 10-14-0-161.

Receiving – UH: Sims 6-57, Carrier 5-31, Edwards 4-36, Cleveland 3-32. **AFA:** Fogler 4-89, Warzeka 3-45.

BOWL HISTORY

2012 TICKETCITY BOWL

HOUSTON (13-1)	30
PENN STATE (9-4)	14

January 1, 2012 • Cotton Bowl
Dallas, Texas • 46,817

Case Keenum finished his record-setting career with another performance for the history books. The sixth-year senior threw for 532 yards and three touchdowns, leading No. 20 Houston to 30-14 victory against No. 24 Penn State in the TicketCity Bowl.

The Cougars (13-1) finished with a school record for victories and made Tony Levine a winner in his debut as Houston coach. Levine took over when Kevin Sumlin left to take the Texas A&M job after the regular season.

Keenum came into the game as the NCAA's career leader in yards passing and touchdowns passes, then set a bowl record with 227 yards passing in the first quarter.

The Cougars raced out to a 17-0 lead in the first quarter behind Keenum's record-setting period. Keenum found Edwards for a 40-yard strike, one of two touchdown grabs on the day for the senior wide out to go with his 228 receiving yards. Justin Johnson hauled in an eight-yard touchdown pass with just over a minute left in the opening period to add to his total of 12 catches for 148 yards.

The Nittany Lions (9-4) were picked apart by Keenum and the Cougars. Penn State was allowing 162 yards passing per game, but Keenum threw for more than double that by halftime.

Penn State managed to score two touchdowns the entire game to go with their 306 yards of total offense under interim head coach Tom Bradley. UH nearly doubled that with 600 yards of offense and 532 through the air.

Keenum worked the spread offense to perfection, with five different Cougars catching at least five ball to become the ninth player in bowl history to pass for at least 500 yards.

Kicker Matt Hogan chipped in three field goals on the day with three extra points

Houston came into the game determined to end the season on a high note having its BCS Bowl hopes dashed on Dec. 3. The undefeated Cougars fell to Southern Miss in the Conference USA championship game, costing UH a shot at the school's first BCS bid.

Penn State's quarterback Rob Bolden finished 7 of 26 passing for 137 yards, with three interceptions.

	1	2	3	4	F
Houston	17	7	3	3	30
Penn State	0	7	7	0	14

SCORING SUMMARY:

UH - Edwards, Patrick 40 yd pass from Keenum, Case (Hogan, Matt kick) 1Q - 13:08

UH - Hogan, Matt 35 yd field goal 1Q - 9:12

UH - Johnson, Justin 8 yd pass from Keenum, Case (Hogan, Matt kick) 1Q - 2:35

PSU - Green, Stephon 6 yd run (Fera, Anthony Kick) 2Q - 5:57

UH - Edwards, Patrick 75 yd pass from Keenum, Case (Hogan, Matt kick) 2Q - 1:43

UH - Hogan, Matt 38 yd field goal 3Q - 4:21

PSU - Brown, Justin 69 yd pass from Bolden, Rob (Fera, Anthony kick) 3Q - 2:38

UH - Hogan, Matt 22 yd field goal 4Q - 14:52

Statistics

	UH	PSU
First Downs	25	14
Rushes-Yards	16-68	44-169
Comp.-Att.-Int.	45-69-0	7-27-3
Passing Yards	532	137
Total Offense	600	306
Punts-Average	6-42.5	9-41.6
Fumbles-Lost	0-0	2-0
Third Down Conv.	6-17	6-18
Penalties-Yards	6-55	6-55
Time of Possession	27:49	32:11

Rushing – UH: Sims 6-39, Hayes 2-20, Keenum 7-14, Team 1--1. **PSU:** Green 15-63, Redd 14-53, Belton 6-38, Bolden 6-16, Smith 2-3, Team 1--1.

Passing – UH: Keenum 45-69-0-532. **PSU:** Bolden 7-26-3-137, Belton 0-1-0-0.

Receiving – UH: Johnson 12-148-1, Edwards 10-228-2, Carrier 9-44, Williams 6-58, Sims 5-30, Smith 2-13, Hayes 1-11. **PSU:** Smith 2-49, Green 2-6, Brown 1-69-1, Haplea 1-12, Suhey 1-1.



LONGEST BOWL PLAYS

HOUSTON

SCRIMMAGE RUN

1.	75	Marshall Johnson (TD), Tulane, Bluebonnet Bowl.....	12/29/73
2.	74	Jim Strong, Auburn, Bluebonnet Bowl.....	12/31/69
3.	51	Antowain Smith, Syracuse, Liberty Bowl.....	12/27/96
4.	48	Ted Heiskell, Auburn, Bluebonnet Bowl.....	12/31/69
5.	42	Jackie Battle (TD), South Carolina, AutoZone Liberty Bowl.....	12/29/06
6.	33	Raymond Tate, Boston College, Cotton Bowl.....	1/1/85
	33	Alois Blackwell (TD), Maryland, Cotton Bowl.....	1/1/77
8.	32	Dyral Thomas, Maryland, Cotton Bowl.....	1/1/77
	32	Donnie McGraw (TD), Tulane, Bluebonnet Bowl.....	12/29/73
10.	31	Alois Blackwell, Maryland, Cotton Bowl.....	1/1/77

PASSING PLAY

1.	81	Kevin Kolb-Vincent Marshall (TD), Hawai'i, Sheraton Hawai'i Bowl.....	12/25/03
2.	77	Kevin Kolb-Vincent Marshall (TD), South Carolina, AutoZone Liberty Bowl.....	12/29/06
3.	75	Case Keenum-Patrick Edwards (TD), Penn State, TicketCity Bowl.....	1/1/12
4.	73	Bubba McGallion-Eddie Foster (TD), NC State, Bluebonnet Bowl.....	12/23/74
5.	67	Case Keenum-Andre Kohn (TD), TCU, Texas Bowl.....	12/28/07
6.	60	Lionel Wilson-Robert Durham, Oklahoma, Sun Bowl.....	12/26/81
	60	D.C. Nobles-Miller Bassler, Tulane, Bluebonnet Bowl.....	12/29/73
8.	53	David Dacus-Kevin Mason (TD), Washington State, Aloha Bowl.....	12/25/88
9.	51	Chuck Clements-Scott Regimbald, Syracuse, Liberty Bowl.....	12/27/96
	51	Chuck Clements-Maurice Bryant, Syracuse, Liberty Bowl.....	12/27/96

PUNT

1.	70	Simon Rodriguez, Washington State, Aloha Bowl.....	12/25/88
2.	65	Chase Turner, TCU, Texas Bowl.....	12/28/07
3.	64	Lonnie Stokes, Oklahoma, Sun Bowl.....	12/26/81
4.	60	Chase Turner, Air Force, Bell Helicopter Armed Forces Bowl.....	12/31/08
5.	59	Justin Laird, Kansas, Fort Worth Bowl.....	12/23/05
6.	58	Richie Leone, Penn State, TicketCity Bowl.....	1/1/12
7.	57	Chase Turner, TCU, Texas Bowl.....	12/28/07
	57	Justin Laird, Kansas, Fort Worth Bowl.....	12/23/05
9.	55	Jimmy McClary, Hawai'i, Sheraton Hawai'i Bowl.....	12/25/03
10.	54	Lonnie Stokes, Oklahoma, Sun Bowl.....	12/26/81

FIELD GOAL

1.	44	T.J. Lawrence, Kansas, Fort Worth Bowl.....	12/23/05
2.	41	Kenny Hatfield, Nebraska, Cotton Bowl.....	1/1/80
3.	39	T.J. Lawrence, TCU, Texas Bowl.....	12/28/07
4.	38	Matt Hogan, Penn State, TicketCity Bowl.....	1/1/12
5.	37	Jordan Mannisto, Air Force, Bell Helicopter Armed Forces Bowl.....	12/31/08
6.	35	Matt Hogan, Penn State, TicketCity Bowl.....	1/1/12
	35	Dustin Bell, Hawai'i, Sheraton Hawai'i Bowl.....	12/25/03
8.	34	Kenny Hatfield, Notre Dame, Cotton Bowl.....	1/1/79
9.	33	Matt Hogan, Air Force, Bell Helicopter Armed Forces Bowl.....	12/31/09
	33	Matt Hogan, Air Force, Bell Helicopter Armed Forces Bowl.....	12/31/09

INTERCEPTION RETURN

1.	72	Alton Montgomery, Washington State, Aloha Bowl.....	12/25/88
2.	41	Joe Rust, NC State, Bluebonnet Bowl.....	12/23/74
3.	32	Will Gulley, Hawai'i, Sheraton Hawai'i Bowl.....	12/25/03
4.	25	Audrey McMillan (TD), Boston College, Cotton Bowl.....	1/1/85
5.	25	Kenny Hatfield, Notre Dame, Cotton Bowl.....	1/1/79
6.	19	Richard Harrington, Auburn, Bluebonnet Bowl.....	12/31/69
7.	11	Phillip Steward, Penn State, TicketCity Bowl.....	1/1/12
	11	Deryl McGallion, Tulane, Bluebonnet Bowl.....	12/29/73
9.	10	David Hodge, Notre Dame, Cotton Bowl.....	1/1/79
10.	2	Nick Saenz, Penn State, TicketCity Bowl.....	1/1/12

KICKOFF RETURN

1.	98	Earl Allen (TD), Boston College, Cotton Bowl.....	1/1/85
2.	84	James Dixon, Washington State, Aloha Bowl.....	12/25/88
3.	79	Tyron Carrier (TD), Air Force, Bell Helicopter Armed Forces Bowl.....	12/31/09
4.	53	Hal Roberts, Auburn, Bluebonnet Bowl.....	12/31/69
5.	48	Don Bass, NC State, Bluebonnet Bowl.....	12/23/74
6.	39	Tyron Carrier, Penn State, TicketCity Bowl.....	1/1/12
	39	Ketric Sanford, Syracuse, Liberty Bowl.....	12/27/96
8.	37	Jack Skog, Miami (Ohio), Tangerine Bowl.....	12/22/62
9.	36	Ricky Wilson, Hawai'i, Sheraton Hawai'i Bowl.....	12/25/03
10.	34	Vincent Marshall, South Carolina, AutoZone Liberty Bowl.....	12/29/06

PUNT RETURN

1.	70	Joe Lopasky, Miami (Ohio), Tangerine Bowl.....	12/22/62
2.	60	Chad McCullar, Hawai'i, Sheraton Hawai'i Bowl.....	12/25/03
3.	34	Tyron Carrier, Air Force, Bell Helicopter Armed Forces Bowl.....	12/31/08
4.	14	Joe Rust, Tulane, Bluebonnet Bowl.....	12/29/73
5.	12	Chad McCullar, Hawai'i, Sheraton Hawai'i Bowl.....	12/25/03
6.	11	Lonell Phea, Oklahoma, Sun Bowl.....	12/26/81
	11	Chad McCullar, Hawai'i, Sheraton Hawai'i Bowl.....	12/25/03
	11	Vincent Marshall, South Carolina, AutoZone Liberty Bowl.....	12/29/06
9.	9	Charles West, Syracuse, Liberty Bowl.....	12/27/96
	9	Lonell Phea, Nebraska, Cotton Bowl.....	1/1/80
	9	Lonell Phea, Nebraska, Cotton Bowl.....	1/1/80
	9	Joe Rust, NC State, Bluebonnet Bowl.....	12/23/74

OPPONENT

SCRIMMAGE RUN

1.	71	Jared Tew (TD), Air Force, Bell Helicopter Armed Forces Bowl.....	12/31/09
2.	58	Malcolm Thomas, Syracuse, Liberty Bowl.....	12/27/96
3.	48	Fred Sims, Oklahoma, Sun Bowl.....	12/26/81
4.	42	Darrell Shepard, Oklahoma, Sun Bowl.....	12/26/81
5.	38	Ken Johnson, Colorado, Bluebonnet Bowl.....	12/31/71
6.	37	Troy Stradford, Boston College, Cotton Bowl.....	1/1/85
7.	36	Fred Sims, Oklahoma, Sun Bowl.....	12/26/81
	36	Asher Clark (TD), Air Force, Bell Helicopter Armed Forces Bowl.....	12/31/09
9.	35	Jared Tew, Air Force, Bell Helicopter Armed Forces Bowl.....	12/31/08
10.	34	Darrell Shepard (TD), Oklahoma, Sun Bowl.....	12/26/81

PASSING PLAY

1.	69	Rob Bolden-Justin Brown, Penn State, TicketCity Bowl.....	1/1/12
2.	64	Timmy Chang-Jeremiah Cockheran, Hawai'i, Sheraton Hawai'i Bowl.....	12/25/03
3.	63	Doug Flutie-Kelvin Martin, Boston College, Cotton Bowl.....	1/1/85
4.	61	Timmy Chang-Jason Rivers, Hawai'i, Sheraton Hawai'i Bowl.....	12/25/03
5.	48	Timmy Chang-Clifton Herbert, Hawai'i, Sheraton Hawai'i Bowl.....	12/25/03
	48	Jason Swanson-Brian Murph (TD), Kansas, Fort Worth Bowl.....	12/23/05
7.	46	Tim Jefferson-Spencer Armstrong, Bell Helicopter Armed Forces Bowl.....	12/31/08
8.	43	Blake Mitchell-Kenny McKinley (TD), South Carolina, AutoZone Liberty Bowl.....	12/29/06
	43	Blake Mitchell-Kenny McKinley (TD), South Carolina, AutoZone Liberty Bowl.....	12/29/06
10.	40	Timm Rosenbach-Doug Wellsandt, Washington State, Aloha Bowl.....	12/25/88
	40	Timm Rosenbach-Tim Stallworth, Washington State, Aloha Bowl.....	12/25/88

PUNT

1.	77	Mike Sochko, Maryland, Cotton Bowl.....	1/1/77
2.	57	Connie Frederick, Auburn, Bluebonnet Bowl.....	12/31/69
3.	55	Anthony Fera, Penn State, TicketCity Bowl.....	1/1/12
4.	53	Tim Smith, Nebraska, Cotton Bowl.....	1/1/80
	53	Mike Sochko, Maryland, Cotton Bowl.....	1/1/77
	53	Howard McNeill, Tulane, Bluebonnet Bowl.....	12/29/73
	53	Rob Myers, Washington State, Aloha Bowl.....	12/25/88
8.	52	Tim Smith, Nebraska, Cotton Bowl.....	1/1/80
9.	51	Ryan Harrison, Bell Helicopter Armed Forces Bowl.....	12/31/08
	51	Tim Smith, Nebraska, Cotton Bowl.....	1/1/80

FIELD GOAL

1.	49	Michael Keeling, Oklahoma, Sun Bowl.....	12/26/81
2.	45	Ryan Succop, South Carolina, AutoZone Liberty Bowl.....	12/29/06
3.	44	Ryan Harrison, Bell Helicopter Armed Forces Bowl.....	12/31/08
4.	37	Ryan Harrison, Bell Helicopter Armed Forces Bowl.....	12/31/08
	37	John Huff, North Carolina State, Bluebonnet Bowl.....	12/23/74
6.	36	Chris Mandredini, TCU, Texas Bowl.....	12/28/07
7.	35	Erik Soderberg (TD), Air Force, Bell Helicopter Armed Forces Bowl.....	12/31/09
8.	33	Jason Hanson, Washington State, Aloha Bowl.....	12/25/88
9.	32	Michael Keeling, Oklahoma, Sun Bowl.....	12/26/81
	32	J.B. Dean, Colorado, Bluebonnet Bowl.....	12/31/71

INTERCEPTION RETURN

1.	28	John Truitt (TD), Oklahoma, Sun Bowl.....	12/26/81
2.	27	Shawn Landrum, Washington State, Aloha Bowl.....	12/25/88
3.	19	Aaron Kirchoff, Bell Helicopter Armed Forces Bowl.....	12/31/08
4.	16	Theo Baines, Kansas, Fort Worth Bowl.....	12/23/05
5.	15	Theo Baines, Kansas, Fort Worth Bowl.....	12/23/05
6.	14	Charlton Keith (TD), Kansas, Fort Worth Bowl.....	12/23/05
7.	13	Chris Thomas, Air Force, Bell Helicopter Armed Forces Bowl.....	12/31/09
8.	11	Scott Tyler, Miami (Ohio), Tangerine Bowl.....	12/22/62
9.	8	Ralph Stringer, NC State, Bluebonnet Bowl.....	12/23/74
10.	6	Sonny Ferguson, Auburn, Bluebonnet Bowl.....	12/31/69
	6	Jordin Lindsey, South Carolina, AutoZone Liberty Bowl.....	12/29/06

KICKOFF RETURN

1.	100	Jonathan Warzeka (TD), Air Force, Bell Helicopter Armed Forces Bowl.....	12/31/09
2.	66	Mack Mitchell, Tulane, Bluebonnet Bowl.....	12/29/73
3.	56	Randy Harrison, Notre Dame, Cotton Bowl.....	1/1/79
4.	52	Ken Roy, Maryland, Cotton Bowl.....	1/1/77
5.	36	Ralph Stringer, NC State, Bluebonnet Bowl.....	12/23/74
6.	35	Victor Wood, Washington State, Aloha Bowl.....	12/25/88
7.	33	Captain Munnerlyn, South Carolina, AutoZone Liberty Bowl.....	12/29/06
8.	31	Ryan Christian, TCU, Texas Bowl.....	12/28/07
9.	28	Chaz Powell, Penn State, TicketCity Bowl.....	1/1/12
	28	Mickey Zofko, Auburn, Bluebonnet Bowl.....	12/31/69

PUNT RETURN

1.	85	Brian Murph (TD), Kansas, Fort Worth Bowl.....	12/23/05
2.	40	Victor Wood, Washington State, Aloha Bowl.....	12/25/88
	40	Dave Liegl, Nebraska, Cotton Bowl.....	1/1/80
4.	33	Brian Bonner, TCU, Texas Bowl.....	12/28/07
	33	Steve Cincy (TD), Notre Dame, Cotton Bowl.....	1/1/79
	33	Larry Pabin, Miami (Ohio), Tangerine Bowl.....	12/22/62
7.	32	Kelvin Martin, Boston College, Cotton Bowl.....	1/1/85
8.	31	Brian Bonner, TCU, Texas Bowl.....	12/28/07
9.	26	Justin Brown, Penn State, TicketCity Bowl.....	1/1/12
10.	21	Derek Moyer, Penn State, TicketCity Bowl.....	1/1/12

2013 SEASON

COACHING STAFF

THE COUGARS

SEASON REVIEW

BOWL HISTORY

SINGLE BOWL RECORDS

2013 SEASON

COACHING STAFF

THE COUGARS

SEASON REVIEW

BOWL HISTORY

TOTAL OFFENSE

MOST PLAYS

1.	76	Case Keenum vs. Penn State	1/1/12
2.	53	Kevin Kolb vs. Kansas	12/23/05
3.	51	Case Keenum vs. TCU	12/28/07
	51	Gerald Landry vs. Boston College	1/1/85
5.	46	Lionel Wilson vs. Oklahoma	12/26/81
	46	Kevin Kolb vs. South Carolina	12/29/06

MOST YARDS GAINED

1.	542	Case Keenum vs. Penn State	1/1/12
2.	383	Kevin Kolb vs. South Carolina	12/29/06
3.	339	Kevin Kolb vs. Hawai'i	12/25/03
4.	333	Case Keenum vs. TCU	12/28/07
5.	248	Case Keenum vs. Air Force	12/31/08

ALL-PURPOSE

MOST PLAYS

1.	38	Robert Newhouse vs. Colorado	12/31/71
2.	32	Jim Strong vs. Auburn	12/31/69
3.	28	Gene Shannon vs. Dayton	1/1/52
4.	26	Bryce Beall vs. Air Force	12/31/08
	26	Terald Clark vs. Navy	12/14/80

MOST YARDS GAINED

1.	279	Vincent Marshall vs. South Carolina	12/29/06
2.	228	Patrick Edwards vs. Penn State	1/1/12
3.	218	James Dixon vs. Washington State	12/25/88
4.	227	Bryce Beall vs. Air Force	12/31/08
5.	197	Robert Newhouse vs. Colorado	12/31/71

RUSHING

MOST ATTEMPTS

1.	35	Robert Newhouse vs. Colorado	12/31/71
2.	32	Jim Strong vs. Auburn	12/31/69
3.	28	Gene Shannon vs. Dayton	1/1/52
4.	26	Terald Clark vs. Navy	12/14/80
5.	22	Bryce Beall vs. Air Force	12/31/08
	22	Gerald Landry vs. Boston College	1/1/85
	22	Terry Elston vs. Nebraska	1/1/80
	22	Donnie Love vs. Notre Dame	1/1/79
	22	Alois Blackwell vs. Maryland	1/1/77

MOST YARDS GAINED

1.	184	Jim Strong vs. Auburn	12/31/69
2.	175	Gene Shannon vs. Dayton	1/1/52
3.	168	Robert Newhouse vs. Colorado	12/31/71
4.	163	Terald Clark vs. Navy	12/14/80
5.	149	Alois Blackwell vs. Maryland	1/1/77

MOST TOUCHDOWNS

1.	4	Gene Shannon vs. Dayton	1/1/52
2.	3	Jackie Battle at Hawai'i	12/25/03
	3	Terald Clark vs. Navy	12/14/80
4.	2	Case Keenum vs. Air Force	12/31/08
	2	Jackie Battle vs. South Carolina	12/29/06
	2	Danny Davis vs. Notre Dame	1/1/79
	2	Alois Blackwell vs. Maryland	1/1/77
	2	John Housman vs. NC State	12/23/74
	2	Leonard Parker vs. Tulane	12/29/73
	2	Donnie McGraw vs. Tulane	12/29/73
	2	Robert Newhouse vs. Colorado	12/31/71
	2	Jim Strong vs. Auburn	12/31/69
	2	Joe Lopasky vs. Miami (Ohio)	12/22/62

PASSING

MOST ATTEMPTED

1.	69	Case Keenum vs. Penn State	1/1/12
2.	44	Kevin Kolb vs. Kansas	12/23/05
3.	41	Case Keenum vs. Air Force	12/31/09
4.	39	Kevin Kolb vs. South Carolina	12/29/06
5.	38	Case Keenum vs. TCU	12/28/07

MOST COMPLETED

1.	45	Case Keenum vs. Penn State	1/1/12
2.	26	Kevin Kolb vs. South Carolina	12/29/06
3.	24	Case Keenum vs. Air Force	12/31/09
4.	23	Case Keenum vs. TCU	12/28/07
5.	22	Case Keenum vs. Air Force	12/31/08

HIGHEST COMPLETION PERCENTAGE (min. 10 att.)

1.	72.7	Andre Ware vs. Washington State (8-of-11)	12/25/88
2.	66.7	Case Keenum vs. Air Force (22-of-33)	12/31/08
	66.7	Kevin Kolb vs. South Carolina (26-of-39)	12/29/06
4.	65.2	Case Keenum vs. Penn State	1/1/12
5.	64.7	Billy Roland vs. Miami (Ohio) (11-of-17)	12/22/62

MOST YARDS GAINED PASSING

1.	532	Case Keenum vs. Penn State	1/1/12
2.	386	Kevin Kolb vs. South Carolina	12/29/06
3.	335	Case Keenum vs. TCU	12/28/07
4.	332	Kevin Kolb vs. Hawai'i	12/25/03
5.	252	Case Keenum vs. Air Force	12/31/08

MOST TOUCHDOWN PASSES THROWN

1.	3	Case Keenum vs. Penn State	1/1/12
	3	Billy Roland vs. Miami (Ohio)	12/22/62
	3	Kevin Kolb vs. South Carolina	12/29/06
4.	2	David Dacus vs. Washington State	12/25/88
	2	Kevin Kolb vs. Hawai'i	12/25/03
6.	1	10 times; Most recently by	
		Case Keenum vs. Air Force	12/31/09

MOST INTERCEPTIONS THROWN

1.	6	Case Keenum vs. Air Force	12/31/09
2.	3	Kevin Kolb vs. Kansas	12/23/05
3.	2	Kevin Kolb vs. Hawai'i	12/25/03
	2	Andre Ware vs. Washington State	12/25/88
	2	Gerald Landry vs. vs. Boston College	1/1/85
	2	Bubba McGallion vs. NC State	12/23/74
	2	Gary Mullins vs. Auburn	12/31/69

RECEIVING

MOST PASSES CAUGHT

1.	12	Justin Johnson vs. Penn State	1/1/12
2.	10	Patrick Edwards vs. Penn State	1/1/12
	10	Donnie Avery vs. TCU	12/28/07
4.	9	Tyron Carrier vs. Penn State	1/1/12
	9	Vincent Marshall vs. South Carolina	12/29/06

MOST YARDS GAINED

1.	228	Patrick Edwards vs. Penn State	1/1/12
2.	201	Vincent Marshall vs. South Carolina	12/29/06
3.	157	Vincent Marshall vs. Hawai'i	12/25/03
4.	148	Justin Johnson vs. Penn State	1/1/12
5.	120	Donnie Avery vs. TCU	12/28/07

MOST TOUCHDOWN PASSES CAUGHT

1.	2	Patrick Edwards vs. Penn State	1/1/12
	2	Vincent Marshall vs. South Carolina	12/29/06
3.	1	Justin Johnson vs. Penn State	1/1/12
	1	Patrick Edwards vs. Air Force	12/31/09
	1	Andre Kohn vs. Air Force	12/31/08
	1	Andre Kohn vs. TCU	12/28/07
	1	Mark Hafner vs. South Carolina	12/29/06
	1	Vincent Marshall vs. Hawai'i	12/25/03
	1	Chad McCullar vs. Hawai'i	12/25/03
	1	Antowain Smith vs. Syracuse	12/7/96
	1	Tim Mason vs. Washington State	12/25/88
	1	Chuck Weatherspoon vs. Washington State	12/25/88
	1	Larry Shepherd vs. Boston College	1/1/85
	1	Eric Herring vs. Nebraska	1/1/80
	1	Willis Adams vs. Notre Dame	1/1/79
	1	Don Bass vs. Maryland	1/1/77
	1	Eddie Foster vs. NC State	12/23/74
	1	Tommy Mozieck vs. Auburn	12/31/69
	1	Joe Lopasky vs. Miami (Ohio)	12/22/62



SINGLE BOWL RECORDS

PUNTING

MOST PUNTS

1.	10	Lonnie Stokes vs. Boston College.....	1/1/85
2.	8	Simon Rodriguez vs. Washington State.....	12/25/88
	8	Jay Wyatt vs. Notre Dame.....	1/1/79
4.	7	Justin Laird vs. Kansas.....	12/23/05
	7	Mark Ford vs. Nebraska.....	1/1/80

HIGHEST AVERAGE PER PUNT (min. 3 punts)

1.	50.2	Chase Turner vs. TCU (6-301).....	12/28/07
2.	46.6	Jimmy McClary vs. Hawai'i (5-233).....	12/25/03
3.	44.9	Justin Laird vs. Kansas (7-314).....	12/23/05
4.	44.8	Simon Rodriguez vs. Wash. St. (8-358).....	12/25/88
5.	44.2	Chase Turner vs. Air Force (4-177).....	12/31/08

PUNT RETURNS

MOST RETURNS

1.	5	Joe Rust vs. Tulane.....	12/29/73
2.	3	Chad McCullar vs. Hawai'i.....	12/25/03
3.	3	Mecridric Calloway vs. Washington State.....	12/25/88
	3	Lonell Phea vs. Nebraska.....	1/1/80
	3	Erick Brown vs. Maryland.....	1/1/77
6.	2	Five times	

MOST YARDS RETURNED

1.	83	Chad McCullar vs. Hawai'i.....	12/25/03
2.	70	Joe Lopasky vs. Miami (Ohio).....	12/22/62
3.	34	Tyron Carrier vs. Air Force.....	12/31/08
4.	28	Horst Paul vs. Miami (Ohio).....	12/22/62
5.	22	Mecridric Calloway vs. Washington State.....	12/25/88

KICKOFF RETURNS

MOST RETURNS

1.	5	Vincent Marshall vs. Kansas.....	12/23/05
	5	Ketric Sanford vs. Syracuse.....	12/7/96
3.	4	James Dixon vs. Washington State.....	12/25/88
	4	Earl Allen vs. Boston College.....	1/1/85
5.	3	done seven times; Most recently by A. J. Dugat vs. Air Force.....	12/31/09

MOST YARDS RETURNED

1.	166	James Dixon vs. Washington State.....	12/25/88
2.	148	Earl Allen vs. Boston College.....	1/1/85
3.	138	Ketric Sanford vs. Syracuse.....	12/7/96
4.	87	Don Bass vs. NC State.....	12/23/74
5.	84	Ricky Wilson vs. Hawai'i.....	12/25/03

TOTAL RETURNS

MOST RETURNS

1.	5	Ketric Sanford vs. Syracuse.....	12/7/96
	5	Joe Rust vs. Tulane.....	12/29/73
3.	4	Tyron Carrier vs. Air Force.....	12/31/08
	4	Earl Allen vs. Boston College.....	1/1/85
	4	James Dixon vs. Washington State.....	12/25/88

MOST YARDS RETURNED

1.	166	James Dixon vs. Washington State.....	12/25/88
2.	148	Earl Allen vs. Boston College.....	1/1/85
3.	138	Ketric Sanford vs. Syracuse.....	12/7/96
4.	106	Tyron Carrier vs. Air Force.....	12/31/08
5.	248	Case Keenum vs. Air Force.....	12/31/09

SCORING

MOST POINTS SCORED

1.	24	Joe Lopasky vs. Miami (Ohio).....	12/22/62
2.	18	Jackie Battle vs. Hawai'i.....	12/25/03
	18	Terald Clark vs. Navy.....	12/14/80
4.	13	Bill McMillan vs. Miami (Ohio).....	12/22/62
5.	12	done 15 times; Most recently by Patrick Edwards & Matt Hogan vs. Penn State.....	1/1/12

MOST TOUCHDOWNS SCORED

1.	4	Joe Lopasky vs. Miami (Ohio).....	12/22/62
	4	Gene Shannon vs. Dayton.....	1/1/52
3.	3	Jackie Battle vs. Hawai'i.....	12/25/03
	3	Terald Clark vs. Navy.....	12/14/80
5.	2	Done by 13 players; Most recently by Patrick Edwards vs. Penn State.....	1/1/12

MOST FIELD GOALS SCORED

1.	3	Matt Hogan vs. Penn State.....	1/1/12
2.	2	Matt Hogan vs. Air Force.....	12/31/09
	2	Jordan Mannisto vs. Air Force.....	12/31/08
	2	T.J. Lawrence vs. TCU.....	12/28/07
	2	Dustin Bell vs. Hawai'i.....	12/25/03
	2	Kenny Hatfield vs. Notre Dame.....	1/1/79

MOST FIELD GOALS ATTEMPTED

1.	5	Matt Hogan vs. Penn State.....	1/1/12
2.	3	T.J. Lawrence vs. TCU.....	12/28/07
3.	2	Matt Hogan vs. Air Force.....	12/31/09
	2	Jordan Mannisto vs. Air Force.....	12/31/08
	2	Dustin Bell vs. Hawai'i.....	12/25/03
	2	Kenny Hatfield vs. Nebraska.....	1/1/80
	2	Kenny Hatfield vs. Notre Dame.....	1/1/79
	2	Lennard Coplin vs. NC State.....	12/23/74

MOST PATS SCORED

1.	7	Bill McMillan vs. Miami (Ohio).....	12/22/62
2.	6	Dustin Bell vs. Hawai'i.....	12/25/03
3.	5	Ricky Terrell vs. Tulane.....	12/29/73
4.	4	Jordan Mannisto vs. Air Force.....	12/31/08
	4	Kenny Hatfield vs. Notre Dame.....	1/1/79
	4	Lennard Coplin vs. NC State.....	12/23/74
	4	Ben Bell vs. South Carolina.....	12/29/06

TACKLES

MOST TACKLES

1.	23	Marcus McGraw vs. Air Force.....	12/31/09
	17	C. J. Cavness vs. Air Force.....	12/31/09
	16	Rocky Schwartz vs. TCU.....	12/28/07
	16	Paul Humphreys vs. NC State.....	12/23/74
	15	Marcus McGraw vs. Air Force.....	12/31/08
	15	C.J. Cavness vs. Air Force.....	12/31/08
	15	David Hodge vs. Notre Dame.....	1/1/79

SOLO TACKLES

1.	15	Rocky Schwartz vs. TCU.....	12/28/07
2.	13	Marcus McGraw vs. Air Force.....	12/31/08
	13	Paul Humphreys vs. NC State.....	12/23/74
4.	10	Marcus McGraw vs. Air Force.....	12/31/09
	10	C.J. Cavness vs. Air Force.....	12/31/08
	10	Lamar Lathon vs. Washington State.....	12/25/88
5.	9	Alton Montgomery vs. Washington State.....	12/25/88
	9	Robert Harper vs. Boston College.....	1/1/85

TACKLES FOR LOSS

1.	4	Eddie McCray vs. Hawai'i.....	12/25/03
	4	Grady Turner vs. Oklahoma.....	12/26/81
3.	2	done 12 times; Most recently by D.J. Hayden & Sammy Brown vs. Penn State.....	1/1/12

SACKS

1.	2	Phillip Hunt vs. Air Force.....	12/31/08
	2	Eddie McCray vs. Hawai'i.....	12/25/03
	2	Lamar Lathon vs. Washington State.....	12/25/88
4.	1	done 20 times; Most recently by D.J. Hayden & Sammy Brown vs. Penn State.....	1/1/12

INTERCEPTIONS

MOST INTERCEPTIONS

1.	2	Nick Saenz vs. Penn State.....	1/1/12
	2	Joe Rust vs. NC State.....	12/23/74
	2	Jack Howton vs. Dayton.....	1/1/52
4.	1	Phillip Steward vs. Penn State.....	1/1/12
	1	Brandon Brinkley vs. TCU.....	12/28/07
	1	Willie Gaston vs. South Carolina.....	12/29/06
	1	Will Gulley vs. Hawai'i.....	12/25/03
	1	Alton Montgomery vs. Washington State.....	12/25/88
	1	Audrey McMillan vs. Boston College.....	1/1/85
	1	Calvin Eason vs. Oklahoma.....	12/26/81
	1	Greg Harmon vs. Navy.....	12/14/80
	1	Elvis Bradley vs. Nebraska.....	1/1/80
	1	Kenny Hatfield vs. Notre Dame.....	1/1/79
	1	Steve Bradham vs. Notre Dame.....	1/1/79
	1	David Hodge vs. Notre Dame.....	1/1/79
	1	Elvis Bradley vs. Notre Dame.....	1/1/79
	1	Bubba McGallion vs. Tulane.....	12/29/73
	1	Bubba Broussard vs. Tulane.....	12/29/73
	1	Howard Ebow vs. Tulane.....	12/29/73
	1	Jeff Bouche vs. Tulane.....	12/29/73
	1	Bill Hamrick vs. Colorado.....	12/31/71
	1	Richard Harrington vs. Auburn.....	12/31/69
	1	Allen Summerford vs. Auburn.....	12/31/69
	1	Larry Broussard, vs. Miami (Ohio).....	12/22/62

MOST YARDS RETURNED

1.	72	Alton Montgomery vs. Washington State.....	12/25/88
2.	41	Joe Rust vs. NC State.....	12/23/74
3.	32	Will Gulley vs. Hawai'i.....	12/25/03
4.	25	Audrey McMillan vs. Boston College.....	1/1/85
	25	Kenny Hatfield vs. Notre Dame.....	1/1/79

PASS BREAKUPS

1.	4	Ronny Peacock vs. Auburn.....	12/31/69
2.	3	Mecridric Calloway vs. Washington State.....	12/25/88
	3	Audrey McMillan vs. Boston College.....	1/1/85
	3	Paul Humphreys vs. NC State.....	12/23/74
	3	Joe Rust vs. NC State.....	12/23/74

2013 SEASON

COACHING STAFF

THE COUGARS

SEASON REVIEW

BOWL HISTORY

CAREER BOWL RECORDS

2013 SEASON

COACHING STAFF

THE COUGARS

SEASON REVIEW

BOWL HISTORY

RUSHING

ATTEMPTS

1.	44	Terald Clark	1980-80
2.	42	Robert Newhouse	1969-71
3.	40	Danny Davis	1977-79
4.	36	Allen Polk	1980-81
5.	34	Terry Elston	1980-80
6.	33	Jackie Battle	2003-06
7.	32	Jim Strong	1969
8.	28	Gene Shannon	1952
9.	25	Anthony Alridge	2005-07
10.	24	Donnie Love	1977-79
	24	David Husmann	1973-74

MOST YARDS GAINED

1.	224	Robert Newhouse	1969-71
2.	217	Jackie Battle	2003-06
3.	204	Terald Clark	1980-80
4.	184	Jim Strong	1969
5.	175	Gene Shannon	1952
6.	170	Donnie McGraw	1973-74
7.	168	Marshall Johnson	1971-74
8.	151	David Husmann	1973-74
9.	150	Allen Polk	1980-81
10.	149	Alois Blackwell	1977

MOST TOUCHDOWNS

1.	5	Jackie Battle	2003-06
2.	4	Gene Shannon	1949-51
3.	3	Terald Clark	1978-80
	3	Danny Davis	1976-78
5.	2	Alois Blackwell	1975-77
6.	2	Case Keenum	2007-11
	2	Terry Elston	1979-80
	2	John Housman	1974-76
	2	Donnie McGraw	1973-75
	2	Marshall Johnson	1972-74
	2	Leonard Parker	1971-73
	2	Robert Newhouse	1969-71
	2	Jim Strong	1968-69
	2	Joe Lopasky	1962-64

PASSING

MOST ATTEMPTED

1.	181	Case Keenum	2007-11
2.	117	Kevin Kolb	2003-06
3.	42	Gary Mullins	1969-71
4.	29	Gerald Landry	1985
5.	28	Chuck Clements	1996
	28	Andre Ware	1988
	28	Lionel Wilson	1981
8.	20	Terry Elston	1980-80
	20	Danny Davis	1977-79
10.	17	Billy Roland	1962

MOST COMPLETED

1.	114	Case Keenum	2007-11
2.	65	Kevin Kolb	2003-06
3.	20	Gary Mullins	1969-71
4.	17	Lionel Wilson	1981
5.	14	Chuck Clements	1996
6.	11	Billy Roland	1962
7.	10	Terry Elston	1980-80
8.	9	Gerald Landry	1985
	9	Danny Davis	1977-79
10.	8	David Dacus	1988
	8	Andre Ware	1988
	8	Bubba McGallion	1977
	8	D.C. Nobles	1973

MOST YARDS GAINED

1.	1,341	Case Keenum	2007-11
2.	932	Kevin Kolb	2003-06
3.	293	Gary Mullins	1969-71
4.	217	Chuck Clements	1996
5.	216	Lionel Wilson	1981
6.	201	D.C. Nobles	1973
7.	199	Billy Roland	1962
8.	178	Bubba McGallion	1977
9.	168	Danny Davis	1977-79

MOST TOUCHDOWN PASSES

1.	6	Case Keenum	2007-11
2.	5	Kevin Kolb	2003-06
	3	Billy Roland	1962
4.	2	David Dacus	1988
	2	Danny Davis	1977-79
6.	1	Chuck Clements	1996
	1	Gerald Landry	1985
	1	Terry Elston	1980-80
	1	Bubba McGallion	1977
	1	Rusty Clark	1969

MOST INTERCEPTIONS THROWN

1.	7	Case Keenum	2007-11
2.	6	Kevin Kolb	2003-06
3.	3	Gary Mullins	1969-71
4.	2	Andre Ware	1988
	2	Gerald Landry	1985
	2	Bubba McGallion	1977
7.	1	Chuck Clements	1996
	1	Lionel Wilson	1981
	1	Brent Chinn	1980
	1	David Husmann	1973
	1	Billy Roland	1962
	1	Bobby Clatterback	1952

HIGHEST PASS EFFICIENCY (Min. 20 attempts)

1.	148.56	Danny Davis	1977-79
2.	129.14	Kevin Kolb	2003-06
3.	128.42	Case Keenum	2007-11
4.	128.24	Terry Elston	1980-80
5.	119.74	Chuck Clements	1996

RECEIVING

MOST PASSES CAUGHT

1.	22	Donnie Avery	2005-07
2.	19	Tyron Carrier	2008-11
3.	18	Vincent Marshall	2003-06
4.	14	Patrick Edwards	2008-11
5.	12	Justin Johnson	2008-11
6.	11	Charles Sims	2009-12
7.	10	Perry McDaniel	2005-07
8.	8	Eric Herring	1979-80
9.	7	Jeron Harvey	2005-07
	7	Lonell Phea	1980-81

MOST RECEIVING YARDS

1.	370	Vincent Marshall	2003-06
2.	264	Patrick Edwards	2008-11
3.	263	Donnie Avery	2005-07
4.	149	Eddie Foster	1973-77
5.	125	Don Bass	1974-77
6.	124	Tyron Carrier	2008-11
7.	107	Jeron Harvey	2005-07
8.	106	Lonell Phea	1980-81
9.	105	Bryan Willingham	1973
10.	103	Chad McCullar	2003

MOST TOUCHDOWN RECEPTIONS

1.	3	Vincent Marshall	2003-06
2.	2	Patrick Edwards	2008-11
	2	Andre Kohn	2006-2009
4.	1	Justin Johnson	2008-11
	1	Mark Hafner	2006-08
	1	Chad McCullar	2003
	1	Antowain Smith	1996
	1	Kevin Mason	1988
	1	Chuck Weatherspoon	1988
	1	Larry Shepherd	1985
	1	Eric Herring	1979-80
	1	Willis Adams	1979
	1	Don Bass	1974-77
	1	Eddie Foster	1973-77
	1	Tommy Mozisek	1969
	1	Bobby Brezina	1962
	1	Joe Lopasky	1962
	1	Bill McMillan	1962

TOTAL OFFENSE

MOST PLAYS

1.	208	Case Keenum	2007-11
2.	138	Kevin Kolb	2003-06
3.	60	Danny Davis	1977-79
4.	59	Gary Mullins	1969-71
5.	54	Terry Elston	1980-80
6.	51	Gerald Landry	1985
7.	50	Lionel Wilson	1981
8.	46	Robert Newhouse	1969-71
9.	44	Terald Clark	1980-80
10.	36	Allen Polk	1980-81

MOST YARDS GAINED

1.	1,303	Case Keenum	2007-11
2.	942	Kevin Kolb	2003-06
3.	355	Gary Mullins	1969-71
4.	295	Danny Davis	1977-79
5.	279	Terry Elston	1980-80
6.	264	Patrick Edwards	2008-11
7.	247	Billy Roland	1962
8.	225	Lionel Wilson	1981
9.	224	Robert Newhouse	1969-71
10.	222	D.C. Nobles	1973

ALL-PURPOSE

MOST PLAYS

1.	46	Robert Newhouse	1969-71
2.	45	Terald Clark	1980-80
3.	40	Allen Polk	1980-81
4.	40	Danny Davis	1977-79
5.	35	Terry Elston	1980-80
6.	33	Jackie Battle	2003-06
7.	32	Jim Strong	1969
8.	31	Anthony Alridge	2005-07
	31	Vincent Marshall	2003-06
10.	28	Gene Shannon	1952
	28	Bryce Beall	2008-11

MOST YARDS GAINED

1.	510	Vincent Marshall	2003-06
2.	402	Tyron Carrier	2008-11
3.	282	Robert Newhouse	1969-71
4.	270	Patrick Edwards	2008-11
5.	263	Donnie Avery	2003-07
6.	236	Bryce Beall	2008-11
7.	231	Marshall Johnson	1971-74
8.	218	James Dixon	1988
9.	217	Jackie Battle	2003-06
10.	207	Terald Clark	1980-80



CAREER BOWL RECORDS

PUNTING

MOST PUNTS

1.	16	Lonnie Stokes	1981-85
2.	12	Jay Wyatt	1977-79
3.	10	Chase Turner	2007-2009
	10	Justin Laird	2004-06
5.	9	Mark Ford	1980-80
6.	8	Simon Rodriguez	1988
7.	6	Richie Leone	2010-
8.	5	Jimmy McClary	2003
	5	Hal Roberts	1971-73
10.	3	Ignacio Saucedo	1996
	3	Bobby Brezina	1962

HIGHEST AVERAGE YARDS/PUNT (Min. 5 punts)

1.	47.8	Chase Turner (10-478)	2007
2.	46.6	Jimmy McClary (5-233)	2003
3.	44.1	Justin Laird (10-441)	2003-06
4.	44.8	Simon Rodriguez (8-358)	1988
5.	42.5	Richie Leone (6-255)	2010-
6.	41.0	Hal Roberts (5-205)	1971-73
7.	40.6	Mark Ford (9-365)	1980-80

PUNT RETURNS

MOST RETURNS

1.	7	Lonell Phea	1979-81
2.	6	Joe Rust	1973-74
3.	3	Vincent Marshall	2003-06
	3	Chad McCullar	2003
	3	Mecridric Calloway	1988
	3	Erick Brown	1977
7.	2	Charles West	1996
	2	Calvin Achey	1969
	2	Billy Smith	1962
10.	1	Damian Payne	2011-

MOST YARDS RETURNED

1.	83	Chad McCullar	2003
2.	70	Joe Lopasky	1962
3.	34	Tyron Carrier	2008-11
	34	Lonell Phea	1979-81
5.	28	Billy Smith	1962
6.	26	Mecridric Calloway	1988
7.	20	Joe Rust	1973-74
8.	16	Vincent Marshall	2003-06
9.	10	Charles West	1996
10.	6	Patrick Edwards	2008-11

KICKOFF RETURNS

MOST RETURNS

1.	7	Vincent Marshall	2003-06
2.	6	Tyron Carrier	2008-11
3.	6	Marshall Johnson	1971-73
4.	5	Ketric Sanford	1996
5.	4	Anthony Alridge	2004-07
	4	James Dixon	1988
	4	Earl Allen	1985
	4	Robert Newhouse	1969-71
9.	3	A. J. Dugat	2009
	3	Ricky Wilson	2003
	3	Chad McCullar	2003
	3	Don Bass	1974
	3	Eddie Wright	1980

MOST YARDS RETURNED

1.	192	Tyron Carrier	2008-11
2.	166	James Dixon	1988
3.	148	Earl Allen	1985
4.	138	Ketric Sanford	1996
5.	126	Vincent Marshall	2003-06
6.	87	Don Bass	1974
7.	84	Ricky Wilson	2003

8.	83	Anthony Alridge	2004-07
9.	66	Willie Roberts	1969-73
10.	64	Eddie Wright	1980

INTERCEPTIONS

MOST INTERCEPTIONS

1.	2	Nick Saenz	2008-11
2	2	Elvis Bradley	1979-80
2	2	Joe Rust	1974
2	2	Jack Howton	1952
4.	1	done by 22 players	

MOST YARDS RETURNED

1.	72	Alton Montgomery	1988
2.	41	Joe Rust	1974
3.	32	Will Gulley	2003-06
4.	25	Audrey McMillan	1985
	25	Kenny Hatfield	1979
6.	21	Calvin Eason	1981
7.	19	Richard Harrington	1969
8.	11	Phillip Steward	2009-12
	11	Deryl McGallion	1973
10.	10	David Hodge	1979

TOTAL RETURNS

MOST RETURNS

1.	10	Vincent Marshall	2003-06
2.	9	Lonell Phea	1979-80
3.	8	Joe Rust	1973-74
4.	7	Tyron Carrier	2008-11
5.	6	Marshall Johnson	1971-73
6.	5	Ketric Sanford	1996
	5	Bobby Brezina	1962
8.	4	Mark Hafner	2006-08
	4	Anthony Alridge	2004-07
	4	James Dixon	1988
	4	Earl Allen	1985
	4	Robert Newhouse	1969-71

MOST YARDS RETURNED

1.	226	Tyron Carrier	2008-11
2.	166	James Dixon	1988
3.	148	Earl Allen	1985
4.	142	Vincent Marshall	2003-06
5.	138	Ketric Sanford	1996
6.	96	Tyron Carrier	2008
7.	87	Don Bass	1974
8.	84	Ricky Wilson	2003
9.	83	Anthony Alridge	2004-07
	83	Chad McCullar	2003

TACKLES

MOST TACKLES

1.	48	Marcus McGraw	2008-11
2.	30	Grady Turner	1980-81
3.	29	David Hodge	1977-80
4.	28	Kenneth Fontenette	2005-08
	28	Cody Pree	2004-08
6.	25	Cody Lubojasky	2005-08
7.	24	Rocky Schwartz	2003-07
8.	23	Paul Humphreys	1974-77
9.	21	Ernest Miller	2004-08
10.	19	Donnie Love	1979-81

SCORING

MOST POINTS SCORED

1.	30	Jackie Battle	2003-06
2.	24	Joe Lopasky	1962
	24	Gene Shannon	1952
4.	20	Matt Hogan	2008-11
5.	18	Terald Clark	1980
6.	14	Terry Elston	1980-80
7.	13	Lennard Coplin	1974-77
	13	Bill McMillan	1962
9.	12	12 times	
		Most recent: Patrick Edwards, 2008-11	

MOST TOUCHDOWNS SCORED

1.	5	Jackie Battle	2003-06
2.	4	Joe Lopasky	1962
	4	Gene Shannon	1952
4.	3	Patrick Edwards	2008-11
	3	Vincent Marshall	2003-06
	3	Terald Clark	1980
7.	2	Case Keenum	2007-11
	2	Andre Kohn	2007
	2	Antowain Smith	1996
	2	Chuck Weatherspoon	1988
	2	Terry Elston	1980-80
	2	Danny Davis	1979
	2	Alois Blackwell	1977
	2	John Housman	1974
	2	Marshall Johnson	1973-74
	2	Donnie McGraw	1973
	2	Jim Strong	1969
	2	Bobby Brezina	1962

MOST FIELD GOALS SCORED

1.	5	Matt Hogan	2009-12
2.	3	T.J. Lawrence	2005-07
3.	2	Jordan Mannisto	2008-11
	2	Dustin Bell	2003
	2	Lennard Coplin	1974-77
	2	Kenny Hatfield	1979-80
7.	1	Ben Bell	2005-2008
	1	Sebastian Villarreal	1996
	1	Roman Anderson	1988
	1	Carlos Lopez	1969

MOST FIELD GOALS ATTEMPTED

1.	7	Matt Hogan	2009-12
2.	4	T.J. Lawrence	2005-07
3.	3	Lennard Coplin	1974-77
	3	Kenny Hatfield	1979-80
5.	2	Jordan Mannisto	2008-11
	2	Dustin Bell	2003
	2	Carlos Lopez	1969
8.	1	Ben Bell	2005-2008
	1	Sebastian Villarreal	1996
	1	Roman Anderson	1988
	1	Mike Clendenen	1981-85
	1	Jeff Shaffer	1980
	1	Mike Parrott	1969

MOST PATS SCORED

1.	7	Lennard Coplin	1974-77
	7	Bill McMillan	1962
3.	6	Dustin Bell	2003
	6	Mike Clendenen	1981-85
	6	Kenny Hatfield	1979-80
6.	5	Matt Hogan	2009-12
	5	Ricky Terrell	1973
8.	4	Jordan Mannisto	2008-11
	4	Ben Bell	2005
10.	3	Jeff Shaffer	1980
	3	Carlos Lopez	1969

2013 SEASON

COACHING STAFF

THE COUGARS

SEASON REVIEW

BOWL HISTORY

TEAM BOWL RECORDS

2013 SEASON

COACHING STAFF

THE COUGARS

SEASON REVIEW

BOWL HISTORY

FIRST DOWNS

MOST FIRST DOWNS

Houston

1.	31	Dayton, Salad Bowl	1952
2.	27	South Carolina, AutoZone Liberty Bowl	2006
3.	26	Oklahoma, Sun Bowl	1981
	26	Tulane, Bluebonnet Bowl	1973

Both Teams

1.	55	Hawai'i, Sheraton Hawai'i Bowl	2003
2.	52	South Carolina, AutoZone Liberty Bowl	2006
3.	45	NC State, Bluebonnet Bowl	1974
	45	Air Force, Bell Helicopter Armed Forces Bowl	2009

Opponents

1.	30	Hawai'i, Sheraton Hawai'i Bowl	2003
2.	29	Kansas, Fort Worth Bowl	2005
3.	28	Washington State, Aloha Bowl	1988

FEWEST FIRST DOWNS

Houston

1.	13	Syracuse, Liberty Bowl	1996
	13	Washington State, Aloha Bowl	1988
3.	15	Boston College, Cotton Bowl	1985
	15	Kansas, Fort Worth Bowl	2005

Both Teams

1.	29	Notre Dame, Cotton Bowl	1979
2.	31	Nebraska, Cotton Bowl	1980
3.	35	Miami (Ohio), Tangerine Bowl	1962

Opponents

1.	10	Tulane, Bluebonnet Bowl	1973
2.	11	Dayton, Salad Bowl	1952
3.	12	Navy, Garden State Bowl	1980

RUSHING

MOST ATTEMPTS

Houston

1.	78	Navy, Garden State Bowl	1980
2.	69	NC State, Bluebonnet Bowl	1974
3.	64	Maryland, Cotton Bowl	1977
	64	Auburn, Bluebonnet Bowl	1969

Both Teams

1.	113	Navy, Garden State Bowl	1980
2.	112	Colorado, Bluebonnet Bowl	1971
3.	110	NC State, Bluebonnet Bowl	1974

Opponents

1.	72	Air Force, Bell Helicopter Armed Forces Bowl	2009
2.	67	Air Force, Bell Helicopter Armed Forces Bowl	2008
3.	64	Syracuse, Liberty Bowl	1996

FEWEST ATTEMPTS

Houston

1.	16	Penn State, TicketCity Bowl	2012
2.	20	Air Force, Bell Helicopter Armed Forces Bowl	2009
3.	21	Washington State, Aloha Bowl	1988

Both Teams

1.	60	Penn State, TicketCity Bowl	2012
2.	63	Kansas, Fort Worth Bowl	2005
3.	69	TCU, Texas Bowl	2007

Opponents

1.	25	Auburn, Bluebonnet Bowl	1969
2.	34	Miami (Ohio), Tangerine Bowl	1962
3.	35	Navy, Garden State Bowl	1980

MOST NET YARDS

Houston

1.	405	Navy, Garden State Bowl	1980
2.	402	Tulane, Bluebonnet Bowl	1973
3.	376	Auburn, Bluebonnet Bowl	1969

Both Teams

1.	566	Oklahoma, Sun Bowl	1981
2.	552	Colorado, Bluebonnet Bowl	1971
3.	540	Navy, Garden State Bowl	1980

Opponents

1.	409	Oklahoma, Sun Bowl	1981
2.	402	Air Force, Bell Helicopter Armed Forces Bowl	2009
3.	396	Syracuse, Liberty Bowl	1996

FEWEST NET YARDS

Houston

1.	30	Kansas, Fort Worth Bowl	2005
2.	32	TCU, Texas Bowl	2007
3.	68	Penn State, TicketCity Bowl	2012
	68	Washington State, Aloha Bowl	1988

Both Teams

1.	148	TCU, Texas Bowl	2007
2.	228	Kansas, Fort Worth Bowl	2005
3.	237	Penn State, TicketCity Bowl	2012

Opponents

1.	1	Auburn, Bluebonnet Bowl	1969
2.	54	Miami (Ohio), Tangerine Bowl	1962
3.	102	Tulane, Bluebonnet Bowl	1973

PASSING

MOST ATTEMPTS

Houston

1.	69	Penn State, TicketCity Bowl	2012
2.	44	Kansas, Fort Worth Bowl	2005
3.	41	Air Force, Bell Helicopter Armed Forces Bowl	2009

Both Teams

1.	96	Penn State, TicketCity Bowl	2012
2.	81	Hawai'i, Sheraton Hawai'i Bowl	2003
3.	78	Kansas, Fort Worth Bowl	2005

Opponents

1.	47	Hawai'i, Sheraton Hawai'i Bowl	2003
2.	40	Miami (Ohio), Tangerine Bowl	1962
3.	37	Boston College, Cotton Bowl	1985
	37	Notre Dame, Cotton Bowl	1979
	37	Auburn, Bluebonnet Bowl	1969

FEWEST ATTEMPTS

Houston

1.	7	Navy, Garden State Bowl	1980
2.	7	Dayton, Salad Bowl	1952
3.	8	Maryland, Cotton Bowl	1977

Both Teams

1.	29	Dayton, Salad Bowl	1952
2.	32	Navy, Garden State Bowl	1980
3.	34	Oklahoma, Sun Bowl	1981

Opponents

1.	5	Oklahoma, Sun Bowl	1981
2.	10	Syracuse, Liberty Bowl	1996
3.	14	Air Force, Bell Helicopter Armed Forces Bowl	2009

MOST COMPLETED

Houston

1.	45	Penn State, TicketCity Bowl	2012
2.	27	South Carolina, AutoZone Liberty Bowl	2007
3.	23	TCU, Texas Bowl	2007

Both Teams

1.	52	Penn State, TicketCity Bowl	2012
2.	48	Hawai'i, Sheraton Hawai'i Bowl	2003
3.	46	South Carolina, AutoZone Liberty Bowl	2007

Opponents

1.	29	Hawai'i, Sheraton Hawai'i Bowl	2003
2.	21	TCU, Texas Bowl	2007
	21	Kansas, Fort Worth Bowl	2005

FEWEST COMPLETED

Houston

1.	3	Navy, Garden State Bowl	1980
2.	4	Notre Dame, Cotton Bowl	1979
	4	Dayton, Salad Bowl	1952

Both Teams

1.	10	Navy, Garden State Bowl	1980
2.	13	Notre Dame, Cotton Bowl	1979
3.	14	Dayton, Salad Bowl	1952

Opponents

1.	1	Oklahoma, Sun Bowl	1981
2.	4	Syracuse, Liberty Bowl	1996
3.	6	Tulane, Bluebonnet Bowl	1973

HIGHEST COMP PCT. (Min. 10 att.)

Houston

1.	68.4	Miami (Ohio), Tangerine Bowl (13-of-19)	1962
2.	67.5	South Carolina, AutoZone Liberty Bowl (27-of-40)	2007
3.	66.7	Air Force, Bell Helicopter Armed Forces Bowl (22-of-32)	2008

Opponents

1.	71.4	Air Force, Armed Forces Bowl (10-14)	2009
2.	70.0	TCU, Texas Bowl (21-of-30)	2007
3.	65.6	Kansas, Fort Worth Bowl (21-of-32)	2005

LOWEST COMP PCT. (Min. 10 att.)

Houston

1.	30.8	Notre Dame, Cotton Bowl (4-of-13)	1979
2.	31.0	Boston College, Cotton Bowl (9-of-29)	1985
3.	42.3	Colorado, Bluebonnet Bowl (11-of-26)	1971

Opponents

1.	20.0	Oklahoma, Sun Bowl (1-of-5)	1981
2.	25.9	Penn State, TicketCity Bowl (7-27)	2012
3.	28.0	Navy, Garden State Bowl (7-of-25)	1980

MOST NET YARDS

Houston

1.	532	Penn State, TicketCity Bowl	2012
2.	392	South Carolina, AutoZone Liberty Bowl	2007
3.	335	TCU, Texas Bowl	2007

Both Teams

1.	859	Hawai'i, Sheraton Hawai'i Bowl	2003
2.	715	South Carolina, AutoZone Liberty Bowl	2007
3.	669	Penn State, TicketCity Bowl	2012

Opponents

1.	527	Hawai'i, Sheraton Hawai'i Bowl	2003
2.	340	Kansas, Fort Worth Bowl	2005
3.	323	South Carolina, AutoZone Liberty Bowl	2007

FEWEST NET YARDS

Houston

1.	45	Navy, Garden State Bowl	1980
2.	60	Notre Dame, Cotton Bowl	1979
3.	108	Maryland, Cotton Bowl	1977

Both Teams

1.	110	Navy, Garden State Bowl	1980
2.	210	Nebraska, Cotton Bowl	1980
3.	223	Notre Dame, Cotton Bowl	1979

Opponents

1.	-2	Oklahoma, Sun Bowl	1981
2.	62	Colorado, Bluebonnet Bowl	1971
3.	65	Navy, Garden State Bowl	1980



TEAM BOWL RECORDS

2013 SEASON

COACHING STAFF

THE COUGARS

SEASON REVIEW

BOWL HISTORY

MOST PASSES INTERCEPTED

Houston

1.	6	Air Force, Bell Helicopter Armed Forces Bowl.....	2009
2.	4	Notre Dame, Cotton Bowl.....	1979
3.	3	Kansas, Fort Worth Bowl.....	2005

Both Teams

1.	6	Air Force, Bell Helicopter Armed Forces Bowl.....	2009
2.	5	Tulane, Bluebonnet Bowl.....	1973
3.	4	Boston College, Cotton Bowl.....	1985
4.	4	Notre Dame, Cotton Bowl.....	1979
4.	4	NC State, Bluebonnet Bowl.....	1974
4.	4	Auburn, Bluebonnet Bowl.....	1969

Opponents

1.	4	Tulane, Bluebonnet Bowl.....	1973
2.	3	Penn State, TicketCity Bowl.....	2012
3.	2	Boston College, Cotton Bowl.....	1985
2.	2	NC State, Bluebonnet Bowl.....	1974
2.	2	Auburn, Bluebonnet Bowl.....	1969
2.	2	Dayton, Salad Bowl.....	1952

MOST TOUCHDOWN PASSES

Houston

1.	3	Penn State, TicketCity Bowl.....	2012
3	3	Miami (Ohio), Tangerine Bowl.....	1962
3	3	South Carolina, AutoZone Liberty Bowl.....	2007
4.	2	Hawai'i, Sheraton Hawai'i Bowl.....	2003
2	2	Washington State, Aloha Bowl.....	1988
2	2	Air Force, Bell Helicopter Armed Forces Bowl.....	2009

Both Teams

1.	7	Air Force, Bell Helicopter Armed Forces Bowl.....	2009
7	7	Hawai'i, Sheraton Hawai'i Bowl.....	2003
7	7	South Carolina, AutoZone Liberty Bowl.....	2007

Opponents

1.	5	Air Force, Bell Helicopter Armed Forces Bowl.....	2009
5	5	Hawai'i, Sheraton Hawai'i Bowl.....	2003
3.	4	Kansas, Fort Worth Bowl.....	2005
4	4	South Carolina, AutoZone Liberty Bowl.....	2007

TOTAL OFFENSE

MOST PLAYS

Houston

1.	88	Hawai'i, Sheraton Hawai'i Bowl.....	2003
88	88	Oklahoma, Sun Bowl.....	1981
3.	85	Penn State, TicketCity Bowl.....	2012
85	85	Navy, Garden State Bowl.....	1980

Both Teams

1.	173	Hawai'i, Sheraton Hawai'i Bowl.....	2003
2.	158	Boston College, Cotton Bowl.....	1985
3.	156	Penn State, TicketCity Bowl.....	2012

Opponents

1.	87	Boston College, Cotton Bowl.....	1985
2.	86	Air Force, Bell Helicopter Armed Forces Bowl.....	2009
3.	85	Hawai'i, Sheraton Hawai'i Bowl.....	2003
85	85	Air Force, Bell Helicopter Armed Forces Bowl.....	2008

FEWEST PLAYS

Houston

1.	55	Syracuse, Liberty Bowl.....	1996
2.	59	Miami (Ohio), Tangerine Bowl.....	1962
3.	61	Washington State, Aloha Bowl.....	1988
61	61	Air Force, Bell Helicopter Armed Forces Bowl.....	2009

Both Teams

1.	126	Maryland, Cotton Bowl.....	1977
2.	129	Syracuse, Liberty Bowl.....	1996
3.	133	Miami (Ohio), Tangerine Bowl.....	1962

Opponents

1.	59	Oklahoma, Sun Bowl.....	1981
2.	60	Navy, Garden State Bowl.....	1980
3.	62	Auburn, Bluebonnet Bowl.....	1969

MOST NET YARDS

Houston

1.	655	Tulane, Bluebonnet Bowl.....	1973
2.	600	Penn State, TicketCity Bowl.....	2012
3.	527	South Carolina, AutoZone Liberty Bowl.....	2007

Both Teams

1.	1,158	Hawai'i, Sheraton Hawai'i Bowl.....	2003
2.	1,039	South Carolina, AutoZone Liberty Bowl.....	2007
3.	906	Penn State, TicketCity Bowl.....	2012

Opponents

1.	641	Hawai'i, Sheraton Hawai'i Bowl.....	2003
2.	563	Air Force, Bell Helicopter Armed Forces Bowl.....	2009
3.	538	Kansas, Fort Worth Bowl.....	2005

FEWEST NET YARDS

Houston

1.	241	Washington State, Aloha Bowl.....	1988
2.	244	Kansas, Fort Worth Bowl.....	2005
3.	289	Notre Dame, Cotton Bowl.....	1979

Both Teams

1.	547	Washington State, Aloha Bowl.....	1988
2.	552	Nebraska, Cotton Bowl.....	1980
3.	583	Notre Dame, Cotton Bowl.....	1979

Opponents

1.	173	Tulane, Bluebonnet Bowl.....	1973
2.	189	Auburn, Bluebonnet Bowl.....	1969
3.	200	Navy, Garden State Bowl.....	1980

PUNTING

MOST PUNTS

Houston

1.	10	Boston College, Cotton Bowl.....	1985
10	10	Notre Dame, Cotton Bowl.....	1979
3.	8	Washington State, Aloha Bowl.....	1988

Both Teams

1.	18	Boston College, Cotton Bowl.....	1985
2.	17	Nebraska, Cotton Bowl.....	1980
17	17	Notre Dame, Cotton Bowl.....	1979

Opponents

1.	10	Nebraska, Cotton Bowl.....	1980
2.	9	Penn State, TicketCity Bowl.....	2012
9	9	Tulane, Bluebonnet Bowl.....	1973

FEWEST PUNTS

Houston

1.	2	Air Force, Bell Helicopter Armed Forces Bowl.....	2009
2	2	Navy, Garden State Bowl.....	1980
2	2	NC State, Bluebonnet Bowl.....	1974
2	2	Colorado, Bluebonnet Bowl.....	1971
2	2	Auburn, Bluebonnet Bowl.....	1969

Both Teams

1.	4	Air Force, Bell Helicopter Armed Forces Bowl.....	2009
2.	5	Colorado, Bluebonnet Bowl.....	1971
5	5	South Carolina, AutoZone Liberty Bowl.....	2007

Opponents

1.	2	Air Force, Bell Helicopter Armed Forces Bowl.....	2009
2	2	Kansas, Fort Worth Bowl.....	2005
3.	3	Air Force Fort Worth Bowl.....	2008
3	3	Colorado, Bluebonnet Bowl.....	1971
3	3	South Carolina, AutoZone Liberty Bowl.....	2007

HIGHEST AVERAGE (Min. 3)

Houston

1.	50.2	TCU, Texas Bowl.....	2007
2.	46.6	Hawai'i, Sheraton Hawai'i Bowl.....	2003
45.5	45.5	Air Force, Bell Helicopter Armed Forces Bowl.....	2009

Opponents

1.	46.0	Washington State, Aloha Bowl.....	1988
2.	45.8	Dayton, Salad Bowl.....	1952
3.	43.7	Air Force, Fort Worth Bowl.....	2008
43.7	43.7	Maryland, Cotton Bowl.....	1977

PUNT RETURNS

MOST PUNTS RETURNED

Houston

1.	5	Tulane, Bluebonnet Bowl.....	1973
2.	4	Oklahoma, Sun Bowl.....	1981
4	4	Maryland, Cotton Bowl.....	1977
4	4	Miami (Ohio), Tangerine Bowl.....	1962

Both Teams

1.	8	Kansas, Fort Worth Bowl.....	2005
2.	7	Hawai'i, Sheraton Hawai'i Bowl.....	2003
7	7	Notre Dame, Cotton Bowl.....	1979

Opponents

1.	5	Notre Dame, Cotton Bowl.....	1979
2.	4	Hawai'i, Sheraton Hawai'i Bowl.....	2003
3.	3	Penn State, TicketCity Bowl.....	2012
3	3	TCU, Texas Bowl.....	2007
3	3	Washington State, Aloha Bowl.....	1988
3	3	Nebraska, Cotton Bowl.....	1980

FEWEST PUNTS RETURNED

Houston

1.	0	Air Force, Bell Helicopter Armed Forces Bowl.....	2009
0	0	Colorado, Bluebonnet Bowl.....	1971
2.	1	TCU, Texas Bowl.....	2007
1	1	South Carolina, AutoZone Liberty Bowl.....	2007
1	1	Boston College, Cotton Bowl.....	1985
1	1	Navy, Garden State Bowl.....	1980
1	1	NC State, Bluebonnet Bowl.....	1974

Both Teams

1.	0	Colorado, Bluebonnet Bowl.....	1971
2.	1	Air Force, Bell Helicopter Armed Forces Bowl.....	2009
1	1	Navy, Garden State Bowl.....	1980
1	1	NC State, Bluebonnet Bowl.....	1974

Opponents

1.	0	Oklahoma, Sun Bowl.....	1981
0	0	Navy, Garden State Bowl.....	1980
0	0	NC State, Bluebonnet Bowl.....	1974
0	0	Colorado, Bluebonnet Bowl.....	1971

MOST YARDS RETURNED

Houston

1.	97	Miami (Ohio), Tangerine Bowl.....	1962
2.	83	Hawai'i, Sheraton Hawai'i Bowl.....	2003
3.	34	Air Force, Fort Worth Bowl.....	2008

Both Teams

1.	114	Miami (Ohio), Tangerine Bowl.....	1962
2.	113	Kansas, Fort Worth Bowl.....	2005
3.	105	Hawai'i, Sheraton Hawai'i Bowl.....	2003

Opponents

1.	108	Kansas, Fort Worth Bowl.....	2005
2.	65	TCU, Texas Bowl.....	2007
3.	58	Nebraska, Cotton Bowl.....	1980

FEWEST YARDS RETURNED

Houston

1.	-5	Maryland, Cotton Bowl.....	1977
2.	-2	Notre Dame, Cotton Bowl.....	1979
3.	0	Air Force, Bell Helicopter Armed Forces Bowl.....	2009
0	0	TCU, Texas Bowl.....	2007
0	0	Colorado, Bluebonnet Bowl.....	1971

Both Teams

1.	0	Colorado, Bluebonnet Bowl.....	1971
2.	1	Boston College, Cotton Bowl.....	1985
1	1	Navy, Garden State Bowl.....	1980

Opponents

1.	-1	Boston College, Cotton Bowl.....	1985
2.	0	Oklahoma, Sun Bowl.....	1981
0	0	Navy, Garden State Bowl.....	1980
0	0	NC State, Bluebonnet Bowl.....	1974
0	0	Colorado, Bluebonnet Bowl.....	1971

TEAM BOWL RECORDS

2013 SEASON

COACHING STAFF

THE COUGARS

SEASON REVIEW

BOWL HISTORY

TOTAL RETURNS (KOR AND PR)

MOST RETURNS

Houston

1.	8	Kansas, Fort Worth Bowl	2005
8		Boston College, Cotton Bowl	1985
8		Maryland, Cotton Bowl	1977
8		Washington State, Aloha Bowl	1988

Both Teams

1.	16	Maryland, Cotton Bowl	1977
16		Tulane, Bluebonnet Bowl	1973
16		Miami (Ohio), Tangerine Bowl	1962
16		Washington State, Aloha Bowl	1988

Opponents

1.	11	Notre Dame, Cotton Bowl	1979
2.	9	Penn State, TicketCity Bowl	2012
9		Tulane, Bluebonnet Bowl	1973
9		Miami (Ohio), Tangerine Bowl	1962

FEWEST RETURNS

Houston

1.	2	Navy, Garden State Bowl	1980
2.	4	Notre Dame, Cotton Bowl	1979
4		South Carolina, AutoZone Liberty Bowl	2007

Both Teams

1.	7	Air Force, Fort Worth Bowl	2008
7		Oklahoma, Sun Bowl	1981
3.	8	Navy, Garden State Bowl	1980

Opponents

1.	0	Oklahoma, Sun Bowl	1981
2.	4	Colorado, Bluebonnet Bowl	1971
3.	5	Air Force, Fort Worth Bowl	2008
5		South Carolina, AutoZone Liberty Bowl	2007
5		Syracuse, Liberty Bowl	1996
5		Boston College, Cotton Bowl	1985
5		NC State, Bluebonnet Bowl	1974

MOST YARDS RETURNED (KOR AND PR)

Houston

1.	217	Washington State, Aloha Bowl	1988
2.	191	Hawai'i, Sheraton Hawai'i Bowl	2003
3.	189	Boston College, Cotton Bowl	1985

Both Teams

1.	392	Washington State, Aloha Bowl	1988
2.	372	Miami (Ohio), Tangerine Bowl	1962
3.	306	Air Force, Bell Helicopter Armed Forces Bowl	2009

Opponents

1.	229	Tulane, Bluebonnet Bowl	1973
2.	192	Miami (Ohio), Tangerine Bowl	1962
3.	184	Notre Dame, Cotton Bowl	1979

FEWEST YARDS RETURNED

Houston

1.	20	Navy, Garden State Bowl	1980
2.	31	Notre Dame, Cotton Bowl	1979
3.	64	Kansas, Fort Worth Bowl	2005
64		Colorado, Bluebonnet Bowl	1971

Both Teams

1.	72	Oklahoma, Sun Bowl	1981
2.	129	Colorado, Bluebonnet Bowl	1971
3.	136	Navy, Garden State Bowl	1980

Opponents

1.	0	Oklahoma, Sun Bowl	1981
2.	41	Boston College, Cotton Bowl	1985
3.	51	Hawai'i, Sheraton Hawai'i Bowl	2003

INTERCEPTIONS

Houston

1.	4	Notre Dame, Cotton Bowl	1979
4		Tulane, Bluebonnet Bowl	1973
3.	3	Kansas, Fort Worth Bowl	2005
4.	2	Six times	

Both Teams

1.	6	Air Force, Bell Helicopter Armed Forces Bowl	2009
2.	5	Tulane, Bluebonnet Bowl	1973
3.	4	Boston College, Cotton Bowl	1985
4		Notre Dame, Cotton Bowl	1979
4		NC State, Bluebonnet Bowl	1974
4		Auburn, Bluebonnet Bowl	1969

Opponents

1.	6	Air Force, Bell Helicopter Armed Forces Bowl	2009
2.	3	Penn State, TicketCity Bowl	2012
3.	2	Hawai'i, Sheraton Hawai'i Bowl	2003
2		Boston College, Cotton Bowl	1985
2		NC State, Bluebonnet Bowl	1974
2		Auburn, Bluebonnet Bowl	1969

MOST YARDS RETURNED

Houston

1.	43	Notre Dame, Cotton Bowl	1979
2.	41	NC State, Bluebonnet Bowl	1974
3.	32	Hawai'i, Sheraton Hawai'i Bowl	2003

Both Teams

1.	103	Washington State, Aloha Bowl	1988
2.	51	NC State, Bluebonnet Bowl	1974
3.	49	Oklahoma, Sun Bowl	1981

Opponents

1.	45	Kansas, Fort Worth Bowl	2005
2.	41	Air Force, Bell Helicopter Armed Forces Bowl	2009
3.	31	Washington State, Aloha Bowl	1988

FUMBLES

MOST FUMBLES

Houston

1.	8	Navy, Garden State Bowl	1980
2.	7	Nebraska, Cotton Bowl	1980
3.	6	Notre Dame, Cotton Bowl	1979
6		Tulane, Bluebonnet Bowl	1973
6		Dayton, Salad Bowl	1952

Both Teams

1.	12	Navy, Garden State Bowl	1980
2.	10	NC State, Bluebonnet Bowl	1974
3.	9	Notre Dame, Cotton Bowl	1979
9		Dayton, Salad Bowl	1952

Opponents

1.	5	NC State, Bluebonnet Bowl	1974
2.	4	Navy, Garden State Bowl	1980
4		Colorado, Bluebonnet Bowl	1971

FEWEST FUMBLES

Houston

1.	0	Penn State, TicketCity Bowl	2012
0		Air Force, Bell Helicopter Armed Forces Bowl	2009
0		TCU, Texas Bowl	2007
4.	1	Kansas, Fort Worth Bowl	2005

Both Teams

1.	0	TCU, Texas Bowl	2007
2.	1	Air Force, Bell Helicopter Armed Forces Bowl	2009
1		Miami (Ohio), Tangerine Bowl	1962

Opponents

1.	0	TCU, Texas Bowl	2007
2.	1	Air Force, Bell Helicopter Armed Forces Bowl	2009
1		South Carolina, AutoZone Liberty Bowl	2007
1		Kansas, Fort Worth Bowl	2005
1		Nebraska, Cotton Bowl	1980
1		Maryland, Cotton Bowl	1977
1		Auburn, Bluebonnet Bowl	1969
1		Miami (Ohio), Tangerine Bowl	1962

MOST FUMBLES LOST

Houston

1.	4	Tulane, Bluebonnet Bowl	1973
2.	3	Oklahoma, Sun Bowl	1981
3		Navy, Garden State Bowl	1980
3		Nebraska, Cotton Bowl	1980
3		Notre Dame, Cotton Bowl	1979
3		Maryland, Cotton Bowl	1977
3		NC State, Bluebonnet Bowl	1974
3		Dayton, Salad Bowl	1952

Both Teams

1.	6	Notre Dame, Cotton Bowl	1979
2.	5	Navy, Garden State Bowl	1980
5		Tulane, Bluebonnet Bowl	1973

Opponents

1.	3	Notre Dame, Cotton Bowl	1979
2.	2	Air Force, Bell Helicopter Armed Forces Bowl	2008
2		Navy, Garden State Bowl	1980

FEWEST FUMBLES LOST

Houston

1.	0	Penn State, TicketCity Bowl	2012
0		Air Force, Bell Helicopter Armed Forces Bowl	2009
0		TCU, Texas Bowl	2007
0		Kansas, Fort Worth Bowl	2005
0		Hawai'i, Sheraton Hawai'i Bowl	2003
0		Miami (Ohio), Tangerine Bowl	1962

Both Teams

1.	0	Penn State, TicketCity Bowl	2012
0		TCU, Texas Bowl	2007
0		Miami (Ohio), Tangerine Bowl	1962
3.	1	Air Force, Bell Helicopter Armed Forces Bowl	2009
1		South Carolina, AutoZone Liberty Bowl	2007
1		Kansas, Fort Worth Bowl	2005
1		Hawai'i, Sheraton Hawai'i Bowl	2003

Opponents

1.	0	Penn State, TicketCity Bowl	2012
0		TCU, Texas Bowl	2007
0		South Carolina, AutoZone Liberty Bowl	2007
0		Colorado, Bluebonnet Bowl	1971
0		Miami (Ohio), Tangerine Bowl	1962

TURNOVERS

Houston

1.	5	NC State, Bluebonnet Bowl	1974
5		Tulane, Bluebonnet Bowl	1973
3.	4	Boston College, Cotton Bowl	1985
4		Oklahoma, Sun Bowl	1981
4		Navy, Garden State Bowl	1980
4		Auburn, Bluebonnet Bowl	1969

Both Teams

1.	10	Notre Dame, Cotton Bowl	1979
10		Tulane, Bluebonnet Bowl	1973
3.	8	NC State, Bluebonnet Bowl	1974

Opponents

1.	7	Notre Dame, Cotton Bowl	1979
7		Air Force, Bell Helicopter Armed Forces Bowl	2009
3.	5	Tulane, Bluebonnet Bowl	1973
4.	3	Penn State, TicketCity Bowl	2012
3		Boston College, Cotton Bowl	1985
3		Navy, Garden State Bowl	1980
3		NC State, Bluebonnet Bowl	1974
3		Auburn, Bluebonnet Bowl	1969
3		Dayton, Salad Bowl	1952



TEAM BOWL RECORDS

2013 SEASON

COACHING STAFF

THE COUGARS

SEASON REVIEW

BOWL HISTORY

FEWEST TURNOVERS

Houston

1.	0	Penn State, TicketCity Bowl	2012
	0	TCU, Texas Bowl	2007
	0	Air Force, Bell Helicopter Armed Forces Bowl	2009
4.	1	Syracuse, Liberty Bowl	1996
	1	Miami (Ohio), Tangerine Bowl	1962

Both Teams

1.	1	TCU, Texas Bowl	2007
	1	Syracuse, Liberty Bowl	1996
3.	2	Miami (Ohio), Tangerine Bowl	1962

Opponents

1.	0	Syracuse, Liberty Bowl	1996
2.	1	TCU, Texas Bowl	2007
	1	South Carolina, AutoZone Liberty Bowl	2007
	1	Kansas, Fort Worth Bowl	2005
	1	Maryland, Cotton Bowl	1977
	1	Colorado, Bluebonnet Bowl	1971

PENALTIES

MOST PENALTIES

Houston

1.	10	Hawai'i, Sheraton Hawai'i Bowl	2003
2.	9	Washington State, Aloha Bowl	1988
3.	7	Boston College, Cotton Bowl	1985
	7	Miami (Ohio), Tangerine Bowl	1962
	7	Dayton, Salad Bowl	1952

Both Teams

1.	20	Washington State, Aloha Bowl	1988
2.	18	Kansas, Fort Worth Bowl	2005
3.	17	TCU, Texas Bowl	2007

Opponents

1.	14	Kansas, Fort Worth Bowl	2005
2.	11	TCU, Texas Bowl	2007
	11	Washington State, Aloha Bowl	1988

FEWEST PENALTIES

Houston

1.	2	Oklahoma, Sun Bowl	1981
	2	Nebraska, Cotton Bowl	1980
	2	Colorado, Bluebonnet Bowl	1971

Both Teams

1.	4	NC State, Bluebonnet Bowl	1974
2.	6	Navy, Garden State Bowl	1980
3.	7	Air Force, Bell Helicopter Armed Forces Bowl	2008

Opponents

1.	1	NC State, Bluebonnet Bowl	1974
2.	2	Navy, Garden State Bowl	1980
3.	3	Air Force, Bell Helicopter Armed Forces Bowl	2008

MOST YARDS PENALIZED

Houston

1.	105	Hawai'i, Sheraton Hawai'i Bowl	2003
2.	83	Miami (Ohio), Tangerine Bowl	1962
3.	73	TCU, Texas Bowl	2007

Both Teams

1.	192	Kansas, Fort Worth Bowl	2005
2.	158	TCU, Texas Bowl	2007
3.	153	Washington State, Aloha Bowl	1988

Opponents

1.	138	Kansas, Fort Worth Bowl	2005
2.	95	Washington State, Aloha Bowl	1988
3.	93	South Carolina, AutoZone Liberty Bowl	2007

FEWEST YARDS PENALIZED

Houston

1.	22	Nebraska, Cotton Bowl	1980
	22	Maryland, Cotton Bowl	1977
3.	25	Air Force, Bell Helicopter Armed Forces Bowl	2008

Both Teams

1.	36	Air Force, Bell Helicopter Armed Forces Bowl	2008
----	----	--	------

2.	50	NC State, Bluebonnet Bowl	1974
3.	65	Navy, Garden State Bowl	1980

Opponents

1.	11	Air Force, Bell Helicopter Armed Forces Bowl	2008
2.	15	NC State, Bluebonnet Bowl	1974
3.	26	Navy, Garden State Bowl	1980
	26	Tulane, Bluebonnet Bowl	1973
	26	Auburn, Bluebonnet Bowl	1969

SCORING

MOST POINTS

Houston

1.	49	Miami (Ohio), Tangerine Bowl	1962
2.	48	Hawai'i, Sheraton Hawai'i Bowl	2003
3.	47	Tulane, Bluebonnet Bowl	1973

Both Teams

1.	102	Hawai'i, Sheraton Hawai'i Bowl	2003
2.	80	South Carolina, AutoZone Liberty Bowl	2007
3.	73	Boston College, Cotton Bowl	1985

Opponents

1.	54	Hawai'i, Sheraton Hawai'i Bowl	2003
2.	47	Air Force, Bell Helicopter Armed Forces Bowl	2009
3.	45	Boston College, Cotton Bowl	1985

FEWEST POINTS

Houston

1.	13	TCU, Texas Bowl	2007
	13	Kansas, Fort Worth Bowl	2005
3.	14	Oklahoma, Sun Bowl	1981

Both Teams

1.	31	Nebraska, Cotton Bowl	1980
2.	33	TCU, Texas Bowl	2007
3.	35	Navy, Garden State Bowl	1980

Opponents

1.	0	Navy, Garden State Bowl	1980
2.	7	Tulane, Bluebonnet Bowl	1973
	7	Auburn, Bluebonnet Bowl	1969

BIGGEST WIN

Houston

1.	40	Tulane, Bluebonnet Bowl	1973
2.	35	Navy, Garden State Bowl	1980
3.	29	Auburn, Bluebonnet Bowl	1969

Opponents

1.	27	Air Force, Bell Helicopter Armed Forces Bowl	2009
2.	26	Oklahoma, Sun Bowl	1981
3.	17	Boston College, Cotton Bowl	1985

MOST TOUCHDOWNS

Houston

1.	7	Tulane, Bluebonnet Bowl	1973
	7	Miami (Ohio), Tangerine Bowl	1962
3.	6	Hawai'i, Sheraton Hawai'i Bowl	2003

Both Teams

1.	13	Hawai'i, Sheraton Hawai'i Bowl	2003
2.	11	South Carolina, AutoZone Liberty Bowl	2007
3.	10	Boston College, Cotton Bowl	1985
	10	Miami (Ohio), Tangerine Bowl	1962

Opponents

1.	7	Hawai'i, Sheraton Hawai'i Bowl	2003
2.	6	South Carolina, AutoZone Liberty Bowl	2007
	6	Kansas, Fort Worth Bowl	2005
	6	Boston College, Cotton Bowl	1985
5.	5	Air Force, Bell Helicopter Armed Forces Bowl	2009
	5	Oklahoma, Sun Bowl	1981

FEWEST TOUCHDOWNS

Houston

1.	1	TCU, Texas Bowl	2007
	1	Kansas, Fort Worth Bowl	2005
3.	2	Air Force, Bell Helicopter Armed Forces Bowl	2009

2	Syracuse, Liberty Bowl	1996
2	Oklahoma, Sun Bowl	1981
2	Nebraska, Cotton Bowl	1980
2	Colorado, Bluebonnet Bowl	1971

Both Teams

1.	3	TCU, Texas Bowl	2007
	4	Nebraska, Cotton Bowl	1980
3.	5	Navy, Garden State Bowl	1980
	5	Auburn, Bluebonnet Bowl	1969

Opponents

1.	0	Navy, Garden State Bowl	1980
2.	1	Tulane, Bluebonnet Bowl	1973
	1	Auburn, Bluebonnet Bowl	1969

FIELD GOALS

MOST FIELD GOALS

Houston

1.	3	Penn State, TicketCity Bowl	2012
2.	2	Air Force, Bell Helicopter Armed Forces Bowl	2009
	2	Air Force, Bell Helicopter Armed Forces Bowl	2008
	2	TCU, Texas Bowl	2007
	2	Kansas, Fort Worth Bowl	2005
	2	Hawai'i, Sheraton Hawai'i Bowl	2003
	2	Notre Dame, Cotton Bowl	1979

Both Teams

1.	4	Air Force, Bell Helicopter Armed Forces Bowl	2009
	4	Air Force, Bell Helicopter Armed Forces Bowl	2008
	4	TCU, Texas Bowl	2007
	4	Hawai'i, Sheraton Hawai'i Bowl	2003

Opponents

1.	2	Air Force, Bell Helicopter Armed Forces Bowl	2009
	2	Air Force, Bell Helicopter Armed Forces Bowl	2008
	2	TCU, Texas Bowl	2007
	2	Hawai'i, Sheraton Hawai'i Bowl	2003
	2	Oklahoma, Sun Bowl	1981

MOST FIELD GOALS ATTEMPTED

Houston

1.	5	Penn State, TicketCity Bowl	2012
2.	3	TCU, Texas Bowl	2007
	3	Auburn, Bluebonnet Bowl	1969
4.	2	Air Force, Bell Helicopter Armed Forces Bowl	2008
	2	Kansas, Fort Worth Bowl	2005
	2	Hawai'i, Sheraton Hawai'i Bowl	2003
	2	Nebraska, Cotton Bowl	1980
	2	Notre Dame, Cotton Bowl	1979
	2	NC State, Bluebonnet Bowl	1974

Both Teams

1.	6	Air Force, Bell Helicopter Armed Forces Bowl	2008
2.	5	Penn State, TicketCity Bowl	2012
	5	Air Force, Bell Helicopter Armed Forces Bowl	2009
	5	TCU, Texas Bowl	2007
	5	Hawai'i, Sheraton Hawai'i Bowl	2003
	5	Auburn, Bluebonnet Bowl	1969

Opponents

1.	4	Air Force, Bell Helicopter Armed Forces Bowl	2008
2.	3	Air Force, Bell Helicopter Armed Forces Bowl	2009
	3	Hawai'i, Sheraton Hawai'i Bowl	2003
4.	2	TCU, Texas Bowl	2007
	2	South Carolina, AutoZone Liberty Bowl	2007
	2	Kansas, Fort Worth Bowl	2005
	2	Oklahoma, Sun Bowl	1981
	2	Maryland, Cotton Bowl	1977
	2	Auburn, Bluebonnet Bowl	1969

TEAM BOWL RECORDS

2013 SEASON

COACHING STAFF

THE COUGARS

SEASON REVIEW

BOWL HISTORY

MOST POINTS BY QUARTER

FIRST QUARTER

Houston

1.	21	Maryland, Cotton Bowl	1977
2.	17	Penn State, TicketCity Bowl	2012
	17	Air Force, Bell Helicopter Armed Forces Bowl	2008
4.	14	Navy, Garden State Bowl	1980
	14	Colorado, Bluebonnet Bowl	1971

Both Teams

1.	24	Air Force, Bell Helicopter Armed Forces Bowl	2008
	24	Boston College, Cotton Bowl	1985
3.	21	Maryland, Cotton Bowl	1977
	21	Colorado, Bluebonnet Bowl	1971

Opponents

1.	17	Boston College, Cotton Bowl	1985
2.	14	Air Force, Bell Helicopter Armed Forces Bowl	2009
	12	Notre Dame, Cotton Bowl	1979

SECOND QUARTER

Houston

1.	28	Miami (Ohio), Tangerine Bowl	1962
2.	21	South Carolina, AutoZone Liberty Bowl	2007
3.	14	Navy, Garden State Bowl	1980
	14	Tulane, Bluebonnet Bowl	1973

Both Teams

1.	41	South Carolina, AutoZone Liberty Bowl	2007
	28	Miami (Ohio), Tangerine Bowl	1962
3.	24	Washington State, Aloha Bowl	1988

Opponents

1.	24	Washington State, Aloha Bowl	1988
2.	20	South Carolina, AutoZone Liberty Bowl	2007
3.	16	Colorado, Bluebonnet Bowl	1971

THIRD QUARTER

Houston

1.	14	Air Force, Bell Helicopter Armed Forces Bowl	2009
	14	Boston College, Cotton Bowl	1985
	14	Notre Dame, Cotton Bowl	1979
	14	Tulane, Bluebonnet Bowl	1973

Both Teams

1.	24	Air Force, Bell Helicopter Armed Forces Bowl	2009
2.	17	Kansas, Fort Worth Bowl	2005
3.	14	Hawai'i, Sheraton Hawai'i Bowl	2003
	14	Boston College, Cotton Bowl	1985
	14	Notre Dame, Cotton Bowl	1979
	14	NC State, Bluebonnet Bowl	1974
	14	Tulane, Bluebonnet Bowl	1973
	14	Miami (Ohio), Tangerine Bowl	1962

Opponents

1.	14	Kansas, Fort Worth Bowl	2005
	14	Hawai'i, Sheraton Hawai'i Bowl	2003
3.	10	Air Force, Bell Helicopter Armed Forces Bowl	2009

FOURTH QUARTER

Houston

1.	21	NC State, Bluebonnet Bowl	1974
2.	14	Hawai'i, Sheraton Hawai'i Bowl	2003
	14	Auburn, Bluebonnet Bowl	1969
	14	Miami (Ohio), Tangerine Bowl	1962

Both Teams

1.	37	Oklahoma, Sun Bowl	1981
2.	35	NC State, Bluebonnet Bowl	1974
3.	23	Notre Dame, Cotton Bowl	1979

Opponents

1.	30	Oklahoma, Sun Bowl	1981
2.	23	Notre Dame, Cotton Bowl	1979
3.	14	South Carolina, AutoZone Liberty Bowl	2007
	14	Kansas, Fort Worth Bowl	2005
	14	Syracuse, Liberty Bowl	1996
	14	Boston College, Cotton Bowl	1985
	14	NC State, Bluebonnet Bowl	1974

MOST POINTS BY HALF

FIRST HALF

Houston

1.	35	Miami (Ohio), Tangerine Bowl	1962
2.	28	South Carolina, AutoZone Liberty Bowl	2007
	28	Navy, Garden State Bowl	1980

Both Teams

1.	45	Boston College, Cotton Bowl	1985
2.	42	Miami (Ohio), Tangerine Bowl	1962
3.	41	South Carolina, AutoZone Liberty Bowl	2007

Opponents

1.	31	Boston College, Cotton Bowl	1985
2.	27	South Carolina, AutoZone Liberty Bowl	2007
3.	24	Washington State, Aloha Bowl	1988
	24	Air Force, Bell Helicopter Armed Forces Bowl	2009

SECOND HALF

Houston

1.	28	NC State, Bluebonnet Bowl	1974
2.	26	Tulane, Bluebonnet Bowl	1973
3.	20	Auburn, Bluebonnet Bowl	1969

Both Teams

1.	49	NC State, Bluebonnet Bowl	1974
2.	40	Oklahoma, Sun Bowl	1981
3.	37	Notre Dame, Cotton Bowl	1979

Opponents

1.	37	Air Force, Bell Helicopter Armed Forces Bowl	2009
2.	33	Oklahoma, Sun Bowl	1981
3.	28	Kansas, Fort Worth Bowl	2005

MOST PATS

Houston

1.	7	Miami (Ohio), Tangerine Bowl	1962
2.	6	Hawai'i, Sheraton Hawai'i Bowl	2003
3.	5	Tulane, Bluebonnet Bowl	1973
4.	4	done five times; Most recently Air Force, Bell Helicopter Armed Forces Bowl	2008

Both Teams

1.	12	Hawai'i, Sheraton Hawai'i Bowl	2003
2.	10	Boston College, Cotton Bowl	1985
	10	Miami (Ohio), Tangerine Bowl	1962
4.	9	South Carolina, AutoZone Liberty Bowl	2007

Opponents

1.	6	Kansas, Fort Worth Bowl	2005
	6	Hawai'i, Sheraton Hawai'i Bowl	2003
	6	Boston College, Cotton Bowl	1985
4.	5	South Carolina, AutoZone Liberty Bowl	2007

FEWEST PATS

Houston

1.	1	TCU, Texas Bowl	2007
	1	Kansas, Fort Worth Bowl	2005
	1	Washington State, Aloha Bowl	1988

Both Teams

1.	3	TCU, Texas Bowl	2007
	3	Navy, Garden State Bowl	1980
2.	4	Nebraska, Cotton Bowl	1980
	4	Colorado, Bluebonnet Bowl	1971
	4	Auburn, Bluebonnet Bowl	1969
	4	Washington State, Aloha Bowl	1988

Opponents

1.	0	Navy, Garden State Bowl	1980
2.	1	Air Force, Fort Worth Bowl	
	1	Notre Dame, Cotton Bowl	1979
	1	Tulane, Bluebonnet Bowl	1973
	1	Auburn, Bluebonnet Bowl	1969

MOST TWO-POINT CONVERSIONS

Houston

1.	1	South Carolina, AutoZone Liberty Bowl	2007
	1	Navy, Garden State Bowl	1980

Both Teams

1.	2	Notre Dame, Cotton Bowl	1979
2.	1	Air Force, Bell Helicopter Armed Forces Bowl	2008
	1	South Carolina, AutoZone Liberty Bowl	2007
	1	Navy, Garden State Bowl	1980
	1	NC State, Bluebonnet Bowl	1974

Opponents

1.	2	Notre Dame, Cotton Bowl	1979
2.	1	Air Force, Bell Helicopter Armed Forces Bowl	2008
	1	NC State, Bluebonnet Bowl	1974

MOST TWO-POINT CONVERSIONS ATT.

Houston

1.	1	South Carolina, AutoZone Liberty Bowl	2007
	1	Navy, Garden State Bowl	1980
	1	Auburn, Bluebonnet Bowl	1969
	1	Washington State, Aloha Bowl	1988

Both Teams

1.	3	Notre Dame, Cotton Bowl	1979
2.	2	NC State, Bluebonnet Bowl	1974
	2	Auburn, Bluebonnet Bowl	1969

Opponents

1.	3	Notre Dame, Cotton Bowl	1979
2.	2	NC State, Bluebonnet Bowl	1974
3.	1	done six times; Most recently Air Force, Bell Helicopter Armed Forces Bowl	2008

SAFETIES

Houston

None

Both Teams

1.	1	Syracuse, Liberty Bowl	1996
----	---	------------------------	------

Opponents

1.	1	Syracuse, Liberty Bowl	1996
----	---	------------------------	------



OPP BOWL RECORDS

RUSHING

MOST ATTEMPTS

- 37 Charlie Davis, Colorado, Bluebonnet Bowl..... 12/31/71
- 33 Steve Broussard, Washington St, Aloha Bowl 12/25/88
- 27 Jared Tew, Air Force, Armed Forces Bowl..... 12/31/08
- 26 Jared Tew, Air Force, Armed Forces Bowl 12/31/09
- 24 Malcolm Thomas, Syracuse, Liberty Bowl..... 12/27/96

MOST YARDS GAINED

- 202 Charlie Davis, Colorado, Bluebonnet Bowl..... 12/31/71
- 201 Malcom Thomas, Syracuse, Liberty Bowl..... 12/27/96
- 196 Troy Stradford, Boston College, Cotton Bowl..... 1/1/85
- 181 Fred Sims, Oklahoma, Sun Bowl 12/26/81
- 173 Jared Tew, Air Force, Armed Forces Bowl..... 12/31/09

MOST TOUCHDOWNS

- 2 Asher Clark, Air Force, Armed Forces Bowl 12/31/09
- 2 Jared Tew, Air Force, Armed Forces Bowl 12/31/09
- 2 Jared Tew, Air Force, Armed Forces Bowl..... 12/31/08
- 2 Cory Boyd, South Carolina, Liberty Bowl 12/29/06
- 2 Mic hael Brewster, Hawai'i, Hawai'i Bowl 12/25/03
- 2 Donovan McNabb, Syracuse, Liberty Bowl 12/27/96
- 2 Steve Strachan, Boston College, Cotton Bowl 1/1/85
- 2 Darrell Shephard, Oklahoma, Sun Bowl..... 12/26/81
- 2 Joe Montana, Notre Dame, Cotton Bowl..... 1/1/79
- 2 Charlie Davis, Colorado, Bluebonnet Bowl..... 12/31/71

PASSING

MOST ATTEMPTED

- 42 Timmy Chang, Hawai'i, Hawai'i Bowl..... 12/25/03
- 40 Ernie Kellermann, Miami (Ohio), Tangerine Bowl 12/22/62
- 37 Doug Flutie, Boston College, Cotton Bowl 1/1/85
- 36 Timm Rosenbach, Washington State, Aloha Bowl 12/25/88
- 34 Joe Montana, Notre Dame, Cotton Bowl..... 1/1/79

MOST COMPLETED

- 26 Timmy Chang, Hawai'i, Hawai'i Bowl..... 12/25/03
- 21 Andy Dalton, TCU, Texas Bowl 12/28/07
- 19 Blake Mitchell, South Carolina, Liberty Bowl..... 12/29/06
- 19 Timm Rosenbach, Washington State, Aloha Bowl 12/25/88
- 19 Jason Swanson, Kansas, Fort Worth Bowl..... 12/23/05

HIGHEST COMPLETION PERCENTAGE (min. 10 att.)

- 70.0 Andy Dalton, TCU, Texas Bowl (21-of-30) 12/28/07
- 65.5 Blake Mitchell, South Carolina Liberty Bowl (19-of-29).....12/29/06
- 65.5 Jason Swanson, Kansas, Fort Worth Bowl (19-of-29)12/23/05
- 64.3 Dave Buckley, NC State, Bluebonnet Bowl (18-for-28).....12/23/74
- 61.9 Timmy Chang, Hawai'i, Hawai'i Bowl (26-for-42)..... 12/25/03

MOST YARDS GAINED PASSING

- 475 Timmy Chang, Hawai'i, Hawai'i Bowl..... 12/25/03
- 323 Blake Mitchell, South Carolina, Liberty Bowl..... 12/29/06
- 307 Jason Swanson, Kansas, Fort Worth Bowl..... 12/23/05
- 306 Timm Rosenbach, Washington State, Aloha Bowl 12/25/88
- 265 Ernie Kellermann, Miami (Ohio), Tangerine Bowl 12/22/62

MOST TOUCHDOWN PASSES THROWN

- 5 Timmy Chang, Hawai'i, Hawai'i Bowl..... 12/25/03
- 4 Blake Mitchell, South Carolina, Liberty Bowl..... 12/29/06
- 4 Jason Swanson, Kansas, Fort Worth Bowl..... 12/23/05
- 3 Doug Flutie, Boston College, Cotton Bowl 1/1/85
- 2 Siggins, Dayton, Salad Bowl 1/1/52

MOST INTERCEPTIONS THROWN

- 4 Joe Montana, Notre Dame, Cotton Bowl..... 1/1/79
- 4 Steve Foley, Tulane, Bluebonnet Bowl 12/29/73
- 3 Rob Bolden, Penn State, TicketCity Bowl 1/1/12
- 2 Doug Flutie, Boston College, Cotton Bowl 1/1/85
- 2 Dave Buckley, NC State, Bluebonnet Bowl 12/23/74
- 2 Ernie Kellermann, Miami (Ohio), Tangerine Bowl 12/22/62

RECEIVING

MOST PASSES CAUGHT

- 8 Sidney Rice, South Carolina, Liberty Bowl 12/29/06
- 8 Tim Stallworth, Washington State, Aloha Bowl 12/25/88
- 7 Britton Kominie, Hawai'i, Hawai'i Bowl 12/25/03
- 7 Jason Rivers, Hawai'i, Hawai'i Bowl 12/25/03
- 7 Darren Phelan, Boston College, Cotton Bowl 1/1/85
- 6 Charles Gordon, Kansas, Fort Worth Bowl..... 12/23/05
- 6 Terry Beasley, Auburn, Bluebonnet Bowl..... 12/31/69

MOST YARDS GAINED

- 162 Jeremiah Cockheran, Hawai'i, Hawai'i Bowl..... 12/25/03
- 143 Jason Rivers, Hawai'i, Hawai'i Bowl 12/25/03
- 139 Sidney Rice, South Carolina, Liberty Bowl 12/29/06
- 120 Tim Stallworth, Washington State, Aloha Bowl ... 12/25/88
- 112 Kenny McKinley, South Carolina, Liberty Bowl 12/29/06
- 94 Darren Phelan, Boston College, Cotton Bowl 1/1/85
- 89 Kevin Fogler, Air Force, Armed Forces Bowl 12/31/09

MOST TOUCHDOWN PASSES CAUGHT

- 3 Jason Rivers, Hawai'i, Hawai'i Bowl 12/25/03
- 2 Kenny McKinley, South Carolina, Liberty Bowl 12/29/06
- 2 Jon Cornish, Kansas, Fort Worth Bowl 12/23/05
- 1 done 19 times; Most recently by Justin Brown, Penn State, Ticket City Bowl 1/1/12

PUNTING

MOST PUNTS

- 9 Anthony Fera, Penn State, TicketCity Bowl 1/1/12
- 9 Howard McNeil, Tulane, Bluebonnet Bowl..... 12/29/73
- 8 Steve Peach, Boston College, Cotton Bowl..... 1/1/85
- 7 Derek Wash, TCU, Texas Bowl..... 12/28/07
- 6 Tim Smith, Nebraska, Cotton Bowl 1/1/80
- 6 Johnny Evans, NC State, Bluebonnet Bowl..... 12/23/74
- 6 Connie Frederick, Auburn, Bluebonnet Bowl 12/31/69
- 6 Rob Myers, Washington State, Aloha Bowl 12/25/88

HIGHEST AVERAGE PER PUNT (Min. 3 punts)

- 52.4 Mike Sochko, Maryland, Cotton Bowl (5-262) 1/1/79
- 46.0 Rob Myers, Wash. State, Aloha Bowl (6-276)..... 12/25/88
- 43.7 Ryan Harrison, Air Force, Armed Forces Bowl 12/31/08
- 42.5 Sean Reali, Syracuse, Liberty Bowl (4-170) 12/27/96
- 42.5 Brandon Geyer, Air Force, Armed Forces Bowl 12/31/09

PUNT RETURNS

MOST RETURNS

- 4 Charles Gordon, Kansas, Fort Worth Bowl..... 12/23/05
- 4 Clifford Herbert, Hawai'i, Hawai'i Bowl..... 12/25/03
- 4 Dave Waymer, Notre Dame, Cotton Bowl..... 1/1/79
- 3 Brian Bonner, TCU, Texas Bowl 12/28/07
- 3 Victor Wood, Washington State, Aloha Bowl 12/25/88
- 3 Dave Liegl, Nebraska, Cotton Bowl 1/1/80

MOST YARDS RETURNED

- 85 Brian Murph, Kansas, Fort Worth Bowl..... 12/23/05
- 65 Brian Bonner, TCU, Texas Bowl 12/28/07
- 58 Dave Liegl, Nebraska, Cotton Bowl 1/1/80
- 52 Victor Wood, Washington State, Aloha Bowl 12/25/88
- 33 Steve Cichy, Notre Dame, Cotton Bowl..... 1/1/79

KICKOFF RETURNS

MOST RETURNS

- 5 Jonathan Warzeka, Air Force, Armed Forces Bowl 12/31/09
- 5 Victor Wood, Washington State, Aloha Bowl 12/25/88
- 5 Martin Mitchell, Tulane, Bluebonnet Bowl 12/29/73
- 4 Reggie Rembert, Air Force, Armed Forces Bowl 12/31/08
- 4 Duane Flowers, Navy, Garden State Bowl 12/14/80
- 4 Ken Roy, Maryland, Cotton Bowl 1/1/79
- 4 Ralph Stringer, NC State, Bluebonnet Bowl 12/23/74

MOST YARDS RETURNED

- 175 Jonathan Warzeka, Air Force, Armed Forces Bowl 12/31/09
- 154 Martin Mitchell, Tulane, Bluebonnet Bowl 12/29/73
- 123 Victor Wood, Washington State, Aloha Bowl 12/25/88
- 89 Randy Harrison, Notre Dame, Cotton Bowl 1/1/79
- 88 Reggie Rembert, Air Force, Armed Forces Bowl 12/31/08

INTERCEPTIONS

MOST INTERCEPTIONS

- 2 Chris Thomas, Air Force, Armed Forces Bowl 12/31/09
- 2 Theo Baines, Kansas, Fort Worth Bowl..... 12/23/05
- 2 Kevin Millhouse, Hawai'i, Hawai'i Bowl 12/25/03
- 1 done 20 times; Most recently by Anthony Wright, Air Force, Armed Forces Bowl..... 12/31/09

MOST YARDS RETURNED

- 31 Theo Barnes, Kansas, Fort Worth Bowl 12/23/05
- 28 John Truitt, Oklahoma, Sun Bowl..... 12/26/81
- 27 Shawn Landrum, Washington State, Aloha Bowl . 12/25/88
- 21 Chris Thomas, Air Force, Armed Forces Bowl 12/31/09
- 19 Aaron Kirchoff, Air Force, Armed Forces Bowl 12/31/08

TOTAL RETURNS

MOST RETURNS

- 8 Victor Wood, Washington State, Aloha Bowl 12/25/88
- 5 Jonathan Warzeka, Air Force, Armed Forces Bowl 12/31/09
- 5 Reggie Rembert, Air Force, Armed Forces Bowl 12/31/08
- 5 Dave Waymer, Notre Dame, Cotton Bowl..... 1/1/79
- 5 Ken Roy, Maryland, Cotton Bowl 1/1/79
- 5 Ralph Stringer, NC State, Bluebonnet Bowl 12/23/74
- 5 Martin Mitchell, Tulane, Bluebonnet Bowl 12/29/73
- 5 Scott Tyler, Miami (Ohio), Tangerine Bowl 12/22/62

MOST YARDS RETURNED

- 175 Jonathan Warzeka, Air Force, Armed Forces Bowl 12/31/09
- 175 Victor Wood, Washington State, Aloha Bowl 12/25/88
- 154 Martin Mitchell, Tulane, Bluebonnet Bowl 12/29/73
- 95 Bill Neumeier, Miami (Ohio), Tangerine Bowl 12/22/62
- 90 Ken Roy, Maryland, Cotton Bowl 1/1/79

TOTAL OFFENSE

MOST PLAYS

- 60 Ernie Kellermann, Miami (Ohio), Tangerine Bowl 12/22/62
- 50 Timm Rosenbach, Washington State, Aloha Bowl 12/25/88
- 46 Mark Manges, Maryland, Cotton Bowl 1/1/79
- 42 Timmy Chang, Hawai'i, Hawai'i Bowl..... 12/25/03
- 41 Andy Dalton, TCU, Texas Bowl..... 12/28/07
- 41 Doug Flutie, Boston College, Cotton Bowl 1/1/85
- 41 Joe Montana, Notre Dame, Cotton Bowl..... 1/1/79

MOST YARDS GAINED

- 439 Timmy Chang, Hawai'i, Hawai'i Bowl..... 12/25/03
- 355 Blake Mitchell, South Carolina, Liberty Bowl..... 12/29/06
- 340 Jason Swanson, Kansas, Fort Worth Bowl..... 12/23/05
- 278 Timm Rosenbach, Washington State, Aloha Bowl 12/25/88
- 272 Ernie Kellermann, Miami (Ohio), Tangerine Bowl 12/22/62

ALL-PURPOSE

MOST PLAYS

- 38 Charlie Davis, Colorado, Bluebonnet Bowl 12/31/71
- 27 Jared Tew, Air Force, Armed Forces Bowl..... 12/31/08
- 24 Malcolm Thomas, Syracuse, Liberty Bowl..... 12/27/96
- 24 Troy Stradford, Boston College, Cotton Bowl..... 1/1/85
- 23 Steve Strachan, Boston College, Cotton Bowl 1/1/85

MOST YARDS GAINED

- 225 Jonathan Warzeka, Air Force, Armed Forces Bowl 12/31/09
- 223 Victor Wood, Washington State, Aloha Bowl 12/25/88
- 212 Troy Stradford, Boston College, Cotton Bowl..... 1/1/85
- 205 Charlie Davis, Colorado, Bluebonnet Bowl 12/31/71
- 201 Malcolm Thomas, Syracuse, Liberty Bowl..... 12/27/96

2013 SEASON

COACHING STAFF

THE COUGARS

SEASON REVIEW

BOWL HISTORY

OPP BOWL RECORDS

2013 SEASON

COACHING STAFF

THE COUGARS

SEASON REVIEW

BOWL HISTORY

SCORING

MOST POINTS SCORED

1.	18	Jason Rivers, Hawai'i, Hawai'i Bowl	12/25/03
2.	12	Jared Tew, Air Force, Armed Forces Bowl	12/31/09
	12	Asher Clark, Air Force, Armed Forces Bowl	12/31/09
	12	Jared Tew, Air Force, Armed Forces Bowl	12/31/08
	12	Cory Boyd, South Carolina, Liberty Bowl	12/29/06
	12	Kenny McKinley, South Carolina, Liberty Bowl	12/29/06
	12	Jon Cornish, Kansas, Fort Worth Bowl	12/23/05
	12	Nolan Miranda, Hawai'i, Hawai'i Bowl	12/25/03
	12	Donovan McNabb, Syracuse, Liberty Bowl	12/27/96
	12	Victor Wood, Washington State, Aloha Bowl	12/25/88
	12	Troy Stradford, Boston College, Cotton Bowl	1/1/85
	12	Steve Strachan, Boston College, Cotton Bowl	1/1/85
	12	Darrell Shepard, Oklahoma, Sun Bowl	12/26/81
	12	Joe Montana, Notre Dame, Cotton Bowl	1/1/79
	12	Charlie Davis, Colorado, Bluebonnet Bowl	12/31/71

MOST TOUCHDOWNS SCORED

1.	3	Jason Rivers, Hawai'i, Hawai'i Bowl	12/25/03
2.	3	Jared Tew, Air Force, Armed Forces Bowl	12/31/09
	2	Asher Clark, Air Force, Armed Forces Bowl	12/31/09
	2	Jared Tew, Air Force, Armed Forces Bowl	12/31/08
	2	Cory Boyd, South Carolina, Liberty Bowl	12/29/06
	2	Kenny McKinley, South Carolina, Liberty Bowl	12/29/06
	2	Jon Cornish, Kansas, Fort Worth Bowl	12/23/05
	2	Donovan McNabb, Syracuse, Liberty Bowl	12/27/96
	2	Victor Wood, Washington State, Aloha Bowl	12/25/88
	2	Troy Stradford, Boston College, Cotton Bowl	1/1/85
	2	Steve Strachan, Boston College, Cotton Bowl	1/1/85
	2	Darrell Shepard, Oklahoma, Sun Bowl	12/26/81
	2	Joe Montana, Notre Dame, Cotton Bowl	1/1/79
	2	Charlie Davis, Colorado, Bluebonnet Bowl	12/31/71

MOST FIELD GOALS SCORED

1.	2	Erik Soderberg, Air Forces, Armed Forces Bowl	12/31/09
	2	Ryan Harrison, Air Force, Armed Forces Bowl	12/31/08
	2	Chris Manfredini, TCU, Texas Bowl	12/28/07
	2	Nolan Miranda, Hawai'i, Hawai'i Bowl	12/25/03
	2	Michael Keeling, Oklahoma, Sun Bowl	12/26/81
6.	1	Ryan Succop, South Carolina, Liberty Bowl	12/29/06
	1	Jason Hanson, Washington State, Aloha Bowl	12/25/88
	1	Kevin Snow, Boston College, Cotton Bowl	1/1/85
	1	John Huff, NC State, Bluebonnet Bowl	12/23/74
	1	J.B. Dean, Colorado, Bluebonnet Bowl	12/31/71

MOST FIELD GOALS ATTEMPTED

1.	4	Ryan Harrison, Air Force, Armed Forces Bowl	12/31/08
2.	3	Nolan Miranda, Hawai'i, Hawai'i Bowl	12/25/03
	3	Erik Soderberg, Air Force, Armed Forces Bowl	12/31/09
4.	2	Chris Manfredini, TCU, Texas Bowl	12/28/07
	2	Ryan Succop, South Carolina, Liberty Bowl	12/29/06
	2	Scott Webb, Kansas, Fort Worth Bowl	12/23/05
	2	Michael Keeling, Oklahoma, Sun Bowl	12/26/81
	2	Ed Loncar, Maryland, Cotton Bowl	1/1/77

MOST PATS SCORED

1.	6	Scott Webb, Kansas, Fort Worth Bowl	12/23/05
	6	Nolan Miranda, Hawai'i, Hawai'i Bowl	12/25/03
	6	Kevin Snow, Boston College, Cotton Bowl	1/1/85
4.	5	Ryan Succop, South Carolina, Liberty Bowl	12/29/06
5.	4	Nathan Trout, Syracuse, Liberty Bowl	12/27/96
	4	Michael Keeling, Oklahoma, Sun Bowl	12/26/81
7.	3	Jason Hanson, Washington State, Aloha Bowl	12/25/88
	3	Bob Jencks, Miami (Ohio), Tangerine Bowl	12/22/62
	3	Paul Spakowski, Dayton, Salad Bowl	1/1/52

TACKLES

MOST TACKLES

1.	20	Ken Rouser, Navy, Garden State Bowl	12/14/80
2.	16	Chris Thomas, Air Force, Armed Forces Bowl	12/31/08
3.	15	Mike Daley, NC State, Bluebonnet Bowl	12/23/74
4.	14	Ted Dumbauld, Navy, Garden State Bowl	12/14/80
	14	Jay Case, Notre Dame, Cotton Bowl	1/1/79
	14	Jack Hall, NC State, Bluebonnet Bowl	12/23/74

SOLO TACKLES

1.	12	Chris Thomas, Air Force, Armed Forces Bowl	12/31/08
	12	Mike Daley, N. Carolina State, Bluebonnet Bowl	12/23/74
3.	11	Bill Romanowski, Boston College, Cotton Bowl	1/1/85
	11	Brad Carr, Maryland, Cotton Bowl	1/1/79
5.	9	Chris Thomas, Air Force, Armed Forces Bowl	12/31/09
	9	Kim Baker, Nebraska, Cotton Bowl	1/1/80
	9	Jack Hall, NC State, Bluebonnet Bowl	12/23/74

TACKLES FOR LOSS

1.	3.0	Stephen Hodge, TCU, Texas Bowl	12/28/07
	3	Jeff Weston, Notre Dame, Cotton Bowl	1/1/79
3.	2.0	Khairi Fortt, Penn State, TicketCity Bowl	1/1/12
	2.0	Chris Thomas, Air Force, Armed Forces Bowl	12/31/08
	2.0	Jason Phillips, TCU, Texas Bowl	12/28/07
	2	Jasper Brinkley, South Carolina, Liberty Bowl	12/29/06
	2	Casper Brinkley, South Carolina, Liberty Bowl	12/29/06
	2	Charlton Keith, Kansas, Fort Worth Bowl	12/23/05
	2	Keani Alapa, Hawai'i, Hawai'i Bowl	12/25/03
	2	Mike Ruth, Boston College, Cotton Bowl	1/1/85
	2	Jay Case, Notre Dame, Cotton Bowl	1/1/79
	2	Mike Calhoun, Notre Dame, Cotton Bowl	1/1/79
	2	Chip Garber, Maryland, Cotton Bowl	1/1/79

SACKS

1.	2	Casper Brinkley, South Carolina, Liberty Bowl	12/29/06
2.	1	done 16 times; Most recently by Khairi Fortt and Eric Latimore, Penn State, TicketCity Bowl	1/1/12

PASS BREAKUPS

1.	2	D'Anton Lynn	1/1/12
	2	David Roach, TCU, Texas Bowl	12/28/07
	2	Charlton Keith, Kansas, Fort Worth Bowl	12/23/05
	2	Kevin Kane, Kansas, Fort Worth Bowl	12/23/05
	2	Kevin Millhouse, Hawai'i, Hawai'i Bowl	12/25/03
	2	Jon Ross, Navy, Garden State Bowl	12/14/80
	2	J. Hall, N.C. State, Bluebonnet Bowl	12/23/74
	2	Eddie Poole, N.C. State, Bluebonnet Bowl	12/23/74
	2	Taibi, Colorado, Bluebonnet Bowl	12/31/71