

# CAROLINA FOOTBALL

## 2007 Game Notes

### South Carolina (6-1; 3-1 SEC)

Sept. 1	Louisiana-Lafayette	W, 28-14	PPV
Sept. 8	at #11 Georgia	W, 16-12	ESPN2
Sept. 15	South Carolina State	W, 38-3	PPV
Sept. 22	at #2 LSU	L, 16-28	CBS
Sept. 29	Mississippi State (HC)	W, 38-21	LFS
Oct. 4	#8 Kentucky	W, 38-23	ESPN
Oct. 13	at North Carolina	W, 21-15	ABC-R
Oct. 20	Vanderbilt	12:30 p.m.	PPV
Oct. 27	at Tennessee	TBA	
Nov. 3	at Arkansas	TBA	
Nov. 10	Florida	TBA	
Nov. 24	Clemson	TBA	

Head Coach: Steve Spurrier (Florida)  
at South Carolina: 21-11 (3rd year)  
Overall: 163-51-2 (18th year)  
vs. Vanderbilt: 14-0

SID: Steve Fink (finksc@gwm.sc.edu)  
Fink Office: 803-777-7987 ♦ Fink Cell: 803-240-5268  
Assistant SID: Andrew Kitick (kitick@gwm.sc.edu)  
Kitick Office: 803-777-5257 ♦ Kitick Cell: 803-240-4150  
SID Office Fax: 803-777-2967  
Web Site: www.gamecocksonline.com

### Vanderbilt (3-3, 1-3 SEC)

Sept. 1	Richmond	W, 41-17	
Sept. 8	Alabama	L, 10-24	LFS
Sept. 15	Ole Miss	W, 31-17	PPV
Sept. 29	Eastern Michigan	W, 30-7	
Oct. 6	at Auburn	L, 7-35	LFS
Oct. 13	#23 Georgia (HC)	L, 17-20	ESPN2
Oct. 20	at South Carolina	12:30 p.m.	
Oct. 27	Miami (Ohio)	TBA	
Nov. 3	at Florida	TBA	
Nov. 10	Kentucky	TBA	
Nov. 17	at Tennessee	TBA	
Nov. 24	Wake Forest	TBA	

Head Coach: Bobby Johnson (Clemson-1973)  
at Vanderbilt: 18-46 (6th year)  
Overall: 78-82 (14th year)  
vs. South Carolina: 0-5

SID: Larry Leathers (larry.leathers@vanderbilt.edu)  
Office: 615-343-6437 ♦ Cell: 615-480-8226  
SID Office Fax: 615-343-7064  
Web Site: www.vucommodores.com

### Series Information

Series Record: South Carolina leads 14-2  
In Columbia: South Carolina leads 6-1  
In Nashville: South Carolina leads 8-1  
Last Meeting: South Carolina 31, Vanderbilt 13, 10/21/06 in Nashville  
Last Meeting in Columbia: USC 35, VU 28, 10/22/05  
Last Vanderbilt Win: VU 11, USC 10, 10/23/99 in Columbia  
Streak: South Carolina has won 7 in a row

## Vanderbilt (3-3, 1-3) at #6/8 South Carolina (6-1, 3-1)

Oct. 20, 2007 ♦ Columbia, S.C. ♦ 12:30 p.m. ET ♦ PPV

### Inside...

<b>SEC Standings</b> .....	<b>2</b>
<b>Steve Spurrier</b> .....	<b>3-4</b>
<b>Superlatives Under Spurrier</b> .....	<b>5</b>
<b>This Week's National Polls</b> .....	<b>6, 10</b>
<b>Tracking the 2007 Opponents</b> .....	<b>6</b>
<b>USC vs. VU By The Numbers</b> .....	<b>7</b>
<b>Career Starts</b> .....	<b>7</b>
<b>Media Services</b> .....	<b>8</b>
<b>Future Schedules</b> .....	<b>8</b>
<b>South Carolina Trends</b> .....	<b>9</b>
<b>Carolina Rankings</b> .....	<b>9</b>
<b>Carolina Radio Affiliates</b> .....	<b>9</b>
<b>Red Zone Statistics</b> .....	<b>10</b>
<b>Game-by-Game Starters</b> .....	<b>10</b>
<b>South Carolina Depth Chart</b> .....	<b>11-12</b>
<b>South Carolina Roster</b> .....	<b>13</b>
<b>South Carolina Stats</b> .....	<b>14-15</b>
<b>South Carolina Defensive Stats</b> .....	<b>16</b>
<b>Game-by-Game Individual Stats</b> .....	<b>17</b>
<b>Team and Individual Highs</b> .....	<b>18</b>
<b>The Last Time It Happened</b> .....	<b>19</b>
<b>2007 Game Recaps</b> .....	<b>20-26</b>

**QUICKLY:** The South Carolina Gamecocks (6-1, 3-1 SEC), winners of nine of their last 10 games, return to Southeastern Conference action this week as they host the Eastern Division rival Vanderbilt Commodores (3-3, 1-3 SEC). Game time is set for 12:30 p.m. at Williams-Brice Stadium (80,250). The Gamecocks are ranked sixth in the latest Associated Press poll and eighth in this week's USA Today/Coaches' poll. They are No. 6 in the initial BCS Standings (see page 10).

**OVER THE AIRWAVES:** This week's game will be televised on a pay-per-view basis throughout the Palmetto State. Mike Morgan will handle the play-by-play call with Brad Muller providing the analysis from the booth. Former Heisman Trophy winner George Rogers is the sideline reporter. Todd Ellis and Tommy Suggs will once again be in the booth for the Carolina Gamecocks Sports Network, with former Carolina and NFL standout Duce Staley joining the team this year as a sideline reporter. The game will also be carried on Sirius satellite radio.

### A South Carolina win over Vanderbilt would...

- \* Improve the Gamecocks record to 7-1, matching their best start since they were 7-1 to open the 1988 season.
- \* Improve the Gamecocks' SEC record to 4-1 and keep them atop the Eastern Division standings and in control of their own destiny.
- \* Assure the Gamecocks of at least a .500 record in SEC play for just the sixth time in 16 years since joining the league in 1992. The Gamecocks have finished 5-3 three times (2000, 2001 and 2005) and have been 4-4 on two occasions (1996 and 2004).
- \* Improve Coach Steve Spurrier's record over Vanderbilt to a perfect 15-0.
- \* Be the Gamecocks 10th win in their last 11 games dating back to last season. The only loss in that stretch was a 28-16 decision to second-ranked LSU in Baton Rouge.

**SERIES NOTES:** This is the 17th meeting on the gridiron between Carolina and Vanderbilt. The Gamecocks lead the all-time series, 14-2. The teams have played every year since 1992. USC won each of the first seven tilts (including a win in 1961) before Vandy broke through with back-to-back wins in 1998 and '99. Carolina has won the last seven meetings, including a hard-fought 35-28 win in 2005, the last time the teams met in Columbia, and a 31-13 win last season in Nashville. The Gamecocks have won six of the seven meetings in Columbia. The Gamecocks have scored 30 or more points in each of the last four meetings and in six of the last seven contests, while holding Vanderbilt to 14 points or less in nine of the last 12 and in 12 of the last 16 contests.

### Game-by-Game

Year	Date	Result	Score
1961	10/25	W	23-7 A
1992	10/24	W	21-7 A
1993	10/23	W	22-0 H
1994	10/22	W	19-16 A
1995	11/21	W	52-14 H
1996	10/26	W	27-0 A
1997	10/25	W	35-3 H
1998	10/24	L	14-17 A
1999	10/23	L	10-11 H
2000	10/21	W	30-14 A
2001	10/20	W	46-14 H
2002	09/29	W	20-14 A
2003	10/25	W	35-24 H
2004	09/04	W	31-6 A
2005	10/22	W	35-28 H
2006	10/21	W	31-13 A

**SPURRIER VS. VANDERBILT:** South Carolina Head Coach Steve Spurrier has never lost to Vanderbilt in 14 previous meetings, winning twice while at Duke, 10 times while coaching at Florida and twice as the Gamecocks' head coach. A win this week would give him a 15-0 mark against the Commodores, matching his 15-0 record against Kentucky as his best mark against any school.

**SPURRIER SUCCESS:** Steve Spurrier is 14-0 against Vanderbilt and will try to match the 15-0 mark he owns against Kentucky. He owns two of the top six undefeated marks for a current Division I head coach against any opponent. Here are the top current undefeated streaks:

Coach	Opponent	Record
Joe Paterno	Maryland	24-0-1
Joe Paterno	Temple	23-0
<b>Steve Spurrier</b>	<b>Kentucky</b>	<b>15-0</b>
Bobby Bowden	Virginia Tech	15-0
<b>Steve Spurrier</b>	<b>Vanderbilt</b>	<b>14-0</b>
Phillip Fulmer	Kentucky	14-0

## 2007 SEC STANDINGS

### EASTERN DIVISION

	SEC PCT.	PF	PA	ALL	PCT.	PF	PA
USC	3-1	.750	108	84	6-1	.857	195 116
Kentucky	2-1	.667	108	104	6-1	.857	299 185
Tennessee	2-1	.667	88	94	4-2	.667	206 185
Georgia	3-2	.600	117	108	5-2	.714	197 138
Florida	2-2	.500	130	92	4-2	.667	238 126
Vanderbilt	1-3	.250	65	96	3-3	.500	136 120

### WESTERN DIVISION

	SEC PCT.	PF	PA	ALL	PCT.	PF	PA
LSU	3-1	.750	138	83	6-1	.857	264 99
Alabama	3-1	.750	115	98	5-2	.714	211 149
Auburn	3-1	.750	78	50	5-2	.714	179 109
Miss. State	1-3	.250	61	130	4-3	.571	160 175
Arkansas	0-3	.000	74	92	3-3	.500	220 140
Ole Miss	0-4	.000	82	133	2-5	.286	154 192

## LAST WEEK IN THE SEC

### Saturday, October 13

South Carolina 21, North Carolina 15  
Alabama 27, Ole Miss 24  
Tennessee 33, Mississippi State 21  
Kentucky 43, LSU 37 (30T)  
Georgia 20, Vanderbilt 17  
Auburn 9, Arkansas 7

## THIS WEEK IN THE SEC

### Saturday, October 20

Vanderbilt at South Carolina, 12:30 p.m., PPV  
Tennessee at Alabama, 12:30 p.m., LFS  
Arkansas at Ole Miss, 2 p.m.  
Florida at Kentucky, 3:30 p.m., CBS  
Mississippi St at West Virginia, 3:30 p.m., ESPN-R  
Auburn at LSU, 9 p.m., ESPN

## NEXT WEEK IN THE SEC

### Saturday, October 27

Florida International at Arkansas  
Ole Miss at Auburn  
Georgia vs. Florida in Jacksonville  
Mississippi State at Kentucky  
South Carolina at Tennessee  
Miami (Ohio) at Vanderbilt



**THE LAST TIME THEY MET:** Syvelle Newton passed for two touchdowns and ran for another as USC earned its school-record fifth-straight SEC road win with a 31-13 victory at Vanderbilt on Oct. 21, 2006. One of the TD passes went to Sidney Rice, his sixth of the season and 19th of his career, tying Robert Brooks and Jermale Kelly for the top mark in school history. Ryan Succop added a 55-yard field goal, the longest of his career and the second longest in school history. The Gamecocks overcame a season-high four turnovers by outgaining the Commodores 327-253. The game may have been won on third down, as Carolina converted 8-of-11, while Vandy converted just 1-of-12 third-down opportunities.

**THE LAST TIME THEY MET IN COLUMBIA:** Sidney Rice's third touchdown catch - a 3-yard reception with 1:41 to go - lifted South Carolina to a 35-28 victory over Vanderbilt on Oct 22, 2005. Vanderbilt had one last chance, driving to the USC 30 with 20 seconds to go. But Jay Cutler, who finished with a career-high 339 yards passing, threw four straight incompletions. The Gamecocks had rallied behind versatile star Syvelle Newton, who threw for two touchdowns and ran for a third as the Gamecocks took a 28-14 lead in the final period. But Newton, who lined up at quarterback, wide receiver and tailback, injured his left Achilles' tendon on his 11-yard scoring run. Without Newton, Blake Mitchell took control on the winning drive. He completed passes of 32 and 14 yards to Kris Clark, then connected with Rice for 18 yards. Two plays later, Rice cut across the middle of the end zone, catching Mitchell's winning touchdown pass.

**INTO THE POLLS:** With the win at No. 11 Georgia on Sept. 8, South Carolina moved into the nation's Top-25. They entered the polls ranked 17th by the Associated Press and 23rd in the USA Today/Coaches' poll. It was just the second time in the Steve Spurrier Era that the Gamecocks were ranked. They were ranked 19th for one week in 2005 after defeating Florida, but fell out the following week after a loss to Clemson.

**THE LATEST RANKINGS:** The Gamecocks have moved up to sixth in the AP poll this week and are eighth in the USA Today/Coaches poll. The A.P. ranking is the highest for the Gamecocks since they started the 1984 season with a 9-0 mark and climbed to No. 2 in the country on Nov. 11 before falling by a 38-21 margin at Navy on Nov. 17.

**WEEK-BY-WEEK:** Here's where the Gamecocks have ranked in the national polls this season:

Week	AP	Coaches
Pre-Season	ARV	ARV
Week 1 (Sept. 2)	ARV	ARV
Week 2 (Sept. 9)	17	23
Week 3 (Sept. 16)	12	14
Week 4 (Sept. 23)	16	21
Week 5 (Sept. 30)	11	18
Week 6 (Oct. 7)	7	12
Week 7 (Oct. 14)	6	8

**38 SPECIAL:** The Gamecocks have scored exactly 38 points in two of the last three and in three of the last five games. For the season, the Gamecocks are averaging 27.9 points per game.

**ABOUT LAST WEEK:** The seventh-ranked Gamecocks survived a late flurry by North Carolina and left Chapel Hill last Saturday with a hard-earned 21-15 victory in the first renewal of the Border War since 1991. The Gamecocks appeared to have the game well in hand, as they rolled up a 21-3 lead heading into intermission on the strength of three **Chris Smelley** touchdown passes. The Gamecocks held a 220-112 advantage in total offense in the first half, but the Tar Heels controlled much of the second half, churning up 286 yards while holding USC to just 62 net yards. The Gamecocks won the turnover battle, picking off three passes, two by **Emanuel Cook**, who led the team with nine tackles, and one by **Darian Stewart**. **Eric Norwood** was credited with two of the Gamecocks' five sacks.

**SPURRIER SETBACKS:** Steve Spurrier has lost 11 times during his three-year stint in Columbia, but those losses have been to some of the nation's elite teams. Seven of the 11 losses were to teams ranked in the top 12 in the country at the time of the contest. In addition, seven of the losses have been by seven points or less.

**KEEPING THEM OFF THE BOARD:** The Gamecock defense remains one of the toughest to score on this season. Carolina has allowed just 116 points in seven games, an average of 16.6 points per game. Four of their seven opponents have scored 15 points or less. The Gamecocks rank third in the SEC and 14th in the country in scoring defense.

**BETTER THAN AVERAGE:** The Gamecock defense has held each of its seven opponents to fewer points than that team is averaging this season. Overall, the defense has held its opponents to an average of 11 points per game less than their average. Here are the numbers:

Opponent	PPG	Pts Vs USC	Difference
La.-Lafayette	23.3	14	9
Georgia	28.1	12	16
S.C. State	18.7	3	16
LSU	37.7	28	10
Miss. State	22.9	21	2
Kentucky	42.7	23	20
North Carolina	22.3	15	7

**DEFENSIVE SCORES:** The Gamecocks have recorded three touchdowns from their defense this season. **Nathan Pepper** returned an interception for a touchdown against South Carolina State, then **Eric Norwood** recovered a pair of fumbles and went two and 53 yards for scores against Kentucky. Last year, the Gamecocks did not have any defensive scores.

**NO PASSING FANCY:** The Gamecocks have been especially solid in pass defense this season. Despite using five different starting quartets and seven different starters in the secondary, they are third in the nation in pass defense and in are fourth in pass efficiency defense. There are only three teams in the country that have allowed fewer than 150 yards per game through the air. Here are the leaders:

PASS DEFENSE:	Rank	Team	Games	Passing Yards	Passing Yds/Gm
	1.	Clemson	6	811	135.17
	2.	Ohio State	7	1043	149.00
	3.	South Carolina	7	1044	149.14

## Head Coach Steve Spurrier Third Year at South Carolina



### Steve Spurrier

**Born:** April 20, 1945 in Miami Beach, Fla.

**Hometown:** Johnson City, Tenn.

**Wife:** Jerri

**Children:** Lisa, Amy, Steve, Jr., Scotty

#### College Education

Florida

#### College Playing Experience

Florida (1964-66)

#### Coaching Experience

**South Carolina Head Coach**

2005-2007

**Washington Head Coach (NFL)**

2002-2003

**Florida Head Coach**

1990-2001

**Duke Head Coach**

1987-1989

**Tampa Bay Head Coach (USFL)**

1983-1985

**Duke Assistant Coach**

1980-1982

**Georgia Tech Assistant Coach**

1979

**Florida Assistant Coach**

1978

#### College Bowl Games

2006 Liberty Bowl

2005 Independence Bowl

2002 Orange Bowl

2001 Sugar Bowl

2000 Citrus Bowl

1999 Orange Bowl

1998 Citrus Bowl

1997 Sugar Bowl

1996 Fiesta Bowl

1995 Sugar Bowl

1994 Sugar Bowl

1992 Gator Bowl

1992 Sugar Bowl

1989 All-American Bowl

Steve Spurrier, who has coached a national championship team, won seven Southeastern Conference titles, and won over 75 percent of the college games in which he has coached, is in his third season as head coach at the University of South Carolina. Spurrier was introduced as USC's 32nd head coach on Nov. 23, 2004, before an overflow news conference crowd in the south end zone of Williams-Brice Stadium.

Now in his 18th collegiate seasons, Coach Spurrier has compiled a 163-51-2 (.759) won-loss record as a major college head coach, including a 21-11 mark at Carolina. He led the Duke Blue Devils to the 1989 Atlantic Coast Conference championship before returning to his alma mater, the University of Florida, as head coach in 1990. During his 12 seasons with the Gators, Spurrier's teams won seven Southeastern Conference championships, one national title and finished ranked in the nation's top 10 nine times. His record at Florida was an amazing 122-27-1 (.817). Spurrier, who won the 1966 Heisman Trophy as a quarterback for the Gators, most recently was head coach of the NFL's Washington Redskins (2002-03). He returned to the college ranks in 2005 after a one-year absence from the sidelines.

In his first season at South Carolina, Spurrier led the Gamecocks to a 7-5 record and a second place finish in the SEC Eastern Division. In doing so, he posted a five-game winning streak, the 15th consecutive year in which he has had a five-game winning streak, something no other coach in college history has accomplished. He was honored as the SEC Coach of the Year by the Associated Press after leading the Gamecocks to a school record five straight SEC wins, their first win ever at Tennessee and their first win over Florida since the 1930s. It was the eighth time he has been honored as his league's Coach of the Year.

He came back with an 8-5 record in 2006, just the ninth time in school history that the Gamecocks have posted eight or more wins in a season. The season was capped with a victory in the Liberty Bowl over Conference USA champion Houston. With that win, Coach Spurrier matched Joe Morrison for the most wins by a Carolina head coach in his first two seasons in Columbia.

### Spurrier Highlights

◆ Recipient of the 1966 Heisman Trophy.

◆ Compiled a 122-27-1 record at Florida from 1990-2001, the most wins for a Gator coach in school history and a winning percentage (.817) that ranked among the top three in SEC history.

◆ Coached Florida to two National Championship Game appearances (1995 and 1996), claiming the 1996 national title.

◆ His 122 victories at Florida from 1990-2001 ranks as the best win total for a coach in his first 12 years at a school in major college history.

◆ His Gator teams appeared in the weekly polls 202 of a possible 203 weeks, including each of his last 202 consecutive

weeks. From 1990-2001, the Gators were ranked number one in the polls 29 times, appeared in the top five for 117 weeks and among the nation's top 10 for 179 weeks.

◆ The only coach in SEC history and one of only two coaches in major college history to lead a squad to six straight seasons of 10 or more wins (1993-1998).

◆ The only coach in SEC history and one of only three coaches in major college history to lead a school to 12 consecutive seasons (1990-2001) of nine or more wins.

◆ One of only five coaches in major college history to have his team ranked in the final Top 15 Poll in each of 12 consecutive seasons (1990-2001).

◆ His UF squads finished in the Top 10 of the polls nine times and six times in the final top five, totals that both ranked second best in the nation over his 12 seasons (1990-2001). UF's average poll ranking of 6.5 in the decade of the 1990s was second best in the nation.

◆ He achieved 100 career victories at Florida in a faster time period (10th season, eighth game) than any major college coach at a school in the 20th century.

◆ One of only five major college coaches in history and only the second in SEC history to lead a school to 100 wins during a decade (102-22-1 at UF from 1990-99).

◆ One of only three coaches in major college history and the only one in SEC history to lead a school to an appearance in the weekly polls for a period of 200 consecutive weeks.

◆ He and the legendary Paul "Bear" Bryant are the only coaches in SEC history to win as many as four straight league championships. (1993-96).

◆ His 98-23 record in SEC play ranks as the best winning percentage in conference history (.810) and his 73 league wins in the 1990s represents the most SEC wins during a decade in conference history.

◆ The only coach in SEC history to win eight conference games in a season four straight years (1993-96).

◆ The only coach in SEC history to lead a school to nine consecutive January bowl game appearances.

◆ His six outright SEC titles ('91, '93, '94, '95, '96, 2000) ranked as the second best total in SEC history, trailing only "Bear" Bryant's 11.

◆ Under his leadership, the Gator offense became the only unit in modern collegiate history (since the NCAA started keeping stats in 1937) to score at least 500 points (including bowl games) for four straight years (1993-96). Yale also achieved that distinction from 1886-89 and Michigan from 1901-04.

◆ His 142 career wins ranked among the three highest win totals in history for a coach in his first 15 years at the helm.



# VANDERBILT AT SOUTH CAROLINA >>> OCT. 20, 2007

◆ Led Florida to seven appearances in the SEC Championship Game (1992-96, 1999-2000), with five victories (1993-1996, 2000).

◆ Prior to his arrival in 1990, Florida had never won more than nine games in a season. In 12 seasons at the helm he led the Gators to nine seasons of 10 or more wins.

◆ He has been selected as a finalist for the Paul "Bear" Bryant National Coach of the Year Award four times (1990, 1991, 1995, 1996).

◆ In his 17 years as a collegiate head coach he led his squad to the best record in the conference standings eight times (Duke in 1989 and Florida in 1990, 1991, 1993, 1994, 1995 1996 and 2000).

◆ He won his 100th game at Florida in 1999 in just his 120th overall game (100-19-1 record), a total that ranks among the six fewest games to reach that level at a major college school in the 20th century.

◆ Has been named his conference's Coach of the Year eight times (1988 and 1989 in the ACC with Duke, in 1990, 1991, 1994, 1995 and 1996 in the SEC with Florida and in 2005 in his first year at South Carolina).

◆ He has led teams to 14 bowl games, including each of his last 11 years (1991-2001) at Florida and in each of his last 13 seasons overall. Of his 14 bowl teams, 10 played in January games.

## Spurrier by the Numbers

COACHING RECORDS	Overall Record	Conference Record
Overall Record (Pro and College)	210-92-2 (.694)	---
College Record	163-51-2 (.759)	109-32-1 (.771)
Pro Record	47-41-0 (.534)	---
Florida Record	122-27-1 (.817)	87-14-0 (.861)
Carolina Record	21-11-0 (.656)	11-9-0 (.550)
Duke Record	20-13-1 (.603)	11-9-1 (.548)
USFL Record*	35-21-0 (.625)	---
NFL Record	12-20-0 (.375)	---

\*includes 2 playoff losses

### WINNINGEST ACTIVE COACHES IN THE NCAA BY WINS

1. Bobby Bowden, Florida St.	370
2. Joe Paterno, Penn State	368
3. Frank Beamer, Va. Tech	204
Jim Tressel, Ohio State	204
5. Dennis Franchione, A&M	185
6. Mack Brown, Texas	184
7. Dick Tomey, San Jose St.	173
8. Steve Spurrier, South Carolina	163
9. Mike Price, UTEP	153
10. Phillip Fulmer, Tennessee	141

### WINNINGEST ACTIVE COACHES IN THE NCAA BY PCT.

1. Pete Carroll, USC	70-13-0 .843
2. Urban Meyer, Florida	65-14-0 .823
3. Bob Stoops, Oklahoma	92-20-0 .821
4. Mark Richt, Georgia	66-19-0 .776
5. Phillip Fulmer, Tenn.	141-43-0 .766
6. Bobby Bowden, FSU	370-115-4 .761
7. Steve Spurrier, SC	163-51-2 .759
8. Lloyd Carr, Michigan	118-38-0 .756
9. Joe Paterno, Penn St.	368-123-3 .748
10. Jim Tressel, Ohio State	204-71-2 .740

### WINNINGEST SEC COACHES BY WINS (ALL GAMES AT SEC INSTITUTIONS)

1. Bear Bryant, Kentucky/Alabama	292
2. Vince Dooley, Georgia	201
3. Dan McGugin, Vanderbilt	197
4. John Vaught, Ole Miss	190
5. Shug Jordan, Auburn	176
6. Robert Neyland, Tennessee	173
7. Steve Spurrier, Florida/S.Carolina	143
8. Phillip Fulmer, Tennessee	141
9. Wallace Butts, Georgia	140
10. Charlie McClendon, LSU	137

### WINNINGEST SEC COACHES BY PCT. (ALL GAMES AT SEC INSTITUTIONS)

1. Robert Neyland, Tenn.	173-31-12 .829
2. Wallace Wade, Ala.	61-13-3 .812
3. Frank Thomas, Ala.	115-24-7 .812
4. Bear Bryant, Ky./Ala.	292-69-14 .797
5. Steve Spurrier, Fla./SC	143-38-1 .788
6. Mark Richt, Georgia	66-19-0 .776
7. Phillip Fulmer, Tenn.	141-43-0 .766
8. Allyn McKeen, MSU	65-19-3 .764
G.E. Pyle, Florida	26-7-3 .764
10. Dan McGugin, Vandy	197-55-19 .762

## Steve Spurrier Versus the SEC

Opponent	Record
Alabama	6-4
Arkansas	4-1
Auburn	10-5
Florida	1-1
Georgia	12-3
Kentucky	15-0
LSU	11-2
Mississippi State	6-2
Ole Miss	2-0
South Carolina	10-1
Tennessee	10-6
Vanderbilt	14-0
<b>TOTAL</b>	<b>101-25</b>

### Bowl Games (7-7)

Bowl	Opponent	Result
1989 All-American	Texas Tech	L 21-49
1992 Sugar	Notre Dame	L 28-39
1992 Gator	N.C. State	W 27-10
1994 Sugar	West Virginia	W 41-7
1995 Sugar	Florida State	L 17-23
1996 Fiesta	Nebraska	L 24-62
1997 Sugar	Florida State	W 52-20
1998 Citrus	Penn State	W 21-6
1999 Orange	Syracuse	W 31-10
2000 Citrus	Michigan St.	L 34-37
2001 Sugar	Miami	L 27-37
2002 Orange	Maryland	W 56-23
2005 Independence	Missouri	L 31-38
2006 Liberty	Houston	W 44-36

### Versus Vanderbilt (14-0)

Date	Site	Result
09/19/87	Durham	W, 35-31
10/01/88	Nashville	W, 17-15
11/21/92	Nashville	W, 41-21
11/20/93	Gainesville	W, 52-0
11/19/94	Nashville	W, 24-7
11/18/95	Gainesville	W, 38-7
11/09/96	Nashville	W, 28-21
11/08/97	Gainesville	W, 20-7
11/07/98	Nashville	W, 45-13
11/06/99	Gainesville	W, 13-6
11/04/00	Nashville	W, 43-20
11/03/01	Gainesville	W, 71-13
10/22/05	Columbia	W, 35-28
10/21/06	Nashville	W, 31-13

### WINNINGEST SEC COACHES BY WINS (SEC REGULAR SEASON GAMES)

1. Bear Bryant, Kentucky/Alabama	159
2. John Vaught, Ole Miss	106
3. Vince Dooley, Georgia	105
4. Shug Jordan, Auburn	98
Steve Spurrier, Florida/S. Carolina	98
6. Phillip Fulmer, Tennessee	91
7. Wallace Butts, Georgia	67
8. Charlie McClendon, LSU	62
Robert Neyland, Tennessee	62
10. Tommy Tuberville, Auburn	60

### WINNINGEST SEC COACHES BY PCT. (SEC REGULAR SEASON GAMES)

1. Steve Spurrier, Fla./SC	98-23-0 .810
2. Robert Neyland, Tenn.	62-15-5 .787
3. Frank Thomas, Ala.	59-16-6 .765
4. Bear Bryant, Ky./Ala.	159-46-9 .764
5. Phillip Fulmer, Tenn.	91-30-0 .752
6. Nick Saban, LSU/Ala.	33-13-0 .717
7. Vince Dooley, Georgia	105-41-4 .713
8. John Vaught, Miss.	106-41-10 .707
9. Gene Stallings, Ala.	38-16-0 .704
10. Mark Richt, Georgia	39-17-0 .696

## Steve Spurrier vs. All Opponents

Opponent	Record
Akron	1-0
Alabama	6-4
Arkansas	4-1
Arkansas State	1-0
Army	1-0
Auburn	10-5
Ball State	1-0
Central Florida	2-0
Central Michigan	1-0
Citadel	2-0
Clemson	2-3
Colgate	1-0
Florida	1-1
Florida Atlantic	1-0
Florida State	5-8-1
Furman	1-0
Georgia	12-3
Georgia Southern	1-0
Georgia Tech	3-0
Houston	2-0
Kentucky	15-0
Louisiana-Monroe	2-0
Louisville	1-0
Louisiana-Lafayette	3-0
LSU	11-2
Marshall	1-0
Maryland	2-2
Miami (Fla.)	0-1
Michigan State	0-1
Middle Tennessee	2-0
Mississippi State	6-2
Missouri	0-1
Nebraska	0-1
New Mexico State	1-0
North Carolina	4-0
North Carolina State	2-1-1
Northern Illinois	2-0
Northwestern	3-0
Notre Dame	0-1
Oklahoma State	1-0
Ole Miss	2-0
Penn State	1-0
Rutgers	0-1
San Jose State	1-0
South Carolina	10-1
South Carolina State	1-0
Southern Miss	3-0
Syracuse	1-1
Tennessee	10-6
Texas Tech	0-1
Troy	1-0
Vanderbilt	14-0
Virginia	1-2
Wake Forest	1-2
West Virginia	1-0
Western Michigan	1-0
Wofford	1-0
<b>TOTALS</b>	<b>163-51-2</b>

## Carolina's Superlatives Under Spurrier

### MOST POINTS

- 52 vs Middle Tennessee..... 11-18-06
- 45 vs Troy ..... 09-24-06
- 45 vs Florida Atlantic ..... 09-23-06
- 44 vs Kentucky ..... 10-08-05
- 44 vs Houston ..... 12-29-06

### FEWEST POINTS ALLOWED

- 0 at Mississippi State ..... 08-31-06
- 3 South Carolina State ..... 09-15-07
- 6 vs Florida Atlantic ..... 09-23-06
- 7 vs Middle Tennessee ..... 11-18-06
- 10 at Arkansas ..... 11-05-05

### MOST FIRST DOWNS

- 28 at Clemson ..... 11-25-06
- 27 vs Louisiana-Lafayette ..... 09-01-07
- 25 vs Florida Atlantic ..... 09-23-06
- 25 vs Middle Tennessee ..... 11-18-06
- 25 vs Houston ..... 12-29-06

### FEWEST FIRST DOWNS ALLOWED

- 11 at Mississippi State ..... 08-31-06
- 12 vs Middle Tennessee ..... 11-18-06
- 12 vs South Carolina State ..... 09-15-07
- 13 at Tennessee ..... 10-29-05
- 13 vs Florida Atlantic ..... 09-23-06

### MOST RUSHING ATTEMPTS

- 41 vs Troy ..... 09-24-06
- 41 vs Houston ..... 12-29-06
- 41 vs Louisiana-Lafayette ..... 09-01-07
- 39 at Kentucky ..... 10-07-06
- 39 at Vanderbilt ..... 10-21-06

### FEWEST RUSHING ATTEMPTS, OPPONENTS

- 23 vs Tennessee ..... 10-28-06
- 27 at Kentucky ..... 10-07-06
- 31 at Georgia ..... 09-08-07
- 32 at Florida ..... 11-11-06
- 32 vs Middle Tennessee ..... 11-18-06

### MOST RUSHING YARDS

- 223 vs South Carolina State ..... 09-15-07
- 208 at Clemson ..... 11-25-06
- 200 vs Florida Atlantic ..... 09-23-06
- 195 vs Louisiana-Lafayette ..... 09-01-07
- 194 at Vanderbilt ..... 10-21-06

### FEWEST RUSHING YARDS ALLOWED

- 41 vs Vanderbilt ..... 10-22-05
- 62 at Kentucky ..... 10-07-06
- 71 vs Tennessee ..... 10-28-06
- 79 at Mississippi State ..... 08-31-06
- 81 vs Middle Tennessee ..... 11-18-06

### MOST PASSES ATTEMPTED

- 42 at LSU ..... 09-22-07
- 40 vs Arkansas ..... 11-04-06
- 39 vs Alabama ..... 09-17-05
- 38 vs Missouri ..... 12-30-05
- 37 at Tennessee ..... 10-29-05
- 37 at Clemson ..... 11-25-06
- 37 vs Mississippi State ..... 09-29-07

### MOST PASSES COMPLETED

- 24 vs Kentucky ..... 10-08-05
- 24 at Florida ..... 11-11-06
- 24 at Clemson ..... 11-25-06
- 23 vs Georgia ..... 09-09-06
- 22 at Tennessee ..... 10-29-05
- 22 at Georgia ..... 09-10-05
- 22 vs Arkansas ..... 11-04-06
- 22 vs Middle Tennessee ..... 11-18-06

### FEWEST PASSES ATTEMPTED, OPPONENTS

- 11 vs Wofford ..... 09-16-06
- 17 at Georgia ..... 09-10-05
- 18 vs Kentucky ..... 10-08-05
- 19 vs Auburn ..... 09-28-06
- 19 vs Middle Tennessee ..... 11-18-06
- 19 at Clemson ..... 11-25-06
- 19 vs Louisiana-Lafayette ..... 09-01-07

### FEWEST PASSES COMPLETED, OPPONENTS

- 5 vs Wofford ..... 09-16-06
- 6 vs Middle Tennessee ..... 11-18-06
- 8 at Georgia ..... 09-10-05
- 8 at Mississippi State ..... 08-31-06
- 8 vs Florida Atlantic ..... 09-23-06
- 8 at LSU ..... 09-22-07

### MOST PASSING YARDS

- 391 vs Middle Tennessee ..... 11-18-06
- 330 vs Central Florida ..... 09-01-05
- 323 vs Houston ..... 12-29-06
- 292 vs Florida Atlantic ..... 09-23-06
- 289 vs Arkansas ..... 11-04-06

### FEWEST PASSING YARDS ALLOWED

- 63 vs Louisiana-Lafayette ..... 09-01-07
- 67 vs Wofford ..... 09-16-06
- 68 vs South Carolina State ..... 09-15-07
- 70 at LSU ..... 09-22-07
- 82 at Mississippi State ..... 08-31-06

### MOST YARDS TOTAL OFFENSE

- 545 vs Middle Tennessee ..... 11-18-06
- 512 vs Houston ..... 12-29-06
- 492 vs Florida Atlantic ..... 09-23-06
- 492 at Clemson ..... 11-25-06
- 433 vs Louisiana-Lafayette ..... 09-01-07

### FEWEST TOTAL YARDS ALLOWED

- 161 at Mississippi State ..... 08-31-06
- 200 vs Middle Tennessee ..... 11-18-06
- 236 vs Troy ..... 09-24-06
- 243 vs Florida Atlantic ..... 09-23-06
- 253 at Vanderbilt ..... 10-21-06

### PUNTING AVERAGE (MIN. OF 3 PUNTS)

- 48.7 at Mississippi State ..... 08-31-06
- 46.0 vs Florida Atlantic ..... 09-23-06
- 45.3 vs Tennessee ..... 10-28-06
- 45.0 vs Louisiana-Lafayette ..... 09-01-07
- 44.8 at LSU ..... 09-22-07

### MOST TIME OF POSSESSION

- 33:19 vs Houston ..... 12-29-06
- 32:57 at Clemson ..... 11-25-06
- 32:39 at Mississippi State ..... 08-31-06
- 32:08 at Tennessee ..... 10-29-05
- 32:01 vs Florida Atlantic ..... 09-23-06

**Associated Press**

1.	Ohio State (50)	7-0	1,599
2.	South Florida (11)	6-0	1,503
3.	Boston College (1)	7-0	1,448
4.	Oklahoma (1)	6-1	1,399
5.	LSU (1)	6-1	1,331
<b>6.</b>	<b>South Carolina</b>	<b>6-1</b>	<b>1,247</b>
7.	Oregon	5-1	1,177
8.	Kentucky	6-1	1,098
9.	West Virginia	5-1	1,090
10.	California	5-1	1,065
11.	Virginia Tech	6-1	951
12.	Arizona State (1)	7-0	948
13.	Southern California	5-1	932
14.	Florida	4-2	865
15.	Kansas	6-0	664
	Missouri	5-1	664
17.	Hawaii	7-0	551
18.	Auburn	5-2	488
19.	Texas	5-2	348
20.	Tennessee	4-2	339
21.	Georgia	5-2	279
22.	Texas Tech	6-1	241
23.	Cincinnati	6-1	194
24.	Michigan	5-2	189
25.	Kansas State	4-2	107

**USA Today/Coaches**

1.	Ohio State (56)	7-0	1,495
2.	Boston College (1)	7-0	1,383
3.	South Florida (3)	6-0	1,320
4.	Oklahoma	6-1	1,288
5.	LSU	6-1	1,173
6.	Oregon	5-1	1,077
7.	West Virginia	5-1	1,007
<b>8.</b>	<b>South Carolina</b>	<b>6-1</b>	<b>997</b>
9.	California	5-1	983
	Southern California	5-1	983
11.	Virginia Tech	6-1	982
12.	Arizona State	7-0	936
13.	Kentucky	6-1	874
14.	Florida	4-2	726
15.	Kansas	6-0	705
16.	Hawaii	7-0	558
17.	Missouri	5-1	519
18.	Texas	5-2	396
19.	Auburn	5-2	372
20.	Georgia	5-2	282
21.	Texas Tech	6-1	232
22.	Tennessee	4-2	193
23.	Cincinnati	6-1	192
24.	Virginia	6-1	184
25.	Penn State	5-2	128

**PASS EFFICIENCY DEFENSE:**

Rank	Team	Games	Rating
1.	LSU	7	83.75
2.	Kansas	6	86.27
3.	Ohio State	7	86.86
<b>4.</b>	<b>South Carolina</b>	<b>7</b>	<b>88.46</b>
5.	South Florida	6	88.84

**NOT ON THIRD DOWN:** The South Carolina defense ranks second in the SEC and sixth in the nation in third-down efficiency, allowing just 26.5 percent of third downs to be converted. Here are the nation's leaders in defending third down:

Rank	Game	Att.	Conv.	Pct.
1.	UCLA	97	23	.237
2.	South Florida	100	24	.240
3.	Kansas	96	24	.250
	Arkansas	92	23	.250
5.	Virginia Tech	115	30	.261
<b>6.</b>	<b>South Carolina</b>	<b>102</b>	<b>27</b>	<b>.265</b>

**GAME-BY-GAME:** Here's a game-by-game breakdown of the Gamecock defense on third down:

Game	Att.	Conv.	Pct.
Louisiana-Lafayette	14	5	.357
Georgia	18	3	.167
South Carolina State	15	4	.267
LSU	14	4	.286
Mississippi State	13	3	.231
Kentucky	11	3	.273
North Carolina	17	5	.294
<b>Totals</b>	<b>102</b>	<b>27</b>	<b>.265</b>

**RED ZONE SUCCESS:** The Gamecocks have come away with points in 23 of 26 trips into the red zone this season, scoring 18 touchdowns and kicking five field goals. Here's the game-by-game breakdown:

Game	Red Zone	TDs	FGs
Louisiana-Lafayette	4	4	0
Georgia	4	1	3
South Carolina State	3	3	0
LSU	3	2	1
Mississippi State	6	4	0
Kentucky	4	2	1
North Carolina	2	2	0
<b>Totals</b>	<b>26</b>	<b>18</b>	<b>5</b>

**FOR STARTERS:** Ten players have made their first career start in 2007. The list includes (first start): **Chris Smelley** (ULL), **Travian Robertson** (ULL), **Eric Norwood** (ULL), **Ladi Ajiboye** (UGA), **Darian Stewart** (UGA), **Cliff Matthews** (LSU), **Jason Barnes** (LSU), **Seaver Brown** (Mississippi State), **Dion Lecorn** (Mississippi State), and **Jonathan Williams** (Kentucky).

**SMELLEY SENSES THE STARTING ROLE:** Redshirt freshman **Chris Smelley** took over the starting quarterback role against Mississippi State. In that contest, his second start of the season, he celebrated his 21st birthday by completing 19-of-37 passes for a career-high 279 yards with two touchdowns and one INT. His performance earned him SEC Freshman of the Week honors. Smelley came back the next week by connecting on 17-of-30 passes for 256 yards and two TD's to lead the Gamecocks to a win over No. 8 Kentucky, earning his second straight SEC Freshman of the Week accolades. He fired a career-high three touchdown passes in last week's win at North Carolina. Smelley was also the starter in Week One, when he took the season's first snap against Louisiana-Lafayette. In that contest, the Tuscaloosa, Ala. native became the first redshirt freshman to start a season-opener at quarterback since Todd Ellis did so in the 1986 season.

**MORE SMELLEY THINGS:** Chris Smelley is 4-0 as a starter. Here is a game-by-game look at Smelley's statistics (\*-starts):

Date	Opponent	A-C-I	Yards	TD
08/31/06	at Miss. State	4-2-0	48	0
09/09/06	vs Georgia	11-7-0	64	0
09/01/07	vs La.-Lafayette*	14-10-1	101	1
09/22/07	at LSU	26-12-1	174	1
09/29/07	vs Miss. State*	37-19-1	279	2
10/04/07	vs Kentucky*	30-17-0	256	2
10/13/07	at North Carolina*	26-17-1	172	3
<b>TOTALS</b>		<b>148-84-4</b>	<b>1094</b>	<b>9</b>

**MITCHELL IN RELIEF:** Fifth-year senior quarterback **Blake Mitchell** has been relegated to a backup role. The LaGrange, Ga. native is 13-7 in 20 career starts. He is the only Gamecock quarterback to defeat Georgia, Clemson, Florida and Tennessee in his career. Mitchell ranks seventh in the Carolina record books with 4,636 career passing yards. He was the MVP of the 2006 Liberty Bowl.

**Tracking the 2007 Opponents**

Opponent (Date vs. Carolina)	W-L	Last Game	Next Game
vs Louisiana Lafayette (9/1)	1-6	L, 52-21 at Arkansas State	vs Florida Atlantic (10/20)
at Georgia (9/8)	5-2	W, 20-17 at Vanderbilt	vs Florida (10/27)
vs South Carolina State (9/15)	3-3	W, 49-14 vs Florida A&M	at Hampton (10/20)
at LSU (9/22)	6-1	L, 43-37 at Kentucky (3OT)	vs Auburn (10/20)
vs Mississippi State (9/29)	4-3	L, 33-21 vs Tennessee	at West Virginia (10/20)
vs Kentucky (10/4)	6-1	W, 43-37 vs LSU (3OT)	vs Florida (10/20)
at North Carolina (10/13)	2-5	L, 21-15 vs South Carolina	at Wake Forest (10/27)
vs Vanderbilt (10/20)	3-3	L, 20-17 vs Georgia	at South Carolina (10/20)
at Tennessee (10/27)	4-2	W, 33-21 at Mississippi State	at Alabama (10/20)
at Arkansas (11/3)	3-3	L, 9-7 vs Auburn	at Ole Miss (10/20)
vs Florida (11/10)	4-2	L, 28-24 at LSU	at Kentucky (10/20)
vs Clemson (11/24)	4-2	L, 41-23 vs Virginia Tech	vs Central Michigan (10/20)
<b>Opponents' Overall Record</b>	<b>45-33 (.577)</b>		

**South Carolina-Vanderbilt  
By the Numbers**

	USC	VU
Record	6-1	3-3
Points Scored	195	136
Points/Game	27.9	22.7
Opp. Points Scored	116	120
Opp. Points/Game	16.6	20.0
First Downs	142	111
Opp. First Downs	134	99
3rd Down Conversions	38%	38%
Opp. 3rd Down Conversions	26%	39%
4th Down Conversions	50%	62%
Opp. 4th Down Conversions	42%	38%
Rushing Attempts	242	230
Yards Rushing	894	887
Yards Rushing/Game	127.7	147.8
Opp. Rushing Attempts	291	219
Opp. Yards Rushing	1276	892
Opp. Yards Rush/Game	182.3	148.7
Passes Attempted	224	167
Passes Completed	130	90
Yards Passing	1548	1046
Yards Pass/Game	221.1	174.3
Opp. Passes Attempted	215	155
Opp. Passes Completed	106	86
Opp. Yards Passing	1044	996
Opp. Yards Pass/Game	149.1	166.0
Total Plays	466	397
Total Yards	2442	1933
Avg. Yards/Game	348.9	322.2
Avg. Yards/Play	5.2	4.9
Opp. Total Plays	506	374
Opp. Total Yards	2320	1888
Opp. Total Yards/Game	331.4	314.7
Opp. Total Yards/Play	4.6	5.0
Avg. Poss. Time/Game	28:49	30:15
Opp. Avg. Poss. Time/Game	31:11	29:45

**SOUTH CAROLINA CAREER PASSING LISTS:**

**PASS ATTEMPTS**

- Todd Ellis (1986-89) 1,350
- Steve Taneyhill (1992-95) 1,245
- Phil Petty (1998-2001) 861
- Anthony Wright (1995-98) 796
- Tommy Suggs (1968-70) 672
- Bobby Fuller (1990-91) 634
- Blake Mitchell (2004-07) 607**

**PASS COMPLETIONS**

- Steve Taneyhill (1992-95) 753
- Todd Ellis (1986-89) 747
- Phil Petty (1998-01) 454
- Anthony Wright (1995-98) 432
- Bobby Fuller (1990-91) 373
- Blake Mitchell (2004-07) 371**

**COMPLETION PERCENTAGE  
(Min. 150 attempts)**

- Blake Mitchell (2004-07) .611 (371 of 607)**
- Steve Taneyhill (1992-95) .605 (753 of 1245)

**PASSING TOUCHDOWNS**

- Steve Taneyhill (1992-95) 62
- Todd Ellis (1986-89) 49
- Anthony Wright (1995-98) 38
- Tommy Suggs (1968-70) 34
- Blake Mitchell (2004-07) 31**

**PASSING YARDS**

- Todd Ellis (1986-89) 9,953
- Steve Taneyhill (1992-95) 8,782
- Anthony Wright (1995-98) 5,681
- Phil Petty (1998-01) 5,652
- Tommy Suggs (1968-70) 4,916
- Bobby Fuller (1990-91) 4,896
- Blake Mitchell (2004-07) 4,636**

**MCKINLEY MOVIN' ON UP:** Junior wide receiver **Kenny McKinley** is the top receiving threat for the Gamecocks. He has 37 catches for 446 yards with six of the team's 13 touchdown receptions. He has scored five TDs in the last five games. He has a pair of 100-yard receiving games this season - a seven-catch, 102-yard performance at Georgia and a four-catch, 107-yard, 2-TD outing against Mississippi State, his third and fourth career 100-yard games. He is tied for fifth in the SEC averaging 5.29 receptions per game and is eighth in receiving yards at a clip of 63.7 yards per game. McKinley caught 51 passes for 880 yards, an average of 17.3 yards per catch in 2006. The receptions (10th) and yards (6th) both figured in USC's single-season top 10 list. He has also caught a pass in 28 straight games, the 11th longest current streak in the country and the fifth longest in school history behind Sterling Sharpe (34), Jermale Kelly (34), Ryan Brewer (31) and Fred Zeigler (29).

**SOUTH CAROLINA CAREER RECEIVING LISTS:**

**RECEPTIONS**

- Sterling Sharpe (1983, 1985-87) 169
- Zola Davis (1995-98) 164
- Robert Brooks (1988-91) 156
- Jermale Kelly (1997-00) 153
- Fred Zeigler (1967-69) 146
- Sidney Rice (2005-06) 142
- Stanley Pritchett (1992-95) 116
- Kenny McKinley (2005-07) 113**

**RECEIVING YARDS**

- Sterling Sharpe (1983, 1985-87) 2,497
- Zola Davis (1995-98) 2,354
- Sidney Rice (2005-06) 2,233
- Robert Brooks (1988-91) 2,211
- Jermale Kelly (1997-00) 2,181
- Philip Logan (1974-77) 2,063
- Fred Zeigler (1967-69) 1,876

- Troy Williamson (2002-04) 1,754
  - Kenny McKinley (2005-07) 1,617**
- RECEIVING TOUCHDOWNS**
- Sidney Rice (2005-06) 23
  - Robert Brooks (1988-91) 19
  - Jermale Kelly (1997-00) 19
  - Sterling Sharpe (1983, 1985-87) 17
  - Zola Davis (1995-98) 17
  - Philip Logan (1974-77) 15
  - Toby Cates (1991-94) 13
  - Monty Means (1992-95) 13
  - Troy Williamson (2002-04) 13
  - Kenny McKinley (2005-07) 12**

**Starting Assignments**

Player	2007	Career
Kenny McKinley	7	26
Jamon Meredith	7	24
Cory Boyd	7	22
Casper Brinkley	7	20
Blake Mitchell	3	20
Carlos Thomas	5	18
Rodney Paulk	7	17
Jasper Brinkley	4	17
Chris Hampton	1	17
Nathan Pepper	3	15
Jordin Lindsey	0	15
William Brown	7	14
Andy Boyd	6	14
Mike Davis	0	14
Justin Sorensen	7	13
Lanard Stafford	4	13
Captain Munnerlyn	7	12
Marque Hall	5	11
Stoney Woodson	1	11
Emanuel Cook	5	10
Joel Reaves	1	9
Ryan Brown	0	9
Cody Wells	0	9
Garrett Anderson	4	8
Mike West	0	8
Eric Norwood	7	7
Freddie Brown	3	7
Marvin Sapp	3	7
Brandon Isaac	4	6
James Thompson	3	6
Ladi Ajiboye	5	5
Darian Stewart	5	5
Hutch Eckerson	0	5
Robert Pavlovic	0	5
Cliff Matthews	4	4
Chris Smelley	4	4
Lemuel Jeanpierre	3	4
Dustin Lindsey	0	4
Seaver Brown	3	3
Dion Lecorn	3	3
Moe Brown	2	3
Jared Cook	2	3
Gurminder Thind	1	3
Jonathan Williams	2	2
Yvan Banag	0	2
Jason Barnes	1	1
Travian Robertson	1	1
Bryan Kingrey	0	1
Taylor Rank	0	1
Bobby Wallace	0	1



## Media Services

Head Coach Steve Spurrier conducts his weekly press conference Tuesdays in the team meeting room in the Crews Building (second floor, south end zone) at Williams-Brice Stadium. Coach Spurrier begins the press conference at noon and a box lunch is served. Selected players are also available for interviews either before or following Coach Spurrier.

### Sunday Teleconference:

Head Coach Steve Spurrier conducts a Sunday teleconference with the media at 2 p.m. ET. Contact the media relations office to get the phone number and code to join in on the call.

### SEC Teleconference:

The Southeastern Conference will again host a weekly press teleconference each Wednesday from Aug. 29 through Nov. 21. The teleconference, open to the media, will feature the head coach from each team every week. Please contact either the SEC Media Relations office at (205) 458-3010 or the school's Media Relations Department for the telephone number. All times are Eastern:

- 11:00 a.m. ET - Mark Richt, Georgia
- 11:07 a.m. ET - Steve Spurrier, South Carolina**
- 11:14 a.m. ET - Urban Meyer, Florida
- 11:21 a.m. ET - Bobby Johnson, Vanderbilt
- 11:28 a.m. ET - Phillip Fulmer, Tennessee
- 11:35 a.m. ET - Nick Saban, Alabama
- 11:42 a.m. ET - Houston Nutt, Arkansas
- 11:49 a.m. ET - Ed Orgeron, Ole Miss
- 11:56 a.m. ET - Les Miles, LSU
- 12:03 a.m. ET - Sylvester Croom, Mississippi State
- 12:10 a.m. ET - Tommy Tuberville, Auburn
- 12:17 a.m. ET - Rich Brooks, Kentucky

### Weekly Interview Opportunities:

South Carolina players are available for interviews after practice on Monday evening, Tuesday following Coach Spurrier's press conference and Wednesday following practice. All interview requests should be made 24 hours in advance. Coach Spurrier is available to the media via teleconference on Sunday, following practice on Monday evening, at the noon press conference on Tuesday, via the SEC teleconference on Wednesday and following practice on both Wednesday and Thursday. He also does his weekly radio show from Wild Wing Cafe in the Vista on Thursday nights from 7-8 p.m. Players are not available for interviews on Thursdays, Fridays or Sundays. Gamecock practices are closed to both the public and media unless otherwise notified.

### Satellite Feeds:

The Steve Spurrier press conference is available live via satellite each Tuesday. Coordinates are Galaxy C26, Transponder 9, Uplink: 6105 (H); Downlink: 3880 (V). The press conference will be available from 2:00-2:30 p.m. ET.

**BOYD BY THE NUMBERS:** Senior tailback **Cory Boyd** is back for his fifth and final season in the Garnet & Black. Boyd leads the team with 482 yards rushing, averaging 4.7 yards per carry with four touchdowns. He is averaging 68.9 yards per contest. He rushed for a career-high 132 yards on just 11 carries in the win over South Carolina State, averaging 12.0 yards per carry. It was his fourth career 100-yard rushing game. He is also third on the team with 18 receptions for 195 yards. He has 99 career receptions. The Orange, N.J. native was the team's leading rusher a season ago when he totaled 823 yards on the ground in 164 carries, an average of 5.0 yards per carry. He also caught 35 passes out of the backfield for 406 yards, an 11.6 yard average.

**BOYD AMONG THE BEST:** **Cory Boyd** is just the fourth player in school history to log 1,000 yards rushing (1,846) and haul in 90+ receptions (99). The others are Stanley Pritchett, Brandon Bennett and Harold Green. He has also gone over the 1,000-yard plateau in both rushing (1,846) and receiving (1,093), joining Stanley Pritchett (1,178 rushing and 1,097 receiving) as the only players in school history to accomplish that feat. He needs 154 rushing yards to become the 13th player in school history with 2,000 yards rushing in a career.

**DAVIS MAKES IT A SOLID DUO:** Junior **Mike Davis** has matched Cory Boyd nearly yard-for-yard this season, giving the Gamecocks a solid one-two punch in the running game. Coach Spurrier has said that he thinks the Boyd-Davis tandem is as good as any two-some he's coached. Davis, who eclipsed the 100-yard rushing plateau for the third time in his career against South Carolina State, has rushed 84 times for 411 yards and five touchdowns this season, an average of 4.9 yards per carry. He tied the school record with three rushing touchdowns in the win over Mississippi State. He has rushed for 1,551 career yards for his hometown school. He is also the Gamecocks' second-leading receiver with 19 catches for 162 yards and a touchdown.

**SHARING THE LOAD:** The Gamecock running back tandem of **Cory Boyd** and **Mike Davis** has nearly identical rushing numbers this season:

Player	GP/GS	ATT	YDS	AVG.	TD
C. Boyd	7/7	102	482	4.7	4
M. Davis	7/0	84	411	4.9	5

And the two have combined for nearly 3,400 career rushing yards between them:

Player	GP/GS	ATT	YDS	AVG.	TD
C. Boyd	41/22	386	1846	4.8	18
M. Davis	31/14	330	1551	4.7	16

**TIGHT ENDS CONTRIBUTE:** While searching for a solid second wide receiver to go to, the Gamecock offense has turned to its tight ends. A trio of tight ends, **Jared Cook** (15 catches for 256 yards and one touchdown), **Weslye Saunders** (eight catches for 106 yards) and **Andy Boyd** (five catches for 55 yards and a touchdown) have combined for 24 receptions for 417 yards. Meanwhile, the wide receivers not named McKinley have combined for just 23 receptions for 289 yards.

**PLAYING SHORT-HANDED:** Defensive coordinator Tyrone Nix has had his Gamecock defense playing short-handed most of the season. Starting defensive end **Nathan Pepper** suffered a season-ending knee injury when he scored on an interception against South Carolina State. Starting middle linebacker **Jasper Brinkley**, the Gamecocks only pre-season all-SEC performer, was lost for the season after suffering a knee injury in the loss at LSU. Projected starter at defensive end and the Defensive MVP of the 2006 Liberty Bowl, **Jordin Lindsey**, has been sidelined all season due to academic issues.

**ERIC BRINGS THE WOOD:** Sophomore defensive end **Eric Norwood** has performed at an all-league level for the Gamecocks along the defensive line. A Freshman All-American last season, Norwood is second on the squad with 41 tackles this season, including 10.0 tackles for loss, fourth in the SEC. He has 5.0 sacks this season, which places him fifth in the league, and 12.0 sacks in his career in the Garnet & Black. He also has been credited with five quarterback hurries and three pass break ups. A big-play performer, Norwood has a blocked punt and two fumble recoveries for touchdowns to his credit this season.

### SOUTH CAROLINA CAREER SACKS LISTS:

- |                               |             |
|-------------------------------|-------------|
| 1. Andrew Provence (1980-82)  | 26.0        |
| 2. John Abraham (1996-99)     | 23.5        |
| 3. Cecil Caldwell (1997-00)   | 15.5        |
| 4. Stacy Evans (1993-94)      | 15.0        |
| Kalimba Edwards (1998-01)     | 15.0        |
| George Gause (2001-04)        | 15.0        |
| 7. Phil Ellis (1979-82)       | 14.0        |
| 8. Troy Duke (1989-92)        | 12.5        |
| 9. Eric Sullivan (1992-95)    | 12.0        |
| Henry Taylor (1994-97)        | 12.0        |
| <b>Eric Norwood (2006-07)</b> | <b>12.0</b> |

**COOKIN' WITH EMANUEL:** Another Gamecock who deserves post-season accolades and is one of the Gamecocks' toughest players is safety **Emanuel Cook**. One of the surest tacklers on the team, the sophomore missed the season opener after being sidelined with an appendectomy, but returned just two weeks later to play against Georgia. Despite missing one game and most of a second, he leads the team with 46 tackles, including 36 solo stops. He has at least seven tackles in each of his five starts, including a team-high 11 at LSU, totaling 43 tackles in that span, an average of 8.6 per game. He is currently seventh in the SEC, averaging 7.7 tackles per game.

**PICKIN' AND GRINNIN':** The Gamecocks picked off three passes in the win at North Carolina, including two by **Emanuel Cook**, the first two of his career. He became the first Gamecock to have two INTs in a game since Fred Bennett picked off two against Alabama on Oct. 2, 2004. The Gamecocks have 10 interceptions this season in seven games, including two each by Cook, **Darian Stewart**, **Captain Munnerlyn** and **Jasper Brinkley**. Last season, the Gamecocks picked off 14 passes in 13 games.



**Carolina Trends**

	Under	2007 Spurrier
Overall	6-1	21-11
Home	4-0	12-6
Road	2-1	8-4
Neutral	0-0	1-1
Grass	6-1	20-10
Turf	0-0	1-1
Leading After 1st Quarter	5-0	14-3
Tied After 1st Quarter	1-1	5-2
Trailing After 1st Quarter	0-0	2-6
Leading At Halftime	6-0	15-3
Tied at Halftime	0-0	2-1
Trailing at Halftime	0-1	4-7
Leading After 3rd Quarter	6-0	19-2
Tied After 3rd Quarter	0-0	1-2
Trailing After 3rd Quarter	0-1	1-7
When Scoring First	5-0	16-4
When Opponent Scores First	1-1	5-7
Largest Halftime Lead	18	22
Largest Halftime Deficit	14	31
Score 20 or more Points	5-0	16-3
Score 30 or more Points	3-0	12-1
Opponents Score 20 or less	4-0	15-4
Games Decided by 3 or less	0-0	2-2
Games Decided by 10 or less	2-0	11-7
Rush for 100 Yards or more	5-0	16-5
Rush for 150 Yards or more	2-0	9-2
Pass for 200 Yards or more	3-1	12-8
Pass for 300 Yards or more	0-0	3-0
Total 400 Yards or more	3-0	8-2
Opp. Rush less than 100 yards	0-0	5-1
Opp. Pass less than 200 yards	3-1	13-5
Opp. Total less than 300 yards	2-0	8-0
Commit More Turnovers	2-1	8-7
Commit Fewer Turnovers	3-0	9-2
Commit Equal Turnovers	1-0	4-2
Lead in Time of Possession	2-0	10-4
Trail in Time of Possession	4-1	11-7

**KICKIN' WITH RYAN:** The Gamecocks have one of the nation's best all-around kickers in **Ryan Succop**. Succop, a 6-2, 214-pound junior from Hickory, N.C., is 7-for-10 in field goal attempts this season. All three of his misses have come from at least 47 yards out (47, 48 and 50). He was the SEC Special Teams Player of the Week against Georgia after drilling all three of his field goal attempts in the 16-12 win. He is 23-for-32 in field goal attempts in his career. He has converted 17 of his last 20 attempts from inside 47. Succop also handles the kick off and punting duties for South Carolina. He is averaging 41.7 yards per punt this season with a long of 57 after averaging 43.7 yards per punt in 2006, and is averaging 65.5 yards on his kickoffs. The Gamecocks are second in the SEC in kickoff coverage with a net mark of 44.0 yards. He is on both the Lou Groza and Ray Guy watch lists.

**PRE-SEASON ACCOLADES:** **Jasper Brinkley** was the only Gamecock to earn pre-season first team All-SEC honors by both the media and the coaches. **Ryan Succop** earned first team honors as a placekicker by the media, but was a second team selection by the coaches. Succop also earned second team honors by both the media and coaches as a punter. Tight end **Andy Boyd** was a second team selection by the coaches, while tailback **Cory Boyd** and defensive end **Casper Brinkley** gained third team recognition by the league's coaches.

**THE OLDEST GAMECOCK:** Despite turning 24 years old on August 15, sixth-year senior **Andy Boyd** is not the oldest Gamecock on the roster. That distinction goes to walk-on linebacker **Marcus Davis**, who turned 28-years-old on Aug. 28. He was a 1997 graduate of Columbia's Eau Claire High School. It is believed that Davis is the oldest Division I football player in the country this year, although he is not in the "Tim Frisby" category.

**CALL 'EM AS I SEE 'EM:** Steve Spurrier is one of 14 Division I-A head coaches who calls his team's offensive plays. The others? Turner Gill (Buffalo), Bill Cubit (Western Michigan), Troy Calhoun (Air Force), Todd Dodge (North Texas), Jeff Tedford (California), Bob Toledo (Tulane), Art Briles (Houston), Bill Callahan (Nebraska), Ralph Friedgen (Maryland), Paul Johnson (Navy), June Jones (Hawaii), Charlie Weis (Notre Dame) and Hal Mumme (New Mexico State).

**GAME CAPTAINS:** The Gamecocks select captains for each game.

**ULL:** Captain Munnerlyn, Brandon Isaac and Justin Sorensen.

**UGA:** Cory Boyd, Eric Norwood, Marque Hall and Andy Boyd.

**SCSU:** Mike Davis, Darian Stewart, Casper Brinkley and William Brown.

**LSU:** Cory Boyd, Emanuel Cook, Jasper Brinkley and William Brown.

**MSU:** Chris Hampton, Lanard Stafford, Eric Norwood and William Brown.

**UK:** Kenny McKinley, Emanuel Cook, Cody Wells and Andy Boyd.

**UNC:** Ryan Succop, Marque Hall, Andy Boyd and Jonathan Williams.

**EARNING HIS KEEP:** Prior to the start of the season, Steve Spurrier placed former walk-on **Bryan Kingrey** on scholarship. Over the past three years, Coach Spurrier has rewarded 10 former walk-ons on scholarships.

**RECRUITING SUCCESS:** The Gamecocks are coming off the most successful February signing day in school history. The class was ranked fourth in the country by ESPN.com, sixth by Rivals.com and seventh by Scout.com. It was the Gamecocks' first top-10 class since 2003 (8th) and is the highest-ranked class in school history, bettering the 2002 class that was ranked as high as No. 7 by ESPN's Tom Lemming. This year's class features five players on the Rivals100 list including WR Chris Culliver (19), DE Cliff Matthews (32), QB Stephen Garcia (90), DE Travian Robertson (96) and OT Quintin Richardson (99).

**Carolina Radio Affiliates**

CITY	STATION	FREQUENCY
Abbeville	WZLA-FM	92.9 FM
Aiken	WKSX-FM	92.7 FM
Allendale	WDOG-FM	93.5 FM
Anderson	WRIX-FM	103.1 FM
Camden	WPUB-FM	102.7 FM
Charleston	WTMA-AM	1250 AM
Charleston	WNKT-FM	107.5 FM
Chesterfield	WVSY-FM	107.3 FM
Clinton	WPCC-AM	1410 AM
Columbia	WISW-AM	1320 AM
Columbia	WTCB-FM	106.7 FM
Columbia	WOMG-FM	103.1 FM
Florence	WWFN-FM	100.1 FM
Georgetown	WGTM-AM	1400 AM
Greenville	WYRD-AM	1330 AM
Greenwood	WLMA-AM	1350 AM
Hilton Head	WGZO-FM	103.1 FM
Lancaster	WRHM-FM	107.1 FM
Myrtle Beach	WRNN-FM	99.5 FM
Newberry	WKDK-AM	1240 AM
Orangeburg	WGFG-FM	105.1 FM
Seneca	WSNW-AM	1150 AM
Spartanburg	WORD-AM	950 AM
Sumter	WIBZ-FM	95.5 FM
Union	WBCU-AM	1460 AM
Walterboro	WALI-FM	93.7 FM
Nashville, TN	WGFX-FM	104.5 FM

**Carolina Rankings**

Category	Avg.	SEC	NCAA
Scoring Offense	27.86	8	59
Rushing Offense	127.71	11	86
Passing Offense	221.14	6	66
Passing Efficiency	127.17	6	63
Total Offense	348.86	9	88
Scoring Defense	16.57	3	14
Rushing Defense	182.29	10	90
Passing Defense	149.14	1	3
Pass Efficiency Defense	88.46	2	4
Total Defense	331.43	6	35
Kickoff Returns	22.31	8	51
Punt Returns	9.80	5	53
Net Punting	37.09	3	31
Turnover Margin	0.00	8	61

**South Carolina  
In the Red Zone**

	USC	OPP
Red Zone Opportunites	26	22
Red Zone Scores	23	16
Scoring Percentage	88.5	72.7
Points Scored in Red Zone	140	91
Avg. Points/Red Zone	5.4	4.1
Touchdowns Scored	18	11
Touchdowns Rushing	8	7
Touchdowns Passing	10	4
Field Goals Attempted	5	5
Field Goals Made	5	5
Fumbles	0	1
Interceptions	1	2
Downs	1	3
End of Half	1	0

**FRESH FACES:** The Gamecocks have played 15 members of their highly-touted recruiting class. **Travian Robertson** started in the season opener against ULL. The others who have seen action are wide receivers **Jason Barnes, Mark Barnes, Matt Clements, Dion Lecorn, Chris Culliver** and **Joe Hills**, tailback **Brian Maddox**, fullback **Patrick DiMarco**, tight end **Weslye Saunders**, defensive linemen **Clifton Geathers** and **Ladi Ajiboye**, linebackers **Melvin Ingram** and **Cliff Matthews** and cornerback **Addison Williams**.

**BCS Standings**

Rank	Team	BCS AVG.
1.	Ohio State	.9416
2.	South Florida	.9200
3.	Boston College	.8906
4.	LSU	.8400
5.	Oklahoma	.7623
<b>6.</b>	<b>South Carolina</b>	<b>.7432</b>
7.	Kentucky	.6833
8.	Arizona State	.6831
9.	West Virginia	.6624
10.	Oregon	.6369
11.	Virginia Tech	.6298
12.	California	.6000
13.	Kansas	.5170
14.	Southern California	.4724
15.	Florida	.4352
16.	Missouri	.3818
17.	Auburn	.3373
18.	Hawaii	.2841
19.	Virginia	.2290
20.	Georgia	.2244
21.	Tennessee	.1953
22.	Texas	.1799
23.	Cincinnati	.1192
24.	Texas Tech	.1052
25.	Michigan	.0783

**NEW DECADE, DIFFERENT RESULTS:** The Gamecocks have a 54-37 record since the calendar turned to 2000. The 54 wins is 13 more their total of 41 victories posted in the entire decade of the '90s. Carolina's most victories in any decade is 63, set from 1980-89.

**OVERTIME:** USC has played one overtime game in its history, falling to Tennessee 23-20 in Knoxville on Sept. 27, 2003. Every other SEC team has played at least three OT games since the rule was established in 1996.

**UP NEXT:** The Gamecocks are back on the road in the SEC when they travel to Eastern Division rival Tennessee on Saturday, Oct. 27. The Volunteers lead the all-time series, 20-3-2, including a 12-1 mark at Neyland Stadium in Knoxville. However, the Gamecocks won on their last trip into Neyland, knocking off the Vols by a 16-15 score on Oct. 29, 2005.

**Gamecocks in the NFL**

Player	Team
Ko Simpson	Buffalo
Jonathan Joseph	Cincinnati
Shaun Smith	Cleveland
Fred Bennett	Houston
Dunta Robinson	Houston
Terry Cousin	Jacksonville
Andre Goodman	Miami
Andrew Pinnock	San Diego
John Abraham	Atlanta
Travelle Wharton	Carolina
Rod Wilson	Chicago
Kalimba Edwards	Detroit
Langston Moore	Detroit
Sidney Rice	Minnesota
Troy Williamson	Minnesota
Jamar Nesbit	New Orleans
Anthony Wright	New York Giants
Sheldon Brown	Philadelphia
Lance Laury	Seattle

**2007 Game-by-Game Starters**

**USC Offense**

POS.	ULL	UGA	SCSU	LSU	MSU	KY	UNC	VANDY	TENN	ARK	FLA	CLEM
WR	McKinley	McKinley	McKinley	McKinley	McKinley	McKinley	McKinley					
WR	M. Brown	F. Brown	M. Brown	J. Barnes	Lecorn	Lecorn	Lecorn					
TE	A. Boyd	A. Boyd	A. Boyd	A. Boyd	A. Boyd	A. Boyd	J. Cook					
LT	Meredith	Meredith	Meredith	Meredith	Meredith	Meredith	Meredith					
LG	Anderson	Anderson	Thind	Anderson	S. Brown	S. Brown	S. Brown					
C	W. Brown	W. Brown	W. Brown	W. Brown	W. Brown	W. Brown	W. Brown					
RG	Jeanpierre	Jeanpierre	Anderson	Jeanpierre	Thompson	Thompson	Thompson					
RT	Sorenson	Sorensen	Sorensen	Sorensen	Sorensen	Sorensen	Sorensen					
QB	Smelley	Mitchell	Mitchell	Mitchell	Smelley	Smelley	Smelley					
FB	Stafford	Stafford	J. Cook (TE)	Stafford	Stafford	F. Brown (WR)	F. Brown (WR)					
TB	C. Boyd	C. Boyd	C. Boyd	C. Boyd	C. Boyd	C. Boyd	C. Boyd					

**USC Defense**

POS.	ULL	UGA	SCSU	LSU	MSU	KY	UNC	VANDY	TENN	ARK	FLA	CLEM
DE	Norwood	Norwood	Norwood	Norwood	Norwood	Norwood	Norwood					
DT	Hall	Hall	Hall	Hall	Hall	J. Williams	J. Williams					
DT	Pepper	Ajiboye	Ajiboye	Ajiboye	Ajiboye	Reaves	Ajiboye					
DE	Robertson	Pepper	Pepper	C. Brinkley	C. Brinkley	C. Brinkley	C. Brinkley					
LB	C. Brinkley	C. Brinkley	C. Brinkley	Matthews	Matthews	Matthews	Matthews					
LB	J. Brinkley	J. Brinkley	J. Brinkley	J. Brinkley	Sapp	Sapp	Sapp					
LB	Paulk	Paulk	Paulk	Paulk	Paulk	Paulk	Paulk					
CB	Munnerlyn	Munnerlyn	Munnerlyn	Munnerlyn	Munnerlyn	Munnerlyn	Munnerlyn					
ROV	Isaac	Isaac	E. Cook	E. Cook	E. Cook	E. Cook	E. Cook					
FS	Woodson	Stewart	Stewart	Hampton	Stewart	Stewart	Stewart					
CB	Thomas	Thomas	Isaac	Thomas	Thomas	Thomas	Isaac					

# South Carolina Depth Chart

## Offense

- WR** 11 Kenny McKinley (6-0, 177, Jr.\*\*)  
 9 Moe Brown (6-0, 179, So.\*)  
**-OR-** 8 Larry Freeman (6-1, 216, Jr.-TR)
- WR** 18 Dion Lecorn (5-11, 217, Fr.)  
 82 Freddie Brown (6-2, 209, So.\*)
- LT** 77 Jamon Meredith (6-5, 293, Jr.\*\*)
- LG** 63 Seaver Brown (6-5, 316, Fr.-RS)  
 75 Gurminder Thind (6-4, 287, Jr.\*)
- C** 71 William Brown (6-4, 289, Sr.\*\*\*)  
 70 Garrett Anderson (6-4, 303, So.\*)
- RG** 67 James Thompson (6-3, 316, Sr.\*\*)  
 57 Lemuel Jeanpierre (6-3, 300, So.\*)
- RT** 78 Justin Sorensen (6-7, 325, Jr.\*)  
 74 Heath Batchelor (6-7, 304, Fr.-RS)
- TE** 80 Andy Boyd (6-4, 267, Sr.\*\*\*)  
 84 Jared Cook (6-5, 235, So.\*)
- QB** 7 Chris Smelley (6-2, 216, Fr.-RS)  
 12 Blake Mitchell (6-3, 217, Sr.\*\*\*)
- FB** 39 Lanard Stafford (5-9, 244, Sr.\*\*)  
 47 Patrick DiMarco (6-1, 219, Fr.)
- TB** 3 Cory Boyd (6-1, 217, Sr.\*\*\*)  
 25 Mike Davis (5-9, 215, Jr.\*\*)

## Defense

- DE** 40 Eric Norwood (6-0, 258, So.\*)  
 43 Ryan Brown (6-0, 259, Sr.\*\*)
- DT** 79 Marque Hall (6-3, 293, Jr.\*\*)  
**-OR-** 99 Jonathan Williams (6-2, 287, Jr.-TR)
- DT** 91 Ladi Ajiboye (6-1, 291, Fr.)  
 98 Joel Reaves (6-1, 288, Sr.\*)
- DE** 51 Casper Brinkley (6-2, 255, Sr.\*)  
 42 Travian Robertson (6-4, 255, Fr.)
- SLB** 45 Rodney Paulk (6-0, 220, So.\*)  
 30 Yvan Banag (5-10, 227, Jr.\*\*)
- MLB** 53 Marvin Sapp (5-11, 228, Jr.\*\*)  
 6 Melvin Ingram (6-2, 255, Fr.)
- WLB** 83 Cliff Matthews (6-4, 239, Fr.)  
 24 Cody Wells (5-11, 218, Sr.\*\*\*)
- CB** 1 Captain Munneryn (5-9, 180, So.\*)  
 23 Mike West (6-0, 214, Sr.\*\*)
- FS** 32 Darian Stewart (5-11, 216, So.\*)  
 36 Stoney Woodson (5-11, 194, Jr.\*\*)
- SS** 21 Emanuel Cook (5-10, 211, So.\*)  
 33 Chris Hampton (5-11, 194, Sr.\*\*\*)
- CB** 5 Carlos Thomas (5-11, 192, Jr.\*\*)  
**-OR-** 26 Brandon Isaac (6-2, 200, Sr.\*)  
 7 Addison Williams (5-8, 176, Fr.)

## Special Teams

- PK** 14 Ryan Succop (6-2, 214, Jr.\*\*)  
 87 Spencer Lanning (5-10, 177, Fr.-RS)
- P** 14 Ryan Succop (6-2, 214, Jr.\*\*)  
 87 Spencer Lanning (5-10, 177, Fr.-RS)
- KR** 17 Chris Culliver (6-0, 192, Fr.)  
 1 Captain Munneryn (5-9, 180, So.\*)
- PR** 1 Captain Munneryn (5-9, 180, So.\*)  
 11 Kenny McKinley (6-0, 177, Jr.\*\*)
- SN** 59 Charles Turner (6-4, 221, Fr.-RS)  
 6 Tommy Beecher (6-1, 220, So.)
- H** 6 Tommy Beecher (6-1, 220, So.)  
 83 Scott Spurrier (5-4, 162, So.)

### Coaching Staff

- Steve Spurrier ..... Head Coach  
 Ron Cooper ..... Assistant Head Coach/Secondary  
 Tyrone Nix ..... Defensive Coordinator/Inside Linebackers  
 Brad Lawing ..... Defensive Line  
 Shane Beamer ..... Outside Linebackers/Co-Special Teams  
 John Hunt ..... Offensive Line  
 Robert Gillespie ..... Running Backs  
 Steve Spurrier, Jr. .... Wide Receivers  
 Fred Chatham ..... Tight Ends/Co-Special Teams  
 David Reaves ..... Quarterbacks/Recruiting Coordinator

### Pronunciation Guide

- Ladi Ajiboye ..... LAH-dee AW-ji-boy  
 Pierre Andrews ..... pee-AIR  
 Yvan Banag ..... ee-VON ben-AG  
 John Guerry ..... GEAR-ee  
 Paul Haile ..... HAIL  
 Marque Hall ..... mar-KEE  
 Lemuel Jeanpierre ..... lem-YOOL john-pee-AIR  
 Jamon Meredith ..... juh-MAHN  
 Captain Munneryn ..... MUN-er-linn  
 Robert Pavlovic ..... pav-LOW-vick  
 Joel Reaves ..... joe-L  
 Vandalal Shackelford ..... van-DARE-ull  
 Gerrod Sinclair ..... jer-ROD  
 Lanard Stafford ..... luh-NARD  
 Ryan Succop ..... SUCK-up  
 Gurminder Thind ..... gur-MIN-der Thin-d  
 Ranzino Valentine ..... ran-ZEE-no

\*-Indicates Letters Won



## Offense

<b>WR</b>	11	Kenny McKinley (6-0, 177, Jr.**)	Top receiver has as many catches (37) as the next 2 receivers combined... has a catch in 28 straight games.
	9	Moe Brown (6-0, 179, So.*)	Had a reception in each of the first four games but none in the last three contests.
<b>-OR-</b>	8	Larry Freeman (6-1, 216, Jr.-TR)	Transfer who joined the team in January out of Pearl River CC in Mississippi... has one pass reception.
<b>WR</b>	18	Dion Lecorn (5-11, 217, Fr.)	True freshman who has started the last three games... has six receptions for 45 yards in those three contests.
	82	Freddie Brown (6-2, 209, So.*)	Has 9 catches for 117 yards, 2nd among the WRs, but did not have a catch in the win at North Carolina.
<b>LT</b>	77	Jamon Meredith (6-5, 293, Jr.**)	Regarded as the squad's top offensive lineman... started all 13 games in 2006 and has made 24 career starts.
<b>LG</b>	63	Seaver Brown (6-5, 316, Fr-RS)	Redshirt freshman who has started the last 3 games... logged 12 plays vs. SC State, his only prior action.
	75	Gurminder Thind (6-4, 287, Jr.*)	Saw significant action at North Carolina after coming off an injured left ankle... reaggrated the injury at UNC.
<b>C</b>	71	William Brown (6-4, 289, Sr.***)	Senior has been most consistent lineman... is the SEC rep to the Division I National SAAC committee.
	70	Garrett Anderson (6-4, 303, So.*)	Has started four games in '07, three at left guard... started four games at left guard as a true freshman in 2006.
<b>RG</b>	67	James Thompson (6-3, 316, Sr.**)	Returned to the roster at LSU... played the entire second half at RG that game and has started the last 3 games.
	57	Lemuel Jeanpierre (6-3, 300, So.*)	Made the transition to guard from D-tackle during the final week of spring drills... has started three games.
<b>RT</b>	78	Justin Sorensen (6-7, 325, Jr.*)	Has started each of the last 13 games at right tackle dating back to '06... one of three Canadians on the roster.
	74	Heath Batchelor (6-7, 304, Fr.-RS)	Redshirt freshman has appeared in one game (South Carolina State) in his brief tenure in the Garnet & Black.
<b>TE</b>	80	Andy Boyd (6-4, 267, Sr.***)	Sixth-year senior who is a pre-season 2nd team all-SEC pick... 4 of his 9 career receptions have been TDs.
	84	Jared Cook (6-5, 235, So.*)	Has at least one reception in every game this season, including four against Miss. State and three at UNC.
<b>QB</b>	7	Chris Smelley (6-2, 216, Fr.-RS)	Is 4-0 as a starter... single game highs are 19 completions, 37 attempts, 279 yards passing and 3 TD passes.
	12	Blake Mitchell (6-3, 217, Sr.***)	13-7 in 20 career starts... threw 4 TD passes over Houston, earning 2006 Liberty Bowl MVP honors.
<b>FB</b>	39	Lanard Stafford (5-9, 244, Sr.**)	Former walk-on who has made 13 career starts... has caught 6 passes, but has no career rushes to his credit.
	47	Patrick DiMarco (6-1, 219, Fr.)	True freshman who caught his first TD pass against Kentucky... uncle is professional golfer Chris DiMarco.
<b>TB</b>	3	Cory Boyd (6-1, 217, Sr.***)	One of 4 players in USC history with 1000 yards rushing and 90 receptions... has 4 100-yard rushing games.
	25	Mike Davis (5-9, 215, Jr.**)	Owens three 100-yard rushing games... one of 37 players in school history to rush for 1,000 yards in a career.

## Defense

<b>DE</b>	40	Eric Norwood (6-0, 258, So.*)	Second on the team with 41 tackles... leads with 10.0 TFLs and 5.0 sacks... has 12.0 career sacks.
	43	Ryan Brown (6-0, 259, Sr.**)	Veteran who has made nine career starts... was moved briefly to fullback in the spring, but returned to the D-Line.
<b>DT</b>	79	Marque Hall (6-3, 293, Jr.**)	Returned to the lineup in 2007 after suffering a season-ending knee injury in Game 2 (vs. Georgia) in 2006.
<b>-OR-</b>	99	Jonathan Williams (6-2, 287, Jr.-TR)	Junior college transfer who joined the squad in January from Mississippi Delta CC... started the last two games.
<b>DT</b>	91	Ladi Ajiboye (6-1, 291, Fr.)	True freshman who joined the team in January from Hargrave Military... has started five of the last six games.
	98	Joel Reaves (6-1, 288, Sr.*)	Senior who started vs. Ky... started eight games in 2006... played at Georgia Military with the Brinkley brothers.
<b>DE</b>	51	Casper Brinkley (6-2, 255, Sr.*)	Sixth on the team with 28 tackles... moved back to DE after starting the season at OLB... has 9.0 career sacks.
	42	Travian Robertson (6-4, 255, Fr.)	True freshman who enrolled in January... only true freshman to start the season opener against UL-Lafayette.
<b>SLB</b>	45	Rodney Paulk (6-0, 220, So.*)	Second team Freshman All-America in 2006... third on the team with 38 tackles... has 3.0 TFLs and a sack.
	30	Yvan Banag (5-10, 227, Jr.**)	Junior LB who has been used primarily on special teams... moved into the two-deep with the injury to Sinclair.
<b>MLB</b>	53	Marvin Sapp (5-11, 228, Jr.**)	Second on the team with 51 tackles in 2006... has made seven career starts... replaces the injured Jap. Brinkley.
	6	Melvin Ingram (6-2, 255, Fr.)	True freshman who has seen action at LB and on special teams... rare MLB who has four KO returns this season.
<b>WLB</b>	83	Cliff Matthews (6-4, 239, Fr.)	True freshman who has started the last 4 games... made his 1st start at LSU despite a broken bone in his hand.
	24	Cody Wells (5-11, 218, Sr.***)	Veteran player who has seen considerable action the last 4 games after missing two games with a leg injury.
<b>CB</b>	1	Captain Munnerynly (5-9, 180, So.*)	Top cover corner... has run a 4.35 40-yard dash... has two picks this season (SC State and Ky.) and 4 in his career.
	23	Mike West (6-0, 214, Sr.**)	Senior who has played linebacker and wide receiver during his South Carolina career.
<b>FS</b>	32	Darian Stewart (5-11, 216, So.*)	Fourth on the team with 34 tackles, including a team-high 9 tackles at Georgia... has 2 interceptions.
	36	Stoney Woodson (5-11, 194, Jr.**)	DNP at North Carolina (hamstring)... has made 11 career starts with three interceptions.
<b>SS</b>	21	Emanuel Cook (5-10, 211, So.*)	Leads the team with 46 tackles... recorded his first two career interceptions in the win at North Carolina.
	33	Chris Hampton (5-11, 194, Sr.***)	Made 11 starts in 2006 and has made 17 career starts... had six tackles and his third career INT at LSU.
<b>CB</b>	5	Carlos Thomas (5-11, 192, Jr.**)	DNP at North Carolina after suffering a neck injury during practice... status is questionable for this week.
<b>-OR-</b>	26	Brandon Isaac (6-2, 200, Sr.*)	Senior who has been hampered by an injured right shoulder... has 4 starts this season and 6 in his career.
	7	Addison Williams (5-8, 176, Fr.)	True freshman who was used in the "Nickel" package at North Carolina... has seen action in 4 games.

## Special Teams

<b>PK</b>	14	Ryan Succop (6-2, 214, Jr.**)	Lou Groza Award candidate who has connected on 7-of-10 FG's this season... owns a career long of 55 yards.
	87	Spencer Lanning (5-10, 177, So.)	Walk-on placekicker who backs up Ryan Succop... hit a 53-yard field goal during a fall scrimmage.
<b>P</b>	14	Ryan Succop (6-2, 214, Jr.**)	Ray Guy Award candidate... pre-season second team all-SEC choice after averaging 43.7 yards per punt in 2006.
	87	Spencer Lanning (5-10, 177, So.)	Walk-on punter who backs up Ryan Succop.

# Carolina Roster

No.	Name	Pos.	Ht.	Wt.	Yr.-Exp	Hometown (High/Last School)	No.	Name	Pos.	Ht.	Wt.	Yr.-Exp	Hometown (High/Last School)
1	Captain Munnerlyn	CB	5-9	180	SO-1L	Mobile, Ala. (Murphy)	46	Cedric Snead	CB	5-7	160	FR-HS	Garner, N.C. (Garner)
3	Cory Boyd	TB	6-1	217	SR-3L	Orange, N.J. (Orange)	47	Patrick DiMarco	FB	6-1	219	FR-HS	Altamonte Springs, Fla. (Lake Brantley)
4	Jason Barnes	WR	6-4	196	FR-HS	Charlotte, N.C. (Independence)	48	Vandalor Shackelford	LB	6-0	231	SO-1L	Riverdale, Ga. (Riverdale)
4	Alonzo Winfield	LB	6-0	204	FR-HS	Winston-Salem, N.C. (Carver)	49	Damien Wright	LB	6-0	219	SO-SQ	Sumter, S.C. (Crestwood)
5	Carlos Thomas	CB	5-11	192	JR-2L	College Park, Ga. (Banneker)	50	Chris Vaughn	DS	6-1	252	FR-HS	Columbia, S.C. (Irmo)
5	Stephen Garcia	QB	6-2	216	FR-HS	Tampa, Fla. (Jefferson)	51	Casper Brinkley	LB	6-2	255	SR-1L	Thomson, Ga. (Thomson/Georgia Military)
6	Tommy Beecher	QB	6-1	220	SO-SQ	Concord, N.C. (Concord)	52	Jasper Brinkley	LB	6-2	262	SR-1L	Thomson, Ga. (Thomson/Georgia Military)
6	Melvin Ingram	LB	6-2	255	FR-HS	Hamlet, N.C. (Richmond County)	53	Marvin Sapp	LB	5-11	228	JR-2L	Jacksonville, Fla. (Sandalwood)
7	Chris Smelley	QB	6-2	216	FR-RS	Tuscaloosa, Ala. (American Christian)	54	Hardee Sanders	OC	6-1	281	SO-SQ	Barnwell, S.C. (Barnwell)
7	Addison Williams	CB	5-8	176	FR-HS	Atlanta, Ga. (Westlake)	57	Lemuel Jeanpierre	OG	6-3	300	SO-1L	Orlando, Fla. (Timber Creek)
8	Larry Freeman	WR	6-1	216	JR-TR	Fort Meade, Fla. (Fort Meade/Pearl River CC)	58	John Guerry	LB	6-0	218	SO-SQ	Columbia, S.C. (Dreher)
9	Moe Brown	WR	6-0	179	SO-1L	Anderson, S.C. (Westside)	59	Charles Turner	DS	6-4	221	FR-RS	Roebuck, S.C. (Dorman)
10	Brian Maddox	TB	5-10	214	FR-HS	Anderson, S.C. (T.L. Hanna)	60	Terrence Campbell	OG	6-2	272	FR-RS	Austell, Ga. (South Cobb)
10	Jamire Williams	CB	5-10	175	FR-HS	Jacksonville, Fla. (First Coast)	61	Donte'e Nicholls	DT	6-1	318	FR-HS	Pompano Beach, Fla. (Blanche Ely)
11	Kenny McKinley	WR	6-0	177	JR-2L	Mableton, Ga. (South Cobb)	62	Pierre Andrews	OG	6-2	283	FR-RS	Charlotte, N.C. (Independence)
12	Blake Mitchell	QB	6-3	217	SR-3L	LaGrange, Ga. (LaGrange)	63	Seaver Brown	OG	6-5	316	FR-RS	Clearwater, Fla. (Countryside)
13	Mark Barnes	WR	6-2	189	FR-HS	Columbia, S.C. (Richland Northeast)	64	Kevin Young	OG	6-4	328	FR-RS	Clearwater, Fla. (Central Catholic)
14	Ryan Succop	P/PK	6-2	214	JR-2L	Hickory, N.C. (Hickory)	65	Ryan Broadhead	OC	6-5	272	FR-HS	Leesburg, Ga. (Lee County)
15	Matt Clements	WR	6-0	184	FR-HS	Naples, Fla. (Barron Collier)	66	Hutch Eckerson	OT	6-6	291	SO-1L	Lumberton, N.C. (Lumberton)
16	Michael McQueeney	QB	6-2	216	SO-TR	Mt. Pleasant, S.C. (Bishop England/ Western Carolina)	67	James Thompson	OG	6-3	316	SR-2L	Sumter, S.C. (Sumter)
17	Chris Culliver	WR	6-0	192	FR-HS	Garner, N.C. (Garner)	68	Kyle Nunn	OL	6-6	279	FR-HS	Sumter, S.C. (Sumter)
17	Zac Brindise	QB	6-0	215	FR-HS	Fort Myers, Fla. (South Fort Myers)	69	Joshua Gonzalez	DS	5-7	190	FR-HS	Columbia, S.C. (Spring Valley)
18	Dion Lecorn	WR	5-11	217	FR-HS	Ocala, Fla. (Trinity Catholic)	70	Garrett Anderson	OG	6-4	303	SO-1L	Irmo, S.C. (Dutch Fork)
19	Nick Prochak	TE	6-3	230	FR-RS	Spartanburg, S.C. (Spartanburg)	71	William Brown	OC	6-4	289	SR-3L	Boonville, N.C. (Starmount)
19	Raymond Newton	FB	5-10	220	SO-TR	Columbus, Ga. (Hardaway/Benedict)	72	Quintin Richardson	OT	6-4	276	FR-HS	Columbia, S.C. (Spring Valley)
20	Taylor Rank	RB	6-0	210	SO-1L	Vancouver, Wash. (Evergreen)	74	Heath Batchelor	OT	6-7	304	FR-RS	Haleyville, Ala. (Haleyville)
21	Emanuel Cook	SS	5-10	211	SO-1L	Riviera Beach, Fla. (Palm Beach Gardens)	75	Gurminder Thind	OG	6-4	287	JR-1L	Mississauga, Ontario (John Fraser)
22	Bobby Wallace	TB	5-7	197	JR-2L	Conway, S.C. (Conway)	76	Jeremy Burgess	OC	6-4	298	JR-SQ	Loris, S.C. (Loris)
23	Mike West	CB	6-0	214	SR-2L	Ocala, Fla. (North Marion/Butler Co.)	77	Jamon Meredith	OT	6-5	293	JR-2L	Simpsonville, S.C. (Hillcrest)
24	Cody Wells	LB	5-11	218	SR-3L	Bellevue, Fla. (Bellevue)	78	Justin Sorensen	OT	6-7	325	JR-1L	Vancouver Island, B.C. (Ballenas)
25	Mike Davis	TB	5-9	215	JR-2L	Columbia, S.C. (Columbia)	79	Marque Hall	DT	6-3	293	JR-2L	Wingate, N.C. (Forest Hills)
26	Brandon Isaac	DB	6-2	200	SR-1L	Blackville, S.C. (Blackville-Hilda/Georgia Military)	80	Andy Boyd	TE	6-4	267	SR-3L	Concord, N.C. (Concord)
27	Ty Erving	FS	5-11	198	SR-1L	Batesburg, S.C. (Batesburg-Leesville)	81	Paul Haile	WR	6-0	202	SO-SQ	Lexington, S.C. (Lexington)
28	Chris Hail	CB	5-10	191	SO-1L	Lovejoy, Ga. (Lovejoy)	81	Jamarial Brown	DT	6-2	300	JR-TR	St. Stephen, S.C. (Timberland/St. Augustine's)
29	Blake Baxley	DB	5-11	210	SO-TR	Columbia, S.C. (Lexington/Midlands Tech)	82	Freddie Brown	WR	6-2	209	SO-1L	Duncan, S.C. (Byrnes)
30	Yvan Banag	LB	5-10	227	JR-2L	Buford, Ga. (Buford)	83	Cliff Matthews	DE	6-4	239	FR-HS	Cheraw, S.C. (Cheraw)
30	Calvin Parks	TB	5-8	192	JR-SQ	Mauldin, S.C. (Mauldin/Mars Hill)	83	Scott Spurrier	WR	5-4	162	SO-SQ	Leesburg, Va. (Loudoun County)
31	Gerrod Sinclair	LB	6-0	227	SO-1L	Jacksonville, Fla. (Mandarin)	84	Jared Cook	WR	6-5	235	SO-1L	Suwanee, Ga. (North Gwinnett)
32	Darian Stewart	FS	5-11	216	SO-1L	Huntsville, Ala. (Lee)	85	Joe Hills	WR	6-4	200	FR-HS	Palmetto, Fla. (Palmetto)
32	Marcus Davis	LB	5-9	218	SR-SQ	Columbia, S.C. (Eau Claire)	86	Stephen Flint	WR	6-3	175	FR-HS	Mt. Pleasant, S.C. (Wando)
33	Chris Hampton	SS	5-11	194	SR-3L	Memphis, Tenn. (Melrose)	87	Alex McGrath	TE	6-1	210	JR-1L	Greer, S.C. (Riverside)
34	Douglas Peterson	SS	6-1	206	JR-SQ	Columbia, S.C. (Lexington)	87	Spencer Lanning	P/PK	5-11	177	FR-RS	Rock Hill, S.C. (York)
35	Greg Wright	SS	5-10	222	SR-1L	Cross, S.C. (Cross)	88	Wesley Saunders	TE	6-5	279	FR-HS	Durham, N.C. (Riverside)
35	Jim Hutton	FB	6-1	238	SO-SQ	Greeleyville, S.C. (Williamsburg Academy)	89	Leon Gamble	WR	5-11	179	JR-SQ	Georgetown, S.C. (Georgetown)
36	Stoney Woodson	DB	5-11	194	JR-2L	Tampa, Fla. (Middleton)	90	Foxy Foxworth	TE	6-3	245	FR-RS	Mt. Pleasant, S.C. (Wando)
39	Lanard Stafford	FB	5-9	244	SR-2L	Hemingway, S.C. (Carvers Bay)	91	Ladi Ajiboye	DT	6-1	291	FR-HS	Riverdale, Ga. (Banneker/Hargrave Military)
39	Ranzino Valentine	CB	5-8	174	SR-SQ	Greenville, S.C. (J.L. Mann/Charleston Southern)	92	Byron McKnight	DE	6-5	223	FR-HS	Laurinburg, N.C. (Scotland County)
40	Eric Norwood	DE	6-0	258	SO-1L	Acworth, Ga. (North Cobb)	92	Steven Huegel	P/PK	6-0	185	FR-HS	Export, Pa. (Pevin Trafford)
41	Jordin Lindsey	DE	6-3	262	SR-3L	Mobile, Ala. (Davidson)	93	Robert Pavlovic	TE	6-4	257	SR-2L	Mississauga, Ont. (St. Francis Xavier)
42	Travian Robertson	DE	6-4	255	FR-HS	Laurinburg, N.C. (Scotland County)	94	Thomas Hooper	PK	5-6	161	JR-SQ	Montgomery, Ala. (Trinity Presbyterian)
42	Mike Newton	FS	5-11	193	JR-SQ	Lexington, S.C. (Lexington/Newberry)	95	Nathan Pepper	DT	6-1	291	JR-2L	Greenville, S.C. (Greenville)
43	Ryan Brown	DE	6-0	259	SR-2L	Moncks Corner, S.C. (Berkeley)	96	Clifton Geathers	DE	6-7	276	FR-HS	Georgetown, S.C. (Carvers Bay/Hargrave Military)
44	Dustin Lindsey	LB	6-4	235	JR-2L	Mobile, Ala. (Davidson)	97	Kenrick Ellis	DT	6-5	337	FR-RS	West Palm Beach, Fla. (John I. Leonard)
44	Clark Gaston	FB	6-2	245	FR-RS	Cleveland, Tenn. (Ooltawah)	97	Nate Spurrier	P/PK	6-2	233	SO-SQ	Snellville, Ga. (Brookwood)
45	Rodney Paulk	LB	6-0	220	SO-1L	Columbia, S.C. (Richland Northeast)	98	Joel Reaves	DT	6-1	288	SR-1L	Marion, S.C. (Marion/Georgia Military)
46	Bryan Kingrey	FB	6-0	230	JR-1L	Raleigh, N.C. (Ravenscroft)	99	Jonathan Williams	DT	6-2	287	JR-TR	Augusta, Ga. (Glenn Hills/Mississippi Delta CC)

## 2007 Statistics

	USC	OPP
SCORING	195	116
Points Per Game	27.9	16.6
FIRST DOWNS	142	134
Rushing	61	75
Passing	70	49
Penalty	11	10
RUSHING YARDAGE	894	1276
Yards gained rushing	1090	1487
Yards lost rushing	196	211
Rushing Attempts	242	291
Average Per Rush	3.7	4.4
Average Per Game	127.7	182.3
TDs Rushing	9	8
PASSING YARDAGE	1548	1044
Att-Comp-Int	224-130-9	215-106-10
Average Per Pass	6.9	4.9
Average Per Catch	11.9	9.8
Average Per Game	221.1	149.1
TDs Passing	13	5
TOTAL OFFENSE	2442	2320
Total Plays	466	506
Average Per Play	5.2	4.6
Average Per Game	348.9	331.4
KICK RETURNS: #-YARDS	26-580	29-659
PUNT RETURNS: #-YARDS	15-147	15-122
INT RETURNS: #-YARDS	10-135	9-76
KICK RETURN AVERAGE	22.3	22.7
PUNT RETURN AVERAGE	9.8	8.1
INT RETURN AVERAGE	13.5	8.4
FUMBLES-LOST	12-5	13-4
PENALTIES-YARDS	41-329	55-447
Average Per Game	47.0	63.9
PUNTS-YARDS	35-1460	42-1647
Average Per Punt	41.7	39.2
Net punt average	37.1	33.8
TIME OF POSSESSION/GAME	28:49	31:11
3RD-DOWN CONVERSIONS	36/94	27/102
3rd-Down Pct	38%	26%
4TH-DOWN CONVERSIONS	5/10	5/12
4th-Down Pct	50%	42%
SACKS BY-YARDS	16-125	19-125
MISC YARDS	0	0
TOUCHDOWNS SCORED	25	13
FIELD GOALS-ATTEMPTS	7-10	9-12
ON-SIDE KICKS	0-1	0-1
RED-ZONE SCORES	23-26 88%	16-22 73%
RED-ZONE TOUCHDOWNS	18-26 69%	11-22 50%
PAT-ATTEMPTS	24-24 100%	11-11 100%
ATTENDANCE	306432	246276
Games/Avg Per Game	4/76608	3/82092
Neutral Site Games		0/0

SCORE BY QUARTERS	1st	2nd	3rd	4th	Total
South Carolina	76	34	31	54	195
Opponents	27	41	20	28	116

RUSHING	G	Att	Gain	Loss	Net	Avg	TD	Long	Avg/G
Cory Boyd	7	102	509	27	482	4.7	4	29	68.9
Mike Davis	7	84	428	17	411	4.9	5	18	58.7
Chris Culliver	6	4	32	1	31	7.8	0	14	5.2
Brian Maddox	7	6	20	6	14	2.3	0	7	2.0
Kenny McKinley	7	3	16	4	12	4.0	0	7	1.7
Tommy Beecher	6	7	19	9	10	1.4	0	11	1.7
Taylor Rank	7	2	5	0	5	2.5	0	5	0.7
Moe Brown	7	1	3	0	3	3.0	0	3	0.4
TEAM	2	1	0	2	-2	-2.0	0	0	-1.0
Chris Smelley	5	21	45	77	-32	-1.5	0	17	-6.4
Blake Mitchell	3	11	13	53	-40	-3.6	0	6	-13.3
<b>Total.....</b>	<b>7</b>	<b>242</b>	<b>1090</b>	<b>196</b>	<b>894</b>	<b>3.7</b>	<b>9</b>	<b>29</b>	<b>127.7</b>
<b>Opponents.....</b>	<b>7</b>	<b>291</b>	<b>1487</b>	<b>211</b>	<b>1276</b>	<b>4.4</b>	<b>8</b>	<b>50</b>	<b>182.3</b>

PASSING	G	Effic	Cmp-Att-Int	Pct	Yds	TD	Lng	Avg/G
Chris Smelley	5	134.73	75-133-4	56.4	982	9	48	196.4
Blake Mitchell	3	111.39	41-68-4	60.3	391	3	34	130.3
Tommy Beecher	6	136.36	14-22-1	63.6	175	1	20	29.2
TEAM	2	0.00	0-1-0	0.0	0	0	0	0.0
<b>Total.....</b>	<b>7</b>	<b>127.20</b>	<b>130-224-9</b>	<b>58.0</b>	<b>1548</b>	<b>13</b>	<b>48</b>	<b>221.1</b>
<b>Opponents.....</b>	<b>7</b>	<b>88.46</b>	<b>106-215-10</b>	<b>49.3</b>	<b>1044</b>	<b>5</b>	<b>35</b>	<b>149.1</b>

RECEIVING	G	No.	Yds	Avg	TD	Long	Avg/G
Kenny McKinley	7	37	446	12.1	6	48	63.7
Mike Davis	7	19	162	8.5	1	45	23.1
Cory Boyd	7	18	195	10.8	1	27	27.9
Jared Cook	7	15	256	17.1	1	31	36.6
Freddie Brown	7	9	117	13.0	0	23	16.7
Weslye Saunders	6	8	106	13.2	0	48	17.7
Dion Lecorn	5	6	45	7.5	1	24	9.0
Andy Boyd	7	5	55	11.0	1	33	7.9
Moe Brown	7	4	62	15.5	0	27	8.9
Patrick DiMarco	7	3	23	7.7	1	9	3.3
Lanard Stafford	7	2	16	8.0	0	13	2.3
Mark Barnes	3	2	12	6.0	1	6	4.0
Jason Barnes	4	1	34	34.0	0	34	8.5
Larry Freeman	7	1	19	19.0	0	19	2.7
<b>Total.....</b>	<b>7</b>	<b>130</b>	<b>1548</b>	<b>11.9</b>	<b>13</b>	<b>48</b>	<b>221.1</b>
<b>Opponents.....</b>	<b>7</b>	<b>106</b>	<b>1044</b>	<b>9.8</b>	<b>5</b>	<b>35</b>	<b>149.1</b>

INTERCEPTIONS	No.	Yds	Avg	TD	Long
Emanuel Cook	2	38	19.0	0	31
Jasper Brinkley	2	40	20.0	0	30
Darian Stewart	2	0	0.0	0	0
Captain Munneryn	2	38	19.0	0	38
Nathan Pepper	1	19	19.0	1	19
Chris Hampton	1	0	0.0	0	0
<b>Total.....</b>	<b>10</b>	<b>135</b>	<b>13.5</b>	<b>1</b>	<b>38</b>
<b>Opponents.....</b>	<b>9</b>	<b>76</b>	<b>8.4</b>	<b>0</b>	<b>41</b>



## 2007 Statistics

FUMBLE RETURNS	No.	Yds	Avg	TD	Long
Eric Norwood	2	55	27.5	2	53
<b>Total.....</b>	<b>2</b>	<b>55</b>	<b>27.5</b>	<b>2</b>	<b>53</b>
<b>Opponents.....</b>	<b>1</b>	<b>0</b>	<b>0.0</b>	<b>0</b>	<b>0</b>

KICK RETURNS	No.	Yds	Avg	TD	Long
C. Munnerlyn	12	258	21.5	0	33
Chris Culliver	10	247	24.7	0	44
Melvin Ingram	4	75	18.8	0	23
<b>Total.....</b>	<b>26</b>	<b>580</b>	<b>22.3</b>	<b>0</b>	<b>44</b>
<b>Opponents.....</b>	<b>29</b>	<b>659</b>	<b>22.7</b>	<b>0</b>	<b>44</b>

PUNT RETURNS	No.	Yds	Avg	TD	Long
Captain Munnerlyn	12	101	8.4	0	38
Kenny McKinley	2	30	15.0	0	19
Eric Norwood	1	16	16.0	0	0
<b>Total.....</b>	<b>15</b>	<b>147</b>	<b>9.8</b>	<b>0</b>	<b>38</b>
<b>Opponents.....</b>	<b>15</b>	<b>122</b>	<b>8.1</b>	<b>0</b>	<b>32</b>

KICKOFFS	No.	Yds	Avg	TB	OB	Retn	Net	YdLn
Ryan Succop	38	2490	65.5	8	0			
<b>Total.....</b>	<b>38</b>	<b>2490</b>	<b>65.5</b>	<b>8</b>	<b>0</b>	<b>659</b>	<b>44.0</b>	<b>26</b>
<b>Opponents.....</b>	<b>28</b>	<b>1758</b>	<b>62.8</b>	<b>2</b>	<b>0</b>	<b>580</b>	<b>40.6</b>	<b>29</b>

PUNTING	No.	Yds	Avg	Long	TB	FC	I20	Bkld
Ryan Succop	35	1460	41.7	57	2	9	7	0
<b>Total.....</b>	<b>35</b>	<b>1460</b>	<b>41.7</b>	<b>57</b>	<b>2</b>	<b>9</b>	<b>7</b>	<b>0</b>
<b>Opponents.....</b>	<b>42</b>	<b>1647</b>	<b>39.2</b>	<b>63</b>	<b>4</b>	<b>5</b>	<b>9</b>	<b>2</b>

SCORING	TD	FGs	[----- PATS -----]				DXP	Saf	Pts
			Kick	Rush	Rcv	Pass			
Ryan Succop	0	7-10	23-23	0-0	0	0-0	0	0	44
Mike Davis	6	0-0	0-0	0-0	0	0-0	0	0	36
Kenny McKinley	6	0-0	0-0	0-0	0	0-0	0	0	36
Cory Boyd	5	0-0	0-0	0-0	0	0-0	0	0	30
Eric Norwood	2	0-0	0-0	0-0	0	0-0	0	0	12
Mark Barnes	1	0-0	0-0	0-0	0	0-0	0	0	6
Jared Cook	1	0-0	0-0	0-0	0	0-0	0	0	6
Dion Lecorn	1	0-0	0-0	0-0	0	0-0	0	0	6
Patrick DiMarco	1	0-0	0-0	0-0	0	0-0	0	0	6
Nathan Pepper	1	0-0	0-0	0-0	0	0-0	0	0	6
Andy Boyd	1	0-0	0-0	0-0	0	0-0	0	0	6
Spencer Lanning	0	0-0	1-1	0-0	0	0-0	0	0	1
Chris Smelley	0	0-0	0-0	0-0	0	0-1	0	0	0
<b>Total.....</b>	<b>25</b>	<b>7-10</b>	<b>24-24</b>	<b>0-0</b>	<b>0</b>	<b>0-1</b>	<b>0</b>	<b>0</b>	<b>195</b>
<b>Opponents.....</b>	<b>13</b>	<b>9-12</b>	<b>11-11</b>	<b>0-0</b>	<b>0</b>	<b>0-2</b>	<b>0</b>	<b>0</b>	<b>116</b>

FIELD GOALS	M-A	Pct	01-19	20-29	30-39	40-49	50+	Lg	Blk
Ryan Succop	7-10	70.0	0-0	2-2	2-2	3-5	0-1	45	0

FG SEQUENCE	USC	OPPONENTS
Louisiana-Lafayette	47	-
Georgia	(41),(35),(34)	48,(33),(44),(39),(34)
South Carolina State	(40)	(37)
LSU	(23)	42
Mississippi State	(45),50	-
Kentucky	(29)	(27),(41),(23)
North Carolina	48	49,(45)

Numbers in (parentheses) indicate field goal was made.

TOTAL OFFENSE	G	Plays	Rush	Pass	Total	Avg/G
Chris Smelley	5	154	-32	982	950	190.0
Cory Boyd	7	102	482	0	482	68.9
Mike Davis	7	84	411	0	411	58.7
Blake Mitchell	3	79	-40	391	351	117.0
Tommy Beecher	6	29	10	175	185	30.8
Chris Culliver	6	4	31	0	31	5.2
Brian Maddox	7	6	14	0	14	2.0
Kenny McKinley	7	3	12	0	12	1.7
Taylor Rank	7	2	5	0	5	0.7
Moe Brown	7	1	3	0	3	0.4
TEAM	2	2	-2	0	-2	-1.0
<b>Total.....</b>	<b>7</b>	<b>466</b>	<b>894</b>	<b>1548</b>	<b>2442</b>	<b>348.9</b>
<b>Opponents.....</b>	<b>7</b>	<b>506</b>	<b>1276</b>	<b>1044</b>	<b>2320</b>	<b>331.4</b>

ALL PURPOSE	G	Rush	Rec	PR	KOR	IR	Tot	Avg/G
Cory Boyd	7	482	195	0	0	0	677	96.7
Mike Davis	7	411	162	0	0	0	573	81.9
Kenny McKinley	7	12	446	30	0	0	488	69.7
Captain Munnerlyn	7	0	0	101	258	38	397	56.7
Chris Culliver	6	31	0	0	247	0	278	46.3
Jared Cook	7	0	256	0	0	0	256	36.6
Freddie Brown	7	0	117	0	0	0	117	16.7
Weslye Saunders	6	0	106	0	0	0	106	17.7
Melvin Ingram	7	0	0	0	75	0	75	10.7
Moe Brown	7	3	62	0	0	0	65	9.3
Andy Boyd	7	0	55	0	0	0	55	7.9
Dion Lecorn	5	0	45	0	0	0	45	9.0
Jasper Brinkley	4	0	0	0	0	40	40	10.0
Emanuel Cook	6	0	0	0	0	38	38	6.3
Jason Barnes	4	0	34	0	0	0	34	8.5
Patrick DiMarco	7	0	23	0	0	0	23	3.3
Nathan Pepper	3	0	0	0	0	19	19	6.3
Larry Freeman	7	0	19	0	0	0	19	2.7
Lanard Stafford	7	0	16	0	0	0	16	2.3
Eric Norwood	7	0	0	16	0	0	16	2.3
Brian Maddox	7	14	0	0	0	0	14	2.0
Mark Barnes	3	0	12	0	0	0	12	4.0
Tommy Beecher	6	10	0	0	0	0	10	1.7
Taylor Rank	7	5	0	0	0	0	5	0.7
TEAM	2	-2	0	0	0	0	-2	-1.0
Chris Smelley	5	-32	0	0	0	0	-32	-6.4
Blake Mitchell	3	-40	0	0	0	0	-40	-13.3
<b>Total.....</b>	<b>7</b>	<b>894</b>	<b>1548</b>	<b>147</b>	<b>580</b>	<b>135</b>	<b>3304</b>	<b>472.0</b>
<b>Opponents.....</b>	<b>7</b>	<b>1276</b>	<b>1044</b>	<b>122</b>	<b>659</b>	<b>76</b>	<b>3177</b>	<b>453.9</b>

## Defensive Statistics

No.	DEFENSIVE LEADERS	GP	Tackles			TFL/Yds	I-Sacks-I No-Yards	I--Pass Def--I Int-Yds	Def--I BrUp	QBH	I--Fumbles--I Rcv-Yds	FF	Blkd Kick	Saf
			Solo	Ast	Total									
21	Emanuel Cook	6	36	10	46	5.0-23	2.0-17	2-38	4					
40	Eric Norwood	7	24	17	41	10.0-59	5.0-40	.	3	5	2-55	.	1	
45	Rodney Paulk	7	24	14	38	3.0-12	1.0-10	.						
32	Darian Stewart	7	29	5	34	2.0-7	.	2-0	4		1-0	2		
1	Captain Munnerlyn	7	25	5	30	.	.	2-38	3		1-0	1		
51	Casper Brinkley	7	18	10	28	5.5-20	2.0-13	.		2				
53	Marvin Sapp	7	23	4	27	.	.	.						
91	Ladi Ajiobye	7	15	9	24	3.0-13	3.0-13	.						
33	Chris Hampton	7	18	6	24	1.0-2	.	1-0	1	1		2		
52	Jasper Brinkley	4	15	6	21	1.0-4	.	2-40	1					
83	Cliff Matthews	7	13	3	16	1.5-8	.	.		1			1	
26	Brandon Isaac	5	12	3	15	2.0-7	.	.		5				
79	Marque Hall	7	10	3	13	1.5-4	1.0-3	.		4				
24	Cody Wells	5	7	5	12	0.5-1	.	.						
6	Melvin Ingram	7	9	2	11	.	.	.						
36	Stoney Woodson	6	7	2	9	.	.	.	2		1			
23	Mike West	7	7	2	9	.	.	.						
99	Jonathan Williams	7	7	1	8	1.0-17	1.0-17	.			1			
5	Carlos Thomas	6	8	.	8	.	.	.	5					
31	Gerrod Sinclair	6	8	.	8	.	.	.	1					
42	Travian Robertson	7	4	3	7	.	.	.	1	1				
98	Joel Reaves	7	3	2	5	2.0-16	1.0-12	.						
95	Nathan Pepper	3	2	3	5	.	.	1-19						
35	Greg Wright	6	3	.	3	.	.	.						
7	Addison Williams	5	3	.	3	.	.	.	1					
43	Ryan Brown	7	3	.	3	1.0-3	.	.	1	1				
59	Charles Turner	7	1	1	2	.	.	.						
96	Cliff Geathers	7	2	.	2	.	.	.		1				
97	Kenrick Ellis	6	2	.	2	1.0-3	.	.						
28	Chris Hail	3	2	.	2	.	.	.						
14	Ryan Succop	7	2	.	2	.	.	.						
48	V. Shackleford	3	1	1	2	.	.	.						
27	Ty Erving	7	1	.	1	.	.	.						
30	Yvan Banag	5	1	.	1	.	.	.						
44	Dustin Lindsey	1	.	1	1	.	.	.						
20	Taylor Rank	7	1	.	1	.	.	.						
6	Tommy Beecher	6	1	.	1	.	.	.						
77	Jamon Meredith	7	1	.	1	.	.	.						
11	Kenny McKinley	7	1	.	1	.	.	.	1					
25	Mike Davis	7	1	.	1	.	.	.						
3	Cory Boyd	7	1	.	1	.	.	.						
	Total.....	7	351	118	469	41-199	16-125	10-135	33	16	4-55	7	2	
	Opponents.....	7	315	125	440	47-204	19-125	9-76	28	32	5-0	7	.	

## Game-by-Game Tackles

Player	UA-A	TOT	ULL	UGA	SCSU	LSU	MSU	KY	UNC	VANDY	TENN	ARK	FLA	CLEM
Emanuel Cook	36-10	46	DNP	1-2	7-0	4-7	7-0	9-0	8-1					
Eric Norwood	24-17	41	4-2	3-3	3-2	2-6	3-2	5-0	4-2					
Rodney Paulk	24-14	38	4-1	5-2	1-2	1-6	4-1	4-0	5-2					
Darian Stewart	29-5	34	2-0	9-0	4-0	1-3	4-2	5-0	4-0					
Captain Munnerlyn	25-5	30	4-0	2-0	3-1	1-2	2-1	7-0	6-1					
Casper Brinkley	18-10	28	5-2	5-1	3-1	2-3	1-0	1-0	1-3					
Marvin Sapp	23-4	27	1-0	2-0	6-0	3-0	6-2	2-0	3-2					
Ladi Ajiobye	15-9	24	3-0	3-0	1-2	1-4	3-0	1-0	3-3					
Chris Hampton	18-6	24	2-1	2-1	1-0	3-3	2-1	5-0	3-0					
Jasper Brinkley	15-6	21	7-1	5-1	3-1	0-3	DNP	DNP	DNP					
Cliff Matthews	13-3	16	1-1	0-1	4-0	3-0	.	2-0	3-1					
Brandon Isaac	12-3	15	5-1	2-2	.	DNP	DNP	4-0	1-0					
Marque Hall	10-3	13	4-0	1-0	1-1	2-2	2-0	.	.					
Cody Wells	7-5	12	.	DNP	DNP	1-0	1-3	2-1	3-1					
Melvin Ingram	9-2	11	.	.	.	1-1	2-0	5-0	1-1					
Stoney Woodson	7-2	9	0-1	2-1	2-0	2-0	.	1-0	DNP					
Mike West	7-2	9	.	.	3-0	0-1	1-0	1-1	2-0					
Carlos Thomas	8-0	8	.	2-0	2-0	.	2-0	2-0	DNP					
Jonathan Williams	7-1	8	.	0-1	2-0	.	2-0	2-0	1-0					
Gerrod Sinclair	8-0	8	1-0	.	4-0	1-0	1-0	1-0	DNP					
Travian Robertson	4-3	7	2-1	.	0-1	1-0	.	1-0	0-1					
Nathan Pepper	2-3	5	1-2	0-1	1-0	DNP	DNP	DNP	DNP					
Joel Reaves	3-2	5	.	0-1	0-1	.	1-0	1-0	1-0					
Ryan Brown	3-0	3	1-0	.	1-0	1-0	.	.	.					
Greg Wright	3-0	3	.	.	.	1-0	.	2-0	DNP					
Addison Williams	3-0	3	DNP	.	1-0	DNP	1-0	.	1-0					
Vandal Shackleford	1-1	2	1-1	.	.	DNP	DNP	DNP	DNP					
Charles Turner	1-1	2	.	.	.	0-1	.	.	1-0					
Ryan Succop	2-0	2	1-0	1-0	.	.	.	.	.					
Kenrick Ellis	2-0	2	.	.	2-0	.	.	.	DNP					
Cliff Geathers	2-0	2	.	.	2-0	.	.	.	.					
Chris Hail	2-0	2	DNP	DNP	DNP	DNP	1-0	.	1-0					
Kenny McKinley	1-0	1	.	.	.	.	.	.	1-0					
Cory Boyd	1-0	1	.	.	1-0	.	.	.	.					
Taylor Rank	1-0	1	.	1-0	.	.	.	.	.					
Jamon Meredith	1-0	1	.	.	.	.	1-0	.	.					
Tommy Beecher	1-0	1	.	.	1-0	.	.	.	DNP					
Mike Davis	1-0	1	.	.	1-0	.	.	.	.					
Ty Erving	1-0	1	1-0	.	.	.	.	.	.					
Yvan Banag	1-0	1	1-0	DNP	DNP	.	.	.	.					
Dustin Lindsey	0-1	1	DNP	0-1	DNP	DNP	DNP	DNP	DNP					

**Individual Rushing  
(Att-Yds-Td-Long)**

Opponent	Beecher	C. Boyd	M. Brown	Culliver	M. Davis	Maddox	McKinley	Mitchell	Rank	Smelley
La.-Lafayette	4-17-0-11	14-47-2-12	-	1-11-0-11	15-94-0-18	4-12-0-7	-	DNP	-	3-14-0-17
Georgia	-	14-76-1-12	-	2-21-0-14	9-56-0-15	1-(-4)-0-0	1-(-4)-0-0	6-(-3)-0-6	-	DNP
S.C. State	3-(-7)-0-1	11-132-1-29	1-3-0-3	DNP	16-102-0-15	1-6-0-6	-	3-(-18)-0-0	2-5-0-5	DNP
LSU	-	18-17-0-6	-	-	4-10-1-5	-	2-16-0-7	2-(-19)-0-0	-	1-(-7)-0-0
Mississippi State	-	11-58-0-25	-	1-(-1)-0-0	18-69-3-12	-	-	DNP	-	5-7-0-11
Kentucky	-	14-57-0-25	-	-	17-62-1-8	-	-	-	-	5-(-33)-0-0
North Carolina	-	20-95-0-14	-	-	5-28-0-15	-	-	DNP	-	7-(-13)-0-6
Vanderbilt										
Tennessee										
Arkansas										
Florida										
Clemson										

**Individual Passing  
(Att-Cmp-Int-Yds-Td-Long)**

Opponent	Beecher	Mitchell	Smelley
Louisiana-Lafayette	15-11-0-137-1-20	DNP	14-10-1-101-1-33
Georgia	-	20-31-0-174-0-31	DNP
South Carolina State	7-3-1-38-0-19	21-14-3-147-3-34	DNP
LSU	-	16-7-1-70-0-21	26-12-1-174-1-45
Mississippi State	-	DNP	37-19-1-279-2-48
Kentucky	-	DNP	30-17-0-256-2-48
North Carolina	-	DNP	26-17-1-172-3-30
Vanderbilt			
Tennessee			
Arkansas			
Florida			
Clemson			

**Individual Receiving  
(Att-Yds-Td-Long)**

Opponent	A. Boyd	J. Barnes	M. Barnes	C. Boyd	F. Brown	M. Brown	J. Cook	M. Davis
La.-Lafayette	3-48-1-33	-	DNP	4-33-0-14	2-18-0-17	1-17-0-17	2-34-0-19	2-24-0-16
Georgia	1-5-0-5	-	DNP	3-10-0-6	1-7-0-7	1-5-0-5	2-23-0-14	5-22-0-7
S.C. State	1-2-0-2	1-34-0-34	2-12-1-6	2-10-0-7	1-16-0-16	1-13-0-13	1-25-0-25	2-11-1-9
LSU	-	-	DNP	4-66-0-24	-	1-27-0-27	1-17-0-17	3-77-0-45
Mississippi State	-	DNP	-	0-10-0-0	3-50-0-23	-	4-66-0-31	3-16-0-11
Kentucky	-	DNP	-	3-47-1-27	2-26-0-15	-	2-36-0-21	2-(-2)-0-8
North Carolina	-	DNP	DNP	2-19-0-12	-	-	3-55-1-23	2-14-0-10
Vanderbilt								
Tennessee								
Arkansas								
Florida								
Clemson								

Opponent	DiMarco	Freeman	Lecorn	McKinley	Saunders	Stafford
La.-Lafayette	-	-	DNP	6-44-1-19	1-20-0-20	-
Georgia	-	-	DNP	7-102-0-31	DNP	-
S.C. State	1-7-0-7	1-19-0-19	-	4-36-1-12	DNP	-
LSU	-	-	-	6-25-1-8	4-32-0-11	-
Mississippi State	1-9-0-9	-	2-12-0-9	4-107-2-48	1-6-0-6	1-3-0-3
Kentucky	1-7-1-7	-	1-24-0-24	5-68-0-22	1-50-0-48	-
North Carolina	-	-	3-9-1-7	5-64-1-30	1-(-2)-0-0	1-13-0-13
Vanderbilt						
Tennessee						
Arkansas						
Florida						
Clemson						

**Game-by-Game Leaders**

Opponent	Rushing	Passing	Receiving (No.)	Receiving (Yds.)	Tackles
La.-Lafayette	M. Davis 15-94-0	Beecher 15-11-0-137-1	McKinley 6-44-1	A. Boyd 3-48-1	J. Brinkley 7-1-8
Georgia	C. Boyd 14-76-1	Mitchell 20-31-0-174-0	McKinley 7-102-0	McKinley 7-102-0	Stewart 9-0-9
S.C. State	C. Boyd 11-132-1	Mitchell 21-14-3-147-3	McKinley 4-36-1	McKinley 3-36-0	E. Cook 7-0-7
LSU	C. Boyd 18-17-0	Smelley 26-12-1-174-1	McKinley 6-25-1	M. Davis 3-77-0	E. Cook 6-5-11
Mississippi State	M. Davis 18-59-3	Smelley 37-19-1-279-2	McKinley 4-107-2; J. Cook 4-66-0	McKinley 4-107-2	Sapp 6-2-8
Kentucky	M. Davis 17-62-1	Smelley 30-17-0-256-2	McKinley 5-68-0	McKinley 5-68-0	E. Cook 9-0-9
North Carolina	C. Boyd 20-95-0	Smelley 26-17-1-172-3	McKinley 5-64-1	McKinley 5-64-1	E. Cook 8-1-9
Vanderbilt					
Tennessee					
Arkansas					
Florida					
Clemson					



**2007 Carolina Team Game Highs**

Rushes	41	vs Louisiana-Lafayette (Sep 01, 2007)
Yards Rushing	223	vs South Carolina State (Sep 15, 2007)
Yards Per Rush	6.0	vs South Carolina State (Sep 15, 2007)
TD Rushes	3	vs Mississippi State (Sep 29, 2007)
Pass attempts	42	at LSU (Sep 22, 2007)
Pass completions	21	vs Louisiana-Lafayette (Sep 01, 2007)
Yards Passing	279	vs Mississippi State (Sep 29, 2007)
Yards Per Pass	8.5	vs Kentucky (Oct 04, 2007)
TD Passes	3	vs South Carolina State (Sep 15, 2007) at North Carolina (Oct 13, 2007)
Total Plays	72	vs Mississippi State (Sep 29, 2007)
Total Offense	433	vs Louisiana-Lafayette (Sep 01, 2007)
Yards Per Play	6.2	vs Louisiana-Lafayette (Sep 01, 2007)
Points	38	vs South Carolina State (Sep 15, 2007) vs Mississippi State (Sep 29, 2007) vs Kentucky (Oct 04, 2007)
Sacks By	4	at North Carolina (Oct 13, 2007)
First Downs	27	vs Louisiana-Lafayette (Sep 01, 2007)
Penalties	11	vs Mississippi State (Sep 29, 2007)
Penalty Yards	94	vs Mississippi State (Sep 29, 2007)
Turnovers	6	vs South Carolina State (Sep 15, 2007)
Interceptions By	3	vs South Carolina State (Sep 15, 2007) at North Carolina (Oct 13, 2007)

**2007 Carolina Individual Game Highs**

Rushes	20	Cory Boyd at North Carolina (Oct 13, 2007)
Yards Rushing	132	Cory Boyd vs South Carolina State (Sep 15, 2007)
TD Rushes	3	Mike Davis vs Mississippi State (Sep 29, 2007)
Long Rush	29	Cory Boyd vs South Carolina State (Sep 15, 2007)
Pass attempts	37	Chris Smelley vs Mississippi State (Sep 29, 2007)
Pass completions	20	Blake Mitchell at Georgia (Sep 08, 2007)
Yards Passing	279	Chris Smelley vs Mississippi State (Sep 29, 2007)
TD Passes	3	Blake Mitchell vs South Carolina St. (Sep 15, 2007) Chris Smelley at North Carolina (Oct 13, 2007)
Long Pass	48	Chris Smelley vs Mississippi State (Sep 29, 2007)
Receptions	7	Kenny McKinley at Georgia (Sep 08, 2007)
Yards Receiving	107	Kenny McKinley vs Mississippi State (Sep 29, 2007)
TD Receptions	2	Kenny McKinley vs Mississippi State (Sep 29, 2007)
Long Reception	48	Kenny McKinley vs Mississippi State (Sep 29, 2007) Weslye Saunders vs Kentucky (Oct 04, 2007)
Field Goals	3	Ryan Succop at Georgia (Sep 08, 2007)
Long Field Goal	45	Ryan Succop vs Mississippi State (Sep 29, 2007)
Punts	8	Ryan Succop at North Carolina (Oct 13, 2007)
Punting Avg	45.0	Ryan Succop vs Louisiana-Lafayette (Sep 01, 2007)
Long Punt	57	Ryan Succop vs Louisiana-Lafayette (Sep 01, 2007)
Long Punt Return	38	C. Munnerlyn at North Carolina (Oct 13, 2007)
Long Kickoff Return	44	Chris Culliver at LSU (Sep 22, 2007) Chris Culliver vs Mississippi State (Sep 29, 2007)
Tackles	11	Emanuel Cook at LSU (Sep 22, 2007)
Sacks	2.0	Ladi Ajiobye at North Carolina (Oct 13, 2007)
	2.0	Eric Norwood at North Carolina (Oct 13, 2007)
Tackles For Loss	2.5	Eric Norwood at North Carolina (Oct 13, 2007)
Interceptions	2	Emanuel Cook at North Carolina (Oct 13, 2007)

**2007 Opponent Team Game Highs**

Rushes	50	at LSU (Sep 22, 2007)
Yards Rushing	290	at LSU (Sep 22, 2007)
Yards Per Rush	5.8	at LSU (Sep 22, 2007)
TD Rushes	3	at LSU (Sep 22, 2007)
Pass attempts	45	at Georgia (Sep 08, 2007)
Pass completions	23	vs Kentucky (Oct 04, 2007)
Yards Passing	285	at North Carolina (Oct 13, 2007)
Yards Per Pass	6.6	at North Carolina (Oct 13, 2007)
TD Passes	2	vs Kentucky (Oct 04, 2007)
Total Plays	79	at North Carolina (Oct 13, 2007)
Total Offense	398	at North Carolina (Oct 13, 2007)
Yards Per Play	5.1	at LSU (Sep 22, 2007)
Points	28	at LSU (Sep 22, 2007)
Sacks By	5	vs Kentucky (Oct 04, 2007)
First Downs	26	vs Kentucky (Oct 04, 2007)
Penalties	14	vs South Carolina State (Sep 15, 2007)
Penalty Yards	98	vs South Carolina State (Sep 15, 2007)
Turnovers	4	vs South Carolina State (Sep 15, 2007) vs Kentucky (Oct 04, 2007)
Interceptions By	4	vs South Carolina State (Sep 15, 2007)

**2007 Opp. Individual Game Highs**

Rushes	25	Little, vs Kentucky (Oct 04, 2007)
Yards Rushing	135	Little, vs Kentucky (Oct 04, 2007)
TD Rushes	2	Dixon, vs Mississippi State (Sep 29, 2007)
Long Rush	50	Moreno, at Georgia (Sep 08, 2007)
Pass attempts	44	Stafford, at Georgia (Sep 08, 2007)
Pass completions	23	Woodson, vs Kentucky (Oct 04, 2007)
Yards Passing	285	Yates, at North Carolina (Oct 13, 2007)
TD Passes	2	Woodson, vs Kentucky (Oct 04, 2007)
Long Pass	35	Riddell, vs Mississippi State (Sep 29, 2007)
Receptions	8	Nicks, at North Carolina (Oct 13, 2007)
Yards Receiving	114	Nicks, at North Carolina (Oct 13, 2007)
TD Receptions	1	Several players
Long Reception	35	Burks, vs Mississippi State (Sep 29, 2007)
Field Goals	4	Coutu, at Georgia (Sep 08, 2007)
Long Field Goal	45	Barth, at North Carolina (Oct 13, 2007)
Punts	8	Haire, vs South Carolina State (Sep 15, 2007)
Punting Avg	46.3	Masthay, vs Kentucky (Oct 04, 2007)
Long Punt	63	Masthay, vs Kentucky (Oct 04, 2007)
Long Punt Return	32	Henderson, at Georgia (Sep 08, 2007)
Long Kickoff Return	44	DuBose, vs South Carolina State (Sep 15, 2007)
Tackles	14	Mapp, at North Carolina (Oct 13, 2007)
Sacks	2.5	Jarmon, vs Kentucky (Oct 04, 2007)
Tackles For Loss	2.5	Weston, at Georgia (Sep 08, 2007) Jarmon, vs Kentucky (Oct 04, 2007)
Interceptions	1	Several players

## The Last Time It Happened...

### The Last Time South Carolina...

**SHUT OUT AN OPPONENT:**  
at Mississippi State, 15-0 (8/31/06)

**WAS SHUT OUT:**  
vs. Georgia (9/9/06)

**SCORED BETWEEN 50-59 POINTS:**  
52 vs. Middle Tennessee (11/18/06)

**ALLOWED BETWEEN 50-59 POINTS:**  
54, vs. Florida (11/10/01)

**SCORED BETWEEN 60-69 POINTS:**  
65 vs. Mississippi State (10/14/95)

**ALLOWED BETWEEN 60-69 POINTS:**  
63, vs. Clemson (11/22/03)

**SCORED MORE THAN 70 POINTS:**  
77 vs. Kent State (10/7/95)

**ALLOWED MORE THAN 70 POINTS:**  
Never

**SCORED ON A SAFETY:**  
vs. Tennessee (10/30/04)

**ALLOWED A SAFETY:**  
vs. Arkansas (11/4/06)

**RETURNED A KICKOFF FOR A TD:**  
Matthew Thomas, 95 yards vs. Virginia (9/7/02)

**ALLOWED A KICKOFF RETURN FOR A TD:**  
Leodis McKelvin, Troy, 100 yards (9/24/05)

**RETURNED A PUNT FOR A TD:**  
Chavez Donnings, 73 yards vs. Florida (11/15/03)

**ALLOWED A PUNT RETURN FOR A TD:**  
Lito Sheppard, Florida, 57 yards (11/11/00)

**RETURNED AN INTERCEPTION FOR A TD:**  
Nathan Pepper, 19 yards vs. South Carolina State (9/15/07)

**ALLOWED AN INTERCEPTION FOR A TD:**  
Jock McKissic, 82 yards at Clemson (11/25/06)

**RETURNED A FUMBLE FOR A TD:**  
Eric Norwood, 53 yards vs. Kentucky (10/4/07)

**HAD A DEFENSIVE PLAYER SCORE TWO TOUCHDOWNS IN A GAME:**  
Eric Norwood, 2-yard fumble return and 53 yard fumble return vs. Kentucky (10/4/07)

**ALLOWED A FUMBLE RETURN FOR A TD:**  
Jason LeDoux, LSU, 15 yards (10/18/03)

**HAD A PLAYER WITH 300 YARDS PASSING:**  
323, Blake Mitchell vs. Houston (12/29/06)

**HAD A PLAYER WITH 350 YARDS PASSING:**  
388, Blake Mitchell vs. Middle Tennessee (11/18/06)

**HAD A PLAYER WITH 400 YARDS PASSING:**  
405, Steve Taneyhill vs. Georgia (9/2/95)

**HAD A PLAYER WITH 450 YARDS PASSING:**  
473, Steve Taneyhill vs. Mississippi State (10/14/95)

**HAD A PLAYER COMPLETE 30+ PASSES:**  
30, Dondrial Pinkins vs. Tennessee (10/30/04)

**HAD A PLAYER ATTEMPT 40+ PASSES:**  
42, Dondrial Pinkins vs. Tennessee (10/30/04)

**HAD A PLAYER RUSH FOR 150+ YDS:**  
Demetris Summers, 158 vs. Tennessee (9/27/03)

**HAD A PLAYER RUSH FOR 200+ YDS:**  
Derek Watson, 215 vs. Eastern Michigan (9/16/00)

**HAD A PLAYER RUSH FOR 250+ YDS:**  
Brandon Bennett, 278, vs. East Tennessee State (10/5/91)

**HAD TWO PLAYERS RUSH FOR MORE THAN 100 YARDS:**  
Cory Boyd (132) and Mike Davis (102) vs. South Carolina State (9/15/07)

**HAD A PLAYER WITH 150+ YARDS RECEIVING:**  
Sidney Rice, 161 vs. Florida Atlantic (9/23/06)

**HAD A PLAYER WITH 200+ YARDS RECEIVING:**  
Troy Williamson, 210 vs. USF (9/18/04)

**HAD TWO PLAYERS WITH 100 YARDS RECEIVING:**  
Sidney Rice (139) and Kenny McKinley (112) vs. Houston (12/29/06)

**HAD A PLAYER WITH 500+ YARDS TOTAL OFFENSE:**  
512, Steve Taneyhill vs. Mississippi State (10/14/95)

**HAD A PLAYER SCORE 4 TDs:**  
5, Sidney Rice vs. Florida Atlantic (9/23/06)

**HAD A PLAYER PASS FOR 4 TDs:**  
4, Blake Mitchell, vs. Middle Tennessee (11/18/06)

**HAD A PLAYER PASS FOR 5 TDs:**  
5, Syvelle Newton vs. FAU (9/23/06)

**HAD A PLAYER RUSH FOR 3 TDs:**  
3, Mike Davis vs. Mississippi State (9/29/07)

**HAD A PLAYER CATCH 3 TD PASSES:**  
5, Sidney Rice vs. Florida Atlantic (9/23/06)

**HAD A PLAYER KICK 4 FIELD GOALS:**  
4, Steve Florio vs. East Carolina (9/20/97)

**HAD A PLAYER KICK 5 FIELD GOALS:**  
5, Collin Mackie vs. West Virginia (11/22/90)

**HAD A PLAYER WITH 2 INTERCEPTIONS:**  
2, Emanuel Cook, at North Carolina (10/13/07)

**HAD A PLAYER WITH 3 INTERCEPTIONS:**  
3, Patrick Hinton vs. NC State (10/29/88)

**BLOCKED A FIELD GOAL ATTEMPT:**  
Orus Lambert vs. Clemson (11/19/05)

**BLOCKED A FIELD GOAL FOR A TD:**  
Rashad Faison, vs. Boise State, 82 yards, (9/1/01)

**BLOCKED A PUNT:**  
Eric Nowood vs. Mississippi State (9/29/07)

**BLOCKED A PUNT FOR A TD:**  
Derek Watson vs. Florida, 2 yards, (11/11/00)

**HAD A PUNT BLOCKED:**  
vs. Arkansas (11/4/06)

**HAD A FIELD GOAL BLOCKED:**  
at Florida (11/11/06)

**MADE A 2-PT CONVERSION:**  
Dondrial Pinkins run vs. UAB (9/20/03)

**ALLOWED BLOCKED PAT RETURNED FOR CONVERSION:**  
Demetrice Webb, Florida (11/12/05)

#### *SOUTH CAROLINA OFFENSE HAD...*

**LESS THAN 50 YARDS RUSHING:**  
17, at LSU (9/22/07)

**200+ YARDS RUSHING:**  
223, vs. South Carolina State (9/15/07)

**300+ YARDS RUSHING:**  
356, vs. Vanderbilt (10/20/01)

**500+ TOTAL NET YARDS:**  
512, vs. Houston (12/29/06)

**600+ TOTAL NET YARDS:**  
656, vs. Vanderbilt (10/20/01)

**50+ YARD RUN:**  
88, Bobby Wallace, vs. Middle Tennessee (11/18/06)

### The Last Time an Opponent Had...

#### *TEAM...*

**LESS THAN 100 YARDS RUSHING:**  
81, Middle Tennessee (11/18/06)

**200+ YARDS RUSHING:**  
290, at LSU (9/22/07)

**LESS THAN 100 YARDS PASSING:**  
70, at LSU (9/22/07)

**400+ YARDS PASSING:**  
402, Florida (11/11/95)

**LESS THAN 200 TOTAL NET YARDS:**  
161, Mississippi State (8/31/06)

**500+ TOTAL NET YARDS:**  
527, Houston (12/29/06)

**600+ TOTAL NET YARDS:**  
612, Florida (11/11/95)

#### *INDIVIDUAL...*

**350+ YARDS PASSING:**  
386, Kevin Kolb, Houston (12/29/06)

**400+ YARDS PASSING:**  
485, Eric Zeier, Georgia (9/3/94)

**150+ YARDS RUSHING:**  
155, C.J. Spiller, at Clemson (11/25/06)

**200+ YARDS RUSHING:**  
219, Darren McFadden, Arkansas (11/4/06)

**250+ YARDS RUSHING:**  
299, Moe Williams, Kentucky (9/23/95)

**200+ YARDS RECEIVING:**  
201, Vincent Marshall, Houston (12/29/06)

**50+ YARD RUN:**  
50, Knowshon Moreno (9/8/07)

**50+ YARD RECEPTION:**  
77, Kevin Kolb to Vincent Marshall, Houston (12/29/06)

**MADE 4 FIELD GOALS:**  
4, Brandon Coutu (9/8/07)

**MISSED A PAT:**  
Kentucky (10/8/05)

**MISSED A 2-POINT CONVERSION:**  
at North Carolina (10/13/07)

**RUSHED FOR 4 TOUCHDOWNS:**  
4 Chad Jasmin, Clemson (11/21/03)

#### *TWO PLAYERS WITH...*

**100+ YARDS RUSHING:**  
Tennessee, Charlie Garner (105) & James Stewart (114), (10/30/93)

**100+ YARDS RECEIVING:**  
Central Florida, Mike Walker (105) & Brandon Marshall (102), (9/1/05)

**Game  
1**

**South Carolina 28, Louisiana-Lafayette 14**  
**September 1, 2007 ♦ Columbia, S.C. ♦ 78,234 ♦ 85 degrees**

**COLUMBIA, S.C. (AP)** -- Cory Boyd ran for two touchdowns and Steve Spurrier won his 15th straight college opener, 28-14 over Louisiana-Lafayette on Saturday night.

Along with Boyd's scoring runs of 2 and 4 yards, quarterbacks Chris Smelley and Tommy Beecher each threw a TD pass for the Gamecocks (1-0), who played without suspended starter Blake Mitchell.

The Ragin' Cajuns (0-1) fought back to tie it after South Carolina took a 14-0 lead less than 6 minutes into the season.

But it's usually a mistake to bet against Spurrier -- especially in opening games.

He came into this one 16-1 alltime in college. The lone loss? To the Gamecocks at Williams-Brice Stadium in 1989 in his final season at Duke.

Louisiana-Lafayette lost its fifth opener of the last six years -- two to South Carolina, one each to Texas A&M, Texas and LSU.

Despite the win, Spurrier couldn't have liked what he saw out of his offense for most of this one.

Smelley threw a 2-yard scoring pass to tight end Andy Boyd. Beecher, normally a third stringer, followed on the next series with a 19-yard TD strike to Kenny McKinley. To many in the announced crowd of 78,234, the rout looked on no matter who got took the snaps.

That's when Louisiana-Lafayette got back into it.

Quarterback Michael Desormeaux finished off an 80-yard drive with a 14-yard TD run.

One series later, Desormeaux moved the Ragin' Cajuns 89 yards to the end zone. Chancellor Robertson got the tying touchdown from 3 yards out.


Boyd answered with a go-ahead touchdown, diving in to end his 2-yard run with 24 seconds left before halftime.

Boyd added the second half's only score on a 4-yard run that put South Carolina up two touchdowns.

Louisiana-Lafayette tried to get back into it, but was twice stopped on fourth down inside South Carolina's 5.

Desormeaux ran for 116 of the Ragin' Cajuns 252 yards rushing. He also completed 12 of 19 for 63 yards.

Smelley and Beecher, both likely to go back to the bench when the Gamecocks go to Georgia next week, combined to go 21 of 21 for 238 yards passing.



**Scoring Summary**

ULL	7	7	0	0	-	14
USC	14	7	7	0	-	28

**1st Quarter**

**USC** A. Boyd 2-yard pass from Smelley (Succop kick)  
(7 plays, 64 yards, TOP 2:56); 12:04

**USC** McKinley 19-yard pass from Beecher (Succop kick)  
(5 plays, 50 yards, TOP 1:25); 9:33

**ULL** Desormeaux 14-yard run (Edmiston kick)  
(15 plays, 80 yards, TOP 6:09); 0:15

**2nd Quarter**

**ULL** Robertson 3-yard run (Edmiston kick)  
(11 plays, 89 yards, TOP 4:38); 8:46

**USC** C. Boyd 2-yard run (Succop kick)  
(5 plays, 65 yards, TOP 1:52); 0:24

**3rd Quarter**

**USC** C. Boyd 4-yard run (Succop kick)  
(11 plays, 73 yards, TOP 4:43); 4:54

**Game Statistics**

	ULL	USC
First Downs	17	27
Rushing	14	13
Passing	2	12
Penalty	1	2
Net Yards Rushing	252	195
Rushing Attempts	47	41
Net Yards Passing	63	238
Cmp.-Att.-Int.	12-19-0	21-29-1
Total Offense Yards	315	433
Total Offense Plays	66	70
Fumbles: No.-Lost	0-0	1-0
Penalties: No.-Yards	8-59	5-32
Punts-Yards	6-221	3-135
Avg. Yards Per Punt	36.8	45.0
Punt Returns: No.-Yards	2-35	1-1
Kickoff Returns: No.-Yards	1-14	3-58
Interceptions: No.-Yards	1-0	0-0
Possession Time	28:22	31:38
Third Down Conversions	5-14	7-13
Fourth Down Conversions	1-3	1-2
Red Zone Scores-Chances	2-4	4-4
Sacks By: No.-Yards	2-6	0-0
PAT Kicks	2-2	4-4
Field Goals	0-0	0-1

**RUSHING: ULL:** Desormeaux 21-116; Fenroy 16-88; Wallace 6-36; Chery 2-11; Robertson 1-3; Team 1-(-2).  
**USC:** M. Davis 115-94; C. Boyd 14-47; Beecher 4-17; Smelley 3-14; Maddox 4-12; Culliver 1-11.

**PASSING: ULL:** Desormeaux 12-19-0-63. **USC:** Beecher 11-15-0-137; Smelley 10-14-1-101.

**RECEIVING: ULL:** Nevels 4-9; Smith 3-37; Fenroy 2-(-3); Jackson 1-16; Newman 1-3; Chery 1-1. **USC:** McKinley 6-44; C. Boyd 4-33; A. Boyd 3-48; Cook 2-34; M. Davis 2-24; F. Brown 2-18; Saunders 1-20; M. Brown 1-17.

**PUNT RETURNS: ULL:** Nevels 2-35. **USC:** Munnerlyn 1-1.

**KICKOFF RETURNS: ULL:** Wallace 1-14. **USC:** Munnerlyn 3-58.

**INTERCEPTION RETURNS: ULL:** Jones 1-0. **USC:** none.



**Game  
2**

**South Carolina 16, #11/12 Georgia 12**  
September 8, 2007 ♦ Athens, Ga. ♦ 92,746 ♦ 91 degrees

**ATHENS, GA. (AP) --** Steve Spurrier did it to Georgia again.

The head ball coach, who beat the Bulldogs regularly while at Florida, guided South Carolina to a 16-12 upset of No. 11 Georgia on Saturday night, signaling the Gamecocks as a possible title contender in the Southeastern Conference.

Ryan Succop kicked three field goals, Cory Boyd ran for the game's only touchdown and South Carolina's defense held the Bulldogs out of the end zone.

That was hardly the formula Spurrier used to beat Georgia 11 out of 12 years during his dominating run at Florida, which captured six SEC championships and one national title with the coach's Fun 'n' Gun offense.

Spurrier knows he doesn't have that kind of high-scoring talent at South Carolina (2-0, 1-0 SEC), forcing him to rely on a stout defense and Succop's accurate right leg to hold off the Bulldogs (1-1, 0-1).

Georgia was the highest-ranked team that South Carolina has beaten in Spurrier's three years as coach.

The Bulldogs, coming off an impressive 35-14 victory over Oklahoma State, were held without a touchdown for the first time since a 14-9 loss to South Carolina in 2001, when Lou Holtz was the coach and Spurrier was in his final season at Florida.

Succop connected from 41, 35 and 34 yards, the last of those giving the Gamecocks at 16-6 lead with 9:25 remaining.

The Bulldogs drove into South Carolina territory on their next two possessions, but settled for Brandon Coutu's third and fourth field goals. The kicker accounted for all of Georgia's points.

Georgia got one last chance to pull out a win, getting the ball back at its own 20 with 1:20 remaining. But the Bulldogs never seriously threatened, taking a couple of penalties before Matthew Stafford threw up a desperation pass that was picked off by Jasper Brinkley.


South Carolina jumped ahead with a six-play, 62-yard drive in the first quarter. Mitchell connected on 3-of-4 passes, including a 19-yarder to Kenny McKinley over the middle, and Boyd finished it off with a nifty 9-yard touchdown run.

Boyd burst through a wide hole and left Georgia safety Kelin Johnson grasping at air with a quick stutter-step, coasting to the end zone without being touched.

After giving up 252 yards rushing in last week's win over Louisiana-Lafayette, South Carolina held the Bulldogs to 128 on the ground.

Stafford faced plenty of pressure as the Gamecocks took advantage of Georgia's young offensive line. The sophomore completed just 19-of-44 pass for 213 yards, was sacked three times and spent much of the game on the run.

Mitchell had a solid night, completing 20-of-31 for 174 yards. The Gamecocks didn't take many chances, knowing their defense and running game could handle the load. Boyd ran for 76 yards and Mike Davis chipped in with 56.



**Scoring Summary**

<b>USC</b>	<b>7</b>	<b>3</b>	<b>3</b>	<b>3</b>	<b>-</b>	<b>16</b>
<b>UGA</b>	<b>0</b>	<b>3</b>	<b>3</b>	<b>6</b>	<b>-</b>	<b>12</b>

**1st Quarter**

**USC** C Boyd 9-yard run (Succop kick)  
(7 plays, 62 yards, TOP 2:32); 3:25

**2nd Quarter**

**UGA** Coutu 33-yard field goal  
(13 plays, 71 yards, TOP 5:07); 7:10

**USC** Succop 41-yard field goal  
(9 plays, 39 yards, TOP 4:22); 2:48

**3rd Quarter**

**USC** Succop 35-yard field goal  
(5 plays, 36 yards, TOP 1:07); 4:17

**UGA** Coutu 43-yard field goal  
(6 plays, 49 yards, TOP 2:23); 1:54

**4th Quarter**

**USC** Succop 34-yard field goal  
(11 plays, 63 yards, TOP 3:22); 9:19

**UGA** Coutu 39-yard field goal  
(7 plays, 39 yards, TOP 1:42); 7:37

**UGA** Coutu 34-yard field goal  
(7 plays, 31 yards, TOP 1:24); 4:42

**Game Statistics**

	<b>USC</b>	<b>UGA</b>
First Downs	21	20
Rushing	10	6
Passing	10	11
Penalty	1	3
Net Yards Rushing	140	128
Rushing Attempts	34	31
Net Yards Passing	174	213
Cmp.-Att.-Int.	20-31-0	19-45-0
Total Offense Yards	314	341
Total Offense Plays	65	76
Fumbles: No.-Lost	3-0	1-0
Penalties: No.-Yards	6-61	6-48
Punts-Yards	7-285	5-215
Avg. Yards Per Punt	40.7	43.0
Punt Returns: No.-Yards	2-15	3-53
Kickoff Returns: No.-Yards	5-109	4-112
Interceptions: No.-Yards	1-30	0-0
Possession Time	30:34	29:26
Third Down Conversions	1-11	3-18
Fourth Down Conversions	0-0	0-1
Red Zone Scores-Chances	4-4	2-2
Sacks By: No.-Yards	3-27	2-14
PAT Kicks	1-1	0-0
Field Goals	3-3	4-5

**RUSHING: USC:** C. Boyd 14-76; Davis 9-56; Culliver 2-21; Team 1-(-2); Mitchell 6-(-3); McKinley 1-(-4); Maddox 1-(-4). **UGA:** Moreno 14-104; Brown 12-49; Southerland 1-3; Bailey 1-(-1); Stafford 3-(-27).

**PASSING: USC:** Mitchell 20-31-0-174. **UGA:** Stafford 19-44-1-213, Bryant 0-1-0-0.

**RECEIVING: USC:** McKinley 7-102; Davis 5-22; C. Boyd 3-10; J. Cook 2-23; F. Brown 1-7; M. Brown 1-5; A. Boyd 1-5. **UGA:** Bailey 4-44; Chandler 3-44; Henderson 3-27; Massaquoi 2-28; Brown 2-17; Southerland 2-17; Moreno 2-14; Durham 1-22.

**PUNT RETURNS: USC:** Munnerlyn 2-15. **UGA:** Henderson 3-53.

**KICKOFF RETURNS: USC:** Munnerlyn 4-93; Culliver 1-16. **UGA:** Brown 4-112.

**INTERCEPTION RETURNS: USC:** J. Brinkley 1-30. **UGA:** none.

**Game  
3**

**#17/23 South Carolina 38, South Carolina State 3**  
**September 15, 2007 ♦ Columbia, S.C. ♦ 73,095 ♦ 88 degrees**

**COLUMBIA, S.C. (AP) --** Blake Mitchell threw three touchdowns and No. 17 South Carolina defeated South Carolina State 38-3 Saturday to make the Gamecocks 3-0 for the first time in six years.

South Carolina won its sixth consecutive game and the defense didn't allow a touchdown for the second straight.

That streak -- and South Carolina's perfect start -- will get severely tested next week with a trip to No. 2 LSU.

The numbers looked strong for South Carolina.

Mitchell finished 14-for-21 for 147 yards. Cory Boyd (132) and Mike Davis (102) went over 100 yards rushing, but the Gamecocks' offense looked lost for a half against the Bulldogs (1-2).

Mitchell had three interceptions and a fumble to go with his touchdown throws. Backup Tommy Beecher added an interception and a fumble of his own.

It got so bad, Gamecock coach Steve Spurrier chose to run the ball much of the second half. And that's when South Carolina finally put away its Championship Sub-division rivals.

Davis rushed for 43 yards and finished a 91-yard TD drive with a 9-yard catch from Mitchell.

Two series later, Boyd broke free for a 29-yard scoring run and the Gamecocks were up 31-3.

Spurrier called only two passes in the third quarter. Then again, he didn't have to get creative the way South Carolina's defense played.

The Gamecocks picked off three passes of their own, lineman Nathan Pepper returning one 19-yards for a touchdown to put them ahead for good, 7-3.

South Carolina State had just 46 yards passing through three quarters.

The Bulldogs are celebrating 100 years of football at the historically black college. It's the first time, however, they've played their larger state rivals about 45 minutes up the road.

The Bulldogs got an early chance to make an impact when Markee Hamlin got Mitchell's first interception to set South Carolina State up on the Gamecocks 12.

But penalties for an illegal snap and illegal procedure pushed them back and they took a 3-0 lead on Aaron Haire's 37-yard field goal.


South Carolina settled down after that shaky start -- and looked ready to give Spurrier a Florida-style blowout.

Pepper went 19 yards to the end zone with Cleveland McCoy's interception to put the Gamecocks ahead 7-3.

Ryan Succop added a 40-yard field goal and Mitchell hit Kenny McKinley with a 12-yard touchdown pass on the Gamecocks next two series to increase the lead to 17-3.

The defense was again above average. It didn't give up a touchdown at Georgia in South Carolina's 16-12 win a week ago and did not yield this time, either.

The closest South Carolina State got after its opening drive came in the third quarter after driving to the Gamecock 12, but Darian Stewart recovered Jonathan Woods' fumble to end the threat.



**Scoring Summary**

SCSU	3	0	0	0	-	3
USC	17	0	7	14	-	38

**1st Quarter**

**SCSU** Haire 37-yard field goal (4 plays, -7 yards, TOP 1:02); 12:21

**USC** Pepper 19-yard interception return (Succop kick); 11:01

**USC** Succop 40-yard field goal (9 plays, 57 yards, TOP 4:35); 4:46

**USC** McKinley 12-yard pass from Mitchell (Succop kick) (6 plays, 41 yards, TOP 1:54); 0:47

**3rd Quarter**

**USC** M. Davis 9-yard pass from Mitchell (Succop kick) (10 plays, 91 yards, TOP 4:59); 6:26

**4th Quarter**

**USC** C. Boyd 29-yard run (Succop kick) (2 plays, 38 yards, TOP 0:26); 14:50

**USC** M. Barnes 16-yard pass from Mitchell (Lanning kick) (6 plays, 59 yards, TOP 2:54); 9:58

**Game Statistics**

	SCSU	USC
First Downs	12	24
Rushing	10	14
Passing	2	8
Penalty	0	2
Net Yards Rushing	196	223
Rushing Attempts	47	37
Net Yards Passing	68	185
Cmp.-Att.-Int.	10-21-3	17-29-4
Total Offense Yards	264	408
Total Offense Plays	68	66
Fumbles: No.-Lost	1-1	3-2
Penalties: No.-Yards	14-98	5-38
Punts-Yards	8-280	2-83
Avg. Yards Per Punt	35.0	41.5
Punt Returns: No.-Yards	2-4	3-23
Kickoff Returns: No.-Yards	6-147	2-45
Interceptions: No.-Yards	4-45	3-29
Possession Time	33:07	26:53
Third Down Conversions	4-15	4-11
Fourth Down Conversions	1-2	2-3
Red Zone Scores-Chances	1-2	3-3
Sacks By: No.-Yards	2-14	1-6
PAT Kicks	0-0	5-5
Field Goals	1-1	1-1

**RUSHING: SCSU:** Ford 17-112; McCoy 17-58; Jamison 5-12; Woods 7-11; Haire 1-3. **USC:** C. Boyd 11-132; M. Davis 16-102; Maddox 1-6; Rank 2-5; M. Brown 1-3; Beecher 3-(-7); Mitchell 3-(-18).

**PASSING: SCSU:** McCoy 18-9-3-62; Long 3-1-0-6. **USC:** Mitchell 21-14-3-147; Beecher 7-3-1-38; Team 1-0-0-0.

**RECEIVING: SCSU:** Ford 3-15; DuBose 2-19; Breland 2-9; Wods 1-10; Young 1-9; Miller 1-6. **USC:** McKinley 4-36; M. Barnes 2-12; M. Davis 2-11; C. Boyd 2-10; J. Barnes 1-34; J. Cook 1-25; Freeman 1-19 F. Brown 1-16; M. Brown 1-13; DiMarco 1-7; A. Boyd 1-2.

**PUNT RETURNS: SCSU:** Bush 1-5; Young 1-(-1). **USC:** Munnerlyn 2-12; McKinley 1-11.

**KICKOFF RETURNS: SCSU:** DuBose 5-126; Jackson 1-21. **USC:** Munnerlyn 1-29; Ingram 1-16.

**INTERCEPTION RETURNS: SCSU:** Hamlin 1-41; Allen 1-4; Brinson 1-0; Adams 1-0. **USC:** Pepper 1-19; J. Brinkley 1-10; Munnerlyn 1-0.

**Game  
4**

**#2/2 LSU 28, #12/14 South Carolina 16**  
**September 22, 2007 ♦ Baton Rouge, La. ♦ 92,530 ♦ 83 degrees**

**BATON ROUGE, LA. (AP) --** The No. 2 Tigers used a fake field goal to score one touchdown and piled up 288 rushing yards to defeat Steve Spurrier and No. 12 South Carolina 28-16.

Midway through the second quarter, the Tigers set up for a field goal attempt from 32 yards. However, the holder, quarterback Matt Flynn flipped the ball over his shoulder to kicker Colt David, who ran it in for a touchdown run and a 21-7 halftime lead.

Jacob Hester's power and Trindon Holliday's speed were key for LSU on the ground and its dominant defense did the rest with two interceptions and a pair of stops on fourth-and-short yardage situations. The defense unsettled Spurrier to the point he switched quarterbacks several times.

Holliday wound up with a career-high 73 yards rushing, including a 33-yard touchdown, while Hester finished with 89 yards and a score.

The Gamecocks' tandem of standout running backs, Cory Boyd and Mike Davis, combined for only 27 yards and one TD by Davis. Because of sacks, South Carolina's net rushing total was only 6 yards.

Backup quarterback Chris Smelley ended up with the best passing numbers for the Gamecocks, going 12-of-26 for 174 yards and a late 1-yard TD pass to Kenny McKinley.

He was intercepted by Chevis Jackson, while Danny McCray intercepted starter Blake Mitchell to set up a touchdown on a fake field goal late in the first half.

Spurrier came in 11-1 against LSU, and early on it looked as if he still might have the Tigers' number.

Mitchell bounced back from a couple of vicious sacks and, with the help of an LSU facemask penalty, he drove the Gamecocks for a 7-0 lead on their third series, capped by Davis' 1-yard run.

It was only the second score LSU had given up this season, and it was the first time the Tigers trailed in a game.

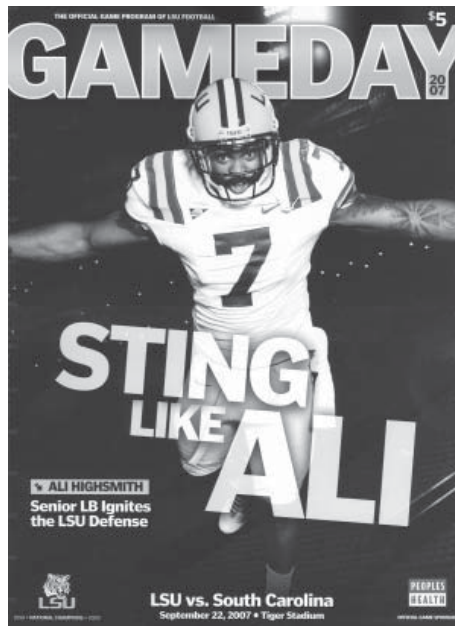
With the remnants of a tropical depression soaking Tiger Stadium, the field became sloppy and hindered the passing game.

Mitchell bobbled several snaps in shotgun formation and receivers for both teams slipped on cuts.

It was less of a problem for LSU, which subbed in powerful and mobile backup Ryan Perrilloux for designed quarterback runs. The Tigers wound up with 217 yards rushing in the first half, Holliday with 61 and Perrilloux with 54.

There was nothing Spurrier could do, and he watched with increasing frustration as LSU piled up the yards. During LSU's second scoring drive, he threw a note pad when Hester ran for 8 yards on third-and-3. When Keiland Williams bit off another 15 yards, Spurrier turned his back to the field, pulling off his headset as he paced anxiously and throwing his hands up.

Those rushes set up Flynn's 1-yard TD pass over the middle to Richard Dickson to make it 14-7.



**Scoring Summary**

<b>USC</b>	<b>7</b>	<b>0</b>	<b>0</b>	<b>9</b>	<b>-</b>	<b>16</b>
<b>LSU</b>	<b>7</b>	<b>14</b>	<b>7</b>	<b>0</b>	<b>-</b>	<b>28</b>

**1st Quarter**

**USC** M. Davis 1-yard run (Succop kick) (12 plays, 67 yards, TOP 5:52); 2:46

**LSU** Holliday 33-yard run (David kick) (4 plays, 69 yards, TOP 1:23); 1:16

**2nd Quarter**

**LSU** Dickson 1-yard pass from Flynn (David kick) (9 plays, 56 yards, TOP 2:55); 12:13

**LSU** David 15-yard run (David kick) (5 plays, 32 yards, TOP 2:35); 1:10

**3rd Quarter**

**LSU** Hester 9-yard run (David kick) (5 plays, 30 yards, TOP 2:16); 6:02

**4th Quarter**

**USC** Succop 23-yard field goal (11 plays, 56 yards, TOP 2:44); 7:44

**USC** McKinley 1-yard pass from Smelley (Smelley pass failed) (10 plays, 80 yards, TOP 3:19); 1:41

**Game Statistics**

	<b>USC</b>	<b>LSU</b>
First Downs	16	19
Rushing	1	16
Passing	13	3
Penalty	2	0
Net Yards Rushing	17	290
Rushing Attempts	27	50
Net Yards Passing	244	70
Cmp.-Att.-Int.	19-42-2	8-20-1
Total Offense Yards	261	360
Total Offense Plays	69	70
Fumbles: No.-Lost	2-1	3-0
Penalties: No.-Yards	2-20	5-39
Punts-Yards	5-224	7-267
Avg. Yards Per Punt	44.8	38.1
Punt Returns: No.-Yards	1-19	2-9
Kickoff Returns: No.-Yards	5-122	3-50
Interceptions: No.-Yards	1-0	2-0
Possession Time	27:09	32:51
Third Down Conversions	8-16	4-14
Fourth Down Conversions	0-2	1-1
Red Zone Scores-Chances	3-3	3-3
Sacks By: No.-Yards	1-6	3-26
PAT Kicks	1-1	4-4
Field Goals	1-1	0-1

**RUSHING: USC:** C. Boyd 18-17; McKinley 2-16; M. Davis 4-10; Smelley 1-(-7); Mitchell 2-(-19). **LSU:** Hester 17-88; Holliday 6-73; Perrilloux 8-59; Williams 7-33; Murphy 3-15; David 1-15; Scott 1-7; Flynn 4-6; Team 3-(-6).

**PASSING: USC:** Smelley 26-12-1-174; Mitchell 16-7-1-70. **LSU:** Flynn 19-8-1-70; Perrilloux 1-0-0-0.

**RECEIVING: USC:** McKinley 6-25; C. Boyd 4-66; Saunders 4-32; M. Davis 3-77; M. Brown 1-27; J. Cook 1-17. **LSU:** Dickson 4-39; LaFell 2-16; Johnson 1-9; Mitchell 1-6.

**PUNT RETURNS: USC:** McKinley 1-19. **LSU:** Mitchell 2-9.

**KICKOFF RETURNS: USC:** Munnerlyn 4-78; Culliver 1-44. **LSU:** Williams 2-30; Holliday 1-20.

**INTERCEPTION RETURNS: USC:** Hampton 1-0. **LSU:** Jackson 1-0; McCray 1-0.



**Game  
5**

**#16/21 South Carolina 38, Mississippi State 21**  
**September 29, 2007 ♦ Columbia, S.C. ♦ 78,883 ♦ 78 degrees**

**COLUMBIA, S.C. (AP)** -- Freshman Chris Smelley threw for a career-best 279 yards and two touchdowns to lead No. 16 South Carolina to a 38-21 victory over Mississippi State on Saturday.

Smelley was given the starting job by coach Steve Spurrier before the Gamecocks (4-1, 2-1 SEC) left the locker room at LSU's Death Valley last week after a 28-16 loss.

And Smelley's play made Spurrier look like a genius -- again.

Smelley, who replaced fifth-year senior Blake Mitchell, connected with receiver Kenny McKinley on touchdown passes of 20 and 27 yards, the latter which put South Carolina ahead for good, 24-21, with 3:43 left in the third quarter.

The Gamecocks' defense also looked strong without its best player in injured middle linebacker Jasper Brinkley. Brinkley, who damaged a knee ligament in last week's LSU defeat, had season-ending surgery this past Wednesday.

The Gamecocks gave up only 45 rushing by halftime in stopping Mississippi State (3-2, 1-2), which came to Williams-Brice Stadium with a three-game winning streak.

Mike Davis added two of his three rushing touchdowns (3, 2 and 12 yards) for South Carolina in the final quarter.

The Bulldogs looked like they had taken the game over in the third quarter. Anthony Dixon's second TD run from 2 yards out put Mississippi State ahead 21-17. Then its defense held, forcing the Gamecocks into a missed 50-yard field goal try.

However, South Carolina defensive lineman Eric Norwood blocked Blake McAdams' punt.

One play later, Smelley hit McKinley with a perfect throw and the junior wideout spun out of a tackle and into the end zone for the go-ahead score.

McKinley finished with four catches for 107 yards, his second game over 100 yards receiving this season.

Smelley was 19 of 37 with an interception. His previous high in yardage came last week with 174 yards in relief of Mitchell.

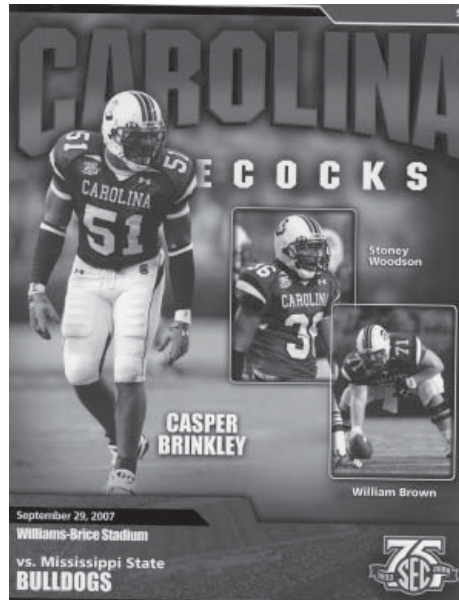
Dixon led the Bulldogs with 83 yards and his two rushing scores. Mississippi State didn't do much through the air against the Gamecocks with 118 yards.

South Carolina figured to be tested on defense with standout linebacker Jasper Brinkley in a wheelchair after season-ending surgery on his knee.

Things seemed worse for the Gamecocks once the game began as leading rusher Cory Boyd grabbed his right knee after the first play and rolled around on the ground in pain. But after icing down the knee, Boyd returned to action later in the period.

He also figured in on one of Spurrier's tricks right before halftime that put South Carolina out front.

Boyd took a flip from tight end Jared Cook after a completion from Smelley for 16 yards on third-and-20. On the next play, Ryan Succop hit a 45-yard field, his sixth straight this season, to send the Gamecocks into the break with the lead.



**Scoring Summary**

<b>MSU</b>	<b>7</b>	<b>7</b>	<b>7</b>	<b>0</b>	<b>-</b>	<b>21</b>
<b>USC</b>	<b>7</b>	<b>10</b>	<b>7</b>	<b>14</b>	<b>-</b>	<b>38</b>

**1st Quarter**

- USC** M. Davis 3-yard run (Succop kick) (12 plays, 69 yards, TOP 4:38); 10:22
- MSU** Bell 28-yard pass from Riddell (Carlson kick) (2 plays, 31 yards, TOP 0:50); 5:17

**2nd Quarter**

- USC** McKinley 20-yard pass from Smelley (Succop kick) (4 plays, 37 yards, TOP: 1:52); 13:28
- MSU** Dixon 1-yard run (Carlson kick) (14 plays, 62 yards, TOP: 7:00); 2:20
- USC** Succop 45-yard field goal (10 plays, 54 yards, TOP: 2:18); 0:02

**3rd Quarter**

- MSU** Dixon 2-yard run (Carlson kick) (5 plays, 48 yards, TOP 1:43); 8:56
- USC** McKinley 27-yard pass from Smelley (Succop kick) (1 play, 27 yards, TOP: 0:08); 3:43

**4th Quarter**

- USC** M. Davis 2-yard run (Succop kick) (5 plays, 79 yards, TOP 2:34); 14:07
- USC** M. Davis 12-yard run (Succop kick) (6 plays, 63 yards, TOP 2:24); 0:58

**Game Statistics**

	<b>MSU</b>	<b>USC</b>
First Downs	18	21
Rushing	10	10
Passing	6	9
Penalty	2	2
Net Yards Rushing	140	123
Rushing Attempts	42	35
Net Yards Passing	118	279
Cmp.-Att.-Int.	12-27-1	19-37-1
Total Offense Yards	258	402
Total Offense Plays	69	72
Fumbles: No.-Lost	1-0	1-0
Penalties: No.-Yards	9-87	11-94
Punts-Yards	7-274	4-134
Avg. Yards Per Punt	39.1	33.5
Punt Returns: No.-Yards	1-0	5-53
Kickoff Returns: No.-Yards	4-86	4-109
Interceptions: No.-Yards	1-15	1-0
Possession Time	30:21	29:39
Third Down Conversions	3-13	9-18
Fourth Down Conversions	0-1	1-2
Red Zone Scores-Chances	2-2	4-6
Sacks By: No.-Yards	2-9	2-27
PAT Kicks	3-3	5-5
Field Goals	0-0	1-2

**RUSHING: MSU:** Dixon 22-83; Ducre 15-68; Stallworth 1-6; Carroll 2-(-4); Riddell 1-(-11); Team 1-(-2). **USC:** M. Davis 18-59; C. Boyd 11-58; Smelley 5-7; Culliver 1-(-1).

**PASSING: MSU:** Riddell 21-9-1-101; Carroll 6-3-0-17. **USC:** Smelley 37-19-1-279.

**RECEIVING: MSU:** Riley 3-20; Burks 2-44; Bell 1-28; Butler 1-11; Smith 1-9; Stallworth 1-5; Jones 1-3; Husband 1-0; Ducre 1-(-2). **USC:** McKinley 4-107; J. Cook 4-66; F. Brown 3-50; M. Davis 3-16; Lecorn 2-12; Di-Marco 1-9; Saunders 1-6; Stafford 1-3; C. Boyd 0-10.

**PUNT RETURNS: MSU:** Pegues 1-0. **USC:** Munnerlyn 4-37; Norwood 1-16.

**KICKOFF RETURNS: MSU:** Riley 2-52; Williams 2-34. **USC:** Culliver 4-109.

**INTERCEPTION RETURNS: MSU:** Pegues 1-15. **USC:** Stewart 1-0.



**Game  
6**

**#11/18 South Carolina 38, #8/8 Kentucky 23**  
**October 4, 2007 ♦ Columbia, S.C. ♦ 76,220 ♦ 73 degrees**

**COLUMBIA, S.C. (AP)** -- Kentucky's perfect start was spoiled by the one ball coach who knows better than almost anyone how to humble the Wildcats.

South Carolina defensive end Eric Norwood tied an NCAA mark with two touchdowns on fumble returns and Steve Spurrier remained unbeaten against No. 8 Kentucky in the 11th-ranked Gamecocks' 38-23 victory Thursday night.

With both teams ranked for the first time when facing each other, Spurrier got the best of Kentucky for the 15th time - and now has the Gamecocks (5-1, 3-1 Southeastern Conference) in the thick of the SEC Eastern Division race.

It was the poorest performance of the season for Kentucky (5-1, 1-1), which was held to half its SEC-leading average of 46.6 points a game.

Andre Woodson, the hero of the Wildcats' surprising start, was pressured into several errors.

He fumbled after Jonathan Williams' sack on Kentucky's first series, and Norwood picked it up for a 2-yard TD return that put the Gamecocks ahead 7-0. Then tied at 10-all in the second quarter, Woodson drove Kentucky to the Gamecocks 9, but threw his second interception of the season to end the threat.

The mistakes continued after halftime. Woodson's lateral attempt to fullback John Conner was muffed, and this time Norwood grabbed it and ran 53 yards for his second score and a 24-10 lead.

Norwood's touchdown returns matched an NCAA record accomplished three times before, the last by Southern Methodist's Alvin Nnabuife against Nevada in 2004.

Woodson finished 23 of 40 for 227 yards, but was sacked three times. Rafael Little had his fifth 100-yard game of the year with 135 yards rushing.

None of it was enough.

The Wildcats closed to 31-23 on Woodson's 6-yard touchdown pass to Steve Johnson with 6:59 left, but Cory Boyd's 27-yard TD catch on South Carolina's next drive secured the Gamecocks' eighth straight win in the series.


Freshman Chris Smelley, making his second straight start for South Carolina, completed 17 of 30 for 256 yards and two touchdowns.

Not even some pregame rain could stop the festive atmosphere at Williams-Brice Stadium.

NFL coaching great - and long-ago Gamecock - Dan Reeves took part in the opening coin flip. Several former South Carolina players currently in the pros, like Philadelphia defensive back Sheldon Brown and Minnesota receivers Troy Williamson and Sidney Rice, were introduced to the crowd in the opening half.

They all saw what Spurrier has talked about since the end of last season: he wants his guys to think like they can challenge for an SEC title.

With this victory, that's a goal within reach. The Gamecocks, who already knocked off SEC heavyweight Georgia last month, should move into the top 10 for the first time since 2001.



**Scoring Summary**

<b>UK</b>	<b>3</b>	<b>7</b>	<b>3</b>	<b>10</b>	<b>-</b>	<b>23</b>
<b>USC</b>	<b>10</b>	<b>7</b>	<b>7</b>	<b>14</b>	<b>-</b>	<b>38</b>

**1st Quarter**

- USC** Norwood 2-yard fumble recovery (Succop kick); 10:53
- UK** Seiber 27-yard field goal (6 plays, 34 yards, TOP 1:52); 5:02
- USC** Succop 29-yard field goal (12 plays, 58 yards, TOP 4:05); 0:57

**2nd Quarter**

- UK** Tamme 18-yard pass from Woodson (Seiber kick) (9 plays, 71 yards, TOP: 3:44); 12:13
- USC** M. Davis 3-yard run (Succop kick) (10 plays, 89 yards, TOP 3:26); 0:51

**3rd Quarter**

- USC** Norwood 53-yard fumble recovery (Succop kick); 13:03
- UK** Seiber 41-yard field goal (9 plays, 49 yards, TOP 2:14); 10:49

**4th Quarter**

- UK** Seiber 23-yard field goal (13 plays, 66 yards, TOP 3:44); 14:56
- USC** DiMarco 7-yard pass from Smelley (Succop kick) (8 plays, 62 yards, TOP 3:55); 11:01
- UK** Johnson 6-yard pass from Woodson (Seiber kick) (12 plays, 72 yards, TOP 4:02); 6:59
- USC** C. Boyd 29-yard pass from Smelley (Succop kick) (7 plays, 69 yards, TOP 3:31); 3:28

**Game Statistics**

	<b>UK</b>	<b>USC</b>
First Downs	26	18
Rushing	11	5
Passing	13	12
Penalty	2	1
Net Yards Rushing	157	86
Rushing Attempts	38	36
Net Yards Passing	227	256
Cmp.-Att.-Int.	23-40-1	17-30-0
Total Offense Yards	384	342
Total Offense Plays	78	66
Fumbles: No.-Lost	5-3	1-1
Penalties: No.-Yards	5-49	6-44
Punts-Yards	3-139	6-252
Avg. Yards Per Punt	46.3	42.0
Punt Returns: No.-Yards	2-7	1-0
Kickoff Returns: No.-Yards	7-171	5-97
Interceptions: No.-Yards	0-0	1-38
Possession Time	30:03	29:57
Third Down Conversions	3-11	6-13
Fourth Down Conversions	1-2	0-0
Red Zone Scores-Chances	4-5	3-4
Sacks By: No.-Yards	5-33	3-38
PAT Kicks	2-2	5-5
Field Goals	3-3	1-1

**RUSHING: UK:** Little 25-135; Dixon 5-49; Locke 2-22; Woodson 4-(-49). **USC:** M. Davis 17-62; C. Boyd 14-57; Smelley 5-(-33).

**PASSING: UK:** Woodson 40-23-1-227. **USC:** Smelley 30-17-0-256.

**RECEIVING: UK:** Burton 7-76; Johnson 4-38; Lyons 3-31; Dixon 3-24; Little 3-23; Tamme 2-35; Conner 1-0. **USC:** McKinley 5-68; C. Boyd 3-47; J. Cook 2-36; F. Brown 2-26; M. Davis 2-(-2); Saunders 1-50; Lecorn 1-24; DiMarco 1-7.

**PUNT RETURNS: UK:** Little 2-7. **USC:** Munnerlyn 1-0.

**KICKOFF RETURNS: UK:** Burton 3-80; Dixon 3-67; Locke 1-24. **USC:** Ingram 3-59; Culliver 2-38.

**INTERCEPTION RETURNS: UK:** none. **USC:** Munnerlyn 1-38.

**#7/12 South Carolina 21, North Carolina 15**  
**October 13, 2007 ♦ Chapel Hill, N.C. ♦ 61,000 ♦ 71 degrees**

**CHAPEL HILL, N.C. (AP)** -- Chris Smelley threw a career-high three touchdown passes in the first half and No. 7 South Carolina withstood a late rally to beat North Carolina 21-15 on Saturday.

The redshirt freshman improved to 4-0 as a starter, helping South Carolina (6-1) build a 21-3 lead through three quarters and successfully defend its first top 10 ranking since 2001.

But the Tar Heels (2-5) made things interesting late. T.J. Yates threw an 18-yard touchdown pass to Greg Little on the first play of the fourth quarter, then ran 3 yards for another score to make it a six-point game with 3:03 remaining.

The Gamecocks gave North Carolina one last chance, after Ryan Succop's 48-yard field goal bounced harmlessly off the right upright with 46 seconds left.

Yates threw three quick completions to move the Tar Heels to the South Carolina 31, but misfired on his last two throws toward the end zone, with his final pass deflected away by Kenny McKinley at about the 1.

Yates finished 22-of-42 for 285 yards against the nation's best pass defense, and Hakeem Nicks had eight receptions for 114 yards for the Tar Heels.

North Carolina had 398 total yards to South Carolina's 282, had nearly a 10-minute advantage in time of possession and stopped the Gamecocks on 12 of 13 third-down chances. But the Tar Heels couldn't overcome three interceptions -- one thrown on a trick play in the fourth by quarterback-turned-receiver Joe Dailey in the red zone.

Smelley completed 17 of 26 passes for 172 yards with scoring passes to three different receivers, covering 3 yards to Dion Lecorn, 30 yards to McKinley and 12 yards to Jared Cook.


Cory Boyd rushed 20 times for 95 yards for South Carolina, helping Steve Spurrier remain unbeaten in four games against the Tar Heels. His previous three wins came when he was at Duke from 1987-89, and his last -- a 41-0 rout -- was memorialized with a team photo by the scoreboard, a snapshot that still hangs in his office.

The Gamecocks clicked early in jumping out to a 14-0 first-quarter lead. They scored on two straight possessions, with Smelley's 20-yard pass to Cook setting up his 3-yard strike to Lecorn.

Then, Smelley and Cook hooked up again for 23 yards one play before he found McKinley behind cornerback Jermaine Strong, and the receiver spun toward the right sideline and pulled down his team-leading sixth touchdown of the season.

South Carolina made it 21-3 at halftime when Captain Munneryn's 38-yard punt return in the final minutes of the half set up Smelley's scoring pass to Cook with 15 seconds left.

North Carolina's Connor Barth missed a field goal for the first time since 2005 when he pulled a 49-yard attempt wide left in the first quarter, snapping a streak of 19 straight conversions. He made a 45-yarder on his next try early in the second.



**Scoring Summary**

<b>USC</b>	<b>14</b>	<b>7</b>	<b>0</b>	<b>0</b>	<b>-</b>	<b>21</b>
<b>UNC</b>	<b>0</b>	<b>3</b>	<b>0</b>	<b>12</b>	<b>-</b>	<b>15</b>

**1st Quarter**

- USC** Lecorn 3-yard pass from Smelley (Succop kick) (6 plays, 48 yards, TOP 2:14); 8:11
- USC** McKinley 30-yard pass from Smelley (Succop kick) (3 plays, 68 yards, TOP 1:04); 3:39

**2nd Quarter**

- UNC** Barth 45-yard field goal (12 plays, 55 yards, TOP: 5:09); 13:30
- USC** J. Cook 12-yard pass from Smelley (Succop kick) (9 plays, 40 yards, TOP 1:41); 0:15

**4th Quarter**

- UNC** Little 18-yard pass from Yates (Baucom pass failed) (5 plays, 61 yards, TOP 1:44); 14:53
- UNC** Yates 3-yard run (Barth pass failed); (4 plays, 62 yards, TOP 0:45); 3:03

**Game Statistics**

	<b>USC</b>	<b>UNC</b>
First Downs	15	22
Rushing	8	8
Passing	6	12
Penalty	1	2
Net Yards Rushing	110	113
Rushing Attempts	32	36
Net Yards Passing	172	285
Cmp.-Att.-Int.	17-26-1	22-43-3
Total Offense Yards	282	398
Total Offense Plays	58	79
Fumbles: No.-Lost	1-1	2-0
Penalties: No.-Yards	6-40	8-67
Punts-Yards	8-347	6-251
Avg. Yards Per Punt	43.4	41.8
Punt Returns: No.-Yards	2-36	3-14
Kickoff Returns: No.-Yards	2-40	4-79
Interceptions: No.-Yards	3-38	1-16
Possession Time	25:56	34:04
Third Down Conversions	1-12	5-17
Fourth Down Conversions	1-1	1-2
Red Zone Scores-Chances	2-2	2-4
Sacks By: No.-Yards	4-16	3-23
PAT Kicks	3-3	0-0
Field Goals	0-1	1-2

**RUSHING: USC:** C. Boyd 20-95; M. Davis 5-28; Smelley 7-(-13). **UNC:** White 6-37; Little 4-29; Elzy 11-23; Houston 5-18; Dailey 1-5; Yates 9-1.

**PASSING: USC:** Smelley 26-17-1-172. **UNC:** Yates 42-22-2-285; Dailey 1-0-0-1.

**RECEIVING: USC:** McKinley 5-64; J. Cook 3-55; Lecorn 3-9; C. Boyd 2-19; M. Davis 2-14; Stafford 1-13; Saunders 1-(-2). **UNC:** Nicks 8-114; Little 4-50; Foster 4-24; Rome 2-27; White 1-36; Tate 1-18; Thornton 1-11; Pianalto 1-5.

**PUNT RETURNS: USC:** Munneryn 2-36. **UNC:** Persson 2-8; Tate 1-6.

**KICKOFF RETURNS: USC:** Culliver 2-40. **UNC:** Tate 3-60; Quinn 1-19.

**INTERCEPTION RETURNS: USC:** E. Cook 2-38; Stewart 1-0. **UNC:** Paschal 1-16.