

TENNESSEE (5-6) at VANDERBILT (3-8)

NOV. 29, 2014 » VANDERBILT STADIUM (40,350) » NASHVILLE, TENN. » SEC NETWORK » 4:01 P.M.

THE MATCHUP

TENNESSEE VS VANDERBILT



THE BASICS

Head Coach: Butch Jones (Ferris State, '90) Career Record: 60-40 (9 yrs.) At Tennessee: 10-13 (2 yrs.)	Head Coach: Derek Mason (Northern Arizona, '93) Career Record: 3-8 (1 yr.) At Vanderbilt: 3-8 (1 yr.)
RECORD: 5-6, 2-5 SEC 2014 Rank: NR/NR Points/Game: 27.9 Rush Yds/Game: 131.8 Rushing TDs: 14 Pass Yds/Game: 240.4 Passing TDs: 21 Total Off./Game: 372.2 Total Def./Game: 367.9	RECORD: 3-8, 0-7 SEC 2014 Rank: NR/NR Points/Game: 17.2 Rush Yds/Game: 108.5 Rushing TDs: 6 Pass Yds/Game: 181.8 Passing TDs: 12 Total Off./Game: 290.3 Total Def./Game: 414.8

ACTIVE STATISTICAL LEADERS

RUSHING #1 Jalen Hurd (169-756, 3 TD, 68.7 ypg)	RUSHING #26 Ralph Webb (196-857, 3 TD, 77.9 ypg)
PASSING #11 Joshua Dobbs (85-136, 985 yds, 62.5%, 8 TD, 3 INT, 246.2 ypg)	PASSING #2 Johnny McCrary (76-145, 967 yds, 52.4%, 9 TD, 7 INT, 161.2 ypg)
RECEIVING #2 Alton Howard (47-534, 1 TD, 48.5 ypg)	RECEIVING #81 Steven Scheu (36-463, 3 TD, 42.1 ypg)
DEFENSE #34 Jalen Reeves-Maybin (83 tkls, 10.0 TFL, 2.0 Sk)	DEFENSE #52 Nigel Bowden (74 tkls, 2.0 TFL, 1.0 Sk)

INSIDE THE VANDERBILT SERIES

Overall: UT, 73-29-5 Knoxville: UT, 37-11-1 Nashville: UT, 36-18-4 Current Streak: VU W2	Last Meeting: VU, 14-10 in Knoxville, Nov. 23, 2013 Last Meeting in Nashville: VU, 41-18, Nov. 17, 2012 Last UT Win in Series: UT, 27-21 (OT), Nov. 19, 2011
UT All-Time Record: 809-367-53 (.680)	

THE VANDERBILT GAME

■ Saturday's game is the 108th all-time meeting between Tennessee and Vanderbilt and the 59th in Nashville. The 107 meetings so far dating to 1892 are the second-most in any UT series, eclipsed only by 110 games vs. Kentucky since 1893.

■ UT is 73-29-5 all-time against Vanderbilt, including a 36-18-4 record in Nashville and a 37-11-1 record in Knoxville.

■ Despite losses in two consecutive games in the series, the Vols have won 29 of the last 32 games over the Commodores since 1983, including 14 of the last 15 over Vanderbilt in Nashville.

■ UT is averaging 29.6 points per game vs. Vanderbilt in the last 16 meetings since 1998 (UT 13-3 in those games).

BOWL BERTH ON THE LINE...

■ A win over Vanderbilt would make Tennessee bowl-eligible for the first time since 2010, when the Vols were 6-6 and played in the Music City Bowl.

■ A bowl berth would be the 50th in Tennessee history, and the Vols are currently tied with USC and Georgia for the fourth-most bowl appearances in history with 49.

■ A Saturday victory also gives Tennessee its first two-game road winning streak in SEC play since 2006 (at Georgia on Oct. 7 and at South Carolina on Oct. 28)

LAST WEEK...

■ Last Saturday (Nov. 22), Tennessee lost a 29-21 decision to Missouri on Senior Night at Neyland Stadium.

■ Tennessee started seven true freshman in the game, including four on defense, setting the school record in both categories. On the season, Tennessee has played an FBS-high 23 true freshmen.

■ UT finishes their home slate averaging 99,753 per game at Neyland Stadium, the highest average attendance for the Vols since 2010 and an increase of nearly 10,000 per game since 2012 (89,965).

■ The Vols have scored 307 points this season, eclipsing the 2013 full-season total (286 points in 12 games).

TOUGHEST SCHEDULE

■ Based on the NCAA's strength of schedule formula, the Vols have faced the toughest schedule in the nation over the last two years. Tennessee's combined opponents over the last two years have a composite record of 140-72 for a 66.0 win percentage.

■ In 2014, the Vols have the second most difficult schedule behind only Arkansas, who has played teams with a combined mark of 62-28 for a 68.9 win percentage.

■ In 2013, Butch Jones' first season on Rocky Top, the Vols played the toughest schedule according to the NCAA formula with opponents combined record of 79-42 ranking at the top with a 65.3 win percentage.

Most Difficult Schedule Last Two Years

1. Tennessee	140-72 (66.0)
2. Auburn	153-80 (65.7)
3. Texas A&M	132-85 (62.6)
4. Ole Miss	137-86 (61.4)

A TENNESSEE WIN WOULD...

- T Improve Tennessee to 6-6 to finish the regular season, which would make the Vols both .500 or better and bowl-eligible for the first time since 2010.
- T Mark the 29th win over Vanderbilt in the last 32 meetings since 1983 as well as the 15th of the last 16 meetings in Nashville.
- T Improve the Vols to 82-20 in November since 1990 and 12-8 during the month since 2010.
- T Represent consecutive road wins in SEC play for the first time since 2006 (Georgia/South Carolina)
- T Give Tennessee their 74th win over the Commodores and snap a two-game losing streak to Vanderbilt.

TENNESSEE FOOTBALL MEDIA RELATIONS CONTACTS

Jimmy Stanton	Senior Associate AD - Communications	Cell: 865.306.2052	Email: JimmyStanton@utk.edu	Twitter: @JimmyStanton
Jason Yellin	Assistant AD - Media Relations	Cell: 865.314.0273	Email: JYellin@utk.edu	Twitter: @JasonYellin
MJ Burns	Assistant Media Relations Director	Cell: 713.419.4583	Email: MJBurns@utk.edu	Twitter: @MJTBurns
Mary-Carter Kniffen	Assistant Media Relations Director	Cell: 804.516.6337	Email: MaryCarter@utk.edu	Twitter: @MCKniffen
Jessie Butler	Graduate Assistant	Cell: 623.399.7240	Email: JButler@utk.edu	Twitter: @JessMB22

2014 » SCHEDULE & RECORD

THE RECORD	OVERALL RECORD:	5-6
	SEC	2-5
	NON-CONFERENCE	3-1
	HOME	4-3
	AWAY	1-3
	NEUTRAL	0-0

► THE SCHEDULE

DATE	OPPONENT (TV)	TIME/RESULT
Aug. 31	Utah State (SECN)	W, 38-7
Sep. 6	Arkansas State (SECN)	W, 34-19
Sep. 13	at #4/3 Oklahoma (ABC)	L, 10-34
Sep. 27	at #12/13 Georgia* (ESPN)	L, 32-35
Oct. 4	Florida* (SECN)	L, 9-10
Oct. 11	Chattanooga (SECN)	W, 45-10
Oct. 18	at #3 Ole Miss* (ESPN)	L, 3-34
Oct. 25	#4 Alabama* (ESPN2)	L, 20-34
Nov. 1	at So. Carolina* (SECN)	W, 45-42 (OT)
Nov. 15	Kentucky* (SECN)	W, 50-16
Nov. 22	#19/20 Missouri* (ESPN)	L, 21-29
Nov. 29	at Vanderbilt* (SECN)	4 p.m.

* Southeastern Conference game
All times Eastern

► ON THE AIR

TELEVISION

- SEC Network
- Tom Hart (play-by-play)
- Matt Stinchcomb (color analyst)
- Heather Mitts (reporter)
- Nick Rud (producer)



RADIO

- Vol Network
- Bob Kesling (play-by-play)
- Tim Priest (color analyst)
- Andy Kelly (sideline)
- John Wilkerson (studio host)



SATELLITE RADIO

- Sirius Premier Channel 113
- XM Channel 190



ONLINE

- www.WatchESPN.com
- www.SECNetwork.com



DEPTH CHART NOTES: OFFENSE

QB



#11 JOSHUA DOBBS
6-3, 216, So., ALPHARETTA, GA.

- In 4 games has 1,287 total yds. & 12 TDs; 2-1 as starter (246 pass yd/gm)
- First QB in UT history with 300 passing/100 rushing yards in same game
- Set UT record for rushing yards by QB in a game with 166 at SC (11/1)
- Aerospace Engineering major; H.S. baseball player with scholarship offers

Year	GP/GS	Cmp	Att	Pct.	Yds	TD	Int
2014	4/3	85	136	62.5	985	8/3	
Career	9/7	157	257	61.1	1680	10/9	
Car. Highs: Att: 42, Cmp: 26, Yds: 301, Pass TD: 3; Rushes: 24, Rush Yds: 166; Rush TD: 3							

#12 NATHAN PETERMAN
6-2, 220, RSo., FRUIT COVE, FLA.

- Drew start vs. #4 Alabama and played first two series (2-4-10 yds)
- Scored rushing TD vs. UTC; Played 3 series in at #12 UGA, was 4-9-20 yds
- First start at Florida (9/21/13); suffered broken thumb missed rest of '13

Year	GP/GS	Cmp	Att	Pct.	Yds	TD	Int
2014	6/1	10	20	50.0	49	0/0	
Career	10/2	20	43	46.5	94	0/2	
Car. Highs: Att: 11, Cmp: 4, Yds: 28, TD: 0							

TB



#1 JALEN HURD
6-3, 227, Fr., HENDERSONVILLE, TENN.

- Best rush game by true freshman at UT since Jamal Lewis ('97) w/125 at SC
- 3 100-yd gms, most by true Fr. since Lewis in 97 (119 @UGA, 118 vs.UK)
- Total of 756 rush yards are third-most by UT true frosh (Lewis 1,343 is #1)
- As a HS Jr. in 2012, ran for TN state-rec. 3,357 yards (240 ypg) & 43 TDs

Year	GP/GS	Cmp	Att	Pct.	Yds	TD	Int
2014	11/7	169	756	4.5	3	43	
Career	10/2	20	43	46.5	94	0/2	
Car. Highs: Rushes: 24, Yds: 125, TD: 1; Rec: 7, Rec. Yards: 58; Rec. TD: 1							

#15 MARLIN LANE
5-11, 209, Sr., DAYTONA BEACH, FLA.

- Started first 4 games in 2014, has 58 carries for 223 yards and TD vs. UTU
- Shared rushing duties with Rajion Neal in 2013; ran for 534 yards, 4 TDs

Year	GP/GS	Rush	Yds	Avg	TD	Lg
2014	10/4	61	228	3.7	1	44
Career	45/10	357	1700	4.8	9	54
Car. Highs: Rushes: 19, Yds: 132, TD: 2						

#31 JUSTUS PICKETT
5-10, 199, R.Jr., CHARLOTTE, N.C.

- Played in eight games, carried 22 times for 64 yards; 10-27 vs. Chatt.
- Transfer from Maryland, ran for 142 yards on 69 carries, 3 TDs in 2012

Year	GP/GS	Rush	Yds	Avg	TD	Lg
2014	8/0	22	64	2.9	0	10
Career	14	14	58	4.1	0	10
Car. Highs: Rushes: 14, Yds: 82, TD: 1						

WR



#18 JASON CROOM
6-5, 243, RSo., NORCROSS, GA.

- Has TD catches in each of the last three games after 4-yd TD vs. Mizzou
- Career-best 87 rec. yards including career-long 52-yd TD catch vs. UK
- Game-tying TD to send game at SC to OT on 9-yd TD with 11 sec. left
- Career best 6 catches for career best 76 yards vs. Chattanooga

Year	GP/GS	Rec	Yds	Avg	TD	Lg
2014	11/1	21	305	14.5	4	52
Career	26/8	39	574	14.7	6	52
Car. Highs: Rec: 6, Yds: 87, Rec TD: 1						

#4 VIC WHARTON
5-11, 201, Fr., SPRING HILL, TENN.

- Played in seven games, making 4 catches for 15 yards; 3-10 vs. Chatt.
- 4-star from Independence H.S., Class 6A All-State team as a def. back
- As a senior, had 23 TDs, 9 rushing TDs, 58 carries, total 518 rushing yards

Year	GP/GS	Rec	Yds	Avg	TD	Lg
2014	7/0	4	15	3.8	0	5
Career	13	3	15	5.0	0	5
Car. Highs: Rec: 3, Yds: 10, Rec TD: 0						

WR



#2 PIG HOWARD
5-8, 187, Jr., ORLANDO, FLA.

- Leads Vols in catches (47), and receiving yards (534) along w/ 3 total TD
- Has a catch in each of the last 31 games he has played in
- Comes off 8-catch, 90-yard game vs. Mizzou with 100th career catch
- First 100-yard receiving game with five catches for 109 yds. at S.Carolina

Year	GP/GS	Rec	Yds	Avg	TD	Lg
2014	11/7	47	534	11.4	1	31
Career	32/17	104	976	9.4	5	33
Car. Highs: Rec: 11, Yds: 109, Rec TD: 1						

#81 JOHNATHON JOHNSON
5-9, 186, Jr., FRIENDSWOOD, TEXAS

- First two TDs (21 yd, 19 yd) of career vs. UTC; had 3 catches for 46 yds
- On year has 7 catches for 103 yards and two TDs; catches in 4 of 5 games
- Second year at UT after transferring from Blinn JC; 13-189 rec. in 2013

Year	GP/GS	Rec	Yds	Avg	TD	Lg
2014	9/1	8	109	13.6	2	27
Career	19/3	21	298	14.2	2	37
Car. Highs: Rec: 3, Yds: 57, Rec TD: 2						

WR



#9 VON PEARSON
6-3, 183, Jr., NEWPORT NEWS, VA

- 23-year old WR in first year with Vols after leading JUCO in catches (93)
- Played in eight games, making 25 catches for 264 yards with four TD
- First game with two TDs (21, 16 yards) as part of 3-44 vs Kentucky
- JUCO national-leading 93 receptions for 1,601 yards and 12 TDs in 2013

Year	GP/GS	Rec	Yds	Avg	TD	Lg
2014	9/6	28	306	10.9	4	56
Career	9	5	71	14.2	2	2
Car. Highs: Rec: 5, Yds: 71, Rec TD: 2						

#3 JOSH MALONE
6-3, 204, Fr., GALLATIN, TENN.

- Started six games, playing in all 11, has 22 catches for 227 yards
- Scored first college TD on a 9-yard catch vs. #4 Alabama
- Best game of season at #3 Ole Miss with 5 catches, 75 yds.

Year	GP/GS	Rec	Yds	Avg	TD	Lg
2014	11/6	22	227	10.3	1	20
Career	11	5	75	15.0	1	20
Car. Highs: Rec: 5, Yds: 75, Rec TD: 1						

TE



#82 ETHAN WOLF
6-5, 240, Fr., MINSTER, OHIO

- Has catch in first nine games he played in; 21 catches for 203 yds on yr.
- After missing OU (inj), returned at UGA and had 5 catches for 69 yards
- Became first true frosh to start season opener at tight end in UT history
- Wears #82 as a tribute to VFL Jason Witten, who wears #82 w/ Cowboys

Year	GP/GS	Rec	Yds	Avg	TD	Lg
2014	10/9	21	203	9.7	0	24
Career	11	5	69	13.8	0	24
Car. Highs: Rec: 5, Yds: 69, Rec TD: 0						

#48 ALEX ELLIS
6-4, 238, R.Jr., DEL MAR, DEL.

- Has catches in each of last 5 games (scored 1st TD on fake FG 31-yd rec)
- Walk-on, also played lacrosse in H.S. in Del.; Biomed Engineering major

Year	GP/GS	Rec	Yds	Avg	TD	Lg
2014	11/1	6	115	19.2	1	31
Career	11	6	115	19.2	1	31
Car. Highs: Rec: 2, Yds: 31, Rec TD: 1						

#80 DANIEL HELM
6-4, 240, Fr., CHATHAM, ILL.

- First multi-catch game with two catches for 16 yards vs. Florida
- Caught a 2-point conversion in 4th quarter at #12 Georgia
- 4-star TE by all services; #1 TE in nation by Rivals at Glenwood H.S. in Ill.

Year	GP/GS	Rec	Yds	Avg	TD	Lg
2014	11/2	6	37	6.2	0	13
Career	11	2	16	8.0	0	13
Car. Highs: Rec: 2, Yds: 16, Rec TD: 0						

LT



#77 KYLER KERBYSON
6-4, 312, R.Jr., KNOXVILLE, TENN.

- Has started at three different positions this season (right tackle-2, left tackle-8, left guard-1)
- Started at LG vs. #4 Bama at LT in 8 games (OU, UGA, UF, UTC, OM, SC, UK, MU) & 2 games at RT
- Played in all 12 games in 2013 after seeing limited action in seven games in 2012
- Awarded the Harvey Robinson Offensive Player Award at the 2014 Orange & White Game

Year	GP/GS
2014	11/11
Career	30/11

#63 BRETT KENDRICK
6-6, 316, RFr., KNOXVILLE, TENN.

- Played in all 11 games, starting vs. Arkansas State (9/6) and #4 Alabama (10/25) at left tackle.
- Made first career start, replacing fellow Knoxville Jacob Gilliam after his injury, vs. Ark. State
- One of 32 to make Tennessee debut in opener vs. Utah State, coming off redshirt season in 2013

Year	GP/GS
2014	11/2

LG



#75 MARCUS JACKSON
6-2, 306, R.Jr., VERO BEACH, FLA.

- Returned to action as starting left guard in 10 games in 2014 after redshirt season in 2013
- Returned to start at SC (11/1) and sitting out game vs. #4 Alabama (10/25) with a leg injury
- Took a redshirt season in 2013, serving as backup to Alex Bullard all season
- 2011 Phil Steele Freshman All-American First Team; 2011 SEC All-Freshman Team Selection

Year	GP/GS
2014	10/10
Career	34/16

#60 AUSTIN SANDERS
6-5, 311, RFr., CLEVELAND, TENN.

- One of 32 to make Tennessee debut vs. Utah State in opener; Coming off redshirt freshman year
- 4-star OL by ESPN and Rivals at Bradley Central H.S.; Tenn AAA Mr. Football Lineman of the Year
- 1st commitment of UT's 2013 class, verbally committed to the Vols prior to his junior season

Year	GP/GS
2014	4/0

C



#71 DYLAN WIESMAN
6-3, 303, So., CINCINNATI, OHIO

- Drew first start of college career vs. Missouri, in place of injured Mack Crowder (leg) at center
- Played in all 11 games in 2014 mostly as back-up lineman; Saw time at C vs. UK; 10 games in 2013
- Named Associated Press Division I first-team as a senior; 33-4 record in high school
- In HS, 3-year starter helping his team to three straight Greater Miami (Ohio) Conference titles

Year	GP/GS
2014	11/1
Career	21/1

#55 COLEMAN THOMAS
6-6, 328, Fr., MAX MEADOWS, VA.

- Played in nine games overall in 2014, starting five at right tackle; Returned to play vs. UK, Mizzou
- Sat out game vs. #4 Alabama (10/25) and at South Carolina (11/1) with an ankle injury
- Played on both sides of the ball, earning Region 1A West Defensive Player of the Year as a senior

Year	GP/GS
2014	9/5

RG



#73 JASHON ROBERTSON
Pronounced (JAY-shon)
6-3, 304, Fr., NASHVILLE, TENN.

- As a true freshman, is only offensive lineman to start all 11 games at same position, right guard
- Became 1st UT true freshman to start 1st college game since Dolphins' 1st Rd pick Ja'Juan James
- Became 4th true frosh to start opener on OL: Bill Mayo ('81), Michael Munoz ('00), Wuan ('10)
- Moved from defensive line to offensive line on Aug. 4, after three days of training camp

Year	GP/GS
2014	11/11

#63 BRETT KENDRICK
6-6, 316, RFr., KNOXVILLE, TENN.

- Played in all 11 games, starting vs. Arkansas State (9/6) and #4 Alabama (10/25) at left tackle.
- Made first career start, replacing fellow Knoxville Jacob Gilliam after his injury, vs. Ark. State
- One of 32 to make Tennessee debut in opener vs. Utah State, coming off redshirt season in 2013

Year	GP/GS
2014	11/2

RT



#65 JACOB GILLIAM
6-4, 297, R.Sr., KNOXVILLE, TENN.

- Tremendous story of perseverance returning to practice with ACL knee injury after five weeks
- Eight weeks after suffering torn ACL in opener vs. Utah State, returned to start vs. Alabama
- Suffered ACL injury vs. Utah State (8/31), missed 5 games before returning at #3 Ole Miss (10/18)
- Earned scholarship from Coach Jones on May 21, 2014, while sitting poolside in Farragut

Year	GP/GS
2014	6/5
Career	8/5

#55 COLEMAN THOMAS
6-6, 328, Fr., MAX MEADOWS, VA.













- Played in nine games overall in 2014, starting five at right tackle; Returned to play vs. UK, Mizzou
- Sat out game vs. #4 Alabama (10/25) and at South Carolina (11/1) with an ankle injury
- Played on both sides of the ball, earning Region 1A West Defensive Player of the Year as a senior

Year	GP/GS
2014	9/5

DEPTH CHART NOTES: DEFENSE

LE		#50 COREY VEREEN 6-2, 253, So., WINTER GARDEN, FLA.	<ul style="list-style-type: none"> Had best game of career: 6 tackles with 2.5 TFLs, 1.5 sack at Ole Miss (10/18) Andy Spiva Most Improved Def. Player Award at 2014 Orange & White Game In 2013, 13 tackles in 9 games; First tackle came on 7-yard sack vs. UGA SEC Honor Roll; Plays guitar, played & sang 'Rocky Top' to commit to UT 	<table border="1"> <thead> <tr> <th>Year</th> <th>GP/GS</th> <th>UT</th> <th>AT</th> <th>TT</th> <th>Sack</th> <th>TFLs</th> </tr> </thead> <tbody> <tr> <td>2014</td> <td>11/10</td> <td>14</td> <td>9</td> <td>23</td> <td>1.5-11</td> <td>4-15</td> </tr> <tr> <td>Career</td> <td>20/10</td> <td>23</td> <td>13</td> <td>36</td> <td>2.5-18</td> <td>5-22</td> </tr> <tr> <td colspan="7">Car. Highs: Tkls: 6, Sack: 1.5, TFLs: 2.5</td> </tr> </tbody> </table>	Year	GP/GS	UT	AT	TT	Sack	TFLs	2014	11/10	14	9	23	1.5-11	4-15	Career	20/10	23	13	36	2.5-18	5-22	Car. Highs: Tkls: 6, Sack: 1.5, TFLs: 2.5										
		Year	GP/GS	UT	AT	TT	Sack	TFLs																												
2014	11/10	14	9	23	1.5-11	4-15																														
Career	20/10	23	13	36	2.5-18	5-22																														
Car. Highs: Tkls: 6, Sack: 1.5, TFLs: 2.5																																				
DT		#54 JORDAN WILLIAMS 6-5, 284, Sr., GAINESVILLE, FLA.	<ul style="list-style-type: none"> Gained 24 pounds since last season in making move to DT from DE 24 tackles on year after career-hi 6 tackles with a sack on Sr Day vs. MU In 2013, made 18 tackles; Racked up 1.5 sacks as part of 4 tackles vs. WKU Dad Keith played def. line at Florida in 80s; sister Janine played VB at UF 	<table border="1"> <thead> <tr> <th>Year</th> <th>GP/GS</th> <th>UT</th> <th>AT</th> <th>TT</th> <th>Sack</th> <th>TFLs</th> </tr> </thead> <tbody> <tr> <td>2014</td> <td>11/11</td> <td>13</td> <td>11</td> <td>24</td> <td>2-8</td> <td>4-10</td> </tr> <tr> <td>Career</td> <td>42/19</td> <td>37</td> <td>26</td> <td>63</td> <td>6.5-36</td> <td>10.5-41</td> </tr> <tr> <td colspan="7">Car. Highs: Tkls: 6, Sack: 1.5, TFLs: 3</td> </tr> </tbody> </table>	Year	GP/GS	UT	AT	TT	Sack	TFLs	2014	11/11	13	11	24	2-8	4-10	Career	42/19	37	26	63	6.5-36	10.5-41	Car. Highs: Tkls: 6, Sack: 1.5, TFLs: 3										
		Year	GP/GS	UT	AT	TT	Sack	TFLs																												
2014	11/11	13	11	24	2-8	4-10																														
Career	42/19	37	26	63	6.5-36	10.5-41																														
Car. Highs: Tkls: 6, Sack: 1.5, TFLs: 3																																				
NT		#40 DIMARYA MIXON 6-3, 282, Fr., COMPTON, CALIF.	<ul style="list-style-type: none"> Played at W. Mesquite H.S. in Texas for former Vol Mike Overton (1974-76) Graduated in 2012 and originally signed with Nebraska in 2013 As a senior, made 48 tackles, including 12 tackles for a loss and two sacks 	<table border="1"> <thead> <tr> <th>Year</th> <th>GP/GS</th> <th>UT</th> <th>AT</th> <th>TT</th> <th>Sack</th> <th>TFLs</th> </tr> </thead> <tbody> <tr> <td>2014</td> <td>11/0</td> <td>4</td> <td>0</td> <td>4</td> <td>0-0</td> <td>0-0</td> </tr> <tr> <td colspan="7">Car. Highs: Tackles: 3, Sack: 0, TFLs: 0</td> </tr> </tbody> </table>	Year	GP/GS	UT	AT	TT	Sack	TFLs	2014	11/0	4	0	4	0-0	0-0	Car. Highs: Tackles: 3, Sack: 0, TFLs: 0																	
		Year	GP/GS	UT	AT	TT	Sack	TFLs																												
2014	11/0	4	0	4	0-0	0-0																														
Car. Highs: Tackles: 3, Sack: 0, TFLs: 0																																				
DE		#95 DANNY O'BRIEN 6-2, 286, RSo., FLINT, MICH.	<ul style="list-style-type: none"> Only Michigan native on roster, the same home state as Butch Jones Has started 10 games making 16 tackles; Career-hi 4 tackles at #12 UGA Had 1.5 TFLs with a 5-yard sack, first sack of 2014, vs. Missouri Drew first start of career in opener vs. Utah State, starting at nose tackle 	<table border="1"> <thead> <tr> <th>Year</th> <th>GP/GS</th> <th>UT</th> <th>AT</th> <th>TT</th> <th>Sack</th> <th>TFLs</th> </tr> </thead> <tbody> <tr> <td>2014</td> <td>11/10</td> <td>11</td> <td>5</td> <td>16</td> <td>1-5</td> <td>3.5-7</td> </tr> <tr> <td>Career</td> <td>23/10</td> <td>19</td> <td>9</td> <td>28</td> <td>2-9</td> <td>6.5-19</td> </tr> <tr> <td colspan="7">Car. Highs: Tackles: 4, Sack: 1, TFLs: 1.5</td> </tr> </tbody> </table>	Year	GP/GS	UT	AT	TT	Sack	TFLs	2014	11/10	11	5	16	1-5	3.5-7	Career	23/10	19	9	28	2-9	6.5-19	Car. Highs: Tackles: 4, Sack: 1, TFLs: 1.5										
		Year	GP/GS	UT	AT	TT	Sack	TFLs																												
2014	11/10	11	5	16	1-5	3.5-7																														
Career	23/10	19	9	28	2-9	6.5-19																														
Car. Highs: Tackles: 4, Sack: 1, TFLs: 1.5																																				
DE		#58 OWEN WILLIAMS 6-2, 288, Jr., MACON, GA.	<ul style="list-style-type: none"> 14 tackles on season; 2 sacks as part of 5-tackle game vs. Arkansas State Returned with 4 tackles vs. Alabama after thumb surgery on Oct. 6 2-year starter at Butler C.C., in Kansas; 2nd team NJCAA All-American 	<table border="1"> <thead> <tr> <th>Year</th> <th>GP/GS</th> <th>UT</th> <th>AT</th> <th>TT</th> <th>Sack</th> <th>TFLs</th> </tr> </thead> <tbody> <tr> <td>2014</td> <td>10/0</td> <td>10</td> <td>9</td> <td>19</td> <td>2-12</td> <td>2-12</td> </tr> <tr> <td colspan="7">Car. Highs: Tackles: 5, Sack: 2, TFLs: 2</td> </tr> </tbody> </table>	Year	GP/GS	UT	AT	TT	Sack	TFLs	2014	10/0	10	9	19	2-12	2-12	Car. Highs: Tackles: 5, Sack: 2, TFLs: 2																	
		Year	GP/GS	UT	AT	TT	Sack	TFLs																												
2014	10/0	10	9	19	2-12	2-12																														
Car. Highs: Tackles: 5, Sack: 2, TFLs: 2																																				
DE		#9 DEREK BARNETT 6-3, 267, Fr., NASHVILLE, TENN.	<ul style="list-style-type: none"> T-6th in FBS/2nd in SEC in TFLs (18.5); T-12th in FBS/T-3rd in SEC in sacks (9.0) Totals of 18.5 TFLs and 9.0 sacks have set new UT true freshmen records Leads all SEC true freshmen in tackles (64); 4th all-time UT for Fr. tackles 3 sacks at Ole Miss & at SC, 2x UT record for sacks by true frosh in game 	<table border="1"> <thead> <tr> <th>Year</th> <th>GP/GS</th> <th>UT</th> <th>AT</th> <th>TT</th> <th>Sack</th> <th>TFLs</th> </tr> </thead> <tbody> <tr> <td>2014</td> <td>11/8</td> <td>41</td> <td>23</td> <td>64</td> <td>9-44</td> <td>18.5-68</td> </tr> <tr> <td colspan="7">Car. Highs: Tackles: 10, Sack: 3, TFLs: 4</td> </tr> </tbody> </table>	Year	GP/GS	UT	AT	TT	Sack	TFLs	2014	11/8	41	23	64	9-44	18.5-68	Car. Highs: Tackles: 10, Sack: 3, TFLs: 4																	
		Year	GP/GS	UT	AT	TT	Sack	TFLs																												
2014	11/8	41	23	64	9-44	18.5-68																														
Car. Highs: Tackles: 10, Sack: 3, TFLs: 4																																				
WLB		#8 DEWAYNE HENDRIX 6-4, 275, Fr., O'FALLON, ILL.	<ul style="list-style-type: none"> One of 21 true freshmen and 32 overall players to make UT debut vs. USU Consensus 4-star; Played in 2013 Semper Fidelis All-American Bowl Chicago Tribune All-State; 60 tackles w/ 9.0 TFL & 8 sacks as a Sr. 	<table border="1"> <thead> <tr> <th>Year</th> <th>GP/GS</th> <th>UT</th> <th>AT</th> <th>TT</th> <th>Sack</th> <th>TFLs</th> </tr> </thead> <tbody> <tr> <td>2014</td> <td>6/0</td> <td>1</td> <td>1</td> <td>2</td> <td>0-0</td> <td>0-0</td> </tr> <tr> <td colspan="7">Car. Highs: Tackles: 1, Sack: 0, TFLs: 0</td> </tr> </tbody> </table>	Year	GP/GS	UT	AT	TT	Sack	TFLs	2014	6/0	1	1	2	0-0	0-0	Car. Highs: Tackles: 1, Sack: 0, TFLs: 0																	
		Year	GP/GS	UT	AT	TT	Sack	TFLs																												
2014	6/0	1	1	2	0-0	0-0																														
Car. Highs: Tackles: 1, Sack: 0, TFLs: 0																																				
WLB		#34 JALEN REEVES-MAYBIN 6-1, 230, So., CLARKSVILLE, TENN.	<ul style="list-style-type: none"> 2nd on team/8th in SEC with 83 tackles including 10.0 TFLs & 2 sacks 8th in SEC in tackles per game (7.5); 3rd on UT in TFLs (10.0) Career-high 10 tackles in opener vs. Utah State & at #12 Georgia Father Marques Maybin was a star hoops player at Louisville (1997-01) 	<table border="1"> <thead> <tr> <th>Year</th> <th>GP/GS</th> <th>UT</th> <th>AT</th> <th>TT</th> <th>Sack</th> <th>TFLs</th> </tr> </thead> <tbody> <tr> <td>2014</td> <td>11/11</td> <td>53</td> <td>30</td> <td>83</td> <td>2-10</td> <td>10-31</td> </tr> <tr> <td>Career</td> <td>22/11</td> <td>61</td> <td>36</td> <td>97</td> <td>10-31</td> <td>10-31</td> </tr> <tr> <td colspan="7">Car. Highs: Tkls: 10, TFL: 3.5, Blk Punt: 1</td> </tr> </tbody> </table>	Year	GP/GS	UT	AT	TT	Sack	TFLs	2014	11/11	53	30	83	2-10	10-31	Career	22/11	61	36	97	10-31	10-31	Car. Highs: Tkls: 10, TFL: 3.5, Blk Punt: 1										
		Year	GP/GS	UT	AT	TT	Sack	TFLs																												
2014	11/11	53	30	83	2-10	10-31																														
Career	22/11	61	36	97	10-31	10-31																														
Car. Highs: Tkls: 10, TFL: 3.5, Blk Punt: 1																																				
WLB		#20 CORTEZ McDOWELL 6-1, 215, Fr., LOCUST GROVE, GA.	<ul style="list-style-type: none"> One of 21 true freshmen and 32 overall players to make UT debut vs. USU Played in all 11 games, making 16 tackles with team-best 11 on special teams Consensus 4-star; 92 tackles as Sr; played in Off-Def All-American Bowl 	<table border="1"> <thead> <tr> <th>Year</th> <th>GP/GS</th> <th>UT</th> <th>AT</th> <th>TT</th> <th>Sack</th> <th>TFLs</th> </tr> </thead> <tbody> <tr> <td>2014</td> <td>11/0</td> <td>8</td> <td>8</td> <td>16</td> <td>0-0</td> <td>0-0</td> </tr> <tr> <td colspan="7">Car. Highs: Tackles: 3, Sack: 0, TFLs: 0</td> </tr> </tbody> </table>	Year	GP/GS	UT	AT	TT	Sack	TFLs	2014	11/0	8	8	16	0-0	0-0	Car. Highs: Tackles: 3, Sack: 0, TFLs: 0																	
		Year	GP/GS	UT	AT	TT	Sack	TFLs																												
2014	11/0	8	8	16	0-0	0-0																														
Car. Highs: Tackles: 3, Sack: 0, TFLs: 0																																				
MLB		#44 JAKOB JOHNSON <i>Pronounced (YAH-kub)</i> 6-4, 240, Fr., STUTTGART, GERMANY	<ul style="list-style-type: none"> Drew first college start vs. Mizou (3 tackles), 10th true freshman to start 6 tackles on season; First four tackles of Vols' career vs. Chattanooga German-native moved to US in July 2012 after playing overseas 112 tackles in only season of US football at Ribault HS in Jacksonville, Fla. 	<table border="1"> <thead> <tr> <th>Year</th> <th>GP/GS</th> <th>UT</th> <th>AT</th> <th>TT</th> <th>TFLs</th> <th>INT</th> <th>PD</th> </tr> </thead> <tbody> <tr> <td>2014</td> <td>10/1</td> <td>5</td> <td>4</td> <td>9</td> <td>0-0</td> <td>0-0</td> <td>0-0</td> </tr> <tr> <td>Car.</td> <td>9/0</td> <td>2</td> <td>1</td> <td>3</td> <td>0-0</td> <td>0-0</td> <td>0-0</td> </tr> <tr> <td colspan="8">Car. Highs: Tkls: 2, INT: 0, PD: 0, FF: 0</td> </tr> </tbody> </table>	Year	GP/GS	UT	AT	TT	TFLs	INT	PD	2014	10/1	5	4	9	0-0	0-0	0-0	Car.	9/0	2	1	3	0-0	0-0	0-0	Car. Highs: Tkls: 2, INT: 0, PD: 0, FF: 0							
		Year	GP/GS	UT	AT	TT	TFLs	INT	PD																											
2014	10/1	5	4	9	0-0	0-0	0-0																													
Car.	9/0	2	1	3	0-0	0-0	0-0																													
Car. Highs: Tkls: 2, INT: 0, PD: 0, FF: 0																																				
SLB		#51 KENNY BYNUM 6-1, 243, RSo., JACKSONVILLE, FLA.	<ul style="list-style-type: none"> Played in five games in 2014, has one tackle, coming last week vs. UK Saw action in four games as a redshirt freshman in 2013, had two tackles Missed true frosh season with knee injury; All-State LB at Raines HS 	<table border="1"> <thead> <tr> <th>Year</th> <th>GP/GS</th> <th>UT</th> <th>AT</th> <th>TT</th> <th>TFLs</th> <th>INT</th> <th>PD</th> </tr> </thead> <tbody> <tr> <td>2014</td> <td>11/8</td> <td>27</td> <td>11</td> <td>38</td> <td>9-46</td> <td>12-57</td> <td></td> </tr> <tr> <td>Car.</td> <td>31/26</td> <td>72</td> <td>52</td> <td>124</td> <td>11.5-83</td> <td>22.5-113</td> <td></td> </tr> <tr> <td colspan="8">Car. Highs: Tkls: 7, TFLs: 2.5, Sack: 2</td> </tr> </tbody> </table>	Year	GP/GS	UT	AT	TT	TFLs	INT	PD	2014	11/8	27	11	38	9-46	12-57		Car.	31/26	72	52	124	11.5-83	22.5-113		Car. Highs: Tkls: 7, TFLs: 2.5, Sack: 2							
		Year	GP/GS	UT	AT	TT	TFLs	INT	PD																											
2014	11/8	27	11	38	9-46	12-57																														
Car.	31/26	72	52	124	11.5-83	22.5-113																														
Car. Highs: Tkls: 7, TFLs: 2.5, Sack: 2																																				
SLB		#42 CHRIS WEATHERD 6-4, 225, Jr., CARROLLTON, TEXAS	<ul style="list-style-type: none"> Has 38 total tackles with 12.0 TFLs and 9.0 sacks, all 9 in last eight games T-12th in FBS/T-3rd in SEC in sacks (9.0); T-7th in SEC in TFLs (18.5) 6 tackles including two sacks at SC for second multi-sack game of 2014 In first game in 659 days, made two tackles vs. Utah State in 2014 opener 	<table border="1"> <thead> <tr> <th>Year</th> <th>GP/GS</th> <th>UT</th> <th>AT</th> <th>TT</th> <th>Sack</th> <th>TFLs</th> </tr> </thead> <tbody> <tr> <td>2014</td> <td>11/1</td> <td>7</td> <td>3</td> <td>10</td> <td>2.5-17</td> <td>3-20</td> </tr> <tr> <td colspan="7">Car. Highs: Tackles: 4, Sack: 1, TFLs: 1</td> </tr> </tbody> </table>	Year	GP/GS	UT	AT	TT	Sack	TFLs	2014	11/1	7	3	10	2.5-17	3-20	Car. Highs: Tackles: 4, Sack: 1, TFLs: 1																	
		Year	GP/GS	UT	AT	TT	Sack	TFLs																												
2014	11/1	7	3	10	2.5-17	3-20																														
Car. Highs: Tackles: 4, Sack: 1, TFLs: 1																																				
CB		#23 CAMERON SUTTON 6-1, 190, So., JONESBORO, GA.	<ul style="list-style-type: none"> T-4th in SEC in INTs (3); Fourth in SEC in passes defended (13) Has 33 tackles and three INTs in 2014; Career-high 8 tackles at Oklahoma 2013 Freshman All-American, 2013 Freshman All-SEC Started all 12 games as freshman, making 39 tackles with 4 TFL, 2 INT 	<table border="1"> <thead> <tr> <th>Year</th> <th>GP/GS</th> <th>UT</th> <th>AT</th> <th>TT</th> <th>TFLs</th> <th>INT</th> <th>PD</th> </tr> </thead> <tbody> <tr> <td>2014</td> <td>11/11</td> <td>27</td> <td>6</td> <td>33</td> <td>4-8</td> <td>3-1</td> <td>13</td> </tr> <tr> <td>Car.</td> <td>23/23</td> <td>61</td> <td>11</td> <td>72</td> <td>8-25</td> <td>5-35</td> <td>22</td> </tr> <tr> <td colspan="8">Car. Highs: Tkls: 8, INT: 1, FR: 1, Sk: 1, TFL: 2</td> </tr> </tbody> </table>	Year	GP/GS	UT	AT	TT	TFLs	INT	PD	2014	11/11	27	6	33	4-8	3-1	13	Car.	23/23	61	11	72	8-25	5-35	22	Car. Highs: Tkls: 8, INT: 1, FR: 1, Sk: 1, TFL: 2							
		Year	GP/GS	UT	AT	TT	TFLs	INT	PD																											
2014	11/11	27	6	33	4-8	3-1	13																													
Car.	23/23	61	11	72	8-25	5-35	22																													
Car. Highs: Tkls: 8, INT: 1, FR: 1, Sk: 1, TFL: 2																																				
CB		#12 EMMANUEL MOSELEY 5-11, 178, Fr., GREENSBORO, N.C.	<ul style="list-style-type: none"> 18 tackles in 11 games; Season-best five tackles at SC; Has 4 PD in last 3 games 1 of 4 Vols to have first stripes removed in '14 (Hurd, Barnett, Wolf) on 8/10 Came to UT in January 2014 weighing 145 pounds, gaining 33 lbs since 	<table border="1"> <thead> <tr> <th>Year</th> <th>GP/GS</th> <th>UT</th> <th>AT</th> <th>TT</th> <th>TFLs</th> <th>INT</th> <th>PD</th> </tr> </thead> <tbody> <tr> <td>2014</td> <td>11/2</td> <td>14</td> <td>4</td> <td>18</td> <td>2-5</td> <td>0-0</td> <td>5</td> </tr> <tr> <td colspan="8">Car. Highs: Tackles: 5, PD: 2, TFLs: 2</td> </tr> </tbody> </table>	Year	GP/GS	UT	AT	TT	TFLs	INT	PD	2014	11/2	14	4	18	2-5	0-0	5	Car. Highs: Tackles: 5, PD: 2, TFLs: 2															
		Year	GP/GS	UT	AT	TT	TFLs	INT	PD																											
2014	11/2	14	4	18	2-5	0-0	5																													
Car. Highs: Tackles: 5, PD: 2, TFLs: 2																																				
SS		#37 BRIAN RANDOLPH 6-0, 209, R.Jr., KENNESAW, GA.	<ul style="list-style-type: none"> Third on team with 80 tackles with career-high 14 tackles at So. Carolina First in tackles by defensive backs in the SEC (80), first per game (7.3) Returned to lineup in 2013, starting at SS; Second on team with 75 tkls Leads team with 4 INTs; Two INTs vs. WKU, 4th INT came vs. Vandy 	<table border="1"> <thead> <tr> <th>Year</th> <th>GP/GS</th> <th>UT</th> <th>AT</th> <th>TT</th> <th>TFLs</th> <th>INT</th> <th>PD</th> </tr> </thead> <tbody> <tr> <td>2014</td> <td>11/9</td> <td>57</td> <td>23</td> <td>80</td> <td>1.5-4</td> <td>1-23</td> <td>3</td> </tr> <tr> <td>Car.</td> <td>38/32</td> <td>161</td> <td>71</td> <td>232</td> <td>6-16</td> <td>5-102</td> <td>14</td> </tr> <tr> <td colspan="8">Car. Highs: Tkls: 14, INT: 2, PD: 2, TFL: 1</td> </tr> </tbody> </table>	Year	GP/GS	UT	AT	TT	TFLs	INT	PD	2014	11/9	57	23	80	1.5-4	1-23	3	Car.	38/32	161	71	232	6-16	5-102	14	Car. Highs: Tkls: 14, INT: 2, PD: 2, TFL: 1							
		Year	GP/GS	UT	AT	TT	TFLs	INT	PD																											
2014	11/9	57	23	80	1.5-4	1-23	3																													
Car.	38/32	161	71	232	6-16	5-102	14																													
Car. Highs: Tkls: 14, INT: 2, PD: 2, TFL: 1																																				
SS		#6 TODD KELLY JR. 6-0, 203, Fr., KNOXVILLE, TENN.	<ul style="list-style-type: none"> One of seven legacy frosh on the roster, has 29 tackles, 2 INTs & 1 Fum.Rec. In third start of season, made career-best six tackles vs. Missouri Interceptions in two consecutive games; first at UGA, second vs. Florida 	<table border="1"> <thead> <tr> <th>Year</th> <th>GP/GS</th> <th>UT</th> <th>AT</th> <th>TT</th> <th>INT</th> <th>TFLs</th> </tr> </thead> <tbody> <tr> <td>2014</td> <td>11/3</td> <td>20</td> <td>9</td> <td>29</td> <td>2-1</td> <td>0-0</td> </tr> <tr> <td colspan="7">Car. Highs: Tkl: 6, Sack: 0, INT: 1, FR: 1</td> </tr> </tbody> </table>	Year	GP/GS	UT	AT	TT	INT	TFLs	2014	11/3	20	9	29	2-1	0-0	Car. Highs: Tkl: 6, Sack: 0, INT: 1, FR: 1																	
		Year	GP/GS	UT	AT	TT	INT	TFLs																												
2014	11/3	20	9	29	2-1	0-0																														
Car. Highs: Tkl: 6, Sack: 0, INT: 1, FR: 1																																				
FS		#33 LaDARRELL McNEIL 6-1, 215, Jr., DALLAS, TEXAS	<ul style="list-style-type: none"> Started 29 of last 30 games; stands fifth in team with 62 tackles in 2014 Career best 11 tackles vs. #19 Missouri; has 32 tackles in last 4 games Made 9 tackles at #12 Georgia; Second career INT at Oklahoma 2012 Freshman All-SEC Team after racking up 58 tackles 	<table border="1"> <thead> <tr> <th>Year</th> <th>GP/GS</th> <th>UT</th> <th>AT</th> <th>TT</th> <th>TFLs</th> <th>INT</th> <th>PD</th> </tr> </thead> <tbody> <tr> <td>2014</td> <td>11/10</td> <td>37</td> <td>25</td> <td>62</td> <td>0.5-2</td> <td>1-0</td> <td>5</td> </tr> <tr> <td>Car.</td> <td>34/29</td> <td>105</td> <td>87</td> <td>174</td> <td>1.5-7</td> <td>2-16</td> <td>10</td> </tr> <tr> <td colspan="8">Car. Highs: Tkls: 11, INT: 1, PD: 1, FR: 1</td> </tr> </tbody> </table>	Year	GP/GS	UT	AT	TT	TFLs	INT	PD	2014	11/10	37	25	62	0.5-2	1-0	5	Car.	34/29	105	87	174	1.5-7	2-16	10	Car. Highs: Tkls: 11, INT: 1, PD: 1, FR: 1							
		Year	GP/GS	UT	AT	TT	TFLs	INT	PD																											
2014	11/10	37	25	62	0.5-2	1-0	5																													
Car.	34/29	105	87	174	1.5-7	2-16	10																													
Car. Highs: Tkls: 11, INT: 1, PD: 1, FR: 1																																				
FS		#13 DEVAUN SWAFFORD 5-11, 184, So., KINGSPORT, TENN.	<ul style="list-style-type: none"> In 2013: 2nd TD returning a blocked punt for TD vs. #6 Georgia (10/5/13) Returned first career INT for touchdown for 62 yards at Florida (9/21/13) 7th Vol all-time w/INT for TD & special teams TD in same season 	<table border="1"> <thead> <tr> <th>Year</th> <th>GP/GS</th> <th>UT</th> <th>AT</th> <th>TT</th> <th>TFLs</th> <th>INT</th> <th>PD</th> </tr> </thead> <tbody> <tr> <td>2014</td> <td>11/0</td> <td>3</td> <td>1</td> <td>4</td> <td>0-0</td> <td>0-0</td> <td>0</td> </tr> <tr> <td>Car.</td> <td>22/2</td> <td>14</td> <td>7</td> <td>21</td> <td>0-0</td> <td>1-62</td> <td>2</td> </tr> <tr> <td colspan="8">Car. Highs: Tkls: 6, INT: 1, PD: 1, FF: 1</td> </tr> </tbody> </table>	Year	GP/GS	UT	AT	TT	TFLs	INT	PD	2014	11/0	3	1	4	0-0	0-0	0	Car.	22/2	14	7	21	0-0	1-62	2	Car. Highs: Tkls: 6, INT: 1, PD: 1, FF: 1							
		Year	GP/GS	UT	AT	TT	TFLs	INT	PD																											
2014	11/0	3	1	4	0-0	0-0	0																													
Car.	22/2	14	7	21	0-0	1-62	2																													
Car. Highs: Tkls: 6, INT: 1, PD: 1, FF: 1																																				
CB		#27 JUSTIN COLEMAN 5-10, 188, Sr., BRUNSWICK, GA.	<ul style="list-style-type: none"> Started 33 games in a row in the secondary at cornerback or nickelback Started all 11 games, has 35 tackles in '14 w/ hi of 7 vs. Bama & at SC Third career INT, second of 2014 at South Carolina, along with 7 tackles Second career interception came vs. Chattanooga, returned for 53 yards 	<table border="1"> <thead> <tr> <th>Year</th> <th>GP/GS</th> <th>UT</th> <th>AT</th> <th>TT</th> <th>TFLs</th> <th>INT</th> <th>PD</th> </tr> </thead> <tbody> <tr> <td>2014</td> <td>11/11</td> <td>25</td> <td>10</td> <td>35</td> <td>4-7</td> <td>3-83</td> <td>7</td> </tr> <tr> <td>Car.</td> <td>47/35</td> <td>106</td> <td>44</td> <td>150</td> <td>8.5-33</td> <td>4-106</td> <td>20</td> </tr> <tr> <td colspan="8">Car. Highs: Tackles: 13, TFLs: 1, INTs: 1</td> </tr> </tbody> </table>	Year	GP/GS	UT	AT	TT	TFLs	INT	PD	2014	11/11	25	10	35	4-7	3-83	7	Car.	47/35	106	44	150	8.5-33	4-106	20	Car. Highs: Tackles: 13, TFLs: 1, INTs: 1							
		Year	GP/GS	UT	AT	TT	TFLs	INT	PD																											
2014	11/11	25	10	35	4-7	3-83	7																													
Car.	47/35	106	44	150	8.5-33	4-106	20																													
Car. Highs: Tackles: 13, TFLs: 1, INTs: 1																																				
CB		#22 MALIK FOREMAN 5-10, 190, So., KINGSPORT, TENN.	<ul style="list-style-type: none"> Played in all 11 games and has four tackles and three KR for 52 yards First kickoff returns came vs. UTC (10/11) with two returns for 29 yards Avg. 52.5 yards with 2 TD on PR; 35.8 yds with 1 TD on KR in HS 	<table border="1"> <thead> <tr> <th>Year</th> <th>GP/GS</th> <th>UT</th> <th>AT</th> <th>TT</th> <th>TFLs</th> <th>INT</th> <th>PD</th> </tr> </thead> <tbody> <tr> <td>2014</td> <td>11/0</td> <td>3</td> <td>2</td> <td>5</td> <td>0-0</td> <td>0-0</td> <td>1</td> </tr> <tr> <td>Car.</td> <td>20/0</td> <td>9</td> <td>6</td> <td>15</td> <td>1-3</td> <td>1-4</td> <td>2</td> </tr> <tr> <td colspan="8">Car. Highs: Tkls: 3, INT: 1, PD: 1, TFL: 1</td> </tr> </tbody> </table>	Year	GP/GS	UT	AT	TT	TFLs	INT	PD	2014	11/0	3	2	5	0-0	0-0	1	Car.	20/0	9	6	15	1-3	1-4	2	Car. Highs: Tkls: 3, INT: 1, PD: 1, TFL: 1							
		Year	GP/GS	UT	AT	TT	TFLs	INT	PD																											
2014	11/0	3	2	5	0-0	0-0	1																													
Car.	20/0	9	6	15	1-3	1-4	2																													
Car. Highs: Tkls: 3, INT: 1, PD: 1, TFL: 1																																				

DEPTH CHART NOTES: SPECIAL TEAMS

P	 #43 MATT DARR 6-1, 220, R Sr., BAKERSFIELD, CALIF.	<ul style="list-style-type: none"> In 1st action since 2012, has 69 punts for 41.9 average w/27 inside 20-yd Has 15 punts of 50+ yards in last 8 games; Career-long 61-yd punt vs. Fla. On Senior Night, had huge game: 6 punts for 46.5 avg., 4 punts inside 20 Did not see any action in 2013 as back-up to Michael Palardy 	<table border="1"> <thead> <tr> <th>Year</th> <th>GP/GS</th> <th>No</th> <th>Yds</th> <th>Avg</th> <th>I-20</th> <th>Lg</th> </tr> </thead> <tbody> <tr> <td>2014</td> <td>11/11</td> <td>69</td> <td>2890</td> <td>41.9</td> <td>27</td> <td>61</td> </tr> <tr> <td>Career</td> <td>28/26</td> <td>125</td> <td>5039</td> <td>40.3</td> <td>43</td> <td>61</td> </tr> <tr> <td colspan="7">Car. Highs: Punts: 9, Avg: 50.0, Lg: 61</td> </tr> </tbody> </table>	Year	GP/GS	No	Yds	Avg	I-20	Lg	2014	11/11	69	2890	41.9	27	61	Career	28/26	125	5039	40.3	43	61	Car. Highs: Punts: 9, Avg: 50.0, Lg: 61						
	Year	GP/GS	No	Yds	Avg	I-20	Lg																								
2014	11/11	69	2890	41.9	27	61																									
Career	28/26	125	5039	40.3	43	61																									
Car. Highs: Punts: 9, Avg: 50.0, Lg: 61																															
	 #25 AARON MEDLEY 6-2, 181, Fr., LEWISBURG, TENN.	<ul style="list-style-type: none"> At Marshall County, punted 44 times for a 40.4 as a junior 2013 Under Armour All-American Game 	<table border="1"> <thead> <tr> <th>Year</th> <th>GP/GS</th> <th>No</th> <th>Yds</th> <th>Avg</th> <th>I-20</th> <th>Lg</th> </tr> </thead> <tbody> <tr> <td>2014</td> <td>9/0</td> <td>0</td> <td>0</td> <td>0</td> <td>0</td> <td>0</td> </tr> </tbody> </table>	Year	GP/GS	No	Yds	Avg	I-20	Lg	2014	9/0	0	0	0	0	0														
Year	GP/GS	No	Yds	Avg	I-20	Lg																									
2014	9/0	0	0	0	0	0																									
PK	 #25 AARON MEDLEY 6-2, 181, Fr., LEWISBURG, TENN.	<ul style="list-style-type: none"> Made 18-of-24 FGs & 33-34 PATs; long of 46 FG at UGa; 17-18 inside 39 First in SEC in FG made with 18; which leads all freshman kickers in FBS Kicked game-winning overtime FG at South Carolina (11/1) from 32 yards Wears #25 as a tribute to former Vols PK James Wilhoit, who trained him 	<table border="1"> <thead> <tr> <th>Year</th> <th>GP/GS</th> <th>FG</th> <th>FGA</th> <th>PAT</th> <th>Att</th> <th>Pts</th> </tr> </thead> <tbody> <tr> <td>2014</td> <td>11/11</td> <td>18</td> <td>24</td> <td>33</td> <td>34</td> <td>87</td> </tr> <tr> <td colspan="7">Car. Highs: FG: 3, FGA: 4, Long FG: 46</td> </tr> </tbody> </table>	Year	GP/GS	FG	FGA	PAT	Att	Pts	2014	11/11	18	24	33	34	87	Car. Highs: FG: 3, FGA: 4, Long FG: 46													
	Year	GP/GS	FG	FGA	PAT	Att	Pts																								
2014	11/11	18	24	33	34	87																									
Car. Highs: FG: 3, FGA: 4, Long FG: 46																															
	 #5 GEORGE BULLOCK 6-0, 209, R So., KNOXVILLE, TENN.	<ul style="list-style-type: none"> Third year at UT, hasn't attempted an FG; 2013 Academic Honor Roll Starred at West H.S., in Knoxville, 4-AAA Kicker of the Year as a senior As a senior, 7-of-10 FGs, long of 51; 47-of-50 PATs; 79 pct of KO for TBs 	<table border="1"> <thead> <tr> <th>Year</th> <th>GP/GS</th> <th>FG</th> <th>FGA</th> <th>PAT</th> <th>Att</th> <th>Pts</th> </tr> </thead> <tbody> <tr> <td>2014</td> <td>2/0</td> <td>0</td> <td>0</td> <td>0</td> <td>0</td> <td>0</td> </tr> </tbody> </table>	Year	GP/GS	FG	FGA	PAT	Att	Pts	2014	2/0	0	0	0	0	0														
Year	GP/GS	FG	FGA	PAT	Att	Pts																									
2014	2/0	0	0	0	0	0																									
KO	 #25 AARON MEDLEY 6-2, 181, Fr., LEWISBURG, TENN.	<ul style="list-style-type: none"> Primary kickoff man in nine of 11 games, averaging 60.3 per kick Recognized by Coach Jones as a star of game vs. UTC with 7 touchbacks As a senior at Marshall County, connected on three-of-six field goals, making 33-of-35 extra points; punted 33 times for a 37.2 average 	<table border="1"> <thead> <tr> <th>Year</th> <th>GP</th> <th>KO</th> <th>Yds</th> <th>Avg</th> <th>TB</th> <th>OB</th> </tr> </thead> <tbody> <tr> <td>2014</td> <td>11</td> <td>50</td> <td>3013</td> <td>60.3</td> <td>12</td> <td>1</td> </tr> </tbody> </table>	Year	GP	KO	Yds	Avg	TB	OB	2014	11	50	3013	60.3	12	1														
	Year	GP	KO	Yds	Avg	TB	OB																								
2014	11	50	3013	60.3	12	1																									
	 #5 GEORGE BULLOCK 6-0, 209, R So., KNOXVILLE, TENN.	<ul style="list-style-type: none"> Handled all kickoffs in two games (3 at Okla., for 60.0 avg. & 7 vs. Ark. St.) Handled all kickoffs vs. Ark. State in college debut, 8 KOs for 61.3 avg. Starred at West H.S., in Knoxville, 4-AAA Kicker of the Year as a senior 	<table border="1"> <thead> <tr> <th>Year</th> <th>GP</th> <th>KO</th> <th>Yds</th> <th>Avg</th> <th>TB</th> <th>OB</th> </tr> </thead> <tbody> <tr> <td>2014</td> <td>2</td> <td>10</td> <td>609</td> <td>60.0</td> <td>2</td> <td>0</td> </tr> </tbody> </table>	Year	GP	KO	Yds	Avg	TB	OB	2014	2	10	609	60.0	2	0														
Year	GP	KO	Yds	Avg	TB	OB																									
2014	2	10	609	60.0	2	0																									
LS	 #59 MATT GIAMPAPA 6-0, 211, R Jr., JACKSON, TENN.	<ul style="list-style-type: none"> One of 32 to make UT debut vs. Utah St.; snapped on every kick this year Returned to home state after starting as snapper at Michigan State in 2011 Snapped in all 13 games for Spartans, one of 19 true freshmen in NCAA to serve as team's starting snapper 	<table border="1"> <thead> <tr> <th>Year</th> <th>GP</th> </tr> </thead> <tbody> <tr> <td>2014</td> <td>11</td> </tr> <tr> <td colspan="2">Career 24</td> </tr> </tbody> </table>	Year	GP	2014	11	Career 24																							
	Year	GP																													
2014	11																														
Career 24																															
	 #82 ETHAN WOLF 6-5, 240, Fr., MINSTER, OHIO	<ul style="list-style-type: none"> Serving as back-up long snapper, has not snapped for Vols all season 4-star TE by Scout; Assoc. Press 2nd Team All-Ohio as a senior and junior Wears #82 as a tribute to VFL Jason Witten, who wears #82 w/ Cowboys 																													
H	 #13 PATRICK ASHFORD 6-0, 213, R Jr., MORRISTOWN, TENN.	<ul style="list-style-type: none"> Threw a 31-yard TD pass on a fake FG vs. Missouri; was first college pass Called an MVP of game at S. Carolina for hold on GW OT FG by Medley Made UT debut as holder vs. Utah State, held on every kick this season Third year at UT, transferring from Carson-Newman; was a H.S. QB 	<table border="1"> <thead> <tr> <th>Year</th> <th>GP</th> </tr> </thead> <tbody> <tr> <td>2014</td> <td>11</td> </tr> <tr> <td colspan="2">Career 12</td> </tr> </tbody> </table>	Year	GP	2014	11	Career 12																							
	Year	GP																													
2014	11																														
Career 12																															
	 #43 MATT DARR 6-1, 220, R Sr., BAKERSFIELD, CALIF.	<ul style="list-style-type: none"> Has not held in a game in 2014, last time holding in game came in 2012 Began 2012 as team's starting holder, held for first three games Overall, served as holder in nine games in 2011 	<table border="1"> <thead> <tr> <th>Year</th> <th>GP</th> </tr> </thead> <tbody> <tr> <td>2014</td> <td>11</td> </tr> <tr> <td colspan="2">Car. 28</td> </tr> </tbody> </table>	Year	GP	2014	11	Car. 28																							
Year	GP																														
2014	11																														
Car. 28																															
PR	 #23 CAMERON SUTTON 6-1, 190, So., JONESBORO, GA.	<ul style="list-style-type: none"> Punt returner in 2014 with 11 returns for 72 yards, did not return in 2013 2013 Freshman All-American, 2013 Freshman All-SEC Started all 12 games as freshman, making 39 tackles with 4 TFL, 2 INT In H.S., had 1,396 all-purpose yards as a senior receiver and returner 	<table border="1"> <thead> <tr> <th>Year</th> <th>GP</th> <th>PR</th> <th>Yds</th> <th>Avg</th> <th>TD</th> <th>Lg</th> </tr> </thead> <tbody> <tr> <td>2014</td> <td>11</td> <td>11</td> <td>72</td> <td>6.9</td> <td>0</td> <td>42</td> </tr> <tr> <td>Career</td> <td>23</td> <td>11</td> <td>72</td> <td>6.9</td> <td>0</td> <td>2</td> </tr> <tr> <td colspan="7">Car. Highs: Returns: 3, Yds: 42, TD: 0</td> </tr> </tbody> </table>	Year	GP	PR	Yds	Avg	TD	Lg	2014	11	11	72	6.9	0	42	Career	23	11	72	6.9	0	2	Car. Highs: Returns: 3, Yds: 42, TD: 0						
	Year	GP	PR	Yds	Avg	TD	Lg																								
2014	11	11	72	6.9	0	42																									
Career	23	11	72	6.9	0	2																									
Car. Highs: Returns: 3, Yds: 42, TD: 0																															
	 #87 JACOB CARTER 6-0, 191, R Sr., NASHVILLE, TENN.	<ul style="list-style-type: none"> Played in seven games, returned eight punts for 55 yards On Senior Night, returned a punt for 14 yards vs. Missouri In 11 games, returned seven punt returns for 65 yards in 2013 	<table border="1"> <thead> <tr> <th>Year</th> <th>GP</th> <th>PR</th> <th>Yds</th> <th>Avg</th> <th>TD</th> <th>Lg</th> </tr> </thead> <tbody> <tr> <td>2014</td> <td>7</td> <td>8</td> <td>55</td> <td>6.9</td> <td>0</td> <td>21</td> </tr> <tr> <td>Career</td> <td>29</td> <td>15</td> <td>120</td> <td>8.0</td> <td>0</td> <td>21</td> </tr> <tr> <td colspan="7">Car. Highs: Returns: 2, Yds: 21, TD: 0</td> </tr> </tbody> </table>	Year	GP	PR	Yds	Avg	TD	Lg	2014	7	8	55	6.9	0	21	Career	29	15	120	8.0	0	21	Car. Highs: Returns: 2, Yds: 21, TD: 0						
Year	GP	PR	Yds	Avg	TD	Lg																									
2014	7	8	55	6.9	0	21																									
Career	29	15	120	8.0	0	21																									
Car. Highs: Returns: 2, Yds: 21, TD: 0																															
KR	 #29 EVAN BERRY 5-11, 199, Fr., FAIRBURN, GA.	<ul style="list-style-type: none"> 13 kick returns for 402 yards (30.9 per) with best game 4-121 vs. Missouri Returned first kickoff of career for 68 yards vs. UTC; 2-59 KR at Ole Miss Twin brother of fellow frosh Elliott; brother of All-American and All-Pro Kansas City Chiefs Safety Eric; son of former Vols RB James (1978-81) 	<table border="1"> <thead> <tr> <th>Year</th> <th>GP</th> <th>KR</th> <th>Yds</th> <th>Avg</th> <th>TD</th> <th>Lg</th> </tr> </thead> <tbody> <tr> <td>2014</td> <td>11</td> <td>13</td> <td>402</td> <td>30.9</td> <td>0</td> <td>68</td> </tr> <tr> <td>Career</td> <td>20</td> <td>3</td> <td>52</td> <td>17.3</td> <td>0</td> <td>23</td> </tr> <tr> <td colspan="7">Car. Highs: Returns: 4, Yds: 121, TDs: 0</td> </tr> </tbody> </table>	Year	GP	KR	Yds	Avg	TD	Lg	2014	11	13	402	30.9	0	68	Career	20	3	52	17.3	0	23	Car. Highs: Returns: 4, Yds: 121, TDs: 0						
	Year	GP	KR	Yds	Avg	TD	Lg																								
2014	11	13	402	30.9	0	68																									
Career	20	3	52	17.3	0	23																									
Car. Highs: Returns: 4, Yds: 121, TDs: 0																															
	 #22 MALIK FOREMAN 5-10, 190, So., KINGSPORT, TENN.	<ul style="list-style-type: none"> Played in all 11 games and has four tackles and three KR for 52 yards First kickoff returns came vs. UTC (10/11) with two returns for 29 yards Avg. 52.5 yards with 2 TD on PR; 35.8 yds with 1 TD on KR in HS 																													

2014 » PRONUNCIATION GUIDE	WHERE ARE THE COACHES?																																				
<table border="0"> <tr><td>83 Cody Blanc</td><td>BLANK</td></tr> <tr><td>42 Derrick Brodus</td><td>BRO-dus</td></tr> <tr><td>88 Neiko Creamer</td><td>neek-OH</td></tr> <tr><td>65 Jacob Gilliam</td><td>gill-UM</td></tr> <tr><td>59 Gregory Grieco</td><td>greek-OH</td></tr> <tr><td>28 Lemond Johnson</td><td>LEE-mihnd</td></tr> <tr><td>44 Jakob Johnson</td><td>YAH-kub</td></tr> <tr><td>21 Riyahd Jones</td><td>ree-YAHD</td></tr> <tr><td>56 Curt Maggitt</td><td>muh-JIT</td></tr> <tr><td>40 Dimarya Mixon</td><td>duh-mar-EE-ay</td></tr> </table>	83 Cody Blanc	BLANK	42 Derrick Brodus	BRO-dus	88 Neiko Creamer	neek-OH	65 Jacob Gilliam	gill-UM	59 Gregory Grieco	greek-OH	28 Lemond Johnson	LEE-mihnd	44 Jakob Johnson	YAH-kub	21 Riyahd Jones	ree-YAHD	56 Curt Maggitt	muh-JIT	40 Dimarya Mixon	duh-mar-EE-ay	<table border="0"> <tr><td>8 Marquez North</td><td>mar-KWEZ</td></tr> <tr><td>26 Geraldo Orta</td><td>JUH-raldo</td></tr> <tr><td>66 Marques Pair</td><td>MAR-keese</td></tr> <tr><td>73 Jashon Robertson</td><td>JAY-shon</td></tr> <tr><td>96 Trevarris Saulsberry</td><td>trah-VAR-iss</td></tr> <tr><td>71 Dylan Wiesman</td><td>WISE-muhn</td></tr> <tr><td>OC Mike Bajakian</td><td>buh-JAKE-ian</td></tr> <tr><td>DC John Jancek</td><td>jan-SICK</td></tr> </table>	8 Marquez North	mar-KWEZ	26 Geraldo Orta	JUH-raldo	66 Marques Pair	MAR-keese	73 Jashon Robertson	JAY-shon	96 Trevarris Saulsberry	trah-VAR-iss	71 Dylan Wiesman	WISE-muhn	OC Mike Bajakian	buh-JAKE-ian	DC John Jancek	jan-SICK
83 Cody Blanc	BLANK																																				
42 Derrick Brodus	BRO-dus																																				
88 Neiko Creamer	neek-OH																																				
65 Jacob Gilliam	gill-UM																																				
59 Gregory Grieco	greek-OH																																				
28 Lemond Johnson	LEE-mihnd																																				
44 Jakob Johnson	YAH-kub																																				
21 Riyahd Jones	ree-YAHD																																				
56 Curt Maggitt	muh-JIT																																				
40 Dimarya Mixon	duh-mar-EE-ay																																				
8 Marquez North	mar-KWEZ																																				
26 Geraldo Orta	JUH-raldo																																				
66 Marques Pair	MAR-keese																																				
73 Jashon Robertson	JAY-shon																																				
96 Trevarris Saulsberry	trah-VAR-iss																																				
71 Dylan Wiesman	WISE-muhn																																				
OC Mike Bajakian	buh-JAKE-ian																																				
DC John Jancek	jan-SICK																																				
<table border="0"> <tr><td>Offensive Coord. Mike Bajakian</td><td>Press Box</td></tr> <tr><td>Defensive Coord. John Jancek</td><td>Sideline</td></tr> <tr><td>Assoc. HC/Defensive Line Steve Stripling</td><td>Sideline</td></tr> <tr><td>Asst. HC-Def./Def. Backs Willie Martinez</td><td>Press Box</td></tr> <tr><td>Wide Receivers Zach Azzanni</td><td>Sideline</td></tr> <tr><td>Tight Ends/Special Teams Mark Elder</td><td>Press Box</td></tr> <tr><td>Running Backs Robert Gillespie</td><td>Sideline</td></tr> <tr><td>Offensive Line Don Mahoney</td><td>Sideline</td></tr> <tr><td>Linebackers Tommy Thigpen</td><td>Sideline</td></tr> </table>	Offensive Coord. Mike Bajakian	Press Box	Defensive Coord. John Jancek	Sideline	Assoc. HC/Defensive Line Steve Stripling	Sideline	Asst. HC-Def./Def. Backs Willie Martinez	Press Box	Wide Receivers Zach Azzanni	Sideline	Tight Ends/Special Teams Mark Elder	Press Box	Running Backs Robert Gillespie	Sideline	Offensive Line Don Mahoney	Sideline	Linebackers Tommy Thigpen	Sideline																			
Offensive Coord. Mike Bajakian	Press Box																																				
Defensive Coord. John Jancek	Sideline																																				
Assoc. HC/Defensive Line Steve Stripling	Sideline																																				
Asst. HC-Def./Def. Backs Willie Martinez	Press Box																																				
Wide Receivers Zach Azzanni	Sideline																																				
Tight Ends/Special Teams Mark Elder	Press Box																																				
Running Backs Robert Gillespie	Sideline																																				
Offensive Line Don Mahoney	Sideline																																				
Linebackers Tommy Thigpen	Sideline																																				

► BY THE NUMBERS					
0	» The Vols are the only team in FBS football that doesn't return a starter on the offensive OR defensive line	23	» The Vols' have played 23 true freshmen in 2014, most of any school in the country. Second is LSU with 18.	258	» UT has a streak of 258 consecutive games with a score dating back to Sept. 17, 1994. Fourth-longest active streak in FBS, 10th-longest in history.

#Team118

Trending Topics

2014 marks the 118th team in the history of Tennessee's program.

Butch Jones brought the concept of referring to each year's team by what season it is in Tennessee history to differentiate how each season starts fresh. It keeps in line with his 'Snap and Clear' mentality.

#ONE

Butch Jones' mantra for the 2014 Vols is #ONE! Jones is preaching the "Power Of One" for Team 118.

"The power of one is very powerful with this football team because being so young we have to focus on the moment. We have to win one moment at a time, one play at the same time, one practice at the same time, one day at the same time, have one unity of purpose, one common commitment, and one mindset.

"As I talked about the power of one, the whole key for us is how do we manage the natural adversities that a college football season brings about, the daily demands of being a student-athlete, the media, going on the road and winning in hostile environments, to the time management that's required, community service, all that that embodies being a student-athlete."

"It's all about our players understanding they have to earn the right to win. There's a difference between earning the right to win and hoping to win. Our players are doing that just right now."

— @UTCoachJones



#TennesseeTough

The number '63' is a cornerstone of Butch Jones' coaching philosophy. Ask any member of Team 118 and they will tell you what 63 means

If you look around the Anderson Training Center you will see the number '63' prominently displayed in team meeting rooms and position rooms.

63 6 seconds, 3 great efforts.

How every individual should perform on every snap.



#SuddenChange

Butch Jones is known for keeping his teams on their toes.

"A football game is controlled chaos and you never know what's expected. Great teams have leadership that can answer to sudden change opportunities. We'll be in the middle of practice and then a noise comes on. It may be annoying, like a baby crying or glass breaking. I'm just trying to break their intensity & their focus because great teams in this conference have to go on the road in all the clutter and distraction. We have to focus on the task at hand and eliminate the clutter."

— @UTCoachJones

#BlackStripes



First 4 stripes have come off!!! Welcome @dbarnett25 @MrHurd_1 @Bcountry18 & @EMoseley_4 to the #Vol Family! #VFL pic.twitter.com/hkPyfhw8En

Butch Jones expects each and every one of his players to earn their stripes on Team 118 ... Their orange stripes that is.

Every new member of Team 118 had a black stripe placed on their helmets at the beginning of fall camp. The players' staff was charged with determining when the newcomers could have the stripe removed.

Aug. 10: Derek Barnett, Jalen Hurd, Emmanuel Moseley, Ethan Wolf

Aug. 15: Jashon Robertson

Aug. 18: Todd Kelly Jr., Owen Williams

Aug. 20: Daniel Helm, Von Pearson

Aug. 23: Coleman Thomas

Sept. 3: Joe Henderson

Sept. 4: Jakob Johnson, Chris Weatherd, Josh Malone

Sept. 25: Dewayne Hendrix, Vic Wharton

Oct. 1: Dontavius Blair, Dimarya Mixon

Oct. 14: Aaron Medley, Derrell Scott

Nov. 10: Rashaan Gaulden

#YaHurd

Tennessee true freshman tailback Jalen Hurd is garnering attention from some pretty big names when it comes to running backs! Following his performance at Oklahoma, College Football Hall of Famer Eddie George tweeted about him, calling him a "SuperStar". After Hurd had the best rushing day by a Vols true freshman since Jamal Lewis (in 1997), Lewis took to Twitter to praise Hurd.



Jalen Hurd @Vol_Football will be a SuperStar!!! #beast



Great running yesterday @MrHurd_1 !!! Many big games to come. Keep grinding! Proud to be a part of the #VolNation

#LegacyClass

Butch Jones' recruiting class for 2014 is a historic one as it includes six legacy players, who have relatives who played football for the Orange and White. Overall the Vols have seven players whose fathers played for UT. Only California and Idaho, with eight, have more on their 2014 rosters.

Fr. LB Dillon Bates	Father, Bill Bates (DB, 1979-82)
Fr. LB Elliott Berry	Father, James Berry (RB, 1978-81)
Fr. DB Evan Berry	Father, James Berry (RB, 1978-81)
Fr. TE Neiko Creamer	Father, Andre Creamer (DB, 1984-87)
R-Fr. WR Ryan Jenkins	Father, Lee Jenkins (DB, 1980-82)
Fr. DB Todd Kelly Jr.	Father, Todd Kelly (DE, 1989-92)
Fr. DB Isaiah McDaniel	Father, Terry McDaniel (DB, 1984-87)
Fr. WR Vic Wharton	Uncle, Brandon Wharton (Basketball 1997-99)



#CheckerNeyland

As impressive as the idea to Checker Neyland looked on a computer screen, it was even more remarkable in person. The Tennessee fans did their part to take the idea from a social media concept to a coordinated revolution that took over Neyland Stadium on Saturday, Oct. 4 for the Florida game.

Tennessee fans created one of the most unique and impressive seating area displays in college football with a campaign that started on Twitter and moved to traditional media as the week went on. Fans diligently checked the website and seating charts that laid out the plan for the alternating orange and white sections throughout the stadium.

"The Checkerboard Neyland was outstanding," head coach Butch Jones said of the effort and how it highlighted the fan support at Tennessee. "I think it was a great illustration."

Fans did it on their own, no shirts were provided in the stadium. Discussion in the community throughout the week often started with fans asking "What color is your section?" It was a question that fans continued to ask each other outside Neyland Stadium prior to kickoff.

Once the gates opened two hours before kickoff, any doubt of whether the effort would be successful was quickly erased. Sections were clearly identifiable from the beginning. As Noon approached, it became quickly apparent that the effort was not just going to be a success, it was going to be impressive beyond even the most optimistic expectations.



@LilJon Turns Down For The #Vols

Tennessee created a modified version of rapper Lil Jon's hit song "Turn Down for What" and it's called "Third Down for What." It plays at Neyland Stadium when Vols opponents are facing a third down. Naturally, this news made its way to Lil Jon and things just exploded on social media.



On Nov. 9, Lil Jon visited the Vols and head coach Butch Jones. He spoke to Team 118 and took in practice on Haslam Field.

Butch Jones @UTCoachJones
 #3rdDownForWhat #BeatFlorida @LilJon
 2:37 PM - 3 Oct 2014
 6,408 RETWEETS 4,422 FAVORITES

INSTAGRAM LILJON @LilJon
 #ThirdDownForWhat @Vol_Football #YEAHHHH
 1:33 PM - 1 Oct 2014
 8,133 RETWEETS 5,095 FAVORITES



Butch Jones @UTCoachJones Nov 9
 Thank you to @LilJon for stopping by & spending sometime with #Team118!
 #3rdDownForWhat pic.twitter.com/V1OKUcS54

#TWITTER Followers

Demonstrating the enormous following the Vols have, both the team's official Twitter account @Vol_Football and Butch Jones' account @UTCoachJones are among the most-followed on the social media platform. Jones' account became the most-followed account of any college football coach on Nov. 12, 2014.

Most Followed Coaches (As Of Nov. 23 at 9 a.m.)

1. Butch Jones, Tennessee (@UTCoachJones): 149,102
 2. Les Miles, LSU (@LSUCoachMiles): 146,388
 3. Mark Richt, Georgia (@MarkRicht): 140,177
 4. Urban Meyer, Ohio State (@OSUCoachMeyer): 138,791
 5. Brian Kelly, Notre Dame (@CoachBrianKelly): 118,837
 6. Gus Malzahn, Auburn (@CoachGusMalzahn): 100,054
 7. Bret Bielema, Wisconsin (@BretBielema): 98,964
 8. Bo Pelini, Nebraska (@BoPelini): 96,508
 9. James Franklin, Penn State (@CoachJFranklin): 90,702
 10. Hugh Freeze, Ole Miss (@CoachHughFreeze): 83,693
- Derek Mason, Vanderbilt (@CoachDerekMason): 14,434

Most Followed Programs (As Of Nov. 23 at 9 a.m.)

1. Michigan (@umichfootball): 238,206
 2. Alabama (@AlabamaFTBL): 194,530
 3. LSU (@LSUfbal): 174,379
 4. Tennessee (@Vol_Football): 142,842
 5. Auburn (@FootballAU): 127,372
 6. Georgia (@FootballUGA): 119,235
 7. Florida State (@FSU_Football): 119,113
 8. Texas A&M (@AggieFootball): 118,698
 9. Notre Dame (@NDFootball): 108,592
 10. Oklahoma (@OU_Football): 106,848
- Vanderbilt (@VandyFootball): 25,223

#PrestigeWorldwide

Talk about making an impact nationally! 21 different topics related to Tennessee were trending nationally on Twitter when the Vols opened the season on Aug. 31 on the SEC Network. #GoVols led the way, trending for an hour and 35 minutes.

At 7:35 p.m., of the 10 nationally trending topics, nine were related to the Tennessee-Utah State game.

Here's the full list of topics related to Tennessee that have trended nationally this season according to Trendinalia.com.

Utah State Game Trends

- #GoVols: 1:35
- #USUvsTENN: 1:05
- Tennessee Vol: 0:55
- AJ Johnson: 0:35
- Go Big Orange: 0:30
- Jalen Hurd: 0:25
- Touchdown Tennessee: 0:25
- Welcome To The NEW Tennessee: 0:15
- Pig Howard: 0:15
- Medley: 0:10
- Palardy: 0:10
- Todd Kelly: 0:10
- Von Pearson: 0:10
- #VolsWin: 0:05
- Cam Sutton: 0:05
- Coleman: 0:05
- Josh Malone: 0:05
- Rocky Top: 0:05
- Football Time In Tennessee: 0:05
- Tennessee: 0:05
- Welcome To Rocky Top: 0:05

Cam Sutton: 0:20

- Jalen Hurd: 0:20
- AJ Johnson: 0:15
- Todd Kelly: 0:15 (W)
- #TENNvsUGA: 0:10
- #UTvsUGA: 0:10
- Butch Jones: 0:10
- Croom: 0:10
- Pig Howard: 0:10
- Double Reverse: 0:05
- Hurd: 0:05
- Josh Malone: 0:05
- Marquez North: 0:05
- Rocky Top: 0:05
- TK Jr: 0:05
- Touchdown TN: 0:05
- Wow Tennessee: 0:05
- Ya Hurd: 0:05

South Carolina Game Trends

- Josh Dobbs: 0:40
- #VOLSWIN: 0:35
- #TENNvsSC: 0:25
- Justin Coleman: 0:25
- Pig Howard: 0:20
- Alex Ellis: 0:15
- Jalen Hurd: 0:15
- Darr: 0:10
- Space Dobbs: 0:10
- #Dobbs: 0:05

Kentucky Game Trends

- Cam Sutton: 0:10
- Croom: 0:05
- Derek Barnett: 0:05
- Von Pearson: 0:05

Florida Game Trends

- #BeatFlorida: 3:10
- #GoVols: 1:25
- #UFvsTENN: 1:15
- Cam Sutton: 0:10
- Tennessee: 0:10
- #GatorsVsVols: 0:05
- Pig Howard: 0:05

Missouri Game Trends

- #MIZZvsTENN: 1:40
- Patrick Ashford: 0:15
- Barnett: 0:10
- Marcus Jackson: 0:10
- Butch Stones: 0:05
- Cam Sutton: 0:05
- Fake FG: 0:05
- Third Down For What: 0:05

Arkansas State Game Trends

- Touchdown Tennessee: 0:25 (W)
- Lee Greenwood (halftime concert): 0:25
- Marquez North: 0:20 (W)
- Von Pearson: 0:10
- Worley: 0:10

Chattanooga Game Trends

- Evan Berry: 0:15
- Derek Barnett: 0:05
- Marquez North: 0:05
- Peterman: 0:05

Oklahoma Game Trends

- Worley: 0:35
- Croom: 0:10
- Butch Jones: 0:05
- Josh Smith: 0:05
- Touchdown Vols: 0:05

Ole Miss Game Trends

- Worley: 0:30
- AJ Johnson: 0:15 (W)
- Peterman: 0:15
- Coleman Thomas: 0:10 (W)
- Corey Vereen: 0:10 (W)

Georgia Game Trends













- Peterman: 1:15 (W)
- Worley: 1:00
- #UGAvsTENN: 0:35
- Dobbs: 0:30
- Justin Worley: 0:25

Alabama Game Trends

- #BAMAvsTENN: 1:45
- Josh Dobbs: 0:50
- Marquez North: 0:10
- Peterman: 0:10
- Hey Vols: 0:05

(W)-Trending Worldwide

► 2014 SCHEDULE AND RESULTS

Aug. 31		UTAH STATE (9-3) Aggies	Knoxville Neyland Stadium	SEC Network 7 ET	W, 38-7	Vols win 20th consecutive home opener; Worley career-highs: 28 comp, 37 att, 3 TDs
Sept. 6		ARKANSAS ST (6-5) Red Wolves	Knoxville Neyland Stadium	SEC Network 12 ET	W, 34-19	Worley started 9-for-9 and earned first rushing TD; Marquez North had 2 TDs
Sept. 13		at #23 Oklahoma (8-3) Sooners	Norman, Okla. Oklahoma Stadium	ABC 8 ET	L, 34-10	First-ever game in Oklahoma for Vols; A.J. Johnson earned double-digit tackles
Sept. 27		at #9 Georgia* (9-2) Bulldogs	Athens, Ga. Sanford Stadium	ESPN 12 ET	L, 35-32	Vols started with a 10-0 lead; three different receivers scored for the Vols
Oct. 4		FLORIDA* (6-4) Gators	Knoxville Neyland Stadium	SECN 12 ET	L, 10-9	UF won its 10th consecutive game against UT; Johnson/Randolph 13 tkls
Oct. 11		CHATTANOOGA (9-3) Mocs	Knoxville Neyland Stadium	SECN 4 ET	W, 45-10	Worley was responsible for 5 TDs including 2 rushing TDs; A.J. Johnson 9 tkls
Oct. 18		#8 Ole Miss* (8-3) Rebels	Oxford, Miss. Vaught-Hemingway Stadium	ESPN 7 ET	L, 34-3	A.J. Johnson reached 400 career tackles; Johnson No. 1 in assisted tackles for UT
Oct. 25		#1 ALABAMA* (10-1) Crimson Tide	Knoxville Neyland Stadium	ESPN2 7:30 ET	L, 34-20	Joshua Dobbs came in 19-for-32 for 192 yards and 2 TDs; rushed for 75 yards
Nov. 1		at S. Carolina* (6-5) Gamecocks	Columbia, S.C. Williams-Brice Stadium	SECN 7:30 ET	W, 45-42 OT	Vols win in OT with an Aaron Medley FG; Dobbs: 467 yds, 5 TD, 301 pass/166 rush
Nov. 15		KENTUCKY* (5-6) Wildcats	Knoxville Neyland Stadium	SECN 4:00 ET	W, 50-16	Dobbs 297 pass yards, 3 pass TD & 1 rush TD; Randolph Pick-6
Nov. 22		#19/20 MISSOURI* (9-2) Tigers	Knoxville Neyland Stadium	ESPN 7:30 ET	L, 29-21	Dobbs 195 pass yards; Patrick Ashford completed a fake FG TD to Alex Ellis
Nov. 29		at Vanderbilt* (3-8) Commodores	Nashville, Tenn. Vanderbilt Stadium	SECN 4:00 ET	UT, 73-29-5	UT has won 28 of last 31 over Vanderbilt, including 14 of 15 in Nashville.

NOVEMBER REMEMBERED

■ The Vols are 44-17 (.721) during November since 2000, including a 21-11 record (.656) in the month since Nov. 18, 2006.

■ The Vols are 81-20 (.802) in November in the last 24 seasons since 1990, yet a win at Vanderbilt would give UT its first winning November since a 4-0 mark in 2010.

▲ UT Record By Month (Since 1990)

Years	Sept.*	Oct.	Nov.*
1990-99	28-8-2 (.763)	26-7 (.788)	37-3 (.925)
2000-09	26-12 (.684)	21-15 (.583)	33-9 (.786)
2010-14	12-9 (.571)	3-16 (.158)	11-8 (.579)
Overall	66-29-2 (.691)	50-38 (.568)	81-20 (.802)

▲ UT Home/Road Record By Month (Since 1990)

Years	Sept.*	Oct.	Nov.*	Overall
Home	54-10	28-2	46-10	128-39
Road/Neu.	12-19-2	22-17	35-10	69-46-2
Overall	66-29-2	50-38	81-20	197-87-2

VOLS FACE NINE BOWL TEAMS

■ The Vols' difficult schedule has been well-documented. With one week left in the regular-season, only one school, Auburn (10), has faced more bowl-eligible opponents. The Vols have played nine bowl-bound teams. Of the teams on the Tennessee schedule only Saturday's foe Vanderbilt, Kentucky and FCS school Chattanooga are not bowl-eligible. Kentucky can join the list with a win over Louisville this week.

▲ Bowl Eligible Opponents

1. Auburn	10	Colorado	8
2. Purdue	9	Tulane	8
Syracuse	9	North Carolina	8
Arkansas	9	Virginia	8
Tennessee	9	LSU	8
Washington St.	9	Indiana	8
Texas A&M	9	South Carolina	8
Illinois	9	SMU	8
Georgia Tech	9	Clemson	8
11. Navy	8	Alabama	8

PLAYING WITH TEMPO

■ The Vols are averaging 77.2 offensive plays per game, the highest rate in the SEC this season.

▲ Most Offensive Plays Per Game, SEC, 2014

Team	Average
Tennessee	76.27
Mississippi State	75.73
Alabama	73.73
South Carolina	73.55
Texas A&M	73.09
Arkansas	71.18

■ The Vols are averaging 69.1 defensive plays per game, for a difference of +7.18 more offensive than defensive plays per game, third in the SEC and trailing only Alabama (+8.28) and Arkansas (+8.00).

RED ZONE SUCCESS

■ Tennessee ranks 3rd in the SEC and tied with Florida State for 9th nationally with a 91.3% scoring rate in the red zone.

■ The Vols have scored in 42 of 46 red zone trips, including 27 touchdowns and 15 field goals.

▲ Red Zone Scoring Pct., SEC, 2014

Team	Average
Missouri	94.3
Florida	92.3
Tennessee	91.3

NATIONAL ACCLAIM FOR DOBBS

■ Coming off his breakout performance at South Carolina, sophomore quarterback Joshua Dobbs earned national attention. Dobbs picked up 467 yards of total offense, fourth in a game in Tennessee history. He became the first Tennessee quarterback to throw for 300 yards and rush for 100 yards in the same game. He threw for 301 and rushed for a school-record 166 yards (most by a quarterback, breaking Jimmy Streater's record of 150 set in 1977).

▲ Joshua Dobbs Honors

Athlon Sports National Player Of The Week (11/2)
SEC Offense Player Of The Week (11/3)
247Sports National Performer Of Week (11/3)
Manning Award Star Of Week (11/3)
College Football Hall of Fame Performer Of Week (11/5)
Manning Award Quarterback Of Week (11/6)
Manning Award Quarterback Of Week (11/20)

■ Dobbs is 2-1 as the Vols' starting quarterback as Tennessee is averaging 38.7 points per game and 478.3 yards of offense in the three games. Dobbs has accounted for 1,287 yards of total offense and 12 total touchdowns (eight passing and four rushing).

MOST IMPROBABLE COMEBACK OF YEAR

■ According to ESPN Stats & Info, Tennessee's comeback at South Carolina (11/1) was the most improbable victory of the college football season based on time and score remaining in the game. ESPN says the Vols had 0.9 percent chance of winning when they trailed by 14 points with 2:42 remaining in the fourth quarter and were 3rd-down-and-5 at the South Carolina 42-yard line.

■ The two biggest comebacks, in terms of minimum win probability, occurred in Week 10. Tennessee's chance to win dipped below 1% before it tied the game and defeated South Carolina in overtime. Similarly, Duke's chance to win fell to 1.6% before defeating Pittsburgh in OT.

▲ Lowest Minimum Win Probability in a Win

1. Tennessee def. South Carolina (11/1)	0.9%
2. Duke def. Pittsburgh (11/1)	1.6%
3. Baylor def. TCU (10/11)	1.9%
4. Arizona def. California (9/20)	2.1%

MOST TRUE FRESHMEN IN AMERICA

■ UT has played 23 true freshmen, the most for any FBS program in the nation. That is five more than the next closest program as LSU has played 18.

■ UCLA led the country in true freshmen to play in 2013 with 18.

■ UT played 21 true freshman vs. Utah State, a school record for a season opener.

■ The 23rd was tailback Derrell Scott, who made his debut vs. Chattanooga (10/4). Jakob Johnson was the 22nd, appearing the second game vs. Arkansas State (9/6)

FRESH BEAT

■ Through 11 games, 79 different players have seen action for the Vols. Among those 79 players, 38 have played for UT for the first time, a total of 48 percent.

■ In the opener vs. Utah State (8/31) 32 of 71 players to see action made their Tennessee debut, including 21 true freshmen.

■ In the second game vs. Arkansas State (9/6) an additional three players made their season debut, with two of them seeing their first game action as a Vol.

■ The game at Oklahoma (9/13), the team's first road trip of the season, saw 73 players make the trip with nearly half of them travelling with UT for the first time. Tennessee played 60 players in that game, 27 of them new to the program in 2014 (45 percent).

▲ Newcomers, True Freshmen Playing in 2014

Game	Players	New (%)	True Fresh (%)
Utah State	71	32 (45%)	21 (30%)
Ark. State	68	28 (41%)	19 (28%)
at Oklahoma	60	27 (45%)	17 (28%)
at Georgia	58	26 (45%)	16 (28%)
Florida	59	27 (46%)	17 (29%)
Chattanooga	70	33 (47%)	21 (30%)
at Ole Miss	62	26 (42%)	18 (29%)
Alabama	54	23 (43%)	15 (28%)
at S.Carolina	53	24 (45%)	15 (28%)
Kentucky	70	32 (46%)	18 (26%)
Missouri	53	28 (53%)	18 (33%)
SEASON	79	38 (48%)	23 (29%)

YOUNG, BUT DISCIPLINED

■ Despite its young roster, Tennessee leads the SEC in fewest penalty yards (334) and fewest penalty yards per game (30.4), which ranks fourth in the nation.

■ The Vols have committed the fewest penalties in the SEC (44) and the fewest per game (4.0), tied for fifth fewest in the nation.

▲ Fewest Penalty Yards Per Game

1. Navy	242 (24.2)	4. Tennessee	334 (30.4)
2. Iowa	326 (29.6)	5. Michigan	343 (31.2)
3. New Mex St	327 (29.7)	6. Boston College	365 (33.2)

▲ Fewest Penalties Per Game

1. Navy	24 (2.40)	4. Air Force	42 (3.82)
2. Michigan	38 (3.45)	5. Tennessee	44 (4.00)
3. Iowa	39 (3.55)	- Clemson/FAU	44 (4.00)

YOUNG AND HUNGRY

■ Based on school depth charts, Tennessee is one of four schools in FBS (New Mexico State with seven) to list at least five true freshman starters on its depth chart this week: TB Jalen Hurd, TE Ethan Wolf, RG Jashon

Robertson, DE Derek Barnett and MLB Jakob Johnson (who drew his first start vs. Missouri). Additionally, NC State and USC are slated to start five true freshmen.

■ When Josh Malone was in the starting line-up, Tennessee was the only school with four true freshmen starters on offense.

■ The Vols were starting five true freshmen on offense until RT Coleman Thomas suffered an injury at Ole Miss (10/18).

■ With Thomas in the starting lineup, the Vols were one of five schools starting two true freshmen on the offensive line (BYU, FAU, UTEP, USC).

■ Tennessee was the only school with two true freshmen starters on the right side of the offensive line.

▲ FBS Most True Freshmen Starters

New Mexico State	7	Appalachian State	4
Tennessee	5	Georgia	4
NC State	5	Old Dominion	4
USC	5	Texas A&M	4

▲ Most True Freshmen Starters On Offense

Tennessee	4	Old Dominion	3
NOT	3		

NOT SO SENIOR

■ The Vols have 13 scholarship seniors who had started a combined total of 106 games entering 2014. Only Vanderbilt and Western Michigan had fewer.

■ Through 10 games, only 11 scholarship seniors have seen action for the Vols. An additional walk-on senior (Gregory Grieco) has played in 2014.

■ Heading into the Missouri game, the Vols have just four seniors listed on their depth chart: RT Jacob Gilliam, TB Marlin Lane, DT Jordan Williams, and CB Justin Coleman. That total of four is the fewest in the nation. Temple is second with five seniors.

▲ FBS Fewest Seniors On Depth Chart

Tennessee	4	California	7
Temple	5	Arizona State	8
Baylor	7	Washington State	8

TRUE FRESHMAN STARTERS

■ Tennessee set a school record with seven true freshman starters on offense (three) and defense (four) vs. Missouri (11/22). The four true starters on defense also set a school record with DE Derek Barnett, MLB Jakob Johnson, SS Todd Kelly Jr., and CB Emmanuel Moseley.

■ The Vols have had 11 true freshmen (including kicker Aaron Medley) start games this season.

■ Tennessee's 10 true freshmen to start on offense and defense in 2014 are the second-most in the country. Only Tulane (12) has started more.

■ True freshman MLB Jakob Johnson drew his first start on Saturday vs. Missouri, to become the 10th.

▲ UT True Freshmen Starting In 2014

Player	Starts (Games)
DE Derek Barnett	8 (USU,OU,UGA,UTC,UA,SC, UK, MU)
TE Daniel Helm	2 (OU, UK)
TB Jalen Hurd	7 (UF, UTC, OM, UA, SC, UK, MU)
MLB Jakob Johnson	1 (MU)
S Todd Kelly Jr.	3 (ASU, OU, MU)
WR Josh Malone	6 (UGA, UF, UTC, OM, UA,SC)
PK Aaron Medley	11 (Every game)
DB Emmanuel Moseley	2 (UK, MU)

► ON THIS DATE (Nov. 29)

NOVEMBER 29 (12-2-1)

1906 L, 0-51 Alabama (N) @ Birmingham, Ala.
1923 W, 18-0 Kentucky
1928 T, 0-0 KENTUCKY
1934 W, 19-0 KENTUCKY
1941 W, 26-7 No. 12 VANDERBILT
1947 W, 12-7 VANDERBILT
1952 W, 46-0 Vanderbilt
1958 W, 10-6 No. 15 Vanderbilt
1969 W, 40-27 VANDERBILT
1975 L, 14-17 VANDERBILT
1980 W, 51-13 Vanderbilt
1986 W, 35-20 Vanderbilt
1997 W, 17-10 VANDERBILT
2003 W, 20-7 Kentucky
2008 W, 28-10 KENTUCKY

RG Jashon Robertson	11 (Every game)
RT Coleman Thomas	6 (OU, UGA, UF, UTC, OM)
TE Ethan Wolf	9 (USU, ASU, UGA, UF, UTC, OM, UA,SC,MU)

■ Tailback Jalen Hurd drew his first start vs. Florida (10/4), giving the Vols five true freshman starters on offense. He started along with Josh Malone, Jashon Robertson, Coleman Thomas and Ethan Wolf. Prior to that, the last time the Vols started five true freshmen on offense in a game was the 2010 Music City Bowl, when the Vols lost to North Carolina in Nashville on Dec. 30, 2010.

■ At Oklahoma (9/13), the Vols started six true freshmen, the most in a game since Nov. 12, 2011 when they also started six at Arkansas. Starting for the first time in that game were TE Daniel Helm (in place of injured Ethan Wolf) and Coleman Thomas at RT.

■ The Vols started three true freshmen on offense and defense and one on special teams in their 2014 season opener vs. Utah State (8/31): RG Jashon Robertson, DE Derek Barnett TE Ethan Wolf and PK Aaron Medley.

■ The last time Tennessee started three true freshmen on offense and defense in a season opener was in 2011 as current Vols CB Justin Coleman, LB A.J. Johnson and LB Curt Maggitt all started vs. Montana.

■ Robertson became the fourth true freshman to start on the offensive line in a season opener in Tennessee history. The previous true freshman starters on the line were: Bill Mayo (1981), Michael Munoz (2000) and Ja'Wuan James (2010).

■ Wolf became the first true freshman to start at tight end since freshmen became eligible in 1972 in a season opener.

■ Barnett was the first true freshman to start a season opener on the defensive line in history as well. In 1984, Darrin Miller started as a redshirt freshman at middle guard on the defensive line as the last freshman to draw a nod in an opener.

■ Barnett set the Tennessee record for most sacks by a freshman in a single game with three at #3 Ole Miss (10/18). He equaled the mark at South Carolina (11/1).

▲ UT True Freshmen Starting Openers, 2004-14

2014: Derek Barnett (DE), Aaron Medley (PK), Jashon Robertson (RG), Ethan Wolf (TE)
2013: Marquez North (WR), Cameron Sutton (DB)
2011: Justin Coleman (DB), A. J. Johnson (LB), Curt Maggitt (LB)
2010: Ja'Wuan James (RT)

► 2014 HONORS

Derek Barnett

SEC Defensive Lineman Of The Week (11/17)

Joshua Dobbs

Athlon Sports National Player of The Week (11/2)

SEC Offense Player Of The Week (11/3)

247Sports National Performer Of Week (11/3)

Manning Award Star Of Week (11/3)

College Hall of Fame Performer Of Week (11/5)

Manning Award Quarterback Of Week (11/6)

Manning Award Star Of Week (11/17)

Jalen Hurd

SEC Freshman Of Week (9/8)

A.J. Johnson

Lott IMPACT Trophy Player of Week (11/3)

Preseason Coaches All-SEC First Team

Preseason Media All-SEC First Team

Marquez North

Preseason Coaches All-SEC Third Team

Preseason Media All-SEC Third Team

2009: Marsalis Teague (WR)

2007: Eric Berry (DB), Daniel Lincoln (K)

2005: Ramon Foster (LG), Britton Colquitt (P)

2004: Brent Schaeffer (QB)

MORE ON TRUE FROSH

■ Tennessee played a school-record 21 true freshmen in its opening win against Utah State. That smashed the previous record for most true freshmen to play in an opener. In both 2010 and 2011, the Vols played 12 true freshman. The Vols also played 10 or more true freshman in the opener seven times, all since 1996.

■ Following the 21 true freshmen who played in the opener, a 22nd made his debut in the Arkansas State game. Jakob Johnson appeared in the second game.

▲ True Freshmen Playing In Season Opener

Year	21	2009	10
2011	12	2002	11
2010	12	1996	10
2013	10	2000	9

YOUNG AT HEART

■ Coming into the season, Tennessee was the only team in the nation that did not return a starter on the offensive AND defensive lines. The team with the next fewest was Colorado State (2). The next fewest in the SEC was Georgia (4).

■ **The Vols were also the only team in the nation not to return a starter on the offensive line.**

■ UT returned a combined total of 14 starts on the offensive and defensive lines, also fewest in the nation.

■ The Vols returned just six total starts on the offensive line with Marcus Jackson starting five in 2012 and Mack Crowder with one last season. That was the least in the country. The next lowest total for returning starts in FBS was Penn State (20). The second fewest in the SEC was Alabama (37).

■ The Vols returned just eight total starts on the defensive line, all made by Jordan Williams over the past two seasons. Only Colorado State (3) had fewer.

JONES BRINGS IN A TOP CLASS

■ Butch Jones and his staff have taken the nation by storm when it comes to recruiting. Scout.com ranked the Vols 2014 class #4 in the nation, trailing only Alabama, LSU and Florida State.

■ Tennessee posted a Top 5 recruiting class following Signing Day in 2014. Rivals ranked the Vols class #5 including a pair of 5-star recruits in TB Jalen Hurd and WR Josh Malone. ESPN.com also ranked the Vols fifth in the nation for the class of 2014.

■ 247 Sports listed Tennessee seventh in the nation for 2014 with Hurd ranked as a 5-star prospect.

▲ Tennessee's 2014 Recruiting Class Rankings

Scout.com	#4	Rivals	#5
ESPN	#5	247 Sports	#7

MID-YEAR ADDITIONS

■ Butch Jones welcomed 15 mid-year enrollees to the program this past January. With the influx of youth nearly 50 percent of UT's roster participated in spring football for the first time as Vol. Eleven played in the opener and Jakob Johnson became the 12th in week two.

▲ Mid-Year Enrollees

Dontavius Blair, OL	*Emmanuel Moseley, DB
Neiko Creamer, TE	*D'Andre Payne, DB
*Daniel Helm, TE	*Von Pearson, WR
*Jalen Hurd, RB	Ray Raulerson, OL
*Jakob Johnson, LB	*Coleman Thomas, OL
*Colton Jumper, LB	*Owen Williams, DL
*Josh Malone, WR	*Ethan Wolf, TE
*Dimarya Mixon, DL	<i>*Indicates played in 2014</i>

258 IN A ROW

■ Tennessee has not been shut out for a span of 258 games dating to a 31-0 loss to Florida on Sept. 17, 1994. The streak is the fourth longest active one in the nation after Michigan saw its record 365-game streak come to an end at Notre Dame on Sept. 6, 2014. Tennessee's streak is the tenth longest in college football history.

▲ Longest Active NCAA Scoring Football

#	School	Streak	Last Shutout
1.	Florida	332	Oct. 29, 1988 vs. Auburn (0-16)
2.	TCU	277	Nov. 16, 1991 at Texas (0-32)
3.	Air Force	269	Dec. 31, 1992 vs. Ole Miss (0-13)
4.	Tennessee	258	Sept. 17, 1994 vs. Florida (0-31)

▲ All-Time NCAA Scoring Streaks

1.	Michigan	365	10/27/1984 - 9/6/2014
2.	BYU	361	9/27/1975 - 11/15/2003
3.	Florida	332	11/5/1988 - present
4.	Texas	282	11/29/1980 - 10/02/2004
5.	Wash. St.	280	10/22/1984 - 10/18/2008
6.	TCU	277	11/23/1991 - present
7.	Wash.	272	11/14/1981 - 10/16/2004
8.	Air Force	269	8/4/1993 - present
9.	Oregon	267	10/5/1985 - 11/15/2007
10.	Tennessee	258	9/24/1994 - present

OVERTIME KINGS

■ Tennessee and Missouri are tied for the most overtime wins in NCAA FBS history with 11, with both schools standing at 11-5 overall. It was only fitting the

schools' first game went to extra time back in 2012, a 51-48 Missouri win at Neyland Stadium.

▲ Overtime Wins In NCAA FBS History

1. Tennessee	11-5	Arkansas	9-5
Missouri	11-5	Northwestern	9-6
3. Oregon	10-5	7. UL-Monroe	8-5
4. Michigan	9-2	LSU	8-3
		South Florida	8-1

▲ Overtime Games In NCAA FBS History

1. Tennessee	16 (11-5)	4. Oregon	15 (10-5)
Missouri	16 (11-5)	Pitt	15 (6-9)
Fresno	16 (7-9)	TCU	15 (6-9)

CONSISTENT STAFF

■ After several years of transition Tennessee has the same exact full-time coaching staff for the second year in a row under the leadership of Butch Jones.

■ The Vols are one of 17 programs to have the same coaching staff in 2014 as they had in 2013. Of the 17, only Baylor (four years) has had a consistent staff for more than two consecutive years.

■ The last time, the Vols had the same staff for consecutive seasons was in 2006 and 2007.

▲ Schools With Same Coaching Staff From 2013

Arizona	Auburn	Baylor
Boston College	BYU	Clemson
Colorado	Colorado State	Kansas State
UL-Lafayette	Mississippi	Michigan State
San Diego State	South Carolina	Tennessee
UTEP	Washington State	

► VOLS BY THE NUMBERS

■ 1 – Curt Maggitt sacks. The redshirt junior moved into a tie with freshman Derek Barnett for the team lead with 9.0 sacks on the season, which also ties him with Barnett for eighth on the UT single season sacks chart.

■ 3 – Sacks by the Tennessee defense, bumping the team total to 32, the most by a Volunteer defense since 2005, when a UT defense led by Parys Haralson (8.5) and Jason Hall (7.0) had 33

■ 2 – Aaron Medley field goals. By going 2-of-2 against the Tigers, Medley claimed or strengthened his lead in every field goal category in the SEC. Medley leads the league in field goals made (18), attempted (24) and percentage (75.0).

■ 6 – Matt Darr punts, for an average of 46.5 yards. With a 55-yard punt in the first quarter, Darr has 16 punts of 50 yards or more, including 15 punts of 50-plus yards in his last eight games. On the season, Darr now has 27 punts inside the 20-yard line and 11 inside the 10-yard line.

■ 11 – Tackles for LaDarrell McNeil, a new career-high.

■ 6 – Tackles for defensive lineman Jordan Williams, a new career-high.

■ 6 – Yards covered on Ryan Jenkins' fourth-quarter catch, the first reception of his Tennessee career.

■ 8 – Catches for Alton "Pig" Howard, breaking the 100-catch plateau for his career. The junior now has 104 receptions at UT.

■ 4 – Yards on Jason Croom's touchdown catch in the fourth quarter, the third-consecutive game with a TD catch for Croom.

■ 44 – Penalties in 2014 for Tennessee, fewest in the SEC. UT's 334 penalty yards are also tops in the conference.

■ 107 – Previous meetings with Vanderbilt, second only to Kentucky, who Tennessee has faced on 110 occasions.

■ 73 – Wins over the Commodores, second, again, to the 77 wins over Kentucky as UT's most-defeated opponent.

► 2014 TEAM HONORS

Game	Fast & Furious (Off. Player)	Orange Swarm (Def. Player)	VOLatile (Special Teams)
Utah State	Justin Worley	Cameron Sutton	A.J. Johnson
Arkansas State	Marquez North	Brian Randolph	Field Goal Block Unit
Chattanooga	Justin Worley	A.J. Johnson	Cameron Sutton/Matt Darr
South Carolina	Joshua Dobbs	--	--
Kentucky	Jalen Hurd	Justin Coleman	Evan Berry
	'63' Warrior	'76' Sledgehammer	I Will Give My All
Utah State	A.J. Johnson	Marcus Jackson	Danny O'Brien
Arkansas State	Owen Williams	Mack Crowder	Kyler Kerbyson
Chattanooga	Justin Coleman	--	Cameron Sutton
South Carolina	Jalen Hurd	Marcus Jackson	A.J. Johnson/Jacob Gilliam
Kentucky	Derek Barnett/Ethan Wolf	Jashon Robertson	Jason Croom/Cam Sutton
	Grinder	Iron T (Offense)	Iron T (Defense)
Utah State	Cameron Sutton	Mack Crowder	A.J. Johnson
Arkansas State	Jakob Johnson	Ethan Wolf	Michael Williams
Chattanooga	Jashon Robertson	Jalen Hurd/Derrell Scott	--
South Carolina	Todd Kelly Jr./Jayson Sparks	Jalen Hurd/Daniel Helm	--
Kentucky	Todd Kelly Jr./Jalen Hurd	Alex Ellis/Jashon Robertson	--
	Scout Champions		
Utah State	Drae Bowles	Deanthonie Summerhill	Joe Henderson
Arkansas State	A.J. Branisel	Jaylen Miller	Jaye Rochell
Chattanooga	Charles Folger	Rivahd Jones	Jayson Sparks
South Carolina	Devin Smith	Gregory Greico	David Priddy
Kentucky	Woody Quinn	Colton Jumper	--

▶ TENNESSEE PROGRAM HISTORY

PROGRAM MILESTONES

VICTORIES

No.	Date	Score	Opponent	Place
1	Oct. 15, 1892	25-0	Maryville	Maryville
50	Oct. 17, 1908	7-0	Kentucky State	Knoxville
100	Nov. 6, 1920	49-0	Transylvania	Knoxville
150	Oct. 27, 1928	26-7	Washington & Lee	Knoxville
200	Oct. 13, 1934	27-0	Mississippi	Knoxville
250	Nov. 16, 1940	41-14	Virginia	Knoxville
300	Oct. 16, 1948	21-6	Alabama	Knoxville
350	Oct. 15, 1955	20-0	Alabama	Birmingham
400	Nov. 9, 1963	26-0	Tulane	New Orleans
450	Oct. 3, 1970	48-3	Army	Knoxville
500	Nov. 22, 1975	17-13	Kentucky	Lexington
550	Nov. 26, 1983	34-24	Vanderbilt	Knoxville
600	Jan. 1, 1990	31-27	Arkansas	Dallas (Cotton)
650	Oct. 7, 1995	49-31	Arkansas	Fayetteville
700	Sept. 2, 2000	19-16	Southern Mississippi	Knoxville
750	Oct. 1, 2005	27-10	Mississippi	Knoxville
800	Aug. 31, 2013	45-0	Austin Peay	Knoxville

Current Total: 809 wins

LOSSES

No.	Date	Score	Opponent	Place
1	Nov. 21, 1891	24-0	Sewanee	Chattanooga
50	Nov. 6, 1909	51-0	Vanderbilt	Nashville
100	Oct. 19, 1935	25-0	Alabama	Knoxville
150	Sept. 27, 1958	13-0	Auburn	Birmingham
200	Dec. 29, 1973	28-19	Texas Tech	Jacksonville (Gator)
250	Oct. 13, 1984	43-30	Florida	Knoxville
300	Dec. 31, 2002	30-3	Maryland	Atlanta (Peach)
350	Oct. 13, 2012	41-31	Mississippi State	Starkville

Current Total: 367 losses

ALL-TIME VICTORIES (FBS PROGRAMS)

No.	Team	Won	Lost	Tied	Pct.	Games	No.	Team	Won	Lost	Tied	Pct.	Games
1.	Michigan	915	326	36	.731	1276	9.	So. California	802	326	54	.701	1182
2.	Notre Dame	881	309	42	.732	1232	10.	Georgia	776	410	54	.647	1240
3.	Texas	881	343	33	.714	1257	11.	LSU	759	400	47	.649	1206
4.	Nebraska	872	360	40	.702	1271	12.	Penn State	737	373	41	.658	1151
5.	Ohio State	858	319	53	.712	1242	13.	Auburn	733	419	47	.631	1199
6.	Oklahoma	850	315	53	.720	1218	14.	West Virginia	717	476	45	.5987	1238
7.	Alabama	847	324	43	.698	1244	15.	Syracuse	709	508	49	.579	1266
8.	Tennessee	809	367	53	.680	1229	16.	Virginia Tech	709	451	46	.607	1206



▶ VOLS 2014 PRESEASON HONORS

A.J. JOHNSON

- Butkus Award Watch List
- Rotary Lombardi Award Watch List
- Naguanski Watch List
- Lott Trophy Watch List
- Bednarik Award Watch List
- Preseason Coaches All-SEC First Team
- Preseason Media All-SEC First Team
- Athlon Sports Second Team All-American
- Athlon Sports First Team All-SEC
- Lindy's First Team All-American
- Lindy's No. 2 Top Inside Linebacker
- Lindy's First Team All-SEC
- Lindy's Tennessee Most Valuable Player
- Phil Steele First Team All-American
- Phil Steele First Team All-SEC
- Sporting News Third Team All-American
- Sporting News First Team All-SEC
- USA Today First Team All-SEC

MARQUEZ NORTH

- Preseason Coaches All-SEC Third Team
- Preseason Media All-SEC Third Team
- Athlon Sports Third Team All-SEC
- Lindy's Third Team All-SEC
- Lindy's Tennessee Emerging Star
- Phil Steele Third Team All-SEC

VON PEARSON

- Athlon Sports No. 4 JUCO Transfer
- Lindy's Tennessee Top Newcomer

BRIAN RANDOLPH

- Athlon Sports Third Team All-SEC
- Lindy's Second Team All-SEC
- Phil Steele Third Team All-SEC

CAMERON SUTTON

- Athlon Sports Fourth Team All-SEC
- Phil Steele Fourth Team All-SEC

ETHAN WOLF

- Athlon Sports Tennessee Rising Star

DEVIRN YOUNG

- Phil Steele Fourth Team All-SEC
- Sporting News Tennessee Difference-Maker

VOLS IN NASHVILLE SEPT. 5, 2015

■ The Nashville Sports Council and the University of Tennessee announced Feb. 6, 2014 that the Tennessee Volunteers will open their 2015 football season at LP Field in Nashville. The Volunteers will take on the UAB Blazers on Saturday, September 5, 2015.



BATTLE AT BRISTOL SEPT. 10, 2016

■ As announced on Oct. 14 2013, Tennessee will play Virginia Tech at Bristol Motor Speedway in Bristol, Tenn. on Sept. 10, 2016.

■ With a capacity of 150,000-plus, the game featuring the Vols and Hokies could set the college football attendance record (currently 115,109 at Michigan Stadium, Michigan vs. Notre Dame).



VOLS IN CHARLOTTE SEPT. 1, 2018

■ The Charlotte Sports Foundation announced July 22 that UT will open the 2018 season on September 1 against the West Virginia Mountaineers at Bank of America Stadium in Charlotte, North Carolina. This will be the initial game between the schools on the gridiron and UT's first-ever game in Charlotte.



BUTCH JONES /// HEAD COACH

The University of Tennessee announced on Dec. 7, 2012 the hiring of Butch Jones as the 24th head football coach of the Vols. Jones owns a 60-40 record (.600) in eight seasons as a head coach, and his teams have earned bowl appearances in five of his first seven seasons as a head coach. Jones is 36-23 (.610) in conference play and both 49-3 when leading at halftime and 49-4 when leading after three quarters. Jones joined UT from the University of Cincinnati, where he finished with a 23-14 record (.657) in three seasons with the Bearcats.

Tennessee opened its second season under Jones by playing 21 true freshmen in a 38-7 win over Utah State, the most true freshmen to play in a season opener in UT history. The Vols lead the nation overall this season with 23 true freshman playing in 2014.

In his first season on Rocky Top, the Vols defeated No. 11/9 South Carolina, the first win for UT over a ranked opponent since 2009. The win over the Gamecocks in 2014, when the Vols trailed by 14 with less than two minutes remaining, marked the biggest comeback in school history that late in a game.

Also in 2014, the 95 combined points against South Carolina (45) and Kentucky (50) are the most for Tennessee in consecutive games since 2003, while the 50 points and the 34-point margin of victory over Kentucky (50-16) are the most for UT since 2010.

UT rushed for 2,261 yards in 2013, the most for the Vols since 2004 and their second-highest total since 1999. The Vols' opportunistic defense in 2013 forced 25 turnovers, tied for the second-most by a UT defense since 2005. UT also played the toughest schedule in the nation in 2013, including seven ranked teams.

Jones and his staff have been relentless on the recruiting trail since arriving in Knoxville. In February 2014, Tennessee signed a consensus top 10 recruiting class that was ranked as high as top five by most media outlets. Jones has prioritized the state of Tennessee in his recruiting efforts, and the recent class featured the overwhelming majority of the top talent in the state of Tennessee signing with the Vols.

Jones was also the head coach for three years at Central Michigan (27-13, .675, from 2007-09). He has won at least eight games in five of his six years as a head coach, including three seasons of nine-plus wins in the last four years (2009, 2011, 2012). Jones also has won 10 or more games twice, finishing 11-2 at CMU in 2009 and posting a 10-3 record and top 25 final national ranking with Cincinnati in 2011. Jones has also finished the season ranked in the top 25 in three of the last four seasons (2009 with CMU and 2011-12 at Cincinnati).

Jones has won four conference championships in his seven seasons as a head coach, including the Big East title in 2011 and 2012 with Cincinnati and the 2007 and 2009 Mid-American Conference titles at Central Michigan. He earned Big East Conference Coach of the Year honors after his 10-win season with the Bearcats in 2011 and earned the same honor from CBSsports.com in 2012, a year in which his squad captured its second consecutive bowl victory while also finishing with a top 25 ranking. UC finished the regular season 9-3 with a 5-2 league record to share the Big East crown.

WHAT THEY'RE SAYING ABOUT JONES

"Coach Butch Jones is a man that not only has the football acumen to bring Tennessee back to its rightful place in the SEC, and College Football world, he's a man that will connect with the "Volunteer Nation," and "Big Orange Country."

- **Former Tennessee defensive back and current FOX NFL analyst Charles Davis**

"Without a doubt, Tennessee hired a quality football coach in Butch Jones, but more importantly, it hired an even better man to run its program. He brings a passion and relentless desire for success that will most certainly lead to great things both on and off the field."

- **Brian Kelly, Notre Dame head coach, former Cincinnati and Central Michigan head coach**

"I have been told by people for years that Butch Jones is a rising coach and a star in this business. I did my due diligence and got to know Butch to a degree. I feel that Butch is a star and someone who can coach at any level including the SEC. With the resources at Tennessee he will soar as a coach and will have athletic directors at other schools saying 'why didn't we hire Butch Jones.' Butch is also a man of integrity and runs the program with integrity. He is an excellent recruiter and it is not a cliché to say that he will turn his players into men and men with integrity."

- **Chris Mortensen, ESPN Senior NFL Analyst**

are on track to do so by December 2014 (96%).

In 2011, Cincinnati was the only program nationally to win both its conference title and its league top academic honor, earning the 2010-11 Big East Team Academic Excellence Award. Also that same year, JK Schaffer of the Bearcats named the 2011 American Eagle Outfitters Big East Football Scholar-Athlete of the Year, the second consecutive UC player to earn that honor (John Goebel in 2010).

The 2011 UC team that finished 10-3 improved six wins from the 4-8 finish in 2010, making the Bearcats the most improved team from a BCS conference in the nation that season. Cincinnati also recorded its first bowl win over a BCS opponent, defeating Vanderbilt 31-24 in the Liberty Bowl.

Cincinnati placed eight players on the All-Big East Conference team from 2011-12, including Big East Offensive Player of the Year Isaiah Pead and Big East Co-Defensive Player of the Year Derek Wolfe in 2011. Pead closed out his UC career with consecutive 1,000-yard seasons, the first time a Bearcat back has accomplished that in almost 25 years.

Before accepting the head coaching position at Cincinnati, Jones's 27-13 record at Central Michigan included a pair of MAC titles, three consecutive bowl appearances, and a No. 23 postseason ranking in 2009. The Chippewas were 22-3 in the MAC during his tenure, and he was the only head coach to lead the program to consecutive bowl games as well as the first in the history of the MAC to do so in his first three seasons.

In addition to coaching Pittsburgh Steelers Pro Bowl receiver Antonio Brown at Central Michigan, one of Jones' players while coaching the Chippewas, offensive lineman Eric Fisher, was drafted No. 1 overall in the 2013 NFL Draft by the Kansas City Chiefs. Jones recruited Fisher to join the CMU 2009 where he went on to a decorated career. Joining Fisher in Kansas City was another Jones product, Travis Kelce who was selected in the third round after playing at Cincinnati.

Jones was the wide receivers coach at West Virginia from 2005-06 before he moved to Central Michigan, during which time the Mountaineers went a combined 22-3 and the 2005 squad defeated Georgia in the Sugar Bowl. He served as an assistant at Central Michigan for seven years from 1998-2004, as offensive coordinator (2002-04), running backs coach (1999-2004), and as tight ends coach (1998). Jones was also the offensive coordinator at Ferris State from 1995-97 and at Wilkes University from 1993-94 and also served as an assistant at Rutgers from 1990-92.

Jones is a 1990 graduate of Ferris State University in Michigan, where he was a two-year letterman on the football team. His original entry into the coaching ranks was as an intern with the Tampa Bay Buccaneers from 1987-89. Jones and his wife, Barb, are the parents of three sons: Alex (17), Adam (13), and Andrew (7).

COACHING CAREER

Year	School	Position
1987-89	Tampa Bay (NFL)	Intern
1990-92	Rutgers	Graduate Assistant
1993-94	Wilkes Univ.	Offensive Coordinator
1995	Ferris State	Running Backs
1996-97	Ferris State	Offensive Coordinator
1998	Central Michigan	Tight Ends
1999	Central Michigan	Wide Receivers
2000	Central Michigan	Running Backs
2001-03	Central Michigan	Offensive Coordinator
2004	Central Michigan	Running Backs
2005-06	West Virginia	Wide Receivers
2007-09	Central Michigan	Head Coach
2010-12	Cincinnati	Head Coach
2013-	Tennessee	Head Coach

HEAD COACHING RECORD

Year	Team	Record	Final Rank AP/Coaches	Conference
2007	Central Michigan	8-6	-/-	6-1 (1st)
2008	Central Michigan	8-5	-/-	6-2 (t-2nd)
2009	Central Michigan	11-2	23/24	8-0 (1st)
2010	Cincinnati	4-8	-/-	2-5 (7th)
2011	Cincinnati	10-3	25/21	5-2 (t-1st)
2012	Cincinnati	9-3	RV/22	5-2 (t-1st)
2013	Tennessee	5-7	-/-	2-6 (6th)
2014	Tennessee	5-6		2-5
TOTALS	8 seasons	60-40		36-23
				4 Conf. Championships



► BUTCH JONES BY THE NUMBERS

	'14	UT	Career
Overall	5-6	10-13	60-40
Home	4-3	8-6	34-15
Road	1-3	2-7	23-23
Neutral Site	0-0	0-0	3-2
August	1-0	2-0	3-0
September	1-2	3-4	17-14
October	1-3	2-5	19-11
November	2-1	3-4	16-12
December/January	0-0	0-0	5-3
In Bowl Games	0-0	0-0	1-2
vs. Above .500 (time of game)	2-6	5-13	19-35
vs. Below or At .500 (time of game)	3-0	5-0	39-4

Conference Record...	'14	UT	Career
Overall	2-5	4-11	36-23
at home	1-3	2-6	17-12
on the road	1-2	2-5	19-10

Non-Conference Record...	'14	UT	Career
Overall	3-0	6-1	24-16
at home	3-0	6-0	17-2
on the road	0-1	0-2	3-13
neutral site	0-0	0-0	4-2

vs. Ranked Opponents...	'14	UT	Career
Overall	0-5	1-11	2-15
vs. Top 5	0-3	0-5	0-6
at home	0-2	1-4	1-6
on the road	0-3	0-7	0-9
neutral site	0-0	0-0	1-0

Record in Games...	'14	UT	Career
decided by 14 points or more	4-3	6-8	31-20
decided by 7 pts or less	1-2	2-4	15-15
decided by 4 pts or less	1-2	2-4	13-11
away during the day	0-1	0-4	16-14
away at night	1-2	2-3	7-9
home during the day	3-1	6-3	21-9
home at night	1-2	2-3	13-6
neutral site during the day	0-0	0-0	2-0
neutral site at night	0-0	0-0	1-2

Record When Scoring...	'14	UT	Career
less than 14 points	0-3	0-6	0-14
less than 21 points	0-4	0-7	2-22
21+ points	5-2	10-4	58-17
30+ points	5-1	8-2	45-7
35+ Points	4-0	6-0	33-3
Defensive Touchdown	1-0	2-2	9-2
Special Teams Touchdown	0-0	1-0	5-1

Record When Allowing...	'14	UT	Career
less than 14 points	2-1	3-1	21-2
less than 21 points	4-1	7-2	32-5
21+ points	1-5	3-11	28-35
30+ points	1-4	1-10	11-29
35+ Points	1-1	1-4	3-16
Defensive Touchdown	0-2	0-3	3-8
Special Teams Touchdown	0-0	0-1	0-3

Record When...	'14	UT	Career
leading after the 1st quarter	4-2	9-3	43-7
trailing after the 1st quarter	0-3	0-8	11-24
tied after the 1st quarter	1-1	1-2	6-9
leading at halftime	5-1	10-1	49-3
trailing at halftime	0-4	0-10	9-31
tied at halftime	0-1	0-2	2-6
halftime lead/deficit within 4 pts.	1-3	1-4	21-13
leading after the 3rd quarter	4-1	8-2	49-4
trailing after the 3rd quarter	1-5	2-10	8-33
tied after the 3rd quarter	0-0	0-1	3-3
3rd Qtr. lead/deficit +/- 4 pts.	0-2	1-3	11-7
tied after the 4th quarter/OT	1-0	1-1	2-2
Turnover Margin Even	2-3	3-3	15-9
Turnover Margin +1 or better	3-0	6-2	32-6
Turnover Margin +2 or better	3-0	5-0	18-3
Turnover Margin +3 or better	1-0	2-0	9-1
Turnover Margin +4 or better	0-0	1-0	7-0
Turnover Margin -1 or worse	0-3	1-7	13-24
Turnover Margin -2 or worse	0-2	0-3	3-12
Turnover Margin -3 or worse	0-1	0-3	2-7
Turnover Margin -4 or worse	0-1	0-2	1-3

Record With...	'14	UT	Career
less than 300 yards total off.	0-3	0-6	1-14
300+ yards total offense	5-3	10-7	59-26
400+ yards total offense	3-1	6-2	38-12
500+ yards total offense	2-0	2-0	16-2
600+ yards total offense	1-0	1-0	4-0
less than 100 yards rushing	0-3	0-5	5-16
100+ yards rushing	5-3	10-8	56-23
150+ yards rushing	3-1	7-5	44-12
200+ yards rushing	2-0	6-1	29-3
250+ yards rushing	1-0	4-0	17-1
less than 200 yards passing	0-1	4-6	17-11
200-300 yards passing	4-5	5-7	28-20
less than 300 yards passing	4-6	9-13	43-34
300+ yards passing	1-0	1-0	16-6
350+ yards passing	0-0	0-0	10-3
400+ yards passing	0-0	0-0	1-1
450+ yards passing	0-0	0-0	1-1

Record When Allowing...	'14	UT	Career
less than 200 total yards	0-0	0-0	2-0
less than 300 total yards	3-1	4-2	19-4
less than 400 total yards	4-2	9-4	46-11
400 yards+ total offense	1-4	1-9	14-29
less than 100 yards rushing	1-0	2-1	22-7
100+ yards rushing	4-6	8-12	38-33
less than 200 yards passing	4-2	5-7	17-15
less than 250 yards passing	4-4	8-8	36-19
less than 300 yards passing	4-5	9-11	45-28
300+ yards passing	1-1	1-2	15-12

JONES BY THE NUMBERS

■ Teams coached by Jones are 49-3 when leading at halftime, 43-7 when leading after the first quarter, and 49-4 when leading after the third quarter.

■ Jones' .942 winning pct. when leading at halftime ranks 8th among all head coaches during the time span since he became a head coach in 2007.

▲ Winning Pct. When Leading At Half, Since '07

Head Coach*	Winning Pct. Since '07 w/ Lead at Half
Bill Snyder	(40-0) 1.000
Jerry Kill	(40-1) .976
Kyle Whittingham	(50-2) .962
Urban Meyer	(66-3) .957
Chris Petersen	(81-4) .953
Dan Mullen	(39-2) .951
Nick Saban	(82-5) .943
BUTCH JONES	(49-3) .942

*-Minimum 30 games

■ Jones's 20 wins when the halftime margin in four points or fewer rank 6th among all FBS head coaches since 2007.

▲ Most Wins in Games Within 4 Pts. at Half, 2007-14

Head Coach*	Most Wins, Game Within 4 pts. at Half
Steve Spurrier	24
Frank Beamer/Troy Calhoun/Kyle Whittingham	22
Les Miles	21
BUTCH JONES	20

TURNOVER TICKER

■ The Vols have forced a turnover in 14 of its last 16 games and has forced multiple turnovers in 13 of its last 21 under Butch Jones. Since 2011, Jones-coached teams rank 6th nationally with 7.22 points off turnovers per game.

▲ Turnover-Related Ranks Among FBS Coaches, '11-14

Category	Total/Jones National Rank Since '11
Points Off Turnovers/Game	7.22 (6th)
Turnover Margin/Game	+0.45 (16th)
Total Turnovers Forced	105 (7th)

■ The Vols have forced 44 turnovers under Jones (since 2013), 5th in the SEC during that time frame.

■ Since 2013, Butch Jones-coached teams have forced 105 turnovers, ranking him 7th among all FBS head coaches.

▲ Team Turnovers Forced, FBS Head Coaches, 2011-14

Head Coach	Team TOs Forced
Chris Petersen	113
Gary Patterson	111
Mike Gundy	110
Todd Graham	107
Hugh Freeze	107
Darrell Hazell	106
BUTCH JONES	105

► 2014 COACHING STAFF



MIKE BAJAKIAN
Offensive Coordinator/
Quarterbacks (PB)



JOHN JANCEK
Defensive Coordinator
(S)



STEVE STRIPLING
Assoc. Head Coach/
Defensive Line (S)



WILLIE MARTINEZ
Asst. Head Coach -
Def. / Def. Backs (PB)



ZACH AZZANNI
Wide Receivers/
Recruiting Coord. (S)



MARK ELDER
Tight Ends/Special
Teams Coord. (PB)



ROBERT GILLESPIE
Running Backs (S)



DON MAHONEY
Offensive Line (S)



TOMMY THIGPEN
Linebackers (S)

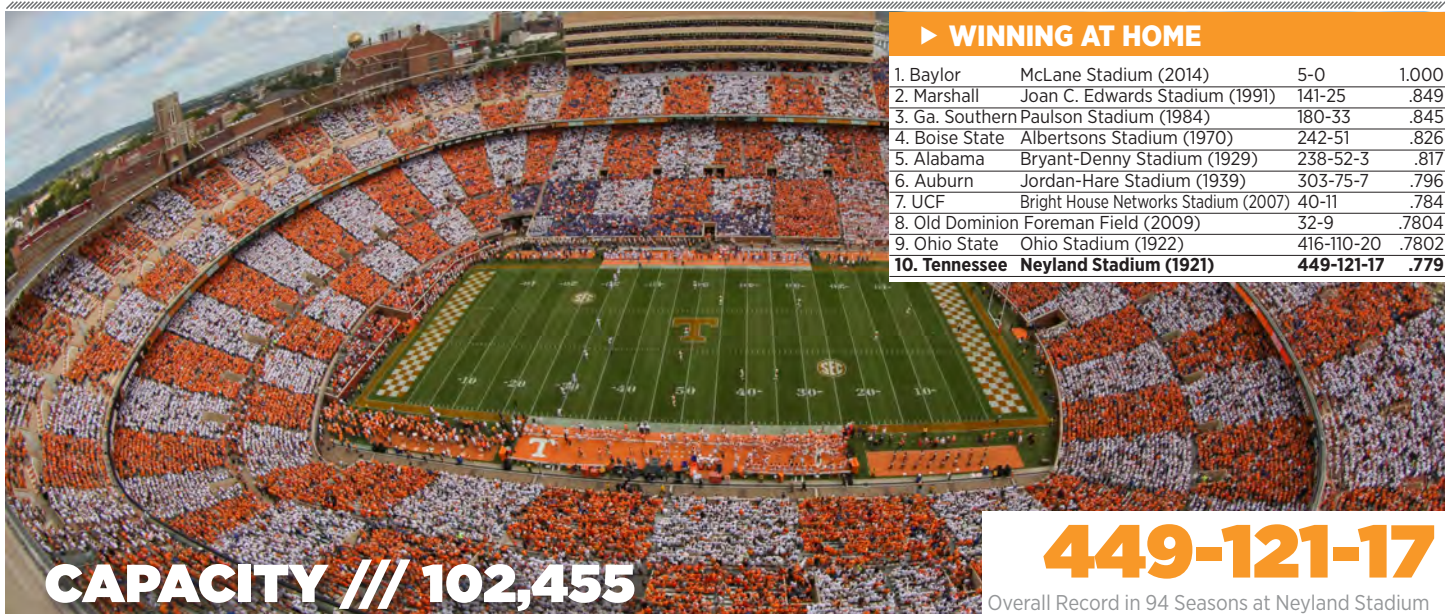


DAVE LAWSON
Director of Strength
& Conditioning (S)

(PB) - Press Box; (S) - Sideline

Terry Fair, Defensive Quality Control Assistant
Merci Falaise, Offensive Graduate Assistant
Chase Gibson, Defensive Quality Control Assistant
Larry Knight, Defensive Graduate Assistant
Derrick Lett, Offensive Quality Control Assistant
Greg Meyer, Special Teams Quality Control Assistant
Anthony Parker, Offensive Quality Control Assistant
Nick Sheridan, Offensive Graduate Assistant
Walter Stewart, Defensive Graduate Assistant

NEYLAND STADIUM /// SHIELDS-WATKINS FIELD



▶ WINNING AT HOME

1. Baylor	McLane Stadium (2014)	5-0	1.000
2. Marshall	Joan C. Edwards Stadium (1991)	141-25	.849
3. Ga. Southern	Paulson Stadium (1984)	180-33	.845
4. Boise State	Albertsons Stadium (1970)	242-51	.826
5. Alabama	Bryant-Denny Stadium (1929)	238-52-3	.817
6. Auburn	Jordan-Hare Stadium (1939)	303-75-7	.796
7. UCF	Bright House Networks Stadium (2007)	40-11	.784
8. Old Dominion	Foreman Field (2009)	32-9	.7804
9. Ohio State	Ohio Stadium (1922)	416-110-20	.7802
10. Tennessee	Neyland Stadium (1921)	449-121-17	.779

CAPACITY /// 102,455

449-121-17

Overall Record in 94 Seasons at Neyland Stadium

THE BEST GETS BETTER

The Home of the Vols got a makeover in 2010, transforming one of college football's meccas into an aesthetic masterpiece. The concrete walls that used to hold up the west side were replaced with brick. Below the press box, six new panels display some of the finest to ever don the Orange and White-- **Al Wilson, Gen. Robert R. Neyland, Reggie White, Peyton Manning, Johnny Majors and Doug Atkins.**

Most noticeable from the outside are the approximately **700,000 bricks** that totally transformed the look of the stadium's north and west sides. Standing in the middle of that transformation is the majestic Gate 21 plaza area.

Adjacent to the Gate 21 plaza is another change, the new amphitheater at the corner of Phillip Fulmer Way and Andy Holt Avenue. The Vol Network's Kick-off Call-In Show takes place there, sporting spiffy new digs after spending years on a make-shift platform in front of a worn down hillside.

Just inside Gate 21, the Tennessee Official Team Shop is open for business six days a week under management of the UT Bookstore.

19 STRAIGHT YEARS WITH 100,000+

Tennessee has had at least one home crowd of 100,000-plus in each of the last 19 seasons, including sellouts against Alabama, Florida and Utah State this year. Only Michigan has a longer streak dating back to 1975.

TOP 10 ATTENDANCE

With four sellouts of 102,455 in 2014 (Utah State, Florida, Alabama and Kentucky), Tennessee ranks seventh in the nation in average attendance (99,754).

The Vols are third in total attendance (698,276).

▲ WHAT THEY ARE SAYING ABOUT NEYLAND STADIUM

"The big games I played in Neyland Stadium are right up there with the Super Bowl. It is still one of the most electric atmospheres I have ever experienced, and the passion of the fans is what makes the difference."

-- Peyton Manning, Former Vol and Denver Broncos QB

"It is a remarkable experience. It starts with the Vol Walk down to the stadium, and the energy just builds and builds until you run through the 'T' for kickoff."

-- Jerod Mayo, Former Vol and New England Patriots LB

"Don't know if it is the stadium on the water, a bright orange I can even see or the 100,000+ die-hard fans but Tennessee is definitely one of my top-5 spots in college football. Neyland and Tennessee, you far exceeded my expectations."

-- Brock Huard, ESPN/SEC Network game analyst after first trip to Neyland in 2014

"I've been to LSU, Florida State and Texas and almost every place that could be considered one of the toughest places to play. But we went down to Knoxville for a night game, and that Tennessee crowd was the most impressive that I have ever faced. Neyland Stadium was just electric."

-- Bob Davie, ESPN game analyst and former Notre Dame head coach

"It's static noise. You can't hear anything. You go up and down the line -- your wide receivers, your running backs, your tight ends -- nobody can hear. Nobody."

-- Nate Longshore, Former Cal quarterback (2006)

"It's got to be Tennessee! That night in that stadium with the orange and Rocky Top -- that's my favorite!"

-- Lee Corso, ESPN College Football Analyst

▶ LARGEST STADIUMS IN CFB


Facility	Capacity
1. Michigan Stadium Michigan	109,901
2. Beaver Stadium Penn State	106,572
3. Kyle Field Texas A&M	106,000
4. Ohio Stadium Ohio State	104,944
5. Neyland Stadium Tennessee	102,455
6. Tiger Stadium LSU	102,321
7. Bryant-Denny Stadium Alabama	101,821
8. DKR-Texas Memorial Stadium Texas	100,119

■ 2014 Average Attendance Leaders

1. Ohio State	105,911	5. LSU	101,723
2. Texas A&M	104,981	6. Alabama	101,486
3. Michigan	104,909	7. Tennessee	99,754
4. Penn State	101,909	8. Texas	93,624

ATTENDANCE SURGES

With an average attendance of 99,753 this season, Tennessee posted its highest average attendance at home since 2010 (99,781). Since 2012 (89,965), the average attendance at Neyland Stadium has increased by nearly 10,000.



THE GENERAL

The Proverbial, Perpetual Yardstick

One of the greatest coaches in the history of the game of football, **Gen. Robert Reese Neyland** is still, and will most likely always be, the yardstick by which all Tennessee football coaches are measured. For 21 years, he led the Big Orange to win after win and championship after championship. His 173 wins, seven conference titles and four national championships set the bar at one of the nation's finest football institutions.

According to UT legend **Gus Manning**, no one summed up Neyland and his coaching ability better than **Wallace Wade**:

"He could take his and beat yours or take yours and beat his." -- Wallace Wade, Alabama and Duke head coach and Neyland rival.

Gen. Neyland's Maxims of Football

1. The team that makes the fewest mistakes will win.
2. Play for and make the breaks and when one comes your way -- SCORE.
3. If at first the game or the breaks go against you, don't let up -- put on more steam.
4. Protect our kickers, our QB, our lead and our ball game.
5. Ball, oskie, cover, block, cut and slice, pursue and gang tackle -- for this is the WINNING EDGE.
6. Press the kicking game. Here is where the breaks are made.
7. Carry the fight to our opponent and keep it there for 60 minutes.

Tennessee Volunteers

Depth Chart

>> Offense

TE	82	Ethan Wolf	6-5	240	Fr.	
	48	Alex Ellis	6-4	238	R-Jr.	OR
	80	Daniel Helm	6-4	240	Fr.	
LT	77	Kyler Kerbyson	6-4	312	R-Jr.	
	63	Brett Kendrick	6-6	316	R-Fr.	
LG	75	Marcus Jackson	6-2	306	R-Jr.	
	60	Austin Sanders	6-5	311	R-Fr.	
C	71	Dylan Wiesman	6-3	303	So.	
	55	Coleman Thomas	6-6	328	Fr.	
RG	73	Jashon Robertson	6-3	304	Fr.	
	63	Brett Kendrick	6-6	316	R-Fr.	
RT	65	Jacob Gilliam	6-4	297	R-Sr.	
	55	Coleman Thomas	6-6	328	Fr.	
WR	18	Jason Croom	6-5	243	R-So.	
	4	Vic Wharton	5-11	201	Fr.	
WR	2	Alton "Pig" Howard	5-8	187	Jr.	
	81	Johnathon Johnson	5-9	186	Jr.	
WR	9	Von Pearson	6-3	183	Jr.	
	3	Josh Malone	6-3	204	Fr.	
QB	11	Joshua Dobbs	6-3	216	So.	
	12	Nathan Peterman	6-2	220	R-So.	
TB	1	Jalen Hurd	6-3	227	Fr.	
	15	Marlin Lane	5-11	209	Sr.	
	31	Justus Pickett	5-10	199	R-Jr.	

>> Defense

LE	50	Corey Vereen	6-2	253	So.
	4	LaTroy Lewis	6-4	257	R-So.
DT	54	Jordan Williams	6-5	284	Sr.
	40	Dimarya Mixon	6-3	282	Fr.
NT	95	Danny O'Brien	6-2	286	R-So.
	58	Owen Williams	6-2	288	R-Jr.
DE	9	Derek Barnett	6-3	267	Fr.
	8	Dewayne Hendrix	6-4	275	Fr.
WLB	34	Jalen Reeves-Maybin	6-1	230	So.
	20	Cortez McDowell	6-1	215	Fr.
MLB	44	Jakob Johnson	6-4	240	Fr.
	51	Kenny Bynum	6-1	243	R-So.
SLB	56	Curt Maggitt	6-3	251	R-Jr.
	42	Chris Weatherd	6-4	225	Jr.
CB	23	Cameron Sutton	6-1	190	So.
	12	Emmanuel Moseley	5-11	178	Fr.
CB	27	Justin Coleman	5-10	188	Sr.
	22	Malik Foreman	5-10	190	So.
SS	37	Brian Randolph	6-0	209	R-Jr.
	6	Todd Kelly, Jr.	6-0	203	Fr.
FS	33	LaDarrell McNeil	6-1	215	Jr.
	13	Devaun Swafford	5-11	184	So.

>> Specialists

P	43	Matt Darr	6-1	220	R-Sr.
	25	Aaron Medley	6-2	181	Fr.
PK	25	Aaron Medley	6-2	181	Fr.
	5	George Bullock	6-0	209	R-So.
KO	25	Aaron Medley	6-2	181	Fr.
	5	George Bullock	6-0	209	R-So.
LS	59	Matt Giampapa	6-0	211	Jr.
	82	Ethan Wolf	6-5	240	Fr.
H	13	Patrick Ashford	6-0	213	R-Jr.
	43	Matt Darr	6-1	220	R-Sr.

>> Returners

PR	23	Cameron Sutton	6-1	190	So.
	87	Jacob Carter	6-0	191	R-Sr.
KR	29	Evan Berry	5-11	199	Fr.
	22	Malik Foreman	5-10	190	So.



Vanderbilt Commodores

Depth Chart

>> Offense

TE	81	Steven Scheu	6-5	250	R-Jr.
	80	Davis Dudchuck	6-4	245	Grad
	83	Nathan Marcus	6-5	238	R-Fr.
	89	Dillon van der Wal	6-6	252	Sr.
OT	50	Andrew Jelks	6-6	305	R-So.
	72	Sean Dowling	6-5	288	R-Fr.
OG	53	Jake Bernstein	6-3	305	R-Jr.
	64	Delando Crooks	6-5	312	R-Fr.
C	57	Joe Townsend	6-4	312	Sr.
	56	Barrett Gouger	6-4	305	R-So.
OG	77	Spencer Pulley	6-4	300	R-Jr.
	78	Kevin McCoy	6-5	295	R-So.
OT	74	Will Holden	6-7	310	R-So.
	52	Andrew Bridges	6-6	285	Sr.
WR	19	C.J. Duncan	5-11	195	R-Fr.
	18	Chandler Dorrell	6-0	190	R-Fr.
	9	Caleb Scott	6-1	180	Fr.
WR	86	Latevius Rayford	6-1	192	So.
	10	Trent Sherfield	6-0	190	Fr.
	82	Kris Kentera	6-4	220	Jr.
	85	Trey Wilkins	5-11	210	Sr.
QB	2	Johnny McCrary	6-4	230	R-Fr.
	4	Patton Robinette	6-4	212	R-So.
TB	26	Ralph Webb	5-10	196	R-Fr.
	28	Dallas Rivers	6-1	225	Fr.
	3	Jerron Seymour	5-7	196	R-Jr.
FB	42	Kellen Williams	6-1	230	Sr.
	28	Dallas Rivers	6-1	225	Fr.

>> Defense

DT	69	Adam Butler	6-5	305	R-So.
	74	Jay Woods	6-3	288	R-Fr.
NT	53	Vince Taylor	6-2	312	Sr.
	77	Nifae Lealao	6-5	314	Fr.
DT	55	Caleb Azubike	6-4	255	Jr.
	44	Barron Dixon	6-4	290	Sr.
	94	Torey Agee	6-3	295	R-So.
OLB	92	Kyle Woestmann	6-3	250	R-Sr.
	49	Jonathan Wynn	6-5	244	R-Fr.
ILB	41	Zach Cunningham	6-4	230	R-Fr.
	35	Darreon Herring	6-1	232	Jr.
	22	Casey Hughes	6-1	230	Sr.
ILB	52	Nigel Bowden	6-1	245	R-Fr.
	40	Ja'karrri Thomas	6-1	230	R-So.
OLB	45	Stephen Weatherly	6-5	255	R-So.
	99	Landon Stokes	6-4	235	R-Fr.
CB	3	Taurean Ferguson	5-9	185	R-Fr.
	31	Tre Herndon	6-1	172	Fr.
SS	27	Jahmel McIntosh	6-1	205	Jr.
	14	Ryan White	5-9	188	R-Fr.
	2	Tre Tarpley	6-0	195	Fr.
FS	20	Oren Burks	6-3	212	R-Fr.
	32	Andrew Williamson	6-1	208	R-Jr.
CB	5	Torren McGaster	6-0	192	R-So.
	4	Tre Bell	5-11	174	R-Fr.
NB	35	Darreon Herring	6-1	232	Jr.
	6	Darrius Sims	5-9	182	So.
	7	Emmanuel Smith	6-2	205	Fr.

>> Specialists

PK	17	Tommy Openshaw	6-2	180	R-Fr.
	99	Hayden Lekacz	6-1	185	Fr.
KO	17	Tommy Openshaw	6-2	180	R-Fr.
	99	Hayden Lekacz	6-1	185	Fr.
P	16	Colby Cooke	6-3	220	So.
	29	Taylor Hudson	6-3	220	R-Jr.
SN	34	Andrew East	6-2	230	Sr.
H	29	Taylor Hudson	6-3	220	R-Jr.
	82	Kris Kentera	6-4	220	Jr.

>> Returners

PR	36	Trey Ellis	5-9	165	Fr.	OR
	6	Darrius Sims	5-9	182	So.	
KR	6	Darrius Sims	5-9	182	So.	
	28	Dallas Rivers	6-1	225	Fr.	

2014 » NUMERICAL ROSTER

No.	Name	Pos.	Ht.	Wt.	Cl.	Hometown (High School/Previous School)
1	Jalen Hurd	RB	6-3	227	FR	Hendersonville, Tenn./Beech Senior
2	Pig Howard	WR	5-8	187	JR	Orlando, Fla./Edgewater
2	D'Andre Payne	DB	5-9	185	FR	Washington, D.C./H.D. Woodson
3	Josh Malone	WR	6-3	204	FR	Gallatin, Tenn./Station Camp
4	Vic Wharton	WR	5-11	201	FR	Spring Hill, Tenn./Independence
4	LaTroy Lewis	DL	6-4	257	RS SO	Akron, Ohio/Archbishop Hoban
5	Ryan Jenkins	WR	5-11	193	RS FR	Marietta, Ga./Lassiter
5	George Bullock	PK	6-0	209	RS SO	Knoxville, Tenn./West
6	Todd Kelly Jr.	DB	6-0	203	FR	Knoxville, Tenn./Webb School
6	Mike Wegzyn	QB	6-5	222	RS JR	Knoxville, Tenn./Knoxville Catholic/Massachusetts
7	Drae Bowles	WR	6-0	206	RS SO	Jackson, Tenn./Jackson Christian
7	Rashaan Gaulden	DB	6-1	173	FR	Spring Hill, Tenn./Independence
8	Dwayne Hendrix	DL	6-4	275	FR	O'Fallon, Ill./O'Fallon Township
8	Marquez North	WR	6-4	221	SO	Charlotte, N.C./Mallard Creek
9	Von Pearson	WR	6-3	183	RS JR	Newport News, Va./Denbigh/Feather River College (Calif.)
9	Derek Barnett	DE	6-3	267	FR	Nashville, Tenn./Brentwood Academy
10	Isaiah McDaniel	DB	5-10	188	FR	Knoxville, Tenn./Bearden
10	Will Bradshaw	LS	6-4	219	FR	Dyersburg/Dyersburg
11	Joshua Dobbs	QB	6-3	216	SO	Alpharetta, Ga./Alpharetta
12	Nathan Peterman	QB	6-2	220	RS SO	Fruit Cove, Fla./Bartram Trail
12	Emmanuel Moseley	DB	5-11	178	FR	Greensboro, N.C./Dudley
13	Patrick Ashford	H	6-0	213	RS JR	Morristown, Tenn./Morristown West/Carson-Newman
13	Devaun Swafford	DB	5-11	184	SO	Kingsport, Tenn./Dobyns-Bennett
14	Justin Worley	QB	6-4	220	SR	Rock Hill, S.C./Northwestern
15	Marlin Lane	RB	5-11	209	SR	Daytona Beach, Fla./Mainland
17	Dillon Bates	LB	6-3	222	FR	Ponte Vedra Beach, Fla./Ponte Vedra
17	Devin Smith	QB	6-4	199	FR	Knoxville, Tenn./Grace Christian Academy
18	Michael Cantwell	LB	5-11	203	RS JR	Morristown, Tenn./West
18	Jason Croom	WR	6-5	243	RS SO	Norcross, Ga./Norcross
19	Devrin Young	RB	5-8	173	SR	Knoxville, Tenn./Bearden
19	David Priddy	DB	5-10	170	SO	Hendersonville, Tenn./Hendersonville
20	Cortez McDowell	LB	6-1	215	FR	Locust Grove, Ga./Locust Grove
21	Riyahd Jones	DB	6-0	188	SR	Columbus, Ga./Carver/Georgia Southern/Garden City C.C. (Kan.)
22	Malik Foreman	DB	5-10	190	SO	Kingsport, Tenn./Dobyns-Bennett
23	Cameron Sutton	DB	6-1	190	SO	Jonesboro, Ga./Jonesboro
24	Michael Williams	DB	5-11	177	RS SO	Laurel, Md./DeMatha Catholic
24	Derrell Scott	RB	5-11	194	FR	Havelock, N.C./Havelock
25	Aaron Medley	PK	6-2	181	FR	Lewisburg, Tenn./Marshall County
25	Josh Smith	WR	6-1	200	SO	Knoxville, Tenn./Christian Academy of Knoxville
26	Geraldo Orta	DB	6-0	183	RS JR	Valdosta, Ga./Lowndes
27	Justin Coleman	DB	5-10	188	SR	Brunswick, Ga./Brunswick
28	Lemond Johnson	DB	6-1	200	SO	Cooper City, Fla./Cooper City
29	Evan Berry	DB	5-11	199	FR	Fairburn, Ga./Creekside
30	Deanthonie Summerhill	RB	5-9	202	RS SR	Tuscumbia, Ala./Deshler
30	Dean Williams	DB	5-7	187	RS FR	Knoxville, Tenn./Austin-East
31	Justus Pickett	RB	5-10	199	RS JR	Charlotte, N.C./Ardrey Kell/Maryland
33	LaDarrell McNeil	DB	6-1	215	JR	Dallas, Texas/Wilmer-Hutchins
34	Jalen Reeves-Maybin	LB	6-1	230	SO	Clarksville, Tenn./Northeast
35	Troy Waites	P	6-2	179	FR	Hattiesburg, Miss./Presbyterian Christian School
35	Ryan Ault	P/PK	5-11	198	RS SO	Brentwood, Tenn./Brentwood
36	Gavin Bryant	LB	6-0	236	FR	Jackson, Ala./Jackson
37	Jayson Sparks	RB	5-8	175	SO	Loganville, Ga./Grayson
37	Brian Randolph	DB	6-0	209	RS JR	Marietta, Ga./Kell
38	Jaye Rochell	WR	6-2	206	RS FR	Norcross, Ga./Wesleyan School
38	Justin King	LB	6-2	245	RS SO	Dunwoody, Ga./Dunwoody
39	Kendal Vickers	DL	6-3	262	RS FR	Havelock, N.C./Havelock
40	Dimarya Mixon	DL	6-3	282	FR	Compton, Calif./West Mesquite (Texas)
41	Elliott Berry	LB	6-0	208	FR	Fairburn, Ga./Creekside
42	Derrick Brodus	PK/P	5-11	188	RS SR	Maryville, Tenn./Alcoa
42	Chris Weatherd	LB	6-4	225	JR	Carrollton, Texas/Creekview/Trinity Valley C.C.
43	Matt Darr	P	6-1	220	RS SR	Bakersfield, Calif./Frontier
44	Jakob Johnson	DL	6-4	240	FR	Stuttgart, Germany/Jean Ribault (Fla.)
45	Jase Stubbs	TE	6-2	235	FR	Covington, LA/St. Paul's School
45	A.J. Johnson	LB	6-2	245	SR	Gainesville, Ga./Gainesville
46	Max Arnold	DB	5-11	191	RS JR	McKenzie, Tenn./McKenzie
47	Joe Stocstill	TE	6-2	237	RS SO	Lewisburg, Tenn./Cornersville
48	Alex Ellis	TE	6-4	238	RS JR	Del Mar, Del./Del Mar
50	Corey Vereen	DL	6-2	253	SO	Winter Garden, Fla./West Orange
51	Kenny Bynum	LB	6-1	243	RS SO	Jacksonville, Fla./Raines
52	Joe Henderson	DL	6-4	234	FR	Shaker Heights, Ohio/Shaker Heights
53	Colton Jumper	LB	6-2	227	FR	Lookout Mountain, Tenn./Baylor School/The Hun School (NJ)
54	Danny Finch	LS	6-2	207	RS FR	Maryville, Tenn./Maryville
54	Jordan Williams	DL	6-5	284	SR	Gainesville, Fla./Gainesville
55	Coleman Thomas	OL	6-6	328	FR	Max Meadows, Va./Fort Chiswell
55	Cody Underwood	LB	6-2	215	FR	Knoxville, Tenn./Knoxville West
56	Curt Maggitt	LB/DL	6-3	251	RS JR	West Palm Beach, Fla./Dwyer

ALPHABETICAL

No.	Name	Pos.
46	Max Arnold	DB
13	Patrick Ashford	H
35	Ryan Ault	P/PK
9	Derek Barnett	DE
17	Dillon Bates	LB
41	Elliott Berry	LB
29	Evan Berry	DB
74	Dontavius Blair	OL
83	Cody Blanc	WR
7	Drae Bowles	WR
10	Will Bradshaw	LS
86	A.J. Branisel	TE
42	Derrick Brodus	PK/P
36	Gavin Bryant	LB
5	George Bullock	PK
51	Kenny Bynum	LB
18	Michael Cantwell	LB
87	Jacob Carter	WR
27	Justin Coleman	DB
88	Neiko Creamer	TE
18	Jason Croom	WR
57	Mack Crowder	OL
93	Trevor Daniel	P
43	Matt Darr	P
11	Joshua Dobbs	QB
85	Brendan Downs	TE
79	Thomas Edwards	OL
48	Alex Ellis	TE
54	Danny Finch	LS
90	Charles Folger	DL
22	Malik Foreman	DB
89	Adrian Gamble	WR
7	Rashaan Gaulden	DB
59	Matt Giampapa	LS
65	Jacob Gilliam	OL
59	Gregory Grieco	LB
80	Daniel Helm	TE
52	Joe Henderson	DL
8	Dwayne Hendrix	DL
2	Pig Howard	WR
1	Jalen Hurd	RB
75	Marcus Jackson	OL
5	Ryan Jenkins	WR
45	A.J. Johnson	LB
44	Jakob Johnson	DL
81	Johnathon Johnson	WR
28	Lemond Johnson	DB
21	Riyahd Jones	DB
53	Colton Jumper	LB
6	Todd Kelly Jr.	DB
63	Brett Kendrick	OL
77	Kyler Kerbyson	OL
38	Justin King	LB
15	Marlin Lane	RB
4	LaTroy Lewis	DL
56	Curt Maggitt	LB/DL
3	Josh Malone	WR
10	Isaiah McDaniel	DB
20	Cortez McDowell	LB
33	LaDarrell McNeil	DB
25	Aaron Medley	PK
89	Jaylen Miller	DL
40	Dimarya Mixon	DL
12	Emmanuel Moseley	DB
78	Charles Mosley	DL
68	Benson Napier	OL
8	Marquez North	WR
95	Danny O'Brien	DL
26	Geraldo Orta	DB
66	Marques Pair	OL
2	D'Andre Payne	DB
9	Von Pearson	WR
12	Nathan Peterman	QB
31	Justus Pickett	RB
19	David Priddy	DB
84	Woody Quinn	TE

2014 » NUMERICAL ROSTER

57	Mack Crowder	OL	6-2	295	RS JR	Bristol, Tenn./Tennessee HS
58	Owen Williams	DL	6-2	288	RS JR	Macon, Ga./Westside/Butler C.C. (Kan.)
59	Gregory Grieco	LB	5-10	221	RS SR	Knoxville, Tenn./Farragut
59	Matt Giampapa	LS	6-0	211	RS JR	Jackson, Tenn./Univ. School of Jackson/Michigan State
60	Austin Sanders	OL	6-5	311	RS FR	Cleveland, Tenn./Bradley Central
63	Brett Kendrick	OL	6-6	316	RS FR	Knoxville, Tenn./Christian Academy of Knoxville
64	Ray Raulerson	OL	6-5	278	FR	Tampa, Fla./Plant Senior
65	Jacob Gilliam	OL	6-4	297	RS SR	Knoxville, Tenn./Farragut
66	Marques Pair	OL	6-5	327	RS SR	Sumter, S.C./Sumter
68	Benson Napier	OL	6-3	327	FR	Coalfield, Tenn./Coalfield School
71	Dylan Wiesman	OL	6-3	303	SO	Cincinnati, Ohio/Colerain
72	Michael Sawyers	DL	6-3	306	FR	Antioch, Tenn./Ensworth
73	Jashon Robertson	OL	6-3	304	FR	Nashville, Tenn./Montgomery Bell Academy
74	Dontavius Blair	OL	6-8	300	JR	Anniston, Ala./Anniston/Garden City C.C. (Kan.)
75	Marcus Jackson	OL	6-2	306	RS JR	Vero Beach, Fla./Vero Beach
77	Kyler Kerbyson	OL	6-4	312	RS JR	Knoxville, Tenn./Knoxville Catholic
78	Charles Mosley	DL	6-5	370	FR	Brighton, Tenn./Brighton
79	Thomas Edwards	OL	6-4	322	RS FR	Kingsport, Tenn./Dobyns-Bennett
80	Daniel Helm	TE	6-4	240	FR	Chatham, Ill./Glenwood
81	Johnathon Johnson	WR	5-9	186	JR	Friendswood, Texas/Friendswood/Blinn College
82	Ethan Wolf	TE	6-5	240	FR	Minster, Ohio/Minster
83	Cody Blanc	WR	6-3	207	JR	Knoxville, Tenn./Knoxville Central
84	Woody Quinn	TE	6-6	251	SR	Dana Point, Calif./St. Margaret's/Pepperdine/Santa Ana College
85	Brendan Downs	TE	6-5	240	SR	Bristol, Tenn./Tennessee HS
86	A.J. Branisel	TE	6-4	238	SO	South Euclid, Ohio/Notre Dame Cathedral Latin School
87	Jacob Carter	WR	6-0	191	RS SR	Nashville, Tenn./Ensworth
88	Neiko Creamer	TE	6-3	229	FR	Wilmington, Del./Eastern Christian Academy (Md.)
89	Jaylen Miller	DL	6-2	253	SO	Gaffney, S.C./Gaffney
89	Adrian Gamble	WR	6-1	176	JR	Charlotte, N.C./Independence/Fork Union Military Acad./Virginia
90	Charles Folger	DL	6-4	254	RS SO	Augusta, Ga./Lincoln County
93	Trevor Daniel	P	6-2	237	RS FR	Dickson, Tenn./Dickson County
95	Danny O'Brien	DL	6-2	286	RS SO	Flint, Mich./Powers Catholic
96	Trevarris Saulsberry	DL	6-4	296	RS JR	Gainesville, Fla./Gainesville

ALPHABETICAL

37	Brian Randolph	DB
64	Ray Raulerson	OL
34	Jalen Reeves-Maybin	LB
73	Jashon Robertson	OL
38	Jaye Rochell	WR
60	Austin Sanders	OL
96	Trevarris Saulsberry	DL
72	Michael Sawyers	DL
24	Derrell Scott	RB
17	Devin Smith	QB
25	Josh Smith	WR
37	Jayson Sparks	RB
47	Joe Stocstill	TE
45	Jase Stubbs	TE
30	Deanthonie Summerhill	RB
23	Cameron Sutton	DB
13	Devaun Swafford	DB
55	Coleman Thomas	OL
55	Cody Underwood	LB
50	Corey Vereen	DL
39	Kendal Vickers	DL
35	Troy Waites	P
42	Chris Weatherd	LB
6	Mike Wegzyn	QB
4	Vic Wharton	WR
71	Dylan Wiesman	OL
30	Devin Williams	DB
54	Jordan Williams	DL
24	Michael Williams	DB
58	Owen Williams	DL
82	Ethan Wolf	TE
14	Justin Worley	QB
19	Devrin Young	RB

ANDERSON TRAINING CENTER

Tennessee's brand new, state-of-the-art Anderson Training Center is one of the most modern and functional buildings of its kind.

The 145,000-square foot building includes an amphitheater-style team room, coaches' offices, position meeting rooms, a dining hall, players' lounge, a 7,000-square foot locker room, a 22,000-square foot, multi-level weight room as well as a new training room, hydrotherapy and nutrition area.



The building also features several technological upgrades, including a state-of-the-art video delivery system for players and coaches. The locker room includes roomy, custom-built and ventilated lockers with electrical outlets for charging portable devices like cellphones, iPods and laptops.

Also included in the building is an updated football hall of fame area.

The Anderson Training Center joins the Brenda Lawson Athletic Center and Neyland-Thompson Sports Center. It provides student-athletes direct access to both the 120-yard Robert E. White indoor football field and Haslam Field, Tennessee's two outdoor football practice fields.

The facility is named in honor of the leadership support of the Anderson family, including Charlie and Moll Anderson of Knoxville, Terry and Susan Anderson and Charlie Sr. and Hilda Anderson, both of Florence, Ala. Charlie is a former student-athlete with the Volunteer football program (1974-76) and served as a Board of Trustree member. He and Moll have been leadership donors to athletics for many years and have also impacted multiple areas of campus with their generosity. Terry also played football at UT and his son, Carson, also played for the Vols and graduated in Dec. 2012.

The \$45 million facility was dedicated on April 19, 2013.



▶ NOTING THE COMMODORES



VANDERBILT STAT LEADERS

RUSHING	G	Att.	Yds.	Avg.	TD	Yds./G
Ralph Webb	11	196	857	4.4	3	77.9
Dallas Rivers	11	56	195	3.5	2	17.7
Jerron Seymour	6	25	123	4.9	0	20.5

PASSING	G	Cmp-Att.	Pct.	Yds.	TD/INT
John McCrary	6	76-145	52.4	967	9/7

RECEIVING	G	No.	Yds.	Avg.	TD	Yds./G
Steven Scheu	11	36	463	12.9	3	42.1
L. Rayford	11	33	315	9.5	1	28.6

DEFENSE	G	Solo	Asst	Total	TFL	INT
Nigel Bowden	10	36	38	74	2.0-12	-
Torren McGaster	11	44	20	64	3.5-9	-

2014 SCHEDULE

Date	Opponent	Time/Result
Aug. 28	Temple	L, 37-7
Sept. 6	Ole Miss *	L, 41-3
Sept. 13	Massachusetts	W, 34-31
Sept. 20	South Carolina *	L, 48-34
Sept. 27	at Kentucky *	L, 17-7
Oct. 4	at Georgia *	L, 44-17
Oct. 11	Charleston Southern	W, 21-20
Oct. 25	at Missouri *	L, 24-14
Nov. 1	Old Dominion	W, 42-28
Nov. 8	Florida *	L, 34-10
Nov. 22	at Mississippi State *	L, 51-0
Nov. 29	Tennessee *	4 p.m. ET

* SEC Conference game

▶ TENNESSEE-VANDERBILT SERIES HISTORY

VANDERBILT

(73-29-5)			
1892	Nashville	L	4-22
1892	Knoxville	L	0-12
1900	Nashville	T	0-0
1901	Nashville	L	0-22
1902	Knoxville	L	5-12
1903	Nashville	L	0-40
1904	Nashville	L	0-22
1905	Knoxville	L	0-45
1908	Nashville	L	9-16
1909	Nashville	L	0-51
1910	Nashville	L	0-18
1913	Nashville	L	6-7
1914	Nashville	W	16-14
1915	Nashville	L	0-35
1916	Knoxville	W	10-6
1919	Nashville	T	3-3
1920	Knoxville	L	0-20
1921	Nashville	L	0-14
1922	Knoxville	L	6-14
1923	Nashville	L	7-51
1925	Nashville	L	7-34
1926	Nashville	L	3-20
1927	Knoxville	T	7-7
1928	Nashville	W	6-0
1929	Knoxville	W	13-0
1930	Nashville	W	13-0
1931	Knoxville	W	21-7
1932	Nashville	T	0-0
1933	Knoxville	W	33-6
1934	Nashville	W	13-6
1935	Knoxville	L	7-13
1936	Nashville	W	26-13
1937	Knoxville	L	7-13
1938	Nashville	W	14-0
1939	Knoxville	W	13-0
1940	Nashville	W	20-0
1941	Knoxville	W	26-7
1942	Nashville	W	19-7
1945	Knoxville	W	45-0
1946	Nashville	W	7-6
1947	Knoxville	W	12-7
1948	Nashville	L	6-28
1949	Knoxville	W	26-20
1950	Nashville	W	43-0
1951	Knoxville	W	35-27
1952	Nashville	W	46-0
1953	Knoxville	W	33-6
1954	Nashville	L	0-26
1955	Knoxville	W	20-14
1956	Nashville	W	27-7
1957	Knoxville	W	20-6
1958	Nashville	W	10-6
1959	Knoxville	L	0-14
1960	Nashville	W	35-0
1961	Knoxville	W	41-7
1962	Nashville	W	30-0
1963	Knoxville	W	14-0
1964	Nashville	L	0-7
1965	Knoxville	W	21-3
1966	Nashville	W	28-0
1967	Knoxville	W	41-14
1968	Nashville	W	10-7

1969	Knoxville	W	40-27
1970	Nashville	W	24-6
1971	Knoxville	W	19-7
1972	Nashville	W	30-10
1973	Knoxville	W	20-17
1974	Nashville	T	21-21
1975	Knoxville	L	14-17
1976	Nashville	W	13-10
1977	Knoxville	W	42-7
1978	Nashville	W	41-15
1979	Knoxville	W	31-10
1980	Nashville	W	51-13
1981	Knoxville	W	38-34
1982	Nashville	L	21-28
1983	Knoxville	W	34-24
1984	Nashville	W	29-13
1985	Knoxville	W	30-0
1986	Nashville	W	35-20
1987	Knoxville	W	38-36
1988	Nashville	W	14-7
1989	Knoxville	W	17-10
1990	Nashville	W	49-20
1991	Knoxville	W	45-0
1992	Nashville	W	29-25
1993	Knoxville	W	62-14
1994	Nashville	W	65-0
1995	Knoxville	W	12-7
1996	Nashville	W	14-7
1997	Knoxville	W	17-10
1998	Nashville	W	41-0
1999	Knoxville	W	38-10
2000	Nashville	W	28-26
2001	Knoxville	W	38-0
2002	Nashville	W	24-0
2003	Knoxville	W	48-0
2004	Nashville	W	38-33
2005	Knoxville	L	24-28
2006	Nashville	W	39-10
2007	Knoxville	W	25-24
2008	Nashville	W	20-10
2009	Knoxville	W	31-16
2010	Nashville	W	24-10
2011	Knoxville (OT)	W	27-21
2012	Nashville	L	18-41
2013	Knoxville	L	10-14

▶ INSIDE THE SERIES

at Knoxville: 37-10-1
at Nashville: 36-19-4
Biggest Win: 65 (65-0, 1994)
Biggest Loss: 51 points (51-0, 1909)
Longest Winning Streak: 22 games (1983-2004)
Longest Losing Streak: 9 games (1901-13)
Current Streak: Vanderbilt 2 games
Largest Margin Overcome To Win: 25 (UT down 28-3, won 38-36 in 1987)
Overtime Games: 1 (Tennessee 27, Vanderbilt 21, 2011)
Coming off an open date: 2-0 (Wins in 2004 and 2008)
Most TDs in a Game: 4 by Bob Lund in 1945 & Tony Thompson in 1990

RUSHING
Rushing Yards: 248, Johnny Jones, 1983
100-Yard Rushing Games: 36, last Marlin Lane, 2012
200-Yard Rushing Games: 4, last Arian Foster, 223 in 2005
Longest Rush: 82, Steve Wold, 1979

RECEIVING
Catches: 10, Tim McGee, 1984
Receiving Yards: 217, Willie Gault, 1981
100-Yard Rec. Games: 12, last Da'Rick Rogers, 2011

PASSING
Passing Yards: 319, Steve Alatorre, 1981
300-Yard Pass Games: 1, Steve Alatorre, 1981
Longest Pass: 85 Yards Alan Cockrell to Clyde Duncan, 1983 & Jimmy Streater to Anthony Hancock, 1979

▶ 2014 STAT COMPARISON

Category	Tennessee	Vanderbilt
Record	5-6	3-8
Conference	2-5	0-7
Scoring Offense	307	189
Total Offense	4094	3193
Rushing Offense	1450	1193
Passing Offense	2644	2000
Scoring Defense	270	375
Total Defense	4047	4563
Rushing Defense	1822	2035
Passing Defense	2225	2528
KO Ret. Avg.	25.1	20.3
Punt Ret. Avg.	6.7	7.0
Net Punting	39.0	36.5
Time of Possession	30:06	29:26
3rd Down Conversions	40%	30%
Opp. 3rd Down Conv.	35%	44%
Fumbles Recovered	16	13
Passes Intercepted	12	4
Fumbles Lost	8	10
Turnover Margin	0	-15
Turnovers Gained	19	11
Turnovers Lost	19	26
Passing Efficiency	127.10	104.77
Pass Efficiency Defense	119.87	144.49
Penalties	44	66
Yards Penalized	334	580
Opp. Penalties	67	71
Opp. Yards Penalized	533	560
Sacks	32	15
Tackles For Loss	83	56
First Downs	231	174
First Downs Rushing	91	68
First Downs Passing	125	87
Red Zone Offense	91%	71%
Red Zone Defense	96%	92%

▶ SERIES NOTES

- Tennessee moved to 73-29-5 against Vanderbilt all-time after falling to the Commodores (14-10) last season for the second time in a row.
- Tennessee has won 33 of the last 38 games over Vanderbilt.
- In 2011, Eric Gordon returned an interception 90 yards for the game-winning touchdown, the first defensive score in OT by any NCAA D-1 FBS school since Sept. 9, 2005
- Butch Jones is 1-1 as a head coach against Vanderbilt. His Cincinnati team defeated Vanderbilt 31-24 in 2011 in the Liberty Bowl.

▶ NEYLAND VS. VANDY

In 1926, Robert R. Neyland, was named head coach and served through the end of the 1934 season when the Army beckoned him to Panama. Nathan Dougherty, dean of UT's College of Engineering and longtime faculty chairman of athletics, hired Neyland with the lone injunction: **"Even the score with Vanderbilt; do something about our terrible standing in the series."**

After losing the 1926 meeting, Neyland went on to lead the Vols to a 16-2-2 record in the next 20 meetings while he served as head coach until 1952.

► TENNESSEE IN THE SOUTHEASTERN CONFERENCE - 2014

>> EASTERN DIVISION

	SEC	Pct.	PF	PA	Overall	Pct.	PF	PA	Home	Away	Neutral	vs. Div.	Top 10	Top 25	Streak
Missouri	6-1	.857	170	139	9-2	.818	322	222	4-2	5-0	0-0	5-1	0-0	2-1	W5
Georgia	6-2	.750	310	195	9-2	.818	476	225	6-0	3-1	0-1	4-2	1-0	3-1	W3
Florida	4-4	.500	199	206	6-4	.600	316	209	3-3	2-1	1-0	4-2	1-1	1-1	W1
South Carolina	3-5	.375	272	294	6-5	.545	383	339	4-3	2-2	0-0	3-3	1-1	1-2	W2
Tennessee	2-5	.286	180	200	5-6	.455	307	270	4-3	1-3	0-0	2-3	0-4	0-4	L1
Kentucky	2-6	.250	183	300	5-6	.455	310	331	5-2	0-4	0-0	2-4	0-1	0-2	L5
Vanderbilt	0-7	.000	85	259	3-8	.273	189	375	3-4	0-4	0-0	0-5	0-1	0-4	L2

>> WESTERN DIVISION

	SEC	Pct.	PF	PA	Overall	Pct.	PF	PA	Home	Away	Neutral	vs. Div.	Top 10	Top 25	Streak
Alabama	6-1	.857	211	110	10-1	.909	385	159	6-0	3-1	1-0	4-1	1-0	3-1	W6
Mississippi State	6-1	.857	253	149	10-1	.909	429	202	7-0	3-1	0-0	4-1	3-1	3-1	W1
Auburn	4-3	.571	231	207	7-3	.700	355	251	5-1	2-2	0-0	3-2	1-1	3-2	L2
Ole Miss	4-3	.571	171	118	8-3	.727	334	149	5-1	2-2	1-0	2-3	1-1	2-2	L1
LSU	3-4	.429	130	149	7-4	.636	308	180	5-2	1-2	1-0	1-4	1-2	2-2	L2
Texas A&M	3-4	.429	206	270	7-4	.636	396	305	3-2	3-2	1-0	2-3	2-2	2-3	L1
Arkansas	2-5	.286	151	156	6-5	.545	370	222	5-2	1-2	0-1	2-4	1-5	2-5	W2

► UPCOMING SCHEDULES IN THE SEC (all times EST)

Thursday, Nov. 27

LSU at Texas A&M* (ESPN) 7:30 p.m.

Friday, Nov. 28

Arkansas at Missouri* (CBS) 2:30 p.m.

Saturday, Nov. 29

Georgia Tech at Georgia (SECN) 12 p.m.

Kentucky at Louisville (ESPN2) 12 p.m.

South Carolina at Clemson (ESPN) 12 p.m.

Florida at Florida State (ESPN) 3:30 p.m.

Mississippi State at Ole Miss* (CBS) 3:30 p.m.

TENNESSEE at Vanderbilt* (SECN) 4 p.m.

Auburn at Alabama* (ESPN) 7:45 p.m.

TOP 25 POLLS (WEEK 14)

Associated Press

1. Florida State (37)	11-0
2. Alabama (21)	10-1
3. Oregon (2)	10-1
4. Mississippi State	10-1
5. Baylor	9-1
6. TCU	9-1
7. Ohio State	10-1
8. Georgia	9-2
9. UCLA	9-2
10. Michigan State	9-2
11. Kansas State	8-2
12. Arizona	9-2
13. Arizona State	9-2
14. Wisconsin	9-2
15. Auburn	8-3
16. Georgia Tech	9-2
17. Missouri	9-2
18. Ole Miss	8-3
19. Marshall	11-0
20. Oklahoma	8-3
21. Colorado State	10-1
22. Minnesota	8-3
23. Clemson	8-3
24. Louisville	8-3
25. Boise State	9-2

Others receiving votes:

Arkansas 40, LSU 39, Nebraska 14, Utah 14, Duke 9, USC 8, Memphis 3, Texas A&M 2, West Virginia 2, UCF 1

Bold: UT and teams on UT '14 schedule.

USA Today Coaches

1. Alabama (25)	10-1
2. Florida State (30)	11-0
3. Oregon (6)	10-1
4. Mississippi State	10-1
5. TCU	9-1
6. Baylor	9-1
7. Ohio State	10-1
8. Michigan State	9-2
9. Georgia	9-2
10. UCLA	9-2
11. Kansas State	8-2
12. Arizona	9-2
13. Arizona State	9-2
14. Wisconsin	9-2
15. Georgia Tech	9-2
16. Auburn	8-3
17. Missouri	9-2
18. Oklahoma	8-3
19. Ole Miss	8-3
20. Marshall	11-0
21. Colorado State	10-1
22. Minnesota	8-3
23. Louisville	8-3
24. Clemson	8-3
25. Boise State	9-2

Others receiving votes:

LSU 43, Nebraska 41, Arkansas 19, Utah 19, Cincinnati 7, Louisiana Tech 7, Stanford 7, Duke 5, Texas A&M 4, Texas 4, USC 4, Northern Illinois 3, Iowa 1, Utah State 1, Notre Dame 1

2014 » SEC BOWL TIE-INS

Duck Commander Independence Bowl

Dec. 27 ESPN2 4 p.m. Shreveport, La. ACC vs. SEC

AdvoCare V100 Texas Bowl

Dec. 29 ESPN 9 p.m. Houston, Texas Big 12 vs. SEC

AutoZone Liberty Bowl

Dec. 29 ESPN 2 p.m. Memphis, Tenn. Big 12 vs. SEC

Belk Bowl

Dec. 30 ESPN 6:30 p.m. Charlotte, NC ACC vs. SEC

Franklin American Mortgage Music City Bowl

Dec. 30 ESPN 3 p.m. Nashville, Tenn. Big Ten/ACC vs. SEC

Orange Bowl

Dec. 31 ESPN 8:30 p.m. Miami Gardens, Fla. CFP vs. CFP

Allstate Sugar Bowl

Jan. 1 ESPN 8:30 p.m. New Orleans, La. CFP vs. CFP

Capital One Bowl

Jan. 1 ABC 1 p.m. Orlando, Fla. Big Ten/ACC vs. SEC

Outback Bowl

Jan. 1 ESPN 1 p.m. Tampa, Fla. Big Ten vs. SEC

TaxSlayer Bowl

Jan. 2 ESPN 3:20 p.m. Jacksonville, Fla. Big Ten/ACC vs. SEC

Birmingham Bowl

Jan. 3 ESPN/ESPN2 1 p.m. Birmingham, Ala. American vs. SEC

College Football Championship Game

Jan. 12 ESPN 8:30 p.m. Arlington, Texas



COLLEGE FOOTBALL
PLAYOFF

▶ PLAYER NOTES

#9 DEREK BARNETT

DE, 6-3, 267, Fr., Nashville, Tenn.

- Has set Tennessee record for most TFLs (18.5) and most sacks (9.0) by a true freshman in history
- Twice has posted Tennessee record for sacks in a game by a true freshman with three: with at # 3 Ole Miss (10/18) and at South Carolina (11/1)
- With 18.5 TFLs, already ranks tied for sixth on all-time single season list in UT history with Jesse Mahelona (2004)
- Sacks tied for sixth in NCAA and second in the SEC in TFLs (18.5) and TFL per game (1.7)
- Tied for 15th in the NCAA and fourth in SEC in sacks (9.0)
- Became first true freshman to start season opener on defensive line in Tennessee history vs. Utah State
- Played all 11 games, starting eight, making 64 tackles, fourth on team in tackles
- Leads all true freshman in the SEC in tackles with 64
- 64 tackles ranks as fourth highest total tackles by a true freshman in Tennessee history (No.3 is Jonathan Hefney with 65 in 2004, No. 2 is A.J. Johnson with 80 in 2011)
- Leads UT with 9.0 sacks and with seven quarterback hurries along with a fumble recovery
- Eight tackles, 0.5 TFL and two quarterback hurries vs. #19 Missouri (11/23)
- Notched career best tying 4.0 TFLs including 2.0 sacks as part of seven tackles vs. Kentucky (11/15)
- For second time posted UT true freshman record for sacks in a game with 3.0, at South Carolina (11/1), finished game with five tackles and 3.0 TFLs.
- Posted six tackles and 1.5 TFLs vs. #4 Alabama (10/25)
- First career game with double-figure tackles came at #3 Ole Miss (10/18) with 10 stops including 4.0 TFLs and three sacks, to set new UT record for sacks by a true freshman
- First sack (for 10 yards) as part of six tackles and two TFLs for 15 yards vs. Florida (10/4)
- Eight tackles with a TFL at #12/13 Georgia (9/27)
- One of first four Vols to have black stripes removed in '14 (Jalen Hurd, Emmanuel Moseley, Ethan Wolf) on Aug. 10
- Consensus 4-star; Division 2, Class AA Tenn. Mr. Football (2012, 2013) at Brentwood Academy in Nashville
- 2013 All-State selection; All-Division II-AA Defensive Line
- As a senior, had 60 tackles, 18 tackles for loss, 5.5 sacks

>> Full profile on Media Guide Page 39

CAREER STATS

Defense	GP/GS	UT	AT	TT	Sack	TFL	FF	FR	PD	Int	High Tk
2014	11/8	41	23	64	9-44	18.5-68	0	1	7	0-0	10-Miss

CAREER HIGHS

Tackles	10 at Ole Miss, 10/18/14
Tackles For Loss	4 at Ole Miss, 10/18/14 & vs. Kentucky, 11/15/14
Sacks	3 at Ole Miss, 10/18/14 & at South Carolina, 11/1/14
Fumble Recovery	1 vs. Chattanooga, 10/11/14
Double-Figure Tackle Games	1, last 10 at Ole Miss, 10/18/14

GAME-BY-GAME

2014 Opp.	U-A-T, Other	2014 Opp.	U-A-T, Other
Utah State	1-2-3, qh	at Ole Miss	6-4-10, 3-7 sk, 4-10 tfl
Ark. State	3-0-3, 1-1 tfl	Alabama	4-2-6, 1.5-7 tfl
at Oklahoma	2-3-5, 1-1 tfl, qh	So. Carolina	4-1-5, 3-18 sk, 3-18 tfl, 2 qh
at Georgia	7-1-8, 1-1 tfl	Kentucky	4-3-7, 4-13 tfl, 2-9 sk
Florida	5-1-6, 1-10 sk, 2-15 tfl	Missouri	4-4-8, 0.5-1 tfl, 2 qh
Chattanooga	1-2-3, 0.5-1 tfl, 1-0 fr	at Vanderbilt	

TENNESSEE TRUE FRESHMEN RECORDS

Tackles By True Freshmen	Sacks By True Freshmen
1. Eric Berry (2007) 86	1. Derek Barnett (2014) 9.0
2. A.J. Johnson (2011) 80	2. Ricky Holt (1981) 4.0
3. Jonathan Hefney (2004) 65	
4. Derek Barnett (2014) 64	Tackles For Loss By Freshmen
5. Curt Maggitt (2011) 56	1. Derek Barnett (2014) 18.5
6. Reggie White (1980) 51	2. Billy Ratliff (1996-RS) 7.0
	- Dale Jones (1983-RS) 7.0
	4. Curt Maggitt (2011) 5.5

TENNESSEE SINGLE-SEASON RECORDS

Tackles For Loss	Sacks
1. Leonard Little (1995) 25.0	1. Reggie White (1983) 15.0
2. Reggie White (1983) 24.0	2. Jonathan Brown (1997) 13.5
3. John Henderson (2000) 21.0	3. John Henderson (2000) 12.0
- Todd Kelly (1992) 21.0	4. Leonard Little (1995) 11.0
5. Shaun Ellis (1999) 19.5	- Todd Kelly (1992) 11.0
6. Jesse Mahelona (2004) 18.5	6. Ronnie McCartney (1975) 10.0
Derek Barnett (2014) 18.5	7. Anthony Sessions (2000) 9.5
8. Anthony Sessions (2000) 17.5	8. Derek Barnett (2014) 9.0

#17 DILLON BATES

LB, 6-3, 222, Fr., Ponte Vedra Beach, Fla.

- True freshman linebacker, played in first four games, making six tackles before a season-ending injury
- Suffered a season ending torn labrum at Georgia (9/27). Will apply for a redshirt season
- Two stops vs. Arkansas State (9/6) in game his dad Bill was honored as VFL Legend of the Game
- Made three tackles vs. Utah State (8/31) in college debut
- Consensus 4-star recruit out of Ponte Vedra High School
- Played in Under Armour H.S. All-Star Game
- Associated Press Class 5A All-State Team as a senior
- All-First Coast Team; Florida Times-Union Super 11
- Recorded 81 tackles with 55 solos in his senior campaign
- More than 300 tackles and 180 solo tackles in HS career
- Father, Bill, was a standout safety for UT and played in the NFL for the Dallas Cowboys for 15 seasons from 1983-97 winning three Super Bowl titles

>> Full profile on Media Guide Page 39

CAREER STATS

Defense	GP/GS	UT	AT	TT	Sack	TFL	FF	FR	PD	Int	High Tk
2014	4/0	3	3	6	0-0	0-0	0	0	0	0-0	3-USA

CAREER HIGHS

Tackles	3 vs. Utah State, 8/31/14
----------------	---------------------------

GAME-BY-GAME

2014 Opp.	U-A-T, Other	2014 Opp.	U-A-T, Other
Utah State	2-1-3	at Ole Miss	DNT-INJ
Ark. State	1-1-2	Alabama	DNP-INJ
at Oklahoma	0-1-1	at So. Carolina	DNT-INJ
at Georgia	0-0-0	Kentucky	DND-INJ
Florida	DNP-INJ	Missouri	DND-INJ
Chattanooga	DNP-INJ	at Vanderbilt	DNT-INJ

#41 ELLIOTT BERRY

LB, 6-0, 208, Fr., Fairburn, Ga.

- Legacy player has played in seven games at linebacker and on special teams
- One of school-record 21 true freshman to debut vs. Utah State (8/31)
- 3-star recruit from Creekside H.S. in Canton, Ga.
- Named one of Reebok's Top 25 Most Dynamic Athletes
- AP and AJC Georgia Class 5A All-State in 2013
- Twin Evan is a defensive back and return man for Vols
- Older brother, Eric, was an All-American for Tennessee and is a Pro Bowl safety with the Kansas City Chiefs
- Father, James, played for the Vols from 1978-81, rushing for more than 1,700 yards and scoring 19 touchdowns
- Wears #41 (inverse of #14) as a tribute to brother Eric, who wore #14 with the Vols

>> Full profile on Media Guide Page 39

CAREER STATS

Defense	GP/GS	UT	AT	TT	Sack	TFL	FF	FR	PD	Int	High Tk
2014	7/0	0	0	0	0-0	0-0	0	0	0	0-0	--

#29 EVAN BERRY

DB, 5-11, 199, Fr., Fairburn, Ga.

- Legacy handling kick returns and playing as reserve in secondary; has played in all 11 games
- Has 13 kickoff returns for 402 yards (30.9 yards/return)
- Career-best 121 kickoff return yards on career-high four returns vs. #19 Missouri (11/22), including 58-yard return
- Three kickoff returns for season best 91 yards vs. Kentucky (11/15), also had two tackles in the win
- Three kickoff returns for 63 yards vs. #4 Alabama (10/25)
- Returned two kickoffs at #3 Ole Miss (10/18) for 59 yards
- First kickoff return went for 68 yards vs. Chattanooga (10/11), the longest by a Vol since Cordarelle Patterson's 98-yard kickoff return at Mississippi State (10/13/12)
- Made first two tackles of career on special teams at #12/13 Georgia (9/27)
- Debuted with twin brother Elliott in Vols' season-opening win over Utah State (8/31)
- 4-star recruit from Creekside H.S. in Canton, Ga.
- Named one of Reebok's Top 25 Most Dynamic Athletes
- AP and AJC Georgia Class 5A All-State in 2013
- Older brother, Eric, was an All-American for Tennessee and is a Pro Bowl safety with the Kansas City Chiefs
- Father, James, played for the Vols from 1978-81, rushing for more than 1,700 yards and scoring 19 touchdowns
- Wears #29 as a tribute to former Vols DB Inky Johnson, who wore #29. Brother Eric also wears #29 with the Chiefs to honor Johnson

>> Full profile on Media Guide Page 40

CAREER STATS

Defense	GP/GS	UT	AT	TT	Sack	TFL	FF	FR	PD	Int	High Tk
2014	11/0	4	0	4	0-0	0-0	0	0	0	0-0	2-2x

Kick Returns	GP/GS	No	Yds	Avg	Per/G	TD	Long	High Yd
2014	11/0	13	402	30.9	36.5	0	68-UTC	121-Miz

CAREER HIGHS

Tackles	2 at Georgia, 9/27/14 & vs. Kentucky, 11/15/14
Kickoff Returns	4 vs. Missouri, 11/22/14
Kickoff Return Yards	121 vs. Missouri, 11/22/14
Long Kickoff Return	68 vs. Chattanooga, 10/11/14

GAME-BY-GAME

2014 Opp.	U-A-T, Other	2014 Opp.	U-A-T, Other
Utah State	0-0-0	at Ole Miss	0-0-0, 2-59-0, 33 KR
Ark. State	0-0-0	Alabama	0-0-0, 3-63-0, 33 KR
at Oklahoma	0-0-0	at S. Carolina	0-0-0
at Georgia	2-0-2	Kentucky	2-0-2, 3-91-0, 39 KR
Florida	0-0-0	Missouri	0-0-0, 4-121-0, 58 KR
Chattanooga	0-0-0, 1-68 KR	at Vanderbilt	

#74 DONTAVIUS BLAIR

OL, 6-8, 300, Jr., Anniston, Ala.

- Backing up at right tackle in first season with the Vols
- Has yet to play in a game with Tennessee
- Two-year starter at Garden City C.C., in Kansas
- Joined Vols as a transfer in January 2014
- 4-star JUCO prospect by every service
- 2013 First Team All-Conference in the Kansas Jayhawk Community College Conference
- At Anniston H.S., started 50 games on offensive line

>> Full profile on Media Guide Page 40

CAREER STATS

Games Played/Started: 2014: 0/0

#5 GEORGE BULLOCK

K, 6-0, 209, RSo., Knoxville, Tenn.

- Local product competed with freshman Aaron Medley for kicking duties in camp; handled kickoffs in two games
- Three kickoffs for 60.0 average at #4/3 Oklahoma (9/13)
- College debut vs. Arkansas State (9/6), handling all kickoffs; seven kicks for 61.3 average with two touchbacks
- Third year with Vols, has yet to appear in a college game
- 2013 Academic Honor Roll member
- At West H.S., 4-AAA Kicker of the Year as a senior
- As a senior, 7-of-10 FGs, long of 51; 47-of-50 PATs; 79 pct of kickoffs for touchbacks

>> Full profile on Media Guide Page 43

CAREER STATS

Kicking/GS	FG	FGA	Pct.	PAT	PTS	0-29	30-39	40-49	50+	LONG
2014	2/0	0	0.00.0	0-0	0	0-0	0-0	0-0	0-0	--

Kickoffs	GP/GS	No	Yds	Avg	OB	TB
2014	2/0	10	609	60.9	0	2

CAREER HIGHS

Kickoffs	7 vs. Arkansas State, 9/6/14
Kickoff Average	61.3 vs. Arkansas State, 9/6/14
Touchbacks	2 vs. Arkansas State, 9/6/14

#87 JACOB CARTER

WR, 6-0, 191, RSo., Nashville, Tenn.

- One of 18 seniors on team; backup receiver and returner
- Played in seven games, has one catch for 14 yards and returned eight punts for 55 yards
- On Senior Night, returned one punt for 14 yards vs. #19 Missouri (11/22)
- Returned three punts for 18 yards vs. Kentucky (11/15)
- First catch of season for 14 yards vs. Chattanooga (10/11)
- Returned one punt for 21 yards, longest return of career and Vols first return in 2014, vs. Arkansas State (9/6)
- In 2013, played in 11 games, made four catches for 45 yards and had seven punt returns for 65 yards
- Former walk-on earned scholarship prior to 2012 opener vs. NC State (8/31/12), played in 11 games, with eight catches
- Emerged as a spring football star at receiver with 182 yards in 2012 Orange & White game, two scrimmages

>> Full profile on Media Guide Page 45

CAREER STATS

Receiving	GP/GS	No	Yds	Avg	Per/G	TD	Long	High Yd
2012	11/0	8	126	15.8	11.5	1	24-Akr	35-GSU
2013	11/0	4	45	11.3	4.1	0	14-VU	14-VU
2014	7/0	1	14	14.0	2.0	0	14-UTC	14-UTC
Totals	29/0	13	185	14.2	6.4	1	24-Akr	35-GSU

Punt Returns	GP/GS	No	Yds	Avg	Per/G	TD	Long	High Yd
2013	11/0	7	65	9.3	5.9	0	18-USA	30-USA
2014	7/0	8	55	6.9	7.9	0	21-ASU	21-ASU
Totals	29/0	15	120	8.0	4.1	0	21-ASU	21-ASU

CAREER HIGHS

Catches	2 vs. Georgia State, 9/8/12 & vs. Kentucky, 11/24/12
Receiving Yards	35 vs. Georgia State, 9/8/12
Touchdowns	1 vs. Akron, 9/22/12
Punt Returns	3 vs. Kentucky, 11/15/14
Long Punt Return	21 vs. Arkansas State, 9/14/13
Receiving Yards	30 vs. South Alabama, 9/28/13

GAME-BY-GAME

2012 Opp.	Rec-Yds-TD, Lg	2013 Opp.	Rec-Yds-TD, Lg	PR
vs. NC State	1-20-0, 20	Austin Peay	1-14-0, 14	0-0
Ga. State	2-35-0, 19	W. Kentucky	1-6-0, 6	2-20-0, 11
Florida	0-0-0, 0	at Oregon	1-11-0, 11	1-(-1)-0, -1
Akron	1-24-1, 24	at Florida	0-0-0 / 0-0	
at Georgia	DNP	So. Alabama	0-0-0 / 2-30-0, 18	
at Miss State	0-0-0	Georgia	0-0-0 / 0-0	
Alabama	0-0-0	So. Carolina	0-0-0 / 2-16-0, 16	
at So. Carolina	1-16-0, 16	at Alabama	0-0-0 / 0-0	
Troy	1-8-0, 8	at Missouri	DNP	
Missouri	0-0-0	Auburn	0-0-0 / 0-0	
at Vanderbilt	0-0-0	Vanderbilt	1-14-0, 14	0-0
Kentucky	2-23-0, 16	at Kentucky	0-0-0 / 0-0	

2014 Opp.	Rec-Yds-TD, Lg	PR	2014 Opp.	Rec-Yds-TD, Lg	PR
Utah State	0-0-0		Ole Miss	0-0-0 / 2-0-0, 0	
Ark. State	0-0-0 / 1-21-0, 21		Alabama	DNP	
at Oklahoma	0-0-0		at So. Carolina	DNP	
at Georgia	DNP		Kentucky	0-0-0 / 3-18-0, 11	
Florida	DNP		Missouri	0-0-0 / 1-14-0, 14	
Chattanooga	1-14-0, 14	1-2-0, 2	at Vanderbilt		

#27 JUSTIN COLEMAN

DB, 5-10, 188, Sr., Brunswick, Ga.

- One of 18 seniors on team; starting cornerback, also serving as team's primary nickel back
- Started all 11 games in 2014 and has 35 tackles with 4.0 TFLs, three interceptions and seven passes defended
- **Started last 32 games in a row**, including all 10 in 2014
- Picked off a pass for the second game in a row, vs. Kentucky (11/15) and returned it 25 yards in the win
- Second interception of season at South Carolina (11/1) and posted seven tackles for second game in a row
- Seven tackles including a TFL vs. #4 Alabama (10/25)
- Second interception of career came vs. Chattanooga (10/11), returned for 53 yards; also made two tackles
- Made five tackles at #4/3 Oklahoma (9/13)
- Four tackles with a TFL for four yards vs. Arkansas State (9/6)
- Emerged as a leader on defense and starting at cornerback as a junior in 2013
- Made 46 tackles (fifth on team), along with an interception for touchdown and eight passes defended (second to Cam Sutton for team lead) in 2013
- **Interception returned for touchdown started streak of five turnovers in a span of six plays on defense for Vols vs. WKU (9/7)**; Finished with six tackles including a TFL
- In 2012, played in all 12 games with nine starts, totaling 59 tackles, ranking fourth on team; had 3.5 TFLs for 25 yards and three pass break-ups
- Was first true freshman defensive back to start for UT since Eric Berry (2007) when he started at left cornerback vs. Montana (9/4/11)

>> Full profile on Media Guide Page 46

CAREER STATS

Defense	GP/GS	UT	AT	TT	Sack	TFL	FF	FR	PD	Int	High Tk
2011	12/4	10	0	10	0-0	0-0	0	0	2	0-0	5-Ark
2012	12/9	35	24	59	0-0	3.5-25	0	0	3	0-0	13-Ala
2013	12/12	36	10	46	0-0	1-1	0	0	8	1-23	8-VU
2014	11/11	25	10	35	0-0	4-7	0	0	7	3-83	7-2x
Totals	47/36	106	44	150	0-0	8.5-33	0	0	20	4-106	13-Ala

CAREER HIGHS

Tackles	13 vs. Alabama, 10/20/12
Tackles For Loss	1 multiple times, last at Ole Miss, 10/18/14
Interception	1 four times, last vs. Kentucky, 11/15/14
Touchdown	1 vs. Western Kentucky, 9/7/13
Passes Defended	2 three times, last at South Carolina, 11/1/14
10-Tackle Games	1 (13 vs. Alabama, 10/20/12)

GAME-BY-GAME

2011 Opp.	U-A-T, Other	2012 Opp.	U-A-T, Other
Montana	0-0-0, pd	vs. NC State	1-0-1
Cincinnati	3-0-3	Ga. State	0-0-0
at Florida	0-0-0	Florida	0-0-0
Buffalo	1-0-1	Akron	2-0-2, pd, 1-10 tfl
Georgia	0-0-0	at Georgia	2-2-4, 1-10 tfl
LSU	0-0-0	at Miss State	4-5-9, 0.5-1 tfl, 2 pd
at Alabama	0-0-0 pd	Alabama	4-9-13
South Carolina	0-0-0	at So. Carolina	2-1-3
MTSU	1-0-1	Troy	6-1-7, 1-4 tfl
at Arkansas	5-0-5	Missouri	5-3-8
Vanderbilt	0-0-0	at Vanderbilt	5-2-7
at Kentucky	0-0-0	Kentucky	4-1-5

2013 Opp.	U-A-T, Other	2014 Opp.	U-A-T, Other
Austin Peay	0-0-0	Utah State	2-0-2, qh
W. Kentucky	4-2-6, 1-23 int, pd, 1-tfl	Ark. State	3-1-4, 1-4 tfl
at Oregon	4-2-6, 2 pd	at Oklahoma	2-3-5
at Florida	1-1-2	at Georgia	1-1-2
So. Alabama	4-0-4	Florida	3-0-3, 1-1 tfl
Georgia	5-0-5, pd	Chattanooga	1-1-2, 1-53 int
So. Carolina	2-0-2, pbu	Ole Miss	2-0-2, 1-1 tfl, pbu
at Alabama	3-2-5	Alabama	6-1-7, 1-1 tfl, pbu
at Missouri	2-0-2	at So. Carolina	4-3-7, 1-5 int, pbu
Auburn	0-0-0	Kentucky	0-0-0, 1-25 int, qh
Vanderbilt	7-1-8, pd	Missouri	1-0-1, pbu
at Kentucky	4-2-6, pd	at Vanderbilt	

#18 JASON CROOM

WR, 6-5, 243, RSo., Norcross, Ga.

- Played in all 11 games with one start as receiver
- Has 21 catches for 305 yards with four touchdowns
- **Has scored touchdowns in each of the last three games**
- Caught a 4-yard touchdown in the late fourth quarter vs. #19 Missouri (11/22); had three catches for 10 yards
- **Scored career long 52-yard touchdown as part of career high 87 receiving yards** on three catches vs. Kentucky (11/15)
- **Game-tying touchdown catch on a 9-yard reception with 11 seconds left in regulation** at South Carolina (11/1) as part of two catches for 20 yards
- Career highs of six catches and 76 receiving yards vs. Chattanooga (10/11), both team highs in the game
- Four catches for 60 yards at #12/13 Georgia (9/27), including as 23-yard touchdown catch
- 12-game catch streak ended at #4/3 Oklahoma (9/13)
- **Had a catch in 12 consecutive games from Sept. 14, 2013 thru Sept. 6, 2014**
- Had a catch for 11 yards vs. Arkansas State (9/6)
- Opened 2014 with two catches for 41 yards in win over Utah State (8/31)
- Played in all 12 games, started seven times in 2013
- In 2013, was fourth on team in catches (18) and third in receiving yards (269) along with two touchdowns (at Oregon and at Kentucky)
- Two catches for 74 yards at Kentucky (11/30) including second touchdown on a 43-yard juggling catch; suffered broken collar bone on second catch of the game
- First career catch for first career touchdown on a 4-yard catch at #2 Oregon (9/14)
- Medical redshirt in 2012 after suffering a shoulder injury
- Played in three games as a true freshman, did not record any stats as he played both receiver and tight end

>> Full profile on Media Guide Page 46

CAREER STATS

Receiving	GP/GS	No	Yds	Avg	Per/G	TD	Long	High Yd
2012	3/0	0	0	0.0	0.0	0	--	--
2013	12/7	18	269	14.9	22.4	2	43-UK	74-UK
2014	11/1	21	305	14.5	27.1	4	52-UK	87-UK
Totals	26/8	39	574	14.7	22.1	6	52-UK	87-UK

CAREER HIGHS

Receptions	6 vs. Chattanooga, 10/11/14
Receiving Yards	87 vs. Kentucky, 11/15/14
Touchdowns	1 six times, last vs. Missouri, 11/22/14
Long Reception	52 vs. Kentucky, 11/15/14

GAME-BY-GAME

2013 Opp.	Rec-Yds-TD, Lg	2014 Opp.	Rec-Yds-TD, Lg
Austin Peay	0-0-0	Utah State	2-41-0, 27
W. Kentucky	0-0-0	Ark. State	1-11-0, 11
at Oregon	1-4-1, 4	at Oklahoma	0-0-0
at Florida	2-31-0, 24	at Georgia	4-60-1, 25
So. Alabama	3-50-0, 22	Florida	0-0-0
Georgia	2-25-0, 16	Chattanooga	6-76-0, 30
So. Carolina	1-23-0, 23	Ole Miss	0-0-0
at Alabama	2-12-0, 7	Alabama	0-0-0
at Missouri	2-32-0, 22	at So. Carolina	2-20-1, 11
Auburn	2-15-0, 8	Kentucky	3-87-1, 52
Vanderbilt	1-3-0, 3	Missouri	3-10-1, 8
at Kentucky	2-74-1, 43	at Vanderbilt	

#57 MACK CROWDER

OL, 6-2, 295, RJr., Bristol, Tenn.

- Starting center for Vols after backing up for two years
- Added on 15 pounds since 2013 season
- Started first 10 games at center in 2014
- Suffered leg injury vs. Kentucky (11/15) and missed the game vs. Missouri (11/22)
- Started opener vs. Utah State (8/31) at center for second-career start
- Represented Vols as SEC Media Days in 2014 with A.J. Johnson and Curt Maggitt
- Played in eight games in 2013 with one start on line

- First career start, a center, vs. #11 South Carolina (10/19)
- Backup center, played in two games in 2012
- As a true freshman did not played in a game in 2011

>> Full profile on Media Guide Page 48

CAREER STATS

Games Played/Started: 2012: 2/0; 2013: 8/1; 2014: 10/10; Career: 20/11

#43 MATT DARR

P, 6-1, 220, RSr, Bakersfield, Calif.

- Returns as one of 18 seniors, serving as starting punter
- In 11 games in 2014, punted 69 times for 41.9 average with 27 punts inside the 20-yard line and 17 punts of 50 or more yards
- **Has 15 punts of 50-plus yards in last eight games**
- **Has 19 punts inside the 20-yard line in last eight games**
- On Senior Night, booted six punts for 46.5 average with four landing inside the 20 and three inside the 10 with two punts of 50-plus yards vs. Missouri (11/22)
- Four punts for 43.5 average including two inside the 20-yard line, came vs. Kentucky (11/15)
- Punted five times for 41.8 average with two punts landing at the 10-yard line vs. #4 Alabama (10/25)
- **Career-high nine punts for 45.6 average with four punts of 50-plus yards**, three punts inside the 20-yard line vs. Ole Miss (10/18)
- Averaged 50.0 with three punts of 50-plus yards on four punts vs. Chattanooga (10/11)
- Career-long 61-yard punt vs. Florida (10/4), as part of eight punts for 43.0 average
- Posted 44.6 average at #12/13 Georgia (9/27), including three punts of 50-plus yards and four punts inside the 20-yard line
- Boomed six balls for 40.5 average with long of 51 vs. Arkansas State (9/6), two punts inside 20
- Punted eight times for 37.3 average vs. Utah State (8/31) in return to starting punting duties; equaled career-long with 53-yard punt on first punt of season
- Did not play in a game in 2013; served as backup punter to All-SEC performer Michael Palardy
- Began 2012 as starting punter, serving as starting punter in first six games. Punted 16 times 39.0 average with six punts inside 20

>> Full profile on Media Guide Page 49

CAREER STATS

Punting	GP/GS	No	Yds	Avg	TB	FC	I20	I10	50+	Blk	Long
2011	11/9	40	1525	38.1	2	16	10	4	3	0	53-Ark
2012	6/6	16	624	39.0	1	4	6	3	3	1	53-UGA
2013	0/0	0	0	0.0	0	0	0	0	0	0	--
2014	11/11	69	2890	41.9	7	27	27	10	17	0	61-UF
Totals	28/26	125	5039	40.3	10	47	43	17	23	1	61-UF

CAREER HIGHS

Punts	9 at Ole Miss, 10/18/14
Punting Average	50.0 vs. Chattanooga, 10/11/14
Longest Punt	61 vs. Florida, 10/4/14
Most 50-Yard Punts	4 at Ole Miss, 10/18/14
Punts Inside 20-Yd Line	4 at Georgia, 9/27/14 & vs. Missouri, 11/22/14
Punts Inside 10-Yd Line	3 vs. Missouri, 11/22/14
Long	61 vs. Florida, 10/4/14
Long Rush	30 vs. Buffalo, 10/1/11

GAME-BY-GAME

2011 Opp.	Punts-Yds-Avg, Lg
Montana	2-68-34.0, 37
Cincinnati	1-35-35.0, 35
at Florida	3-132-44.0, 52
Buffalo	1-29-29.0, 29
Georgia	4-169-42.2, 49
LSU	4-147-36.8, 41
at Alabama	DNP
South Carolina	2-74-37.0, 37
MTSU	5-190-38.0, 43
at Arkansas	6-225-37.5, 53
Vanderbilt	6-226-37.7, 52
at Kentucky	6-230-38.3, 42

2012 Opp. Punts-Yds-Avg, Lg

vs. NC State	5-193-38.6, 51
Ga. State	1-35-35.0, 35
Florida	4-178-44.5, 50
Akron	2-81-40.5, 45
at Georgia	3-124-41.3, 53, blk
at Miss State	1-13-13.0, 13

2014 Opp. Punts-Yds-Avg, Lg

Utah State	8-298-37.3, 53
Ark. State	6-243-40.5, 51
at Oklahoma	8-278-34.8, 39
at Georgia	8-357-44.6, 54
Florida	8-344-43.0, 61

Chattanooga	4-200-50.0, 54
at Ole Miss	9-410-45.6, 55, 4 50+, 3 120
Alabama	5-209-41.8, 48, 2 120
at So. Carolina	3-98-32.7, 55, 1 120
Kentucky	4-174-43.5, 53 2 120
Missouri	6-279-46.5, 55, 4 120, 2 50+

#11 JOSHUA DOBBS

QB, 6-3, 216, So., Alpharetta, Ga.

- 2-1 as Vols starting quarterback, as Tennessee averaging 38.7 points per game and racking up 478.3 yards of offense per game
- In four games this season, has compiled 1,287 total yards of offense and is responsible for 12 touchdowns (eight passing and four rushing)
- In four games, has thrown for 995 yards (246.2 per game) on 85-of-136 with eight passing touchdowns and rushed for 302 yards (75.5 per game) with four scores and a rushing two-point conversion
- Threw for 195 yards on 24-of-37 with a late touchdown pass vs. #19 Missouri (11/22), also ran in for 2-point conversion following that touchdown pass
- Manning Award Quarterback Of The Week for the second time (11/17) after the Kentucky game
- Picked up 345 yards of total offense with four touchdowns in win over Kentucky (11/15), threw for 297 yards on 19-of-27 with three touchdowns while running for 48 yards and a 9-yard touchdown
- Named National Player Of Week by Athlon Sports after dramatic comeback win at South Carolina (11/1)
- Named SEC Offense Player Of The Week (11/3)
- 247Sports National Performer Of The Week (11/3)
- Manning Award Quarterback Of The Week (11/3)
- Became first Tennessee player with 300 passing yards and 100 rushing yards in the same game at South Carolina (11/1) finishing with career highs of 301 passing yards and 166 rushing yards
- Rushing total of 166 at South Carolina set Tennessee record for rushing yards by a quarterback breaking Jimmy Streater's record of 150 vs. Cal in 1977
- Accounted for five touchdowns at South Carolina with three rushing TDs and two passing scores.
- Made 2014 season debut vs. Alabama (10/25) coming on in the third series. Went on to throw for 192 yards on 19-of-32 with two touchdown passes, also ran for 75 yards on 19 carries.
- 75 rushing yards vs. Alabama were the most by a Vols' quarterback since Tee Martin ran for 81 vs. Syracuse (9/5/1998)
- Added 27 pounds since freshman season
- Took over as Vols starting quarterback in 2013 on Oct. 29, became eighth true freshman to start at QB for Vols in 117-year history
- In 2013, played five games, with four starts, threw for 695 yards on 72-of-121 for a 59.5 completion percentage with two touchdowns and five interceptions
- Ran for 189 yards and a touchdown in five games, most rushing yards by a Vols' quarterback since Tee Martin (317) in 1999
- Threw for first two touchdowns of his career at Kentucky (11/30) as part of 14-of-23 game for 199 yards
- At Kentucky, ran for first career rushing touchdown for 40 yards (longest rushing TD by a Vols quarterback since Alan Cockrell in 1983); ran for 52 yards overall
- In first college start at #10 Missouri (11/2), threw for 240 yards on 26-of-42; completions and attempts mark are most by a Vols true freshman on his debut in history
- Ran for team-best 45 yards at Missouri, including 33-yard rush, which was longest by a true QB since Tee Martin (38 yards) in 1999
- Made debut at #1 Alabama (10/26), playing entire second half, throwing for 75 yards on 5-of-12; engineered first TD drive at Alabama for any opponent in 2013
- Most passing yards in a freshman debut since 2004; Erik Ainge (118) and Brent Schaeffer (123) vs. UNLV
- In his senior season, threw for 3,625 yards and 29 touchdowns while rushing for 419 yards and 10 touchdowns.
- 2013 Franklin D. Watkins Award winner as top African-American Scholar-Athlete in America
- 2013 Atlanta Journal Constitution Cup Recipient - Best All-Around AHS Senior
- Participated in 2012 Elite 11 in Redondo Beach, Calif.
- Starred in baseball; offered numerous scholarships
- Majoring in aerospace engineering

>> Full profile on Media Guide Page 50

CAREER STATS

Passing	GP/GS	Com	Att	TD	Int	Yds	Per/G	Long	High Yd
2013	5/4	72	121	2	6	695	139.0	43-UK	240-Miz
2014	4/3	85	136	8	3	985	246.3	52-UK	301-SC
Totals	9/7	157	257	10	9	1680	186.7	52-UK	301-SC

Rushing	GP/GS	No	Yds	Avg	Per/G	TD	Long	High Yd
2013	5/4	38	189	5.0	37.8	1	40-UK	52-UK
2014	4/3	70	302	4.3	75.5	4	36-SC	166-SC
Totals	9/7	108	491	4.5	54.6	5	40-UK	166-SC

CAREER HIGHS

Completions	26 at Missouri, 11/2/13
Attempts	42 at Missouri, 11/2/13
Passing Yards	301 at South Carolina, 11/1/14
Passing TDs	3 vs. Kentucky, 11/15/14
Rushing Attempts	24 at South Carolina, 11/1/14
Rushing Yards	166 at South Carolina, 11/1/14 (UT QB Record)
Rushing Touchdowns	3 at South Carolina, 11/1/14

GAME-BY-GAME STATISTICS

2013 Opp.	Comp	Att	TD	INT	Pct.	Yards	Lg	Run	Yds	TD	Lg
at Alabama	5	12	0	0	40.0	75	29	3	19	0	12
at Missouri	26	42	0	2	61.9	240	25	7	45	0	33
Auburn	16	25	0	1	64.0	128	30	10	50	0	32
Vanderbilt	11	19	0	2	57.9	53	23	11	23	0	14
at Kentucky	14	23	2	1	60.9	199	43	7	52	1	40

2014 Opp.	Comp	Att	TD	INT	Pct.	Yards	Lg	Run	Yds	TD	Lg
Alabama	19	32	2	1	59.4	192	28	19	75	0	30
at So. Carolina	23	40	2	1	57.5	301	42	24	166	3	36
Kentucky	19	27	3	0	70.3	297	52	10	48	1	13
Missouri	24	37	1	1	64.9	195	24	17	13	0	21

#85 BRENDAN DOWNS

TE, 6-5, 240, Sr., Bristol, Tenn.

- One of 18 seniors on Vols, seeing time as a backup tight end, playing in all 11 games with one catch for 12 yards
- For second year in a row, scored touchdown on first catch of year, hauling in 12-yard TD vs. Utah State (8/31)
- Starting tight end in 2013 after two years as a backup to current Oakland Raiders TE Mychal Rivera
- Played in all 12 games and started 11 games in 2013, made 12 catches for 70 yards including two touchdowns -- on his first two catches of year
- Three catches vs. #11 South Carolina (10/19/13)
- Opened 2013 with a 3-yard touchdown catch vs. Austin Peay (8/31/13), second-career touchdown
- In 2012, played in 10 games with a start after suffering a knee injury in preseason scrimmage
- First career TD on a 6-yard reception vs. Akron (9/22/12)

>> Full profile on Media Guide Page 51

CAREER STATS

Receiving	GP/GS	No	Yds	Avg	Per/G	TD	Long	High Yd
2011	8/1	3	34	11.3	4.2	0	21-UC	32-UC
2012	10/1	3	39	13.0	3.9	1	18-Miz	18-Miz
2013	12/11	12	70	5.8	5.8	2	17-SC	20-2x
2014	11/0	1	12	12.0	1.1	1	112-USU	12-USU
Totals	41/13	19	155	8.2	3.8	4	21-UC	32-UC

CAREER HIGHS

Receptions	3 vs. South Carolina, 10/19/13
Receiving Yards	32 vs. Cincinnati, 9/10/11
Touchdowns	1 on four occasions, last vs. Utah State, 8/31/14

GAME-BY-GAME

2011 Opp.	Rec-Yards-TD, Lg	2012 Opp.	Rec-Yards-TD, Lg
Montana	0-0-0	vs. NC State	DNP
Cincinnati	2-32-0, 21	Georgia State	DNP
at Florida	0-0-0	Florida	0-0-0
Buffalo	0-0-0	Akron	1-6-1, 6
Georgia	1-2-0, 2	at Georgia	0-0-0
LSU	0-0-0	at Miss State	0-0-0
at Alabama	0-0-0	Alabama	1-15-0, 15
South Carolina	DNP	at So. Carolina	0-0-0
MTSU	0-0-0	Troy	0-0-0
at Arkansas	DNP	Missouri	1-18-0, 18
Vanderbilt	DNP	at Vanderbilt	0-0-0
at Kentucky	DNP	Kentucky	0-0-0

2013 Opp.	Rec-Yards-TD, Lg	2014 Opp.	Rec-Yards-TD, Lg
Austin Peay	1-3-1, 3	Utah State	1-12-1, 12
W. Kentucky	1-1-1, 1	Ark. State	0-0-0
at Oregon	2-18-0, 14	at Oklahoma	0-0-0
at Florida	1-0-0, 0	at Georgia	0-0-0
So. Alabama	2-20-0, 14	Florida	0-0-0
Georgia	0-0-0	Chattanooga	0-0-0
So. Carolina	3-20-0, 17	at Ole Miss	0-0-0
at Alabama	0-0-0	Alabama	0-0-0
at Missouri	0-0-0	at So. Carolina	0-0-0
Auburn	0-0-0	Kentucky	0-0-0
Vanderbilt	1-3-0, 3	Missouri	0-0-0
at Kentucky	1-5-0, 5	at Vanderbilt	

#48 ALEX ELLIS

TE, 6-4, 238, R.Jr., Del Mar, Del.

- Co-backup at tight end, with Daniel Helm, to freshman starter Ethan Wolf; played in all 11 games with one start
- Has six catches for 115 yards, with at least one in each of last five games
- Caught first college touchdown on a 31-yard pass from holder Patrick Ashford on a fake field goal vs. #19 Missouri (11/22)
- In first start, had two catches for 26 yards in win over Kentucky (11/15)
- Third catch came for 24 yards at South Carolina (11/1)
- Second catch came for 25 yards vs #4 Alabama (10/25)
- First catch of career for nine yards at #9 Ole Miss (10/18)
- Recovered an on-sides kick in fourth quarter vs. Arkansas State (9/6) to help secure 34-19 win
- One of 32 to make Tennessee debut vs. Utah State (8/31)
- Fourth year in the program did not play in a game until 2014, battling injuries for most of 2013
- Joined team in 2011
- Played football and lacrosse at Del Mar H.S., in Delaware
- SEC Academic Honor Roll member; Biomedical Engineering major

>> Full profile on Media Guide Page 52

CAREER STATS

Receiving	GP/GS	No	Yds	Avg	Per/G	TD	Long	High Yd
2014	11/1	6	115	19.2	10.5	1	31-Miz	31-Miz

CAREER HIGHS

Receptions	2 vs. Kentucky, 11/15/14
Receiving Yards	31 vs. Missouri, 11/22/14
Touchdowns	1 vs. Missouri, 11/22/14

GAME-BY-GAME

2014 Opp.	Rec-Yards-TD, Lg	2014 Opp.	Rec-Yards-TD, Lg
Utah State	0-0-0	at Ole Miss	1-9-0, 9
Ark. State	0-0-0	Alabama	1-25-0, 25
at Oklahoma	0-0-0	at S.Carolina	1-24-0, 24
at Georgia	0-0-0	Kentucky	2-26-0, 17
Florida	0-0-0	Missouri	1-31-1, 31
Chattanooga	0-0-0	at Vanderbilt	

#22 MALIK FOREMAN

DB, 5-10, 190, So., Kingsport, Tenn.

- Reserve in secondary, also seeing action on special teams as a kick returner and coverage man
- Played in all 11 games and has five tackles and three kick-off returns for 52 yards
- Had a 23-yard kickoff return at South Carolina (11/1)
- First kickoff returns came vs. Chattanooga (10/11) with two returns for 29 yards, also had two tackles
- Tackles at Georgia (9/27) and vs. Arkansas State (9/6)
- As a true freshman was a backup cornerback in 2013
- Played in 10 games; made 10 tackles with a TFL
- Intercepted first career pass in college debut vs. Austin Peay (8/31). Became first Vol true freshman since Dwayne Goodrich (8/31/1996) to have an interception in season opener. Finished with three tackles in debut
- Rated three-star by Rivals, 247Sports and ESPN
- Named to the Tennessee Sports Writers Association Class 6A All-State Football Team
- After an injury to the team's quarterback, moved over to the backfield where he threw for 586 yards and four touchdowns while also rushing for 1,270 yards and 17 touchdowns (12.3 yards/carry)

>> Full profile on Media Guide Page 53

CAREER STATS

Defense	GP/GS	UT	AT	TT	Sack	TFL	FF	FR	PD	Int	High Tk
2013	10/0	6	4	10	0-0	1-3	0	0	1	1-4	3-2x
2014	11/0	3	2	5	0-0	0-0	0	0	1	0-0	2-UTC
Totals	20/0	9	6	15	0-0	1-3	0	0	2	1-4	3-2x

Kick Returns	GP/GS	No	Yds	Avg	Per/G	TD	Long	High Yd
2014	11/0	3	52	17.3	5.2	0	23-SC	29-UTC

CAREER HIGHS

Tackles	3 vs. Austin Peay, 8/31/13 & vs. Auburn, 11/9/13
Tackle For Loss	1 at Alabama, 10/26/13
Interceptions	1 vs. Austin Peay, 8/31/13
Kickoff Returns	2 vs. Chattanooga, 10/11/14
Kickoff Return Yards	29 vs. Chattanooga, 10/11/14
Long Kickoff Return	23 at South Carolina, 11/1/14

GAME-BY-GAME

2013 Opp.	U-A-T, Other	2014 Opp.	U-A-T, Other / KR
Austin Peay	3-0-3, 1-4 int, pd	Utah State	0-0-0
W. Kentucky	0-0-0	Ark. State	1-0-1
at Oregon	0-0-0	at Oklahoma	0-0-0
at Florida	DNP	at Georgia	1-0-1
So. Alabama	DNP	Florida	0-0-0
Georgia	0-0-0	Chattanooga	0-2-2 / 2-29-0, 15

So. Carolina	DNP	at Ole Miss	1-0-1
at Alabama	1-0-1, 1-3 tfl	Alabama	0-0-0
at Missouri	1-0-1	at So. Carolina	0-0-0 / 1-23-0, 23
Auburn	1-2-3	Kentucky	0-0-0
Vanderbilt	0-0-0	Missouri	0-0-0 pbu
at Kentucky	0-2-2	at Vanderbilt	

#59 MATT GIAMPAPA

LS, 6-0, 211, R.Jr., Jackson, Tenn.

- Starting snapper in 2014, snapping on all 69 punts and 58 kicks
 - Third year with Vols, backed up J.R. Carr in 2012-13
 - One of 32 to make Tennessee debut vs. Utah State (8/31), snapping on all eight punts and seven kicks
 - Returned to homestate after serving as starting long snapper at Michigan State in 2011, snapping all 13 games
- >> Full profile on Media Guide Page 54

CAREER STATS

Games Played/Started: 2011 (MSU): 13/13; 2012: 0/0; 2013: 0/0; 2014: 11/11; **Career:** 24/24

#65 JACOB GILLIAM

Pronounced (gill-UM)

OL, 6-4, 297, R.Sr., Knoxville, Tenn.

- Tremendous story of perseverance returning to action with ACL knee injury after five weeks**
 - Suffered ACL injury in opener vs. Utah State (8/31), missed five games before returning to action at #3 Ole Miss (10/18)
 - Started five games, playing in six overall in 2014
 - Started last four games at right tackle after returning
 - Started at right tackle vs. #4 Alabama (10/25), 55 days (eight weeks) after suffering a torn ACL in the season opener
 - Returned to practice in early October a little more than a month since suffering injury
 - First career start, at left tackle, came in 2014 opener vs. Utah State (8/31)
 - Earned scholarship from program & Coach Jones on May 21, 2014, while sitting poolside in Farragut
 - Local product from Farragut HS, made college debut in 2012 finale vs. Kentucky (11/24)
 - Played left tackle at Farragut HS, earned All-District and All-KIL accolades as a senior
- >> Full profile on Media Guide Page 55

CAREER STATS

Games Played/Started: 2010: 0/0; 2011: 0/0; 2012: 1/0; 2013: 2/0; 2014: 6/5; **Career:** 9/5

#80 DANIEL HELM

TE, 6-4, 240, Fr., Chatham, Ill.

- Listed as co-backup, with junior Alex Ellis, at tight end to fellow freshman Ethan Wolf
 - Played in all 11 games, with six catches for 37 yards
 - Drew second start vs. Kentucky (11/15) and had a catch for 10 yards
 - Made a 12-yard catch in fourth quarter at South Carolina (11/1)
 - Two catches for 16 yards vs. Florida (10/4)
 - Caught Vols 2-point conversion in the fourth quarter at #12/13 Georgia (9/27) as Vols made late rally
 - Drew first start in place of Wolf, at #4/3 Oklahoma (9/13)
 - One of 21 true freshmen to debut vs. Utah State (8/31), made one catch
 - Consensus 4-star prospect at Glenwood H.S., in Illinois
 - Played in 2014 Offense-Defense All-American Bowl
 - Chicago Tribune All-State Second Team in 2013
 - Honored with the Midwest's 'Chip Off The Old Block' award and Rotary Lombardi Award
 - Had 5.3 grade point average, while being home-schooled
- >> Full profile on Media Guide Page 56

CAREER STATS

Receiving	GP/GS	No	Yds	Avg	Per/G	TD	Long	High Yd
2014	11/2	6	37	6.2	3.4	0	13-UF	16-UF

CAREER HIGHS

Receptions 2 vs. Florida, 10/4/14
Receiving Yards 16 vs. Florida, 10/4/14
2-Point Conversion Reception 1 at Georgia, 9/27/14

2014 Opp.	Rec-Yards-TD, Lg	2014 Opp.	Rec-Yards-TD, Lg
Utah State	1-0-0, 0	at Ole Miss	0-0-0
Ark. State	0-0-0	Alabama	0-0-0
at Oklahoma	0-0-0	at So. Carolina	1-12-0, 12
at Georgia	0-0-0, 2-pt conv rec.	Kentucky	1-10, 10
Florida	2-16-0, 13	Missouri	1-1-0, -1
Chattanooga	0-0-0	at Vanderbilt	

#8 DEWAYNE HENDRIX

DL, 6-4, 275, Fr., O'Fallon, Ill.

- Backup at defensive end to fellow true freshman Derek Barnett, played in six games with two tackles
 - One of 21 true freshmen to debut vs. Utah State (8/31), making one tackle
 - Consensus 4-star; 2013 Semper Fidelis All-American Bowl
 - 2013 Chicago Tribune Second Team All-State selection
 - 60 tackles including 9.0 tackles for a loss as a senior while also recording eight sacks
 - Also had 60 tackles as a junior in 2012, including 7.0 tackles for a loss
- >> Full profile on Media Guide Page 56

CAREER STATS

Defense	GP/GS	UT	AT	TT	Sack	TFL	FF	FR	PD	Int	High Tk
2014	6/0	1	1	2	0-0	0-0	0	0	0	0-0	1-2x

CAREER HIGHS

Tackles 1 vs. Utah State, 8/31/14 & vs. Chattanooga, 10/11/14

GAME-BY-GAME

2014 Opp.	U-A-T, Other	2014 Opp.	U-A-T, Other
Utah State	1-0-1	at Ole Miss	0-0-0
Ark. State	0-0-0	Alabama	DNP
at Oklahoma	DNP	at So. Carolina	0-0-0
at Georgia	DNP	Kentucky	0-0-0
Florida	DNP	Missouri	DNP
Chattanooga	0-1-1	at Vanderbilt	

#2 ALTON 'PIG' HOWARD

WR, 5-8, 187, Jr., Orlando, Fla.

- Leads team in catches (47) and in receiving yards (534), playing 11 games with seven starts
 - Has a catch in each of last 31 games he has played**
 - Has three total touchdowns, two rushing and one receiving
 - Also rushed 12 times for 64 yards and two touchdowns
 - Season-best eight catches for 90 yards vs. Missouri (11/22), has 19 catches for 179 yards in last meetings
 - Team-high four catches for 43 yards in win over Kentucky (11/15)
 - First 100-yard receiving game of career with five catches for 109 yards** at South Carolina (11/1), also rushed four times for 29 yards including 1-yard rushing score
 - Four catches for 49 yards vs. #4 Alabama (10/25)
 - Team-high six catches for 79 yards vs. Florida (10/4)
 - Four catches for 46 yards including 31-yard touchdown reception at #12/13 Georgia (9/27)
 - Made four catches for 22 yards at #4/3 Oklahoma (9/13)
 - Three catches for 30 yards vs. Arkansas State (9/6)
 - Opened 2014 with team-best six catches for 37 yards, also scored first career rushing touchdown -- the Vols first score of the season -- in win over Utah State (8/31)
 - In 2013, played in 11 games, with 10 starts, **led team with 44 catches** for 388 yards (second on team) and **team-best three** receiving TDs; Rushed 18 times for 93 yards
 - Career-high 11 catches for career-best 89 yards** at #10 Missouri (11/2); **11 catches tied for fifth-most in a game in UT history and most since Kelley Washington had 11 vs. LSU (9/29/2001)**
 - Racked up career-high 116 all-purpose yards with four catches for 70 yards and six carries for 46 yards in OT loss to #6 Georgia (10/5)
 - In 2012, played in 10 games, one of 10 true freshmen to see action; saw action at receiver and as a Wildcat QB
 - Had 13 catches for 54 yards and 14 carries for 44 yards; also threw one pass for a 13-yard touchdown
 - Threw first career pass for a 13-yard touchdown at #17 South Carolina (10/27/12); TD pass at South Carolina was first by a non-quarterback since Lucas Taylor in 2007
- >> Full profile on Media Guide Page 57

CAREER STATS

Receiving	GP/GS	No	Yds	Avg	Per/G	TD	Long	High Yd
2012	10/0	13	54	4.2	5.4	1	16-Mizz	18-Akr
2013	11/10	44	388	8.8	35.3	3	33-UGA	89-Miz
2014	11/7	47	534	11.4	48.5	1	31-2x	109-SC
Totals	32/17	104	976	9.4	30.5	5	33-UGA	109-SC

Rushing	GP/GS	No	Yds	Avg	Per/G	TD	Long	High Yd
2012	10/0	14	44	3.1	4.4	0	16-MSU	30-MSU
2013	11/10	18	93	5.2	8.5	0	20-WKU	46-UGA
2014	11/7	12	64	5.3	5.8	2	18-SC	29-SC
Totals	32/17	44	201	4.6	6.3	2	20-WKU	46-UGA

CAREER HIGHS

Rushes 6 vs. Georgia, 10/5/13
Rushing Yards 46 vs. Georgia, 10/5/13
Rushing Touchdowns 1 vs. Utah St., 8/31/14 & at S.Carolina, 11/1/14
Receptions 11 at Missouri, 11/2/13

Receiving Yards 109 at South Carolina, 11/1/14
Receiving Touchdowns 1 five times, last at Georgia, 9/27/14

GAME-BY-GAME

2012 Opp.	Rush-Yds-TD, Lg	Rec-Yds-TD, Lg	Passing
Florida	0-0-0	0-0-0	
Akron	1-3-0, 3	2-18-0, 13	
at Georgia	1-0-0, 0	1-(-2)-0, -2	
at Miss State	4-30-0, 16	1-5-0, 5	
Alabama	2-3-0, 3	1-4-0, 4	
at S.Carolina	1-1-0, 1	2-15-0, 10	1-1-13, 13-yd TD pass
Troy	1-11-0, 11	2-9-0, 7	
Missouri	1-2-0, 2	1-16-1, 16	
at Vanderbilt	2-(-5)-0, 1	2-(-9)-0, 0	
Kentucky	1-(-1)-0, -1	1-(-2)-0, -2	

2013 Opp. Rush-Yds-TD, Lg Rec-Yds-TD, Lg

Austin Peay	1-7-0, 7	3-29-1, 13
W. Kentucky	1-20-0, 20	1-8-0, 8
at Oregon	DNP-INJ	
at Florida	2-2-0, 7	4-75-1, 29
So. Alabama	0-0-0	3-36-0, 22
Georgia	6-46-0, 16	4-70-0, 33
So. Carolina	1-(-3)-0, -3	8-33-0, 12
at Alabama	1-1-0, 1	2-4-0, 6
at Missouri	0-0-0	11-89-0, 17
Auburn	1-(-1)-0, -1	4-13-0, 8
Vanderbilt	2-15-0, 14	2-23-0, 23
at Kentucky	3-6-0, 6	2-8-0, 5

2014 Opp. Rush-Yds-TD, Lg Rec-Yds-TD, Lg

Utah State	2-9-1, 8	6-37-0, 14
Ark. State	0-0-0	3-30-0, 20
at Oklahoma	0-0-0	4-22-0, 19
at Georgia	1-8-0, 8	4-46-1, 31
Florida	1-5-0, 5	6-79-0, 25
Chattanooga	2-13-0, 8	1-5-0, 5
at Ole Miss	0-0-0	2-24-0, 19
Alabama	0-0-0	4-49-0, 28
at S.Carolina	4-29-1, 18	5-109-0, 31
Kentucky	2-0-0, 2	4-43-0, 19
Missouri	0-0-0	8-90-0, 24

#1 JALEN HURD

RB, 6-3, 227, Fr., Hendersonville, Tenn.

- Third-leading freshman rusher in SEC (68.7 yd/game)**
- Named SEC Freshman of the Week (9/8) after Arkansas State game**
- Vols leading rusher with 169 carries for 756 yards and three rushing touchdowns in 11 games with seven starts
- Also has 33 catches for 217 yards with two receiving touchdowns
- Rushed for 100 yards three times (Georgia, South Carolina and Kentucky), most 100-yard rushing games by a true freshman since Jamal Lewis' seven in 1997**
- Rushing total of 756 yards is third-most in a single-season by a true freshman in Tennessee history;** No. 2 James Stewart (908 in 1991) and No. 1 Jamal Lewis (1,364 in 1997)
- Gained 40 yards both rushing and receiving vs. #19 Missouri (11/22)
- Ran for 118 yards including third touchdown of the season in win over Kentucky (11/15)
- Ran for 125 yards at South Carolina (11/1), most by a Vols' true freshman since Jamal Lewis had 127 in the 1997 SEC Championship Game;** also had team-Obest seven catches for 58 yards including 21-yard fourth-quarter touchdown
- Ran for 59 yards and led Vols with six catches for 27 yards vs. #4 Alabama (10/25)
- Ran for 40 yards on 13 carries and had two catches for 19 yards at #3 Ole Miss (10/18)
- First start game vs. Florida (10/4), ran for 39 yards
- Posted 119 rushing yards on 24 carries with a touchdown at #12/13 Georgia (9/27); yardage was most by a Vols' true freshman since Jamal Lewis had 127 in the 1997 SEC Championship Game and first by a UT true freshman since Bryce Brown (2009)**
- Ran for 97 yards at #4/3 Oklahoma (9/13)
- First rushing touchdown on 4-yard rush as he picked up 83 yards on 23 carries vs. Arkansas State (9/6)
- Scored first career touchdown on a 15-yard reception in season opener vs. Utah State (8/31); ran 11 times for 29 yards and finished with two catches for 16 yards
- One of first four Vols to have black stripes removed in '14 (Derek Barnett, Emmanuel Moseley, Ethan Wolf) on Aug. 10
- 5-star recruit, rated as #1 prospect in Tennessee in 2013
- Played in one game as a senior at Beech Senior H.S., before suffering a shoulder injury that ended his 2013 season prematurely
- Ran for 177 yards and three touchdowns on offense and

had eight tackles and an interception in his lone prep game of 2013

- Named Tennessee State Mr. Football in 2012
 - Earned First Team All-State from Tennessee Sports Writers as a junior
 - As a junior in 2012, ran for Tennessee state-record 3,357 yards and 43 touchdowns
 - Set state record with 294 points scored as a junior
 - Averaged 240 yards per game and 10.58 yards per carry in 2012
 - Had 200-plus yards in nine games as a junior, including three games with at least 390 yards on the ground
 - Piled up single-game rushing totals of 451, 396 and 394 as a junior
 - Ran for Tennessee title-game records of 394 yards and seven touchdowns in 2012 championship, a 56-35 Beech win over Columbia Central
 - Led Beech to 2012 state title with a perfect 15-0 record
- >> Full profile on Media Guide Page 58

CAREER STATS

Rushing	GP/GS	No	Yds	Avg	Per/G	TD	Long	High Yd
2014	11/7	169	756	4.5	68.7	3	43-OU	125-SC

Receiving	GP/GS	No	Yds	Avg	Per/G	TD	Long	High Yd
2014	11/7	33	217	6.6	19.7	2	30-OU	58-SC

CAREER HIGHS

Rushes	24 at Georgia, 9/27/14 & vs. Kentucky, 11/15/14
Rushing Yards	125 at South Carolina, 11/1/14
Rushing Touchdowns	1 three times, last vs. Kentucky, 11/15/14
Receptions	7 at South Carolina, 11/1/14
Receiving Yards	58 at South Carolina, 11/1/14
Receiving Touchdowns	1 vs. Utah St, 8/31/14 & at S.Carolina, 11/1/14

2014 Opp.	Rush-Yds-TD, Lg	Rec-Yds-TD, Lg
Utah State	11-29-0, 7	2-16-1, 15
Ark. State	23-83-1, 12	0-0-0
at Oklahoma	14-97-0, 43	2-24-0, 30
at Georgia	24-119-1, 19	3-19-0, 18
Florida	10-39-0, 11	4-3-0, 9
Chattanooga	2-7-0, 7	0-0-0
at Ole Miss	13-40-0, 17	2-19-0, 13
Alabama	16-59-0, 12	6-27-0, 11
at So. Carolina	21-125-0, 16	7-58-1, 21
Kentucky	24-118-1, 14	1-11-0, 11
Missouri	11-40-0, 17	6-40-0, 11

TENNESSEE TRUE FRESHMEN RECORDS

Rushing Yards By True Fresh	100-Yard Rush Games By True Fr.
1. Jamal Lewis (1997) 1,364	1. Jamal Lewis (1997) 7
2. James Stewart (1991) 939	2. James Stewart (1991) 6
3. Jalen Hurd (2014) 756	3. Jalen Hurd (2014) 3
4. Aaron Hayden (1991) 704	- Aaron Hayden (1991) 3

#75 MARCUS JACKSON

OL, 6-2, 306, R.Jr., Vero Beach, Fla

- Starting at left guard in fourth year in program, most experienced lineman on the team
 - Started 10 games overall including first seven games in 2014 at left guard
 - Returned to action at South Carolina (11/1), starting at left guard
 - Sat out game vs. #4 Alabama (10/25) with leg injury
 - Returned to start in 2014 opener vs. Utah State (8/31)
 - Did not play in any games in 2013 season, as a redshirt
 - Played in all 12 games in 2012 as a backup to Miami Dolphins draft pick Dallas Thomas
 - 2011 Phil Steele First-Team Freshman All-American
 - 2011 SEC Coaches All-Freshman Offensive Line
 - Played in all 12 games as one of 16 true freshman to play for Vols in 2011
 - Started last five games at left guard for the Vols
- >> Full profile on Media Guide Page 58

CAREER STATS

Games Played/Started: 2011: 12/5; 2012: 12/0; 2013: 0/0; 2014: 10/10;
Career: 34/15

#45 A.J. JOHNSON

LB, 6-2, 245, Sr., Gainesville, Ga.

- Suspended from all team activities on Nov. 17
- 2014 Butkus Award Semifinalist
- 2014 Lott IMPACT Quarterfinalist
- 2014 Preseason Coaches & Media All-SEC First-Team
- 2014 Phil Steele Preseason First Team All-American
- 2014 Lindy's Sports Preseason First team All-American
- 2014 Sporting News Preseason 3rd Team All-American
- 2014 Athlon Preseason Second Team All-American
- 2014 Rotary Lombardi Award Watch List

- **2014 Nagurski Watch List**
 - **2014 Bednarik Award Watch List**
 - **Tennessee all-time leader in career assisted tackles at UT with 207;** breaking the record of Andy Spiva (193)
 - **Fourth player in UT history with 400 career tackles**
 - **Second in career total tackles at UT with 425;** No. 1 is Andy Spiva (547)
 - **Has 425 career tackles including 30.5 tackles for loss**
 - **23 games with double-figure tackles in 46 career games**
 - **Has a chance to become first Vol to led team in tackles for three consecutive season in program history**
 - **Leads SEC in tackles per game (10.1), 18th in FBS**
 - **Leads Vols in tackles in 2014 with 101;** also has 9.0 tackles for loss, tied for third on UT
 - Has five quarterback hurries, three passes defended; two fumble forced and an interception
 - **Lott IMPACT Award Player Of The Week (11/3)**
 - Posted 10 tackles, 23rd career double-figure tackle game, at South Carolina (11/1)
 - **Became fourth UT player to have 400 career tackles and set school record for assisted tackles on the same play with a half-sack late in the first half at #3 Ole Miss (10/18);** finished game with 10 tackles and career-highs of 2.5 TFLs and 1.5 sacks
 - Nine tackles including a 10-yard TFL along with the forced fumble vs. Chattanooga (10/11)
 - Made 13 tackles with a TFL vs. Florida (10/14), giving him 40 tackles in his career vs. the Gators
 - **Piled up 17 tackles, the second-most in a game in his career in homecoming at #12/13 Georgia (9/27)**
 - Team-high 11 tackles with 2.0 TFLs and a blocked field goal at #4/3 Oklahoma (9/13)
 - Nine tackles with one TFL and a pass break-up vs. Arkansas State (9/6)
 - Began senior year with nine tackles and **first interception**, also forced a fumble vs. Utah State (8/31); **finished the win by leading the band in playing of Rocky Top**
 - **2013 National Strength & Conditioning All-American**
 - **2013 Associated Press All-SEC First Team**
 - **2013 SEC Coaches First Team All-SEC**
 - **2013 SEC Coaches Preseason First Team All-SEC**
 - **2013 Rotary Lombardi Award Watch List**
 - **2013 Butkus Award Watch List**
 - **2013 Bronko Nagurski Trophy Preseason Watch List**
 - **2013 Bednarik Award Watch List**
 - **2013 Lott Trophy Watch List**
 - **Led Vols in tackles with 106 in 2013**
 - **Third in SEC in tackles per game with 8.8**
 - **Led team lead in TFLs with 8.5 for 17 yards**
 - **Five double-figure tackle games in 2013 including four of last seven games**
 - Led team in tackles with season-best 13 vs. Vanderbilt (11/23) including 2.0 TFLs, a forced fumble
 - **2012 All-SEC Coaches Second Team**
 - In 2012, led SEC and UT with 138 tackles (fourth-most in NCAA) in 12 starts in 2012, also had team-high 8.5 TFLs for 25 yards, first career sack
 - Posted most tackles by a Vol since Jerod Mayo made 140 in 2007.
 - Fourth in NCAA, first SEC in tackles per game (11.5)
 - With 21 tackles at Miss State, had most stops by a Vol in 48 years, since Keith DeLong had 23 vs. Alabama in 1988
 - Rushed 12 times for 21 yards with team-high six touchdowns out of 'The Beast' a Wildcat QB formation
 - Career-high 21 tackles, most by a Vol since 1988, at #19 Mississippi State (10/13/12), had 1.5 TFLs
 - As a Wildcat QB (which he played in HS) rushed twice vs. Florida (9/15/12) and scored first career touchdown on a 1-yard rush; also had 11 tackles and 6-yard TFL
 - It was fitting that Johnny Majors, who played multiple positions, had his jersey No. 45 retired vs. Florida
 - **2011 Consensus First-Team Freshman All-American (Yahoo! Sports, Sporting News, Fox Sports, Phil Steele)**
 - **2011 SEC Coaches All-Freshman Linebacker**
 - Led all SEC freshmen in tackles with 80 in 2011
 - With 80 tackles, had second-most stops by a true freshman in a season in UT history behind only Eric Berry, who had 86 in 2007
 - Only true freshman to have three double-figure tackle games in a season (Eric Berry had two in 2007) with 10-plus in three games in a row (10/15-29)
 - Had 36 tackles in three-game span in 2011 (12.0 per game) vs. #1 LSU, #2 Alabama and #14 South Carolina
 - Was named the SEC Freshman of the Week after racking up 13 tackles at #2 Alabama (10/22/11), the second-most tackles by a true freshman in a game in UT history (record Eric Berry, vs. Kentucky in 2007)
 - Along with Curt Maggitt, believed to be first true freshman to start at LB for UT in season opener
- >> Full profile on Media Guide Page 65

CAREER STATS

Defense	GP/GS	UT	AT	TT	Sack	TFL	FF	FR	QH	Int	High Tk
2011	12/10	37	43	80	0-0	4.5-7	1	2	0	0-0	13-Ala
2012	12/12	63	75	138	1-10	8.5-25	0	1	8	0-0	21-MSU
2013	12/12	60	46	106	0-0	8.5-17	0	1	3	0-0	13-VU
2014	10/10	58	43	101	2-12	9-40	2	0	5	1-23	17-UGa
Totals	46/44	218	207	425	3-22	30.5-89	3	4	16	1-23	21-MSU

Rushing	GP	No	Yds	Avg	Per/G	TD	Long	High Yd
2012	12	12	21	1.8	1.8	6	4-2x	6-Ala
2013	12	0	0	0	0	0	--	--
2014	10	1	0	0.0	0.0	0	0-Ala	0-Ala
Totals	46	13	21	1.6	0.5	6	4-2x	6-Ala

CAREER HIGHS

Tackles	21 at Mississippi State, 10/13/12
Forced Fumble/Fumble Recovery	1 at Florida, 9/17/11
Tackles for Loss	2.5 at Ole Miss, 10/18/14
Sacks	1.5 at Ole Miss, 10/18/14
20-Tackle Games	21 at Mississippi State, 10/13/12
10-Tackle Games	23 times, last 10 at South Carolina, 11/1/14
Rushing Yards	5 vs. Florida, 9/15/12
Touchdowns	1 six times, last vs. Kentucky, 11/24/12

TENNESSEE CAREER LEADERS

Total Tackles	Assisted Tackles
1. Andy Spiva (1973-76) 547	1. A.J. Johnson (2011-14) 207
1. A.J. Johnson (2011-14) 425	2. Andy Spiva (1973-76) 193
2. Jamie Rotella (1970-72) 413	3. Jamie Rotella (1970-72) 181
4. Earnest Fields (1987-91) 407	4. Rico McCoy (2006-09) 163
5. Greg Jones (1974-77) 377	5. Earnest Fields (1987-91) 149

GAME-BY-GAME

2011 Opp.	U-A-T, Other	2012 Opp.	U-A-T, Other
Montana	0-3-3, 0.5-0 tfl	vs. NC State	3-1-4
Cincinnati	0-1-1, 0.5-0 tfl	Ga. State	2-3-5, qh
at Florida	7-0-7, ff, fr	Florida	6-5-11, 1-6 tfl; 2-5 TD rush
Buffalo	1-5-6, 1-1 tfl	Akron	5-6-11, qh; 2-2 TD rush
Georgia	1-3-4	at Georgia	2-9-11, 1-1 tfl, fr; 1-1 TD rush
LSU	4-7-11	at Miss State	4-17-21, 1.5-3 tfl
at Alabama	5-8-13, 1.5-1 tfl	Alabama	4-10-14, 3-6 TD rush
South Carolina	6-6-12, fr	at S. Carolina	9-2-11, 2-2 rush
MTSU	5-0-5	Troy	9-4-13, 1-2 tfl, qh
at Arkansas	1-4-5	Missouri	5-6-11, pd
Vanderbilt	2-2-4	at Vanderbilt	6-6-12, 2-2 tfl, qh
at Kentucky	5-4-9, 1-4 tfl	Kentucky	8-6-14, 1-10 sk, 2-11 tfl, qh; 1-2 TD rush

2013 Opp.	U-A-T, Other	2014 Opp.	U-A-T, Other
Austin Peay	1-1-2	Utah State	5-4-9, 1-23 int, ff, qh
W. Kentucky	3-5-8, 1-1 tfl, qh	Ark. State	7-2-9, 1-1 tfl, pbu, qh
at Oregon	2-5-7	at Oklahoma	5-6-11, 2-4 tfl, blk fg
at Florida	7-3-10, 1-2 tfl	at Georgia	9-8-17, 0.5-1 tfl
So. Alabama	3-5-8, 1-1 tfl, pd, qh	Florida	10-3-13, 1-4 tfl
Georgia	6-6-12, 1.5-3 tfl	Chattanooga	5-4-9, 1-10 tfl, qh
So. Carolina	6-2-8	at Ole Miss	7-3-10, 1.5-9 sk, 2.5-13 tfl
at Alabama	4-6-10, qh	Alabama	3-5-8, 0.5-4 tfl 1-Orush
at Missouri	6-5-11	at So. Carolina	6-4-10, qh
Auburn	7-1-8, 1-3 tfl	Kentucky	1-4-5, 0.5-3 sk, 0.5-3 tfl
Vanderbilt	8-5-13, 2-5 tfl, pd	Missouri	DNP
at Kentucky	6-3-9, 1-2 tfl	at Vanderbilt	

#44 JAKOB JOHNSON

LB, 6-4, 240, Fr., Stuttgart, Germany

- Native of Stuttgart, Germany, who has played two seasons of American football after one season at Jean Ribault High School in Jacksonville, Fla.
 - Played in 10 games with one start this season making nine tackles
 - Drew first college start vs. Missouri (11/22), making three tackles
 - Made first four college tackles vs. Chattanooga (10/11)
 - Four-star recruit after one season of American football making 112 tackles with 15 tackles for loss and six sacks
 - Moved to the United States in July 2012
 - Wears No. 44 to honor high school teammate who passed away during school
- >> Full profile on Media Guide Page 62

CAREER STATS

Defense	GP/GS	UT	AT	TT	Sack	TFL	FF	FR	QH	Int	High Tk
2014	10/1	5	4	9	0-0	0-0	0	0	1	0-0	4-UTC

CAREER HIGHS

Tackles	4 vs. Chattanooga, 10/11/14		
2014 Opp.	U-A-T, Other	2014 Opp.	U-A-T, Other
Utah State	DNP	at Ole Miss	0-0-0
Ark. State	0-0-0	Alabama	0-0-0
at Oklahoma	0-0-0	at So. Carolina	0-0-0
at Georgia	0-0-0	Kentucky	1-1-2
Florida	0-0-0	Missouri	1-2-3, qh
Chattanooga	3-1-4	at Vanderbilt	

#4 LaTROY LEWIS

DL, 6-4, 257, RSo., Akron, Ohio

- Backing up at defensive end for second year
- Played in all 11 games, has eight tackles, with 5.0 TFLs and a sack
- Two tackles including a 2-yard TFL vs. Kentucky (11/15)
- Three tackles with a 12-yard TFL vs. Chattanooga (10/11)
- TFL for four yards and forced a fumble at #12/13 Georgia (9/27)
- One stop for a loss vs. Arkansas State (9/6)
- First career sack for five yards in opener vs. Utah State (8/31)
- In 2013, played in six games; making four tackles
- Made college debut vs. Austin Peay (8/31) and racked up three tackles including a TFL
- Came off redshirt season as a true freshman in 2012
- Named to the Butkus Award watch list prior to his senior campaign at Archbishop Hoban High School, but suffered a broken bone in his foot during the second game which forced him to miss the remainder of the season
- Team All-Ohio and First Team All-Akron accolades after recording 96 tackles and nine sacks

>> Full profile on Media Guide Page 68

CAREER STATS

Defense/GP/GS	UT	AT	TT	Sack	TFL	FF	FR	QH	Int	High Tk
2013	6/0	3	1	4	0-0	1-1	0	0	0	3-APSU
2014	11/0	6	2	8	1-5	5-24	1	0	1	0-0
Totals	17/0	9	3	12	1-5	6-25	1	0	1	0-0

CAREER HIGHS

Tackles	3 vs. Austin Peay, 8/31/13 & vs. Chattanooga, 10/11/14
Tackle For Loss	1 six times, last vs. Kentucky, 11/15/14
Sack	1 vs. Utah State, 8/31/14

2013 Opp.	U-A-T, Other	2014 Opp.	U-A-T, Other
Austin Peay	3-0-3	Utah State	1-0-1, 1-5 sk, 1-5 tfl, qh
W. Kentucky	0-0-0	Ark. State	1-0-1, 1-1 tfl
at Oregon	0-1-1	at Oklahoma	0-0-0
at Florida	0-0-0	at Georgia	1-0-1, 1-4 tfl, ff
So. Alabama	0-0-0	Florida	0-0-0
Georgia	DNP	Chattanooga	2-1-3, 1-12 tfl
So. Carolina	DNP	at Ole Miss	0-0-0
at Alabama	DNP	Alabama	0-0-0
at Missouri	DNP	at So. Carolina	0-0-0
Auburn	DNP	Kentucky	1-1-2, 1-2 tfl
Vanderbilt	DNP	Missouri	0-0-0
at Kentucky	0-0-0	at Vanderbilt	

#56 CURT MAGGITT

Pronounced (muh-JITT)

LB, 6-3, 251, R.Jr., W. Palm Beach, Fla.

- **Returned to action in 2014 after a redshirt season in 2013 following recovering from off-season surgeries**
- **Had 659 days between games when he made played in 2014 opener vs. Utah State (8/31)**
- Played in all 11 games with eight starts in 2014, making 38 tackles with 9.0 sacks (tied with Derek Barnett for team lead) and 12.0 tackles for loss (second on team to Barnett)
- **Tied with Derek Barnett for third in SEC in sacks and tied for seventh in TFLs**
- **Has six sacks in last four games**
- Posted four tackles including a 7-yard sack vs. #19 Missouri (11/22)
- Second game in a row with two sacks, vs. Kentucky (11/15)
- Two sacks as part of six sacks at South Carolina (11/1)
- Three stops including a sack vs. #4 Alabama (10/25)
- Four tackles at #3 Ole Miss (10/18)
- Posted 1.5 TFLs including a sack for seven yards as part of three tackles vs. Florida (10/4)
- Two sacks and 2.5 TFLs as part of five tackles at #12/13 Georgia (9/27) along with a forced fumble; notched 100th career tackle
- Four tackles at #4/3 Oklahoma (9/13)
- First start of season, made four tackles vs. Arkansas State (9/6)
- Opened 2014 with two tackles including a TFL for four yards vs. Utah State (8/31)
- **Honored with the first annual Al Wilson Leadership Award at 2014 Orange & White Spring Game**
- In 2012, was second-year starter at MLB, played in eight games while battling injuries throughout the season
- 30 tackles with two sacks and team-high tying 5.0 TFLs
- Suffered season-ending ACL knee injury against Missouri (11/10/12)
- Second consecutive five-tackle game including 1.5 TFLs, a career-best three quarterback hurries and break-up vs. Missouri (11/10/12)

- Credited with 18-yard sack and forced fumble that resulted in safety vs. NC State (8/31/12); made five tackles in 2012 opener
- 2011 Third-Team Freshman All-American by Phil Steele
- In 2011, played 11 of 12 games, started eight games at SLB as a true freshman, finished tied for third on team with 56 tackles, 5.5 TFLs for 19 yards (fourth-most TFLs on team), two quarterback hurries and forced fumble
- With 56 tackles, recorded fourth-most for a true freshman in UT history ahead of Reggie White (51 in 1980)
- Believed to be first true freshman, along with A.J. Johnson, to start at linebacker for UT in season opener

>> Full profile on Media Guide Page 68

CAREER STATS

Defense/GP/UT	AT	TT	Sack	TFL	FF	FR	QH	Int	High Tk
2011	11/8	29	27	56	0.5-6	5.5-19	1	0	2
2012	9/9	16	14	30	2-31	5-37	2	0	5
2013	0/0	0	0	0	0-0	0-0	0	0	0
2014	11/8	27	11	38	9-46	12-57	1	0	2
Totals	31/25	72	52	124	11.5-83	22.5-113	4	0	9

CAREER HIGHS

Tackles	7 four times, last at Kentucky, 11/26/11
Tackles For Loss	2.5 vs. Vanderbilt, 11/19/11 & at Georgia, 9/27/14
Sacks	2 three times, last vs. Kentucky, 11/15/14
Quarterback Hurries	3 vs. Missouri, 11/10/12

GAME-BY-GAME

2011 Opp.	U-A-T, Other	2012 Opp.	U-A-T, Other
Montana	3-0-3	vs. NC State	4-1-5, 1-18 sk, 1-18 tfl, ff
Cincinnati	0-3-3, 0.5-6 sk, 0.5-6 tfl	Ga. State	DNP-INJ
at Florida	3-3-6, 0.5-2 tfl, qh	Florida	4-1-5
Buffalo	5-2-7, 0.5-0 tfl	Akron	1-0-1, qh
Georgia	0-2-2	at Georgia	1-2-3, ff
LSU	6-1-7	at Miss State	0-2-2, 0.5-1 tfl
at Alabama	3-3-6, 0.5-2 tfl	Alabama	2-1-3
South Carolina	DNP-INJ	at So. Carolina	1-0-1, 1-13 sk
MTSU	1-1-2	Troy	2-3-5, 1-3 tfl
at Arkansas	2-4-6, 1-3 tfl, ff	Missouri	1-4-5, 1.5-2 tfl, 3 qh, pd
Vanderbilt	2-5-7, 2.5-6 tfl	at Vanderbilt	DNP-INJ
at Kentucky	4-3-7	Kentucky	DNP-INJ

2014 Opp.	U-A-T, Other	2014 Opp.	U-A-T, Other
Utah State	2-0-2, 1-4 tfl	at Ole Miss	4-0-4, qh
Ark. State	2-2-4, qh	Alabama	3-0-3, 1-6 sk, 1-6 tfl
at Oklahoma	2-2-4	at So. Carolina	3-3-6, 2-12 sk, 2-12 tfl
at Georgia	3-2-5, 2-4 sk, 2.5-5 tfl, ff	Kentucky	2-0-2, 2-10 sk, 2-10 tfl
Florida	2-1-3, 1-7 sk, 1.5-8 tfl	Missouri	3-1-4, 1-7 sk, 1-7 tfl
Chattanooga	1-0-1, 1-5 tfl	at Vanderbilt	

#3 JOSH MALONE

WR, 6-3, 204, Fr., Gallatin, Tenn.

- Five-star recruit playing at receiver as a true freshman
- Played in all 11 games, with six starts, making 22 catches for 227 yards with one touchdown
- **First career touchdown on 9-yard reception vs. #4 Alabama (10/25)** on Joshua Dobbs' first TD pass of season
- Five catches for 75 yards at #3 Ole Miss (10/18)
- Four catches for 28 yards vs. Florida (10/4)
- First start came at #12/13 Georgia (9/27) and made five catches for 43 yards
- Two catches for 23 yards at #4/3 Oklahoma (9/13)
- Snagged one catch for 14 yards vs. Arkansas State (9/6)
- One of 21 true freshmen to debut vs. Utah State (8/31), catching two passes for 26 yards
- 5-star prospect and rated as #1 prospect in the state of Tennessee and #2 wide receiver in the nation by Rivals
- Played in 2014 U.S. Army All-American Game
- Participated in The Opening 2013, showcasing the nation's elite prospects
- Named Tennessee Mr. Football in 2013
- Earned First Team All-State honors from TSWA as a senior
- Scored 31 touchdowns as a senior in 2013, scoring TDs four different ways (receiving, rushing, kickoff return and interception return)
- Piled up 71 receptions for 1,404 yards and 19 receiving touchdowns as a senior
- Ran for 246 yards on 22 carries and five touchdowns as a senior
- Cousin of former Vols defensive back and 1998 National Champion Mikki Allen

>> Full profile on Media Guide Page 69

CAREER STATS

Receiving	GP/GS	No Yds	Avg	Per/G	TD	Long	High Yd
2014	11/6	22	227	10.3	20.6	1	20-Miss

CAREER HIGHS

Receptions	5 at Georgia, 9/27/14 & at Ole Miss, 10/18/14
Receiving Yards	75 at Ole Miss, 10/18/14
Touchdowns	1 vs. Alabama, 10/25/14

GAME-BY-GAME

2014 Opp.	Rec-Yards-TD, Lg	2014 Opp.	Rec-Yards-TD, Lg
Utah State	2-26-0, 15	at Ole Miss	5-75-0, 20
Ark. State	1-14-0, 14	Alabama	1-9-1, 9
at Oklahoma	2-23-0, 14	at S.Carolina	0-0-0
at Georgia	5-43-0, 16	Kentucky	2-9-0, 7
Florida	4-28-0, 17	Missouri	0-0-0
Chattanooga	0-0-0	at Vanderbilt	

#20 CORTEZ McDOWELL

LB, 6-1, 215, Fr., Locust Grove, Ga.

- True freshman has made move from defensive back to linebacker in the model of Jalen Reeves-Maybin
- Played in all 11 games on special teams and as a reserve WILL linebacker, making 16 tackles
- **First on team with 11 special teams tackles**
- Three stops in win over Kentucky (11/15)
- Three tackles vs. Chattanooga (10/11), seeing most time at linebacker
- Four tackles in homecoming at Georgia (9/27)
- First tackle came vs. Arkansas State (9/6)
- Four-star recruit from Locust Grove High School, earning top safety in Georgia
- Compiled 92 total tackles including 48 solo tackles in his senior campaign
- On offense, had 43 catches for 516 yards with seven receiving touchdowns as a senior
- Also ran for 251 yards in high school, scoring three rushing touchdowns

>> Full profile on Media Guide Page 70

CAREER STATS

Defense/GP/GS	UT	AT	TT	Sack	TFL	FF	FR	PD	Int	High Tk
2014	11/0	8	8	16	0-0	0-0	0	1	0	0-0

CAREER HIGHS

Tackles	4 vs. Georgia, 9/27/14
Fumble Recovery	1 vs. Chattanooga, 10/4/14

2014 Opp.	U-A-T, Other	2014 Opp.	U-A-T, Other
Utah State	0-0-0	at Ole Miss	1-0-1
Ark. State	1-0-1	Alabama	1-0-1
at Oklahoma	0-0-0	at So.Carolina	1-1-2
at Georgia	2-2-4	Kentucky	1-2-3
Florida	0-0-0	Missouri	1-0-1
Chattanooga	0-3-3 fr	at Vanderbilt	

#33 LaDARRELL McNEIL

DB, 6-1, 215, Jr., Dallas, Texas

- Working at free and strong safety in third year with Vols
- **Has started 29 of last 30 games (including 21 in a row) in the secondary**
- Played in all 11 games, starting 10 in 2014, making 62 tackles, fifth on the team in tackles
- **Career-high 11 tackles vs. #19 Missouri (11/22)**, third career game with double-figure tackles
- Six tackles in win over Kentucky (11/15)
- Eight tackles in overtime win at South Carolina (11/1)
- Seven stops and a forced fumble vs. #4 Alabama (10/25)
- Three tackles vs. Florida (10/4)
- Has three passes defended including an interception
- Racked up nine tackles at #12/13 Georgia (9/27)
- Made seven tackles and had second interception of career at #4/3 Oklahoma (9/13)
- Racked up seven tackles and recovered a key fumble in win over Arkansas State (9/6)
- Started at strong safety in 2014 opener and made two tackles and had a pass breakup vs. Utah State (8/31)
- Starting strong safety in 2013 as a true sophomore
- Fourth on Vols with 54 tackles in 12 starts, also had an interception, fumble recovery and four passes defended
- Racked up nine tackles at #1 Alabama (10/26)
- First career interception vs. South Alabama (9/28)
- **Third career game with double-figure tackles vs. WKU (9/7), racking up 10 stops including a TFL**
- **2012 Freshman All-SEC Team**
- In 2012, started last seven games at strong safety, played in 11 overall as one 10 true freshmen to play in 2012
- Was first of two UT true freshmen to start in 2012
- Finished fifth on team in tackles with 58
- Over final nine games, had 55 tackles (6.1 per game)
- Second-career double-figure tackle game in finale vs. Kentucky (11/24/12), tying career-best with 10 tackles
- Set career-high with first career double-figure tackle game with 10 vs. Troy (11/3/12)
- Made eight tackles in first start at Miss State (10/13/12), became first Vols true freshman to begin in 2012

>> Full profile on Media Guide Page 70

CAREER STATS

Defense/GP/GS	UT	AT	TT	Sack	TFL	FF	FR	PD	Int	High Tk
2012	11/7	33	25	58	0-0	0-0	1	1	0-0	10-2x
2013	12/12	35	19	54	0-0	1-5	0	1	4	1-16 10-WKU
2014	11/10	37	25	62	0-0	0.5-2	1	1	4	1-0 11-Miz
Totals	34/29	105	69	174	0-0	1.5-7	2	3	8	2-16 11-Miz

CAREER HIGHS

Tackles	11 vs. Missouri, 11/22/14
Interceptions	1 vs. South Alabama, 9/28/13 & at Oklahoma, 9/13/14
Forced Fumbles	1 at Vanderbilt, 11/17/12 & vs. Alabama, 10/25/14
Fumble Recovery	1 vs. Missouri, 11/10/12 & vs. Auburn, 11/9/13
10-Tackle Games	3 times, last 11 vs. Missouri, 11/22/14

GAME-BY-GAME

2012 Opp.	U-A-T, Other	2013 Opp.	U-A-T, Other
vs. NC State	DNP	Austin Peay	1-0-1
Ga. State	1-0-1	W. Kentucky	5-5-10, 1-5 tfl, pd
Florida	1-0-1	at Oregon	2-0-2, pd
Akron	1-0-1	at Florida	5-2-7
at Georgia	4-1-5	So. Alabama	1-0-1, 1-16 int
at Miss State	1-7-8, pd	Georgia	1-1-2
Alabama	2-1-3	So. Carolina	3-1-4
at So. Carolina	6-2-8	at Alabama	5-4-9
Troy	4-6-10	at Missouri	3-1-4
Missouri	1-1-2, 1-33 fr	Auburn	4-3-7, fr
at Vanderbilt	5-3-8, ff	Vanderbilt	4-1-5
Kentucky	7-3-10	at Kentucky	1-1-2, pd

2014 Opp.	U-A-T, Other	2014 Opp.	U-A-T, Other
Utah State	2-0-2, pd	at Ole Miss	0-0-0
Ark. State	4-3-7, fr	Alabama	5-2-7, ff
at Oklahoma	5-2-7, 1-0 int	at So. Carolina	1-7-8, qh
at Georgia	4-5-9, 0.5-2 tfl, pbu	Kentucky	4-2-6
Florida	3-0-3	Missouri	8-3-11, pbu
Chattanooga	1-1-2		

#25 AARON MEDLEY

K, 6-2, 181, Fr., Lewisburg, Tenn.

- Earned starting placekicking duties prior to opener
- **First in the SEC in field goals made (18) and first in field goals made per game (1.64)**
- **Ranks tied for 11th in the NCAA in field goals made and 13th in field goals made per game**
- **His 18 field goals are tied for the seventh-most in a single-season in Tennessee history** (with James Wilhoit, 2006 and Alex Walls 2000)
- **His 18 field goals made are the second-most by a true freshman in a season, behind Daniel Lincoln's 21 in 2007**
- Kicked in all 11 games, making 33-of-34 PATs and 18-of-24 on field goals with long of 46 for 80 points
- **Has made 17-of-18 field goals from inside 39 yards**
- Kicked off in nine games, 50 times for 60.3 average with 12 touchbacks
- Made field goals of 38 and 39 yards vs. #19 Missouri (11/22), also boomed two of four kickoffs for touchbacks
- Connected on 3-of-4 field goals (38, 21, 39 yards) and kicked off 10 times with three touchbacks in win over Kentucky (11/15)
- **Made game-winning overtime field goal from 32 yards to lift Vols to 45-42 comeback win at South Carolina (11/1)**
- Converted field goals of 27 and 24 yards vs. #4 Alabama (10/25)
- Boomed seven kickoffs vs. Chattanooga (10/11), also made a 25-yard field goal
- Scored all of UT's points vs. Florida (10/4), making three field goals of 36, 38, 39 yards
- Converted 46-yard field at #12/13 Georgia (9/27)
- Made a 31-yard field goal at Oklahoma (9/13)
- Converted field goals of 20 and 38 yards along with four extra points vs. Arkansas State (9/6)
- In college debut vs. Utah State (8/31), converted a 36-yard field goal and five extra points
- Played in the 2013 Under Armour All-American Game
- 2013 MaxPreps Preseason All American Team
- 2013 Tennessee Class AA Mr. Football Finalist
- 2013 District 12 AA Special Teams Player of the Year
- 2013 All-MidState First Team by the Tennessean
- 2013 Varsity All Super Region Punter
- Made a 65-yard field goal in 2013 Kohl's Kicking Southern Showcase
- As a senior, connected on 3-of-6 field goals, making 33-of-35 extra points; punted 33 times for a 37.2 average
- Kicked off 52 times with 46 touchbacks
- Wears #25 as a tribute to mentor and former Vols kicker James Wilhoit (2003-06)

>> Full profile on Media Guide Page 71

CAREER STATS

Kicking/GS	FG	Pct.	PAT	PTS	0-29	30-39	40-49	50+	LONG
2014	11/11	18	24	75.0	33-34	87	6-6	11-12	1-6 0-0 46-UGA

Kickoffs	GP/GS	No	Yds	Avg	OB	TB
2014	11/9	50	3013	60.3	1	12

CAREER HIGHS

Field Goals Made	3 vs. Florida, 10/4/14 & vs. Kentucky, 11/15/14
Field Goals Attempted	4 vs. Kentucky, 11/15/14
Longest Field Goal	46 at Georgia, 9/27/14
Longest Attempt	48 vs. Kentucky, 11/15/14
Game-Winning Field Goal	32 at South Carolina, 11/1/14
PATs	6 vs. Chattanooga, 10/11/14 & at South Carolina, 11/1/14
Kickoffs	10 vs. Kentucky, 11/15/14

GAME-BY-GAME

2014 Opp.	FGs, PATs, Pts	Kickoffs, TB
Utah State	1-2 (4Miss, 36G), 5-5, 8 pts	7-407-58.1
Ark. State	2-3 (20G, 35Miss, 38 G), 4-4, 10 pts	0-0
at Oklahoma	1-1 (31G), 1-1, 4 pts	0-0
at Georgia	1-1 (46G), 3-3, 6 pts	5-289-57.8
Florida	3-3 (36G, 38G, 39G), 0-0, 9pts	4-248-62.0
Chattanooga	1-2 (25G, 42Miss), 6-6, 9 pts	8-520-65.0, 7 TB
at Ole Miss	1-1 (27G), 0-0, 3 pts	2-126-63.0
Alabama	2-2 (27G, 24G), 2-2, 8 pts	4-237-59.2
at So. Carolina	1-3 (43WL, 45WL, 32G), 6-6, 9 pts	6-330-55.0
Kentucky	3-4 (38G, 21G, 48WR, 39G), 5-6, 14 pts	10-618-61.8, 3 TB
Missouri	2-2 (38G, 39 G) 1-1, 7 pts	4-238-59.5, 2 TB

TENNESSEE KICKING RECORDS

Field Goals Made in Season	Field Goals Made By True Fr.
1. Fuad Reveiz (1982) 27	1. Daniel Lincoln (2007) 21
2. Carlos Reveiz (1985) 24	2. Aaron Medley (2014) 18
3. Daniel Lincoln (2007) 21	
4. Fuad Reveiz (1984) 20	Field Goals Attempted By True Fr
5. Jeff Hall (1998) 19	1. Daniel Lincoln (2007) 29
Greg Burke (1990) 19	2. Jeff Hall (1995) 25
7. Aaron Medley (2014) 18	James Wilhoit (2003) 25
James Wilhoit (2006) 18	4. Aaron Medley (2014) 24
Alex Walls (2000) 18	

#40 DIMARYA MIXON

DL, 6-3, 282, Fr., Compton, Calif.

- Backup defensive tackle to senior Jordan Williams
 - Played in all 11 games, making four tackles
 - Three stops vs. Arkansas State (9/6)
 - One of 21 true freshmen to debut vs. Utah State (8/31), had a quarterback hurry
 - Played at West Mesquite High School in, Texas for coach Mike Overton, former Vols center (1974-76)
 - Graduated in 2012 and originally signed with Nebraska in 2013
 - 3-star prospect, First Team All-District as a senior in 2012
 - As a senior, made 48 tackles, including 12 tackles for a loss and two sacks
- >> Full profile on Media Guide Page 72

CAREER STATS

Defense/GP/GS	UT	AT	TT	Sack	TFL	FF	FR	QH	Int	High Tk
2014	11/0	4	0	4	0-0	0-0	0	0	1	0-0 3-ASU

CAREER HIGHS

Tackles	3 vs. Arkansas State, 9/6/14
----------------	------------------------------

GAME-BY-GAME

2014 Opp.	U-A-T, Other	2014 Opp.	U-A-T, Other
Utah State	0-0-0	at Ole Miss	0-0-0
Ark. State	3-0-3	Alabama	0-0-0
at Oklahoma	0-0-0	at So. Carolina	0-0-0
at Georgia	0-0-0	Kentucky	0-0-0
Florida	0-0-0	Missouri	0-0-0
Chattanooga	1-0-1	at Vanderbilt	

#12 EMMANUEL MOSELEY

DB, 5-11, 178, Fr., Greensboro, N.C.

- Backing up Cameron Sutton at cornerback, played in all 11 games with two starts in 2014
- Has 18 tackles with 2.0 TFLs and five pass break-ups (second on team)
- One of first four Vols to have black stripes removed in '14 (Derek Barnett, Jalen Hurd, Ethan Wolf) on Aug. 10
- Has added 35 pounds since arriving at Tennessee in January at 145 pounds and is up to 178 to start 2014
- Second start came vs. #19 Missouri (11/22), and made three tackles
- Drew first start vs. Kentucky (11/15) and had two key pass break-ups along with a tackle
- Five tackles and two pass break-ups in most playing time in nickel package at South Carolina (11/1)
- Three tackles vs. #4 Alabama (10/25)
- Two stops at #3 Ole Miss (10/18) and a pass break-up
- Two tackles, both for TFLs vs. Florida (10/4)
- One of 21 true freshmen to debut vs. Utah State (8/31), made one tackle

- Starred at Dudley H.S. in North Carolina; 3-star prospect
 - Named Defensive MVP in 77th Shrine Game in December 2013
 - AP All-North Carolina as an Athlete in 2013
 - Helped Panthers to perfect 15-0 record in 2013 and the North Carolina Class 4-A Championship
 - N.C. State title game Outstanding Offensive Player
 - Greensboro News & Record 2013 Player of the Year
 - Metro 4-A Offensive Player of the Year in 2013
 - Played on both sides of the ball, running spread option offense at quarterback and at cornerback
 - Ran for 1,443 yards and threw for 1,370 yards through the air; Accounted for 47 total touchdowns
- >> Full profile on Media Guide Page 72

CAREER STATS

Defense/GP/GS	UT	AT	TT	Sack	TFL	FF	FR	PD	Int	High Tk
2014	11/2	14	4	18	0-0	2-5	0	0	5	0-0 5-SC

CAREER HIGHS

Tackles	5 at South Carolina, 11/1/14
Tackles For Loss	2 vs. Florida, 10/4/14
Passes Defended	2 at South Carolina, 11/1/14 & vs. Kentucky, 11/15/14

2014 Opp.	U-A-T, Other	2014 Opp.	U-A-T, Other
Utah State	1-0-1	at Ole Miss	2-0-2, pbu
Ark. State	0-0-0	Alabama	2-1-3
at Oklahoma	0-0-0	at So. Carolina	3-2-5, 2 pbu
at Georgia	0-0-0	Kentucky	1-0-1, 2 pbu
Florida	2-0-2, 2-5 tfl	Missouri	2-1-3
Chattanooga	1-0-1	at Vanderbilt	

#8 MARQUEZ NORTH

Pronounced (mar-KWEZ)

WR, 6-4, 221, So., Charlotte, N.C.

- **2014 Preseason All-SEC Coaches First-Team**
- **2014 Preseason All-SEC Third Team**
- **2014 Athlon Sports Preseason Third Team All-SEC**
- **2014 Lindy's Sports Preseason Third Team All-SEC**
- **2014 Phil Steele Preseason Third Team All-SEC**
- **Awarded the John Stucky Award for Skill at the 2014 Orange and White Game**
- **Set to undergo season-ending shoulder surgery during week of Nov. 23**
- **Had catch in first 19 college games played**
- Started first 10 games in 2014, **third on team in catches (30), second in receiving yards (320) and tied for lead in receiving touchdowns (4)**
- Did not suit up for game vs. #19 Missouri (11/22) due to injury
- Held without a catch for first time at South Carolina (11/1), as he battled injury
- Four receptions for 56 yards vs. #4 Alabama (10/25)
- Four catches for 26 yards vs. Florida (10/4) and vs. Chattanooga (10/11), also scoring a touchdown vs. Mocs
- Scored a late 6-yard touchdown as part of a three-catch, 15-yard day at #12/13 Georgia (9/27)
- Six catches for 67 yards at #4/3 Oklahoma (9/13)
- Hauled in two touchdown receptions for first time in his career on scoring catches of 10 and 14 yards as part of four catches for 68 yards
- Opened 2014 with four catches for 38 yards vs. Utah State (8/31)
- **2013 247Sports Freshman All-American Second Team**
- **2013 Athlon Sports Freshman All-American Third Team**
- **2013 College Football News All-Freshman Honorable Mention**
- **2013 Freshman All-SEC Coaches First Team**
- Starting receiver as a true freshman; **second on team with 38 catches for team-best 496 yards** with one TD
- **His 38 catches are the second-most by a freshman in UT history (behind Kelley Washington's 64 in 2001)**
- **His 496 receiving yards are the third-most by a freshman in UT history (behind Washington's 1,010 and Stanley Morgan's 511 in 1973)**
- **11th among true freshmen in FBS in receiving yards with 496, second in the SEC**
- **10th among true freshmen in FBS in catches with 38**
- **Became Vols first true freshman to start at wide receiver in a season opener since Marsalis Teague in 2009**
- **Athlon Sports SEC Freshman of the Week (Oct. 20)**
- **First 100-yard game with three catches for 102 yards vs. #11 South Carolina (10/19); first freshman since Justin Hunter in 2010 with 100-yard game; made SportsCenter Top 10 play with 39-yard one-handed grab**
- Hauled in **first career touchdown for 19 yards** -- on full-extension, toe-dragging score in corner of end zone -- vs. #6 Georgia (10/5); had four catches for 47 yards
- Made an acrobatic juggling circus catch vs. WKU (9/7) which was ESPN SportsCenter No. 3 Play of the Day and

College Football No. 2 Play of the Day; finished with two catches for 27 yards

- Rated four-star by Rivals (No. 1 prospect in North Carolina, No. 2 wide receiver, No. 37 overall prospect in nation)
- In his senior season tallied 682 rushing yards on 45 attempts for 18 touchdowns while notching 20 receptions for 322 yards and seven touchdowns
- Father Ramondo was a football player at North Carolina A&T State who went on to play in the NFL, NFL Europe and the CFL. He took part in the Super Bowl with the Tampa Bay Buccaneers in 2003

>> Full profile on Media Guide Page 73

CAREER STATS

Receiving	GP/GS	No	Yds	Avg	Per/G	TD	Long	High Yd
2013	11/11	38	496	13.1	45.1	1	48-SC	102-SC
2014	10/10	30	320	10.7	32.0	4	24-2x	68-ASU
Totals	21/21	68	816	12.0	38.9	4	48-SC	102-SC

CAREER HIGHS

Receptions	7 at Missouri, 11/2/13
Receiving Yards	102 vs. South Carolina, 10/19/13
Touchdowns	2 vs. Arkansas State, 9/6/14

GAME-BY-GAME

2013 Opp.	Rec-Yards-TD, Lg	2014 Opp.	Rec-Yards-TD, Lg
Austin Peay	3-33-0, 23	Utah State	4-38-0, 19
W. Kentucky	2-27-0, 20	Ark. State	4-68-2, 24
at Oregon	3-9-0, 5	at Oklahoma	6-67-0, 23
at Florida	4-43-0, 32	at Georgia	3-15-1, 6
So. Alabama	2-20-0, 15	Florida	4-26-0, 11
Georgia	4-47-1, 20	Chattanooga	4-26-1, 13
So. Carolina	3-102-0, 48	at Ole Miss	1-24-0, 24
at Alabama	4-87-0, 38	Alabama	4-56-0, 22
at Missouri	7-68-0, 15	at S. Carolina	0-0-0
Auburn	5-58-0, 30	Kentucky	0-0-0
Vanderbilt	1-2-0, 2	Missouri	DND-INJ
at Kentucky	DNP-INJ	at Vanderbilt	DNT-INJ

#95 DANNY O'BRIEN

DL, 6-2, 286, RSo., Flint, Mich.

- Starting at nose tackle in third year in program, starting 10 games, making 16 tackles with 3.5 TFLs and a sack
- Had a sack as part of 1.5 TFLs and three tackles vs. #19 Missouri (11/22)
- Three tackles in win at South Carolina (11/1)
- Career-best four tackles with a TFL at #12/13 Georgia (9/27)
- First career start for Vols vs. Utah State (8/31), made one tackle for a TFL
- In 2013, was backup nose tackle, making 12 tackles in 12 games
- Two tackles at #10 Missouri (11/2), vs. #7 Auburn (11/9) and vs. Vanderbilt (11/23)
- Career-high three tackles including first career sack for four yards vs. #11 South Carolina (10/19)
- Made college debut vs. Austin Peay (8/31) and made first career tackle on a 3-yard TFL
- Comes off redshirt season as a true freshman in 2012

>> Full profile on Media Guide Page 80

CAREER STATS

Defense	GP/GS	UT	AT	TT	Sack	TFL	FF	FR	PD	Int	High Tk
2013	12/0	8	4	12	1-4	3-12	0	0	0	0-0	3-SC
2014	11/10	11	5	16	1-5	3.5-7	0	0	0	0-0	4-UGa
Totals	23/10	19	9	28	2-9	6.5-19	0	0	0	0-0	4-UGa

CAREER HIGHS

Tackles	4 at Georgia, 9/27/14
Tackle For Loss	1.5 vs. Missouri, 11/22/14
Sacks	1 vs. South Carolina, 10/19/13 & vs. Missouri, 11/22/14

GAME-BY-GAME

2013 Opp.	U-A-T, Other	2014 Opp.	U-A-T, Other
Austin Peay	1-0-1, 1-3 tfl	Utah State	1-0-1, 1-1 tfl
W. Kentucky	1-0-1	Ark. State	0-1-1
at Oregon	0-0-0	at Oklahoma	0-0-0
at Florida	0-0-0	at Georgia	3-1-4, 0.5-0 tfl
So. Alabama	0-0-0	Florida	0-0-0
Georgia	1-0-1	Chattanooga	0-1-1, 0.5-1 tfl
So. Carolina	2-1-3, 1-4, sk, 1-4 tfl	at Ole Miss	1-0-1
at Alabama	0-0-0	Alabama	0-0-0
at Missouri	1-1-2	at So. Carolina	2-1-3
Auburn	1-1-2	Kentucky	2-0-2
Vanderbilt	1-1-2, 1-5 tfl	Missouri	2-1-3, 1-5 sk, 1.5-5 tfl
at Kentucky	0-0-0		

#9 VON PEARSON

WR, 6-3, 183, Jr., Newport News, Va.

- 23-year old junior starting receiver in first year with Vols
- Played in nine games, starting six games making 28 catches for 306 yards with **team-high tying four touch-**

downs

- Did not travel to games at Oklahoma (9/13) and Georgia (9/27), due to ankle injury
- Three catches for 42 yards vs. #19 Missouri (11/22)
- **First multi-touchdown game** (21, 16 yards) as part of three catches for 44 yards in win over Kentucky (11/15)
- Four catches for 55 yards at South Carolina (11/1)
- Second touchdown came vs. #4 Alabama (10/25) on a 9-yard reception as part of three catches for 21 yards
- Made first start since game two at #3 Ole Miss (10/18) and made five catches for 26 yards
- Made two catches for 14 yards vs. Chattanooga (10/11)
- Returned to action vs. Florida (10/4), making one 6-yard catch
- Four catches for 71 yards prior to injury vs. Arkansas State (9/6), including 56-yard reception
- Scored first FBS touchdown on a 14-yard catch vs. Utah State (8/31), finished with three catches for 27 yards as he was one of 32 to make Vols debut vs. Utah State
- **Earned a spot on SportsCenter #SCTop10 for an amazing one-handed catch during spring ball on March 14**
- Comes to Vols after two years starring at Feather River College in Quincy, Calif.
- 4-star JUCO prospect; rated #2 overall prospect by ESPN and #2 receiver in nation by ESPN and 247Sports
- Earned California Community College Football Coaches Association First Team All-America Honors
- CCCFCA All-California Most Valuable Player
- Offensive MVP of the Mid-Empire Conference
- Named First Team All-Conference in the Mid-Empire Conference in 2012 and 2013

• Posted national-leading 93 receptions for 1,601 yards and 12 touchdowns in 2013

- Had more than 200 receiving yards in a game on five occasions, including single-game totals of 311, 237, 235, 222 and 201
- Racked up career-best and school records with 311 receiving yards on 19 receptions with three touchdowns vs. Sierra (9/14/13)
- Holds or shares every Feather River receiving record, including single-season receptions (93), career receptions (132), single-season receiving yards (1,601), career receiving yards (2,358), single-season touchdowns (12) and career touchdowns (22)
- 23-year old, is an amazing story of perseverance, working at fast food restaurants following graduation from Denbigh H.S. in 2010, before heading to college in 2012
- Grew up near former Vols star receiver and current Tennessee Titan Justin Hunter

>> Full profile on Media Guide Page 77

CAREER STATS

Receiving	GP/GS	No	Yds	Avg	Per/G	TD	Long	High Yd
2014	9/6	28	306	10.9	34.0	4	56-ASU	71-ASU
Rushing	GP/GS	No	Yds	Avg	Per/G	TD	Long	High Yd
2014	9/6	5	19	3.8	2.1	0	9-SC	9-SC

CAREER HIGHS

Receptions	5 at Ole Miss, 10/18/14
Receiving Yards	71 vs. Arkansas State, 9/6/14
Touchdowns	2 vs. Kentucky, 11/15/14

GAME-BY-GAME

2014 Opp.	Rec-Yards-TD, Lg	2014 Opp.	Rec-Yards-TD, Lg
Utah State	3-27-1, 14	at Ole Miss	5-26-0, 11 / 1-3 rush
Ark. State	4-71-0, 56	Alabama	3-21-1, 9 / 3-7 rush
at Oklahoma	DNT-INJ	at S. Carolina	4-55-0, 42/1-9 rush
at Georgia	DNT-INJ	Kentucky	3-44-2, 21
Florida	1-6-0, 6	Missouri	3-42-0, 23
Chattanooga	2-14-0, 9	at Vanderbilt	

#12 NATHAN PETERMAN

QB, 6-2, 220, RSo., Fruit Cove, Fla.

- Backup quarterback to Joshua Dobbs, after being backed up to senior Justin Worley earlier in the season
- Played in six games with one start, completing 10-of-20 for 49 yards
- Has run for net of 13 yards with a rushing touchdown
- **Second start of career came vs. #4 Alabama (10/25)**, played first two series going 2-of-4 for 10 yards
- Finished win over Chattanooga (10/11) scoring first career touchdown on 14-yard rush, also threw for 19 yards
- Played three second-half series at #12/13 Georgia (9/27), completing 4-of-9 for 20 yards
- Played final two series vs. Utah State (8/31), completed only pass attempt
- In 2013, played in four games, making a start at Florida
- Suffered broken hand at Florida (9/21) and was sidelined at least five weeks
- Returned to practice on Oct. 29, 2013, throwing in drills
- Completed 10-of-23 for 45 yards in four games in 2013

- Drew first career start at #19 Florida (9/21) -- 71 miles from his hometown of Fruit Cove -- and completed 4-of-11 for five yards in the first half
- Redshirt freshman signal caller made college debut vs. Austin Peay (8/31), completed 4-of-8 for 28 yards
- 2012 SEC Academic Honor Roll
- Redshirt season in 2012 as a true freshman
- Offense-Defense National Scholar-Athlete of the Year after senior year at Bartram Trail HS in St. Johns, Fla.
- Threw for 2,932 yards with 36 touchdowns in leading the Bears to a 12-2 record
- His 36 TD passes rank second all-time in St. Johns County history, to Tim Tebow (46 TDs in 2004)

>> Full profile on Media Guide Page 77

CAREER STATS

Passing	GP/GS	Com	Att	TD	Int	Yds	Per/G	Long	High Yd
2013	4/1	10	23	0	2	45	11.2	15-AP	28-AP
2014	6/1	10	20	0	0	49	9.8	14-2x	20-UGa
Totals	10/2	20	43	0	2	94	10.4	15-AP	28-AP

CAREER HIGHS

Completions	4 three times, last at Georgia, 9/27/14
Attempts	11 at Florida, 9/21/13
Yards	28 vs. Austin Peay, 8/31/12
Passing Touchdowns	none
Rushing Touchdowns	1 vs. Chattanooga, 10/11/14

GAME-BY-GAME STATISTICS

2013 Opp.	Comp	Att	TD	INT	Pct.	Yards	Long
Austin Peay	4	8	0	0	50.0	28	15
W. Kentucky	0	0	0	0	0	0	0
at Oregon	2	4	0	0	50.0	12	11
at Florida	4	11	0	2	36.4	5	9
2014 Opp.	Comp	Att	TD	INT	Pct.	Yards	Long
Utah State	1	1	0	0	100.0	0	0
at Georgia	4	9	0	0	44.4	20	14
Chattanooga	3	5	0	0	60.0	19	14
at Ole Miss	0	0	0	0	0.0	0	0
Alabama	2	4	0	0	50.0	10	8
Kentucky	0	1	0	0	0.0	0	0

#37 BRIAN RANDOLPH

DB, 6-0, 209, R Jr., Kennesaw, Ga.

- **2014 Lindy's Sports Preseason Second Team All-SEC**
- **2014 Athlon, Phil Steele Preseason 3rd Team All-SEC**
- Starting free safety in 2014 after starting at strong safety in 2013
- **Leads SEC in tackles by defensive back (80) and tackles per game (7.3)**
- Played in all 11 games with nine starts in 2014, has 80 tackles, third on the Vols
- After missing first half of Missouri (11/22) game due to targeting suspension, returned in second half and made four tackles
- **First touchdown of career on an interception returned for a 23-yard touchdown** in win over Kentucky (11/15), led Vols in tackles with eight
- **New career-high 14 tackles in win at South Carolina (11/1)**
- Five stops including a 3-yard TFL vs. #4 Alabama (10/25)
- Eight tackles at #3 Ole Miss (10/18) with a break-up
- **13 tackles**, along with a forced fumble vs. Florida (10/4)
- Eight tackles in homecoming at #12/13 Georgia (9/27)
- Notched six tackles at #4/3 Oklahoma (9/13)
- After sitting out early due to injury, came on make six tackles vs. Arkansas State (9/5); led the band after game
- Opened fourth year with the Vols with five tackles in win over Utah State (8/31)
- **2013 College Football News All-Sophomore Honorable Mention**
- **2013 College Sports Madness All-SEC Third Team**
- Returned to starting lineup as a redshirt sophomore in 2013, starting at strong safety in all 12 games
- **Second on team with 75 tackles in 2013**
- **Led team with four interceptions** also had seven passes defended (third on team)
- **Tied career-high with 12 tackles and made game-saving interception in end zone** as South Alabama (9/28) was driving with chance to tie the game in final minutes
- **Named the SEC Defensive Player of the Week (9/9) after his eight tackle, two INT game vs. W. Kentucky**
- **Intercepted first two passes of career vs. WKU (9/7) for returns of 20 and 18 yards**; also raked up eight tackles and an addition pass break-up for three passes defended
- First Vol since Byron Moore (9/22/12 vs. Akron) to have two INTs in the same game
- In 2012, was starting free safety for first three games, before suffering knee injury vs. Florida (9/15/12) and missed the remainder of 2012
- **2011 Second-Team Freshman All-American by Yahoo!**

- **2011 Third-Team Freshman All-American by Phil Steele**
 - **2011 SEC Coaches All-Freshman Defensive Back**
 - In 2011, posted fifth-most tackles by a UT true freshman all-time with **55, ahead of Reggie White** (51 in 1980)
- >> [Full profile on Media Guide Page 79](#)

CAREER STATS

Defense	GP/GS	UT	AT	TT	Sack	TFL	FF	FR	PD	Int	High Tk
2011	12/8	37	18	55	0-0	1-4	1	0	2	0-0	12-UK
2012	3/3	17	5	22	0-0	2-4	0	0	2	0-0	8-NCS
2013	12/12	50	25	75	0-0	2.5-6	1	0	7	4-79	12-USA
2014	11/9	57	23	80	0-0	1.5-4	1	0	3	1-23	14-SC
Totals	38/32	161	71	232	0-0	6-16	3	0	14	5-102	14-SC

CAREER HIGHS

Tackles	14 at South Carolina, 11/1/14
TFLs	2 vs. Florida, 9/21/13
Interceptions	2 vs. Western Kentucky, 9/7/13
Touchdowns	1 vs. Kentucky, 11/15/14
Forced Fumble	1 vs. Vanderbilt, 11/23/13
Passes Defended	3 vs. Western Kentucky, 9/7/13
10-Tackle Games	5, last at South Carolina, 11/1/14

GAME-BY-GAME

2011 Opp.	U-A-T, Other	2012 Opp.	U-A-T, Other
Montana	1-0-1	vs. NC State	7-1-8, 1-2 tfl
Cincinnati	1-1-2, 2 pd	Ga. State	7-0-7
at Florida	1-1-2	Florida	3-4-7, pd
Buffalo	3-0-3	Akron	DNP-INJ
Georgia	0-0-0	at Georgia	DNP-INJ
LSU	8-1-9	at Miss State	DNP-INJ
at Alabama	7-1-8	Alabama	DNP-INJ
South Carolina	5-1-6, ff	at So. Carolina	DNP-INJ
MTSU	4-0-4	Troy	DNP-INJ
at Arkansas	2-3-5	Missouri	DNP-INJ
Vanderbilt	1-2-3	at Vanderbilt	DNP-INJ
at Kentucky	4-8-12, 1-4 tfl	Kentucky	DNP-INJ

2013 Opp.	U-A-T, Other	2014 Opp.	U-A-T, Other
Austin Peay	1-0-1	Utah State	4-1-5
W. Kentucky	4-4-8, 2-38 int, 3 pd	Ark. State	4-2-6, pd
at Oregon	4-1-5	at Oklahoma	4-2-6
at Florida	8-3-11, 2-5 tfl	at Georgia	6-2-8
So. Alabama	7-5-12, 1-0 int	Florida	10-3-13, 0.5-1 tfl, ff
Georgia	5-2-7	Chattanooga	2-1-3
So. Carolina	1-1-2	at Ole Miss	8-0-8, pd
at Alabama	1-1-2	Alabama	3-2-5, 1-3 tfl
at Missouri	5-0-5, pd	at So. Carolina	7-7-14
Auburn	6-2-8	Kentucky	7-1-8, 1-23 int-TD, qh
Vanderbilt	2-3-5, 1-41 int, pd, ff	Missouri	2-2-4
at Kentucky	6-3-9, 0.5-1 tfl, pd	at Vanderbilt	

#34 JALEN REEVES-MAYBIN

LB, 6-1, 230, So., Clarksville, Tenn.

- Starting at WILL linebacker in second year with Vols
 - Has added on 20 pounds since 2013 season
 - Started all 11 games in 2014 and **ranks second on the team with 83 tackles** with **10.0 TFLs** (tied for third on team)
 - **Ranks tied for eighth with Brian Randolph in the SEC tackles per game (7.5)**
 - Made seven tackles with a TFL vs. #19 Missouri (11/22)
 - Surpassed entire freshman season tackle total (14) in second game of 2014 season
 - Five stops with a TFL vs. Kentucky (11/15)
 - Eight tackles with a TFL in win at South Carolina (11/1)
 - Nine stops at #3 Ole Miss (10/18)
 - Five tackles vs. Chattanooga (10/11)
 - Nine stops with a TFL and first career interception vs. Florida (10/4)
 - **Second-career 10-tackle game**, at #12/13 Georgia (9/27), making **career-best 3.5 TFLs** and 7-yard sack
 - Notched nine tackles and recovered a fumble at #4/3 Oklahoma (9/13)
 - Six tackles including two TFLs including a 3-yard sack vs. Arkansas State (9/5)
 - In first career start **racked up career-high 10 tackles** vs. Utah State (8/31)
 - As a true freshman in 2013 was a standout on **special teams with team-best 11 tackles**
 - Rotated between linebacker and defensive back, playing in 11 games with 14 tackles on the season
 - Blocked a punt that resulted in a TD punt return by Devaun Swafford vs. Georgia (10/5)
 - Gained more than 2,000 rushing yards as a senior, including 1,000 yards in three postseason games, with more than 300 yards in each game
 - Father Marques Maybin played basketball at Louisville (1997-2001)
- >> [Full profile on Record Book Page 81](#)

CAREER STATS

Defense	GP/GS	UT	AT	TT	Sack	TFL	FF	FR	PD	Int	High Tk
2013	11/0	8	6	14	0-0	0-0	0	0	0	0-0	3-2x
2014	11/11	53	30	83	2-10	10-31	0	2	0	1-1	10-2x
Totals	22/11	61	36	97	2-10	9-27	0	2	0	1-1	10-2x

CAREER HIGHS

Tackles	10 vs. Utah State, 8/31/14 & at Georgia, 9/27/14
Tackles For Loss	3.5 at Georgia, 9/27/14
Sacks	2 at Georgia, 9/27/14
Interceptions	1 vs. Florida, 10/4/14
Fumble Recovery	1 at Oklahoma, 9/13/14 & vs. Alabama, 10/25/14
Blocked Punt	1 vs. Georgia, 10/5/13

GAME-BY-GAME

2013 Opp.	U-A-T, Other	2014 Opp.	U-A-T, Other
Austin Peay	0-0-0	Utah State	5-5-10, 0.5-2 tfl
W. Kentucky	DNP	Ark. State	4-2-6, 2-5 tfl, 1-3 sk
at Oregon	0-0-0	at Oklahoma	7-2-9, fr
at Florida	2-0-2	at Georgia	7-3-10, 3.5-14 tfl, 2-7 sk
So. Alabama	0-1-1	Florida	7-2-9, 1-1 tfl, 1-1 int
Georgia	2-1-3, blk punt	Chattanooga	2-3-5
So. Carolina	1-0-1	at Ole Miss	7-2-9
at Alabama	0-1-1	Alabama	3-2-5, fr
at Missouri	1-0-1	at So. Carolina	5-3-8, 1-1 tfl
Auburn	0-3-3	Kentucky	4-1-5, 1-4 tfl
Vanderbilt	1-0-1	Missouri	4-3-7, 1-4 tfl
at Kentucky	1-0-1	at Vanderbilt	

#73 JASHON ROBERTSON

OL, 6-3, 304, Fr., Nashville, Tenn.

- **True freshman became first UT player since current Miami Dolphin Ja'Wuan James (9/4/10 vs. UT-Martin) to start on offensive line in first college game when he did so vs. Utah State (8/31)**
 - Started all 11 games this season at right guard
 - **Only member of the Vols offensive line to start all 11 games at the same position (right guard)**
 - Became fourth true frosh to start opener on OL: Bill Mayo (1981), Michael Munoz (2000), James (2010)
 - Won starting right guard spot after moving from defensive line to offensive line on Aug. 4 after three practices
 - 3-star prospect out of Montgomery Bell Academy has been praised for intelligence on line by Butch Jones
 - Two-way standout as a defensive tackle and offensive guard for MBA
 - First-Team Tennessean All-Midstate selection as a senior in 2013
 - Named to The Tennessean's Dandy Dozen as one of the top 12 players in the Midstate
 - Posted 74 tackles including 14 for a loss in 2013
- >> [Full profile on Media Guide Page 82](#)

CAREER STATS

Games Played/Started: 2014: 11/11

#60 AUSTIN SANDERS

OL, 6-5, 311, RFr., Cleveland, Tenn.

- Backup left guard has played in four games
 - Played vs. Utah State (8/31), vs. Chattanooga (10/11), at #3 Ole Miss (10/18) and vs. Kentucky (11/15)
 - One of 32 players to make Tennessee debut vs. Utah State (8/31)
 - Redshirted as true freshman in 2013
 - 4-star prospect out of Bradley Central
 - The first commitment of Tennessee's 2013 class, verbally committed to the Vols prior to his junior season
 - 2013 Tenn. Class AAA Mr. Football Lineman of the Year
 - 2013 District 5-AAA Lineman of the Year;
 - Helped his team to back-to-back County Championship titles and three consecutive playoff appearances
- >> [Full profile on Media Guide Page 82](#)

CAREER STATS

Games Played/Started: 2013: 0/0; 2014: 3/0; Totals: 4/0

#24 DERRELL SCOTT

RB, 5-11, 194, Fr., Havelock, N.C.

- Became 23rd true freshman to play for Vols in 2014 when he debuted vs. Chattanooga (10/11)
- Played in two games with 11 carries for 40 yards in 2014
- Ran for 42 yards on nine carries vs. Chattanooga (10/11)
- Did not play in first five games of the season
- Four-star tailback at Havelock High School, rated as No. 6 overall prospect in state of North Carolina
- Led team to three state championships in a row from sophomore to senior seasons

- MVP of 2013 state championship game after rushing for 209 yards and three touchdowns
 - Set Class 3A Championship game record with a 96-yard rushing touchdown
 - Ran for 6,145 yards and 87 touchdowns in HSCareer
 - Averaged 99.1 yards per game in prep career with 9.43 yards per rush
 - Rushed for 2,147 yards and 25 touchdowns as a senior
 - Helped team to a combined 58-5 record in high school
- >> [Full profile on Media Guide Page 84](#)

CAREER STATS

Rushing	GP/GS	No	Yds	Avg	Per/G	TD	Long	High Yd
2014	2/0	11	40	3.6	20.0	0	15-UTC	42-UTC

CAREER HIGHS

Rushes	9 vs. Chattanooga, 10/11/14
Rushing Yards	42 vs. Chattanooga, 10/11/14

2014 Opp.	Rush-Yds-TD, Lg	Rec-Yds-TD, Lg
Chattanooga	9-42-0, 15	0-0-0
at Ole Miss	2-(-2)-0, 2	0-0-0

#25 JOSH SMITH

WR, 6-1, 200, So., Knoxville, Tenn.

- Underwent ankle surgery on Nov. 6 for which has caused him to be sidelined since at #12/13 Georgia (9/27)
 - Will miss remainder of season, will apply for injury red-shirt season
 - Has 10 catches for 135 yards with a TD in three games
 - **Career high five catches for career-best 58 yards including 40-yard touchdown** at #4/3 Oklahoma (9/13)
 - Two catches including reception for 21 yards as he hurdled defender vs. Arkansas State (9/6)
 - Three catches for 48 yards vs. Utah State (8/31)
 - In 11 games, made four starts, in 2013 with 12 catches for 182 yards with one touchdown
 - **First career touchdown on a 29-yard pass** as part of three catches for 40 yards vs. South Alabama (9/28)
 - In first career start, caught a career-long 51 yard catch at #2 Oregon (9/14)
 - One of 11 true freshman to make debut vs. Austin Peay (8/31), made first career catch for nine yards
 - All-State wide receiver at CAK as a junior and senior
- >> [Full profile on Media Guide Page 84](#)

CAREER STATS

Receiving	GP/GS	No	Yds	Avg	Per/G	TD	Long	High Yd
2013	11/4	12	182	15.2	16.5	1	51-UO	51-UO
2014	3/1	10	135	13.5	45.0	1	40-UO	58-UO
Totals	14/5	22	317	14.4	22.6	2	51-UO	58-UO

CAREER HIGHS

Receptions	5 at Oklahoma, 9/13/14
Receiving Yards	58 at Oklahoma, 9/13/14
Touchdowns	1 vs. South Alabama, 9/28/13 & at Oklahoma, 9/13/14

GAME-BY-GAME

2013 Opp.	Rec-Yards-TD, Lg	2014 Opp.	Rec-Yards-TD, Lg
Austin Peay	1-9-0, 9	Utah State	3-48-0, 38
W. Kentucky	3-37-0, 16	Ark. State	2-29-0, 21
at Oregon	1-51-0, 51	at Oklahoma	5-58-1, 40
at Florida	1-2-0, 2	at Georgia	DNT-INJ
So. Alabama	3-40-1, 29	Florida	DND-INJ
Georgia	1-26-0, 26	Chattanooga	DND-INJ
So. Carolina	DNP-INJ	at Ole Miss	DNT-INJ
at Alabama	1-9-0, 9	Alabama	DND-INJ
at Missouri	1-9-0, 9	at So. Carolina	DNT-INJ
Auburn	0-0-0		
Vanderbilt	0-0-0		
at Kentucky	0-0-0		

#23 CAMERON SUTTON

DB, 6-1, 190, So., Jonesboro, Ga.

- **Freshman All-American returning at cornerback**
- Started all 11 games in 2014, has 33 tackles including 4.0 TFLs with **team-best 13 passes defended**
- **Tied with Justin Coleman for team lead with three interceptions, tied for fourth in the SEC**
- **Fourth in SEC lead in passes defended with 13**
- **His 13 passes defended are tied for the eighth-most in a season in Tennessee history**
- Also has 11 punt returns for 72 yards and one kickoff return for 21 yards on the season
- Pair of pass break-ups vs. #19 Missouri (11/22)
- Two passes broken up and two tackles in win over Kentucky (11/15)

- Five tackles and forced fumble vs. #4 Alabama (10/25)
- Two tackles along with four punt returns for 21 yards and a kickoff return for 21 yards at #3 Ole Miss
- Career long 42-yard punt return vs. Chattanooga (10/11), also had a TFL
- Third interception of year vs. Florida (10/4) as part of career-best four passes defended
- Second interception of season at #12/13 Georgia (9/27), along with three tackles in homecoming
- Career-high eight tackles and broke up a pass at #4/3 Oklahoma (9/13)
- Four stops including a TFL vs. Arkansas State (9/6)
- Began 2014 with third career interception vs. Utah State (8/31), also made four tackles with a TFL
- **2013 247Sports Freshman All-American Second Team**
- **2013 Athlon Freshman All-American Second Team**
- **2013 College Football News All-Freshman Second Team Mention**
- **2013 Freshman All-SEC Coaches First Team**
- Starter in 12 games at cornerback as freshman in 2013
- Made 39 tackles (sixth on team in tackles)
- Had a **team-high nine passes defended**, an interception return for touchdown, two fumble recoveries, 4.0 TFLs and a sack
- Six tackles including two TFLs with first career sack vs. #7 Auburn (11/9); **sack was first by a Vols' defensive back since Prentiss Waggoner in 2011**
- **Broke up three passes, posted career-best seven tackles** vs. South Alabama (9/28), also had a key 5-yard TFL
- **Became first true freshman to return an interception for a touchdown since Eric Berry (2007 at Florida) on a 36-yard return vs. WKU (9/7), INT started run of NCAA record four consecutive forced turnovers for Vols on four consecutive plays;** also had four tackles
- First true freshman to start in secondary since Justin Coleman (2011) in season opener vs. Austin Peay (8/31)
- Was first newcomer to have his black stripe removed during training camp in 2013 (Aug. 9).
- 3-star recruit by Rivals, Scout, 247Sports and ESPN
- Played both cornerback and wide receiver as well as re-turner and punter on special teams at Jonesboro
- Racked up 1,396 all-purpose yards as a senior receiver and returner for the Cardinals; 19 TDs as a senior
- Named All-State by the Atlanta Journal Constitution in Class AAAA as a senior

>> Full profile on Media Guide Page 86

CAREER STATS

Defense	GP/GS	UT	AT	TT	Sack	TFL	FF	FR	PD	Int	High Tk
2013	12/12	34	5	39	1-7	4-17	0	2	9	2-36	7-USA
2014	11/10	27	6	33	0-0	4-8	1	0	13	3(-1)	8-OU
Totals	23/23	61	11	72	1-7	8-25	1	2	22	5-35	8-OU

Punt Returns	GP/GS	No	Yds	Avg	Per/G	TD	Long	High Yd
2014	11/10	11	72	6.5	6.5	0	42-UTC	42-UTC

Kick Returns	GP/GS	No	Yds	Avg	Per/G	TD	Long	High Yd
2014	11/10	1	21	21.0	1.9	0	21-Miss	21-Miss

CAREER HIGHS

Tackles	8 at Oklahoma, 9/13/14
Tackles For Loss	2 vs. Auburn, 11/9/13
Sacks	1 vs. Auburn, 11/9/13
Forced Fumble	1 vs. Alabama, 10/25/14
Interceptions	1 five times, last vs. Florida, 10/4/14
Touchdowns	1 vs. Western Kentucky, 9/7/13
Passes Defended	4 vs. Florida, 10/4/14
Fumble Recovery	1 at Florida, 9/21/13 & at Alabama, 10/26/13
Punt Returns	4 at Ole Miss, 10/18/14
Punt Return Yards	42 vs. Chattanooga, 10/11/14
Long Punt Return	42 vs. Chattanooga, 10/11/14
Kickoff Returns	1 at Ole Miss, 10/18/14
Kickoff Return Yards	21 at Ole Miss, 10/18/14
Long Kickoff Return	21 at Ole Miss, 10/18/14

2013 Opp. U-A-T, Other

Austin Peay	0-0-0
W. Kentucky	4-0-4, 1-36 INT-TD
at Oregon	3-1-4
at Florida	2-0-2, fr, pbu
So. Alabama	5-2-7, 1-5 tfl, 3 pd
Georgia	4-0-4, pbu
So. Carolina	2-0-2, 1-0 int
at Alabama	2-0-2, 1-2 tfl, fr
at Missouri	3-0-3
Auburn	5-1-6, 1-7 sk, 2-10 tfl
Vanderbilt	1-1-2
at Kentucky	3-0-3, 2 pd

2014 Opp. U-A-T, Other Punt Ret. Kickoff Ret.

Utah State	4-0-4, 1-0 int, 1-1 tfl	0-0-0	0-0-0
Ark. State	3-1-4, 1-3 tfl	0-0-0	0-0-0
at Oklahoma	6-2-8, pd	1-3-0, 3	0-0-0
at Georgia	2-1-3, 1-0 int	1-4-0, 4	0-0-0
Florida	1-0-1, 1(-1)int, 3 pbu, 1-2 tfl	3-6-0, 4	0-0-0

Chattanooga	1-0-1, 1-2 tfl	1-42-0, 42	0-0-0
at Ole Miss	1-1-2	4-21-0, 11	1-21-0, 21
Alabama	5-0-5, ff	1-(-4)-0, -4	0-0-0
at So. Carolina	1-1-2, pd	0-0-0	0-0-0
Kentucky	2-0-2, 2 pbu	0-0-0	0-0-0
Missouri	1-0-1, 2 pbu	0-0-0	0-0-0

TENNESSEE PASSES DEFENDED RECORDS

Passes Defended In A Season

1. Jonathan Wade (2006)	17
Deon Grant (1999)	17
3. Gibril Wilson (2003)	15
Jabari Greer (2002)	15
5. Roshawn Fellows (2004)	14
Rashad Baker (2001)	14
Terry Fair (1997)	14
8. Cameron Sutton (2014)	13
E. Berry/J. Allen/J. Greer	13

#13 DEVAUN SWAFFORD

DB, 5-11, 184, So., Kingsport, Tenn.

- Played in all 11 games in 2014, making three tackles
 - In 2013, as a true freshman walk-on, saw time at nickelback and special teams; played in all 12 games with two starts
 - Earned scholarship from Butch Jones on May 20, 2014
 - Had an interception for a touchdown and a touchdown on a blocked punt along with 12 tackles, a forced fumble and a pass break-up in debut season
 - **Just the seventh Vol in history, and first true freshman, with an INT for a TD and special teams TD in the same season and the first since Dale Carter in 1990**
 - **Recovered a blocked punt for a 15-yard punt return TD** to key Vols' last game surge vs. #6 Georgia (10/5); that was UT's first TD on a blocked punt since 2006
 - **Returned first career interception 62 yards for a touchdown at #19 Florida (9/21); became first Vol with a Pick-6 at Florida since Eric Berry -- also as a true freshman -- in 2007**
 - Four-year letterwinner at Dobyns-Bennett serving for one season as the captain of the team
 - Racked up 1,238 rushing yards for 29 touchdowns, 350 receiving yards (four TDs), while also making 25 tackles and recording five interceptions as a senior
- >> Full profile on Record Book Page 94

CAREER STATS

Defense	GP/GS	UT	AT	TT	Sack	TFL	FF	FR	PD	Int	High Tk
2013	12/2	11	6	17	0-0	0-0	1	0	2	1-62	6-VU
2014	11/0	2	1	3	0-0	0-0	0	0	0	0-0	1-3x
Totals	23/2	13	7	20	0-0	0-0	1	0	2	1-62	6-VU

CAREER HIGHS

Tackles	6 vs. Vanderbilt, 11/23/13
Interceptions	1 at Florida, 9/21/13
Touchdowns	1 at Florida, 9/21/13 & vs. Georgia, 10/5/13
Forced Fumble	1 vs. Vanderbilt, 11/23/13

GAME-BY-GAME

2013 Opp.	U-A-T, Other	2014 Opp.	U-A-T, Other
Austin Peay	1-1-2	Utah State	0-0-0
W. Kentucky	1-0-1, pd	Ark. State	1-0-1
at Oregon	1-0-1	at Oklahoma	0-0-0
at Florida	0-0-0, 1-62 int-TD	at Georgia	0-0-0
So. Alabama	1-0-1	Florida	0-0-0
Georgia	0-0-0, 1-15 PR-TD	Chattanooga	0-1-1
So. Carolina	0-0-0	at Ole Miss	0-0-0
at Alabama	0-0-0	Alabama	0-0-0
at Missouri	0-1-1	at So. Carolina	1-0-1
Auburn	0-0-0	Kentucky	0-0-0
Vanderbilt	4-2-6, ff	Missouri	0-0-0
at Kentucky	3-2-5	at Vanderbilt	

#55 COLEMAN THOMAS

OL, 6-6, 328, Fr., Max Meadows, Va.

- Played nine total games including first seven games in 2014, starting five at right tackle
- Returned to action vs. Kentucky (11/15) after sitting out games vs. #4 Alabama (10/25) and at South Carolina (11/1) with an ankle injury
- True freshman moved into starting lineup at right tackle at Oklahoma (9/13)
- Drew first start at right tackle at #4/3 Oklahoma (9/13)
- One of 21 true freshmen to debut vs. Utah State (8/31)
- Had black stripe removed on Aug. 23 at Neyland Stadium
- 3-star recruit out of Fort Chiswell High School in Virginia
- Played on both sides of the ball, earning Region 1A West Defensive Player of the Year as a senior
- Offensive and Defensive Lineman of the Year honors in Region 1A as a senior
- First Team All-Region on both offense and defense as a senior in 2013

- Named First Team All-Timesland offensive lineman after junior year in 2012
- >> Full profile on Media Guide Page 88

CAREER STATS

Games Played/Started: 2014: 9/5

#50 COREY VEREEN

DL, 6-2, 253, So., Winter Garden, Fla.

- Starting left defensive end in second year with Vols; started all 11 games
 - Has 23 tackles with 4.0 TFLs, 1.5 sacks, a forced fumble and three quarterback hurries in 10 starts
 - Three tackles at South Carolina (11/1)
 - Three tackles with a forced fumble vs. #4 Alabama (10/25)
 - **Best game of career with highs of six tackles, 2.5 TFLs and 1.5 sacks at #3 Ole Miss (10/18)**
 - Three tackles with 0.5 TFL at #12/13 Georgia (9/27)
 - Career-high four tackles, including a TFL at #4/3 Oklahoma (9/13)
 - One stop and two quarterback hurries vs. Arkansas State (9/5)
 - Drew first career start at left end and made one tackle vs. Utah State (8/31)
 - In 2013, played in nine games after returning from knee injury suffered early in training camp
 - Made 13 tackles including a sack for seven yards, a TFL and two quarterback hurries
 - Posted first career sack, tackle for loss and tackle on a 7-yard loss vs. #6 Georgia (10/5)
 - Recorded 31 sacks over his final two seasons at West Orange High School
 - Named to the Orlando Sun Sentinel's 2011 All-Central Florida Defensive Team after making 59 tackles, including 14 for a loss, and setting a school-record with 16 sacks during his junior season
- >> Full profile on Media Guide Page 88

CAREER STATS

Defense	GP/GS	UT	AT	TT	Sack	TFL	FF	FR	QH	Int	High Tk
2013	9/0	9	4	13	1-7	1-7	0	0	2	0-0	4-AU
2014	11/10	14	9	23	1-5-11	4-15	0	1	3	0-0	6-Miss
Totals	20/10	23	13	36	2-5-18	5-22	0	1	5	0-0	6-Miss

CAREER HIGHS

Tackles	6 at Ole Miss, 10/19/14
Tackles For Loss	2.5 at Ole Miss, 10/19/14
Sacks	1.5 at Ole Miss, 10/19/14
Fumble Recoveries	1 vs. Alabama, 10/25/14
Quarterback Hurries	2 vs. Arkansas State, 9/6/14

2013 Opp.	U-A-T, Other	2014 Opp.	U-A-T, Other
Austin Peay	DNP-INJ	Utah State	1-0-1
W. Kentucky	DNP-INJ	Ark. State	1-0-1, 2qh
at Oregon	DNP-INJ	at Oklahoma	2-2-4, 1-2 tfl
at Florida	0-0-0	at Georgia	1-2-3, 0.5-1 tfl
So. Alabama	0-0-0, qh	Florida	1-0-1
Georgia	1-0-1, 1-7 sk, 1-7 tfl, qh	Chattanooga	0-0-0
So. Carolina	1-0-1	at Ole Miss	4-2-6, 1.5-11 sk, 2.5-12 tfl
at Alabama	2-1-3	Alabama	1-2-3, fr
at Missouri	1-2-3, pbu	at So. Carolina	2-1-3, qh
Auburn	3-1-4	Kentucky	0-0-0
Vanderbilt	0-0-0	Missouri	1-0-1
at Kentucky	1-0-1	at Vanderbilt	

#42 CHRIS WEATHERD

LB, 6-4, 225, Jr., Carrollton, Texas.

- Highly-regarded JUCO transfer from Trinity Valley C.C.
 - Played in 11 games, starting one, with 10 tackles including 3.0 TFLs and 2.5 sacks
 - Four tackles with a half-sack in win over Kentucky (11/15)
 - Second sack came vs. Chattanooga (10/11) for five yards
 - Posted first sack vs. Florida (10/4) for 10 yards
 - In first start with Vols, had two tackles and a pass break-up vs. Arkansas State (9/6)
 - One of 32 to debut vs. Utah State (8/31), made a tackle
 - Played two seasons at Trinity Valley C.C., in Athens, Texas, helping Cardinals to Southwest Junior College Football title in C.H.A.M.P.S. Heart Bowl in 203
- >> Full profile on Media Guide Page 89

CAREER STATS

Defense	GP/GS	UT	AT	TT	Sack	TFL	FF	FR	QH	Int	High Tk
2014	11/1	7	3	10	2.5-17	3.0-20	0	0	1	0-0	4-UK

CAREER HIGHS

Tackles	4 vs. Kentucky, 11/15/14
Tackles For Loss	1 vs. Florida, 10/4/14 & vs. Chattanooga, 10/11/14
Sacks	1 vs. Florida, 10/4/14 & vs. Chattanooga, 10/11/14

GAME-BY-GAME

2014 Opp.	U-A-T, Other	2014 Opp.	U-A-T, Other
Utah State	0-1-1, 0.5-3	at Ole Miss	0-0-0
Ark. State	2-0-2, pbu	Alabama	1-0-1
at Oklahoma	0-0-0	at So. Carolina	0-0-0
at Georgia	0-0-0	Kentucky	2-2-4, 0.5-2 sk, 0.5-2 tfl
Florida	1-0-1, 1-10 sk, 1-10 tfl	Missouri	0-0-0
Chattanooga	1-0-1, 1-5 sk, 1-5 tfl		

#71 DYLAN WIESMAN

OL, 6-3, 303, So., Cincinnati, Ohio

- Versatile lineman, backing up center Mack Crowder, can play any position on the offensive line
- Drew first college start in place of Crowder vs. #19 Missouri (11/22) at center
- Played in all 10 games in 2014, mostly on special teams block
- Came on as reserve center late vs. Kentucky (11/15)
- In 2013, freshman season was Vols' backup right guard
- Played in 10 games as a true freshman
- Made college debut vs. Western Kentucky (9/7)
- Named Associated Press Division I first-team as a senior
- A three-year starter for the Cardinals helping his team to three straight Greater Miami (Ohio) Conference titles
- Compiled a 33-4 overall record and a perfect 21-0 conference record in his three years

>> Full profile on Media Guide Page 90

CAREER STATS

Games Played/Started: 2013: 10/0; 2014: 11/1; Career: 21/1

#54 JORDAN WILLIAMS

DL, 6-5, 284, Sr., Gainesville, Fla.

- Starting at defensive tackle as a senior after adding 24 pounds since junior year of 2013
- Started all 11 games in 2014, making 24 tackles with 4.0 TFLs, two sacks and four pass break-ups
- On senior night, set career-high with six tackles, including a 6-yard sack vs. #19 Missouri (11/22)
- Suffered a broken wrist in Ole Miss (10/18) game, but played with a cast
- Four tackles at #3 Ole Miss (10/18), suffered a broken wrist
- Three stops at #12/13 Georgia (9/27) and vs. Florida (10/4)
- Posted three tackles including 2-yard sack at #4/3 Oklahoma (9/13)
- Three stops and a hurry vs. Arkansas State (9/6)
- Had a tackle for a TFL vs. Utah State (8/31) in first start at defensive tackle
- Began 2013 as starter at defensive end following training camp after injury to Jacques Smith
- Posted 18 tackles in 12 games with three starts in 2013
- In 2012, started five of last six games at JACK linebacker after backing up early in season
- Played 10 games with five starts, made 17 tackles in 2012
- Career-high five tackles, including career-best three TFLs and third-career sack vs. Kentucky (11/24/12)

>> Full profile on Media Guide Page 90

CAREER STATS

Defense	GP/GS	UT	AT	TT	Sack	TFL	FF	FR	QH	Int	High Tk
2011	9/0	3	1	4	1-6	1-6	0	0	0	0-0	1-3x
2012	10/5	12	5	17	2-14	4-17	0	0	0	0-0	5-UK
2013	12/3	9	9	18	1.5-8	1.5-8	0	0	1	0-0	4-WKU
2014	11/11	13	11	24	2-8	4-10	0	0	1	0-0	6-Miz
Totals	42/19	37	26	63	6.5-36	10.5-41	0	0	2	0-0	6-Miz

CAREER HIGHS

Tackles	6 vs. Missouri, 11/22/14
Tackles For Loss	3 vs. Kentucky, 11/24/12
Sacks	1.5 vs. Western Kentucky, 9/7/13

GAME-BY-GAME

2011 Opp.	U-A-T, Other	2012 Opp.	U-A-T, Other
Montana	DNP	vs. NC State	DNP
Cincinnati	DNP	Ga. State	2-2-4
at Florida	DNP	Florida	0-0-0
Buffalo	1-0-1, 1-6 sk, 1-6 tfl	Akron	0-0-0
Georgia	0-0-0	at Georgia	0-0-0
LSU	0-0-0	at Miss State	0-0-0
at Alabama	0-0-0	Alabama	0-2-2
South Carolina	1-0-1	at So. Carolina	2-0-2
MTSU	0-1-1	Troy	1-0-1
at Arkansas	1-0-1	Missouri	2-0-2, 1-6 sk, 1-6 tfl
Vanderbilt	0-0-0	at Vanderbilt	0-0-0
at Kentucky	0-0-0	Kentucky	5-0-5, 1-8 sk, 3-11 tfl
2013 Opp.	U-A-T, Other	2014 Opp.	U-A-T, Other
Austin Peay	1-0-1	Utah State	1-0-1, 1-1 tfl
W. Kentucky	2-2-4, 1.5-8 sk, 1.5-8 tfl	Ark. State	1-2-3, qh
at Oregon	3-1-4	at Oklahoma	3-0-3, 1-2 sk, 1-2 tfl

at Florida	0-2-2	at Georgia	1-2-3
So. Alabama	1-1-2	Florida	2-1-3, 1-1 tfl
Georgia	0-0-0	Chattanooga	0-1-1
So. Carolina	1-0-1	at Ole Miss	3-1-4, pbu
at Alabama	0-0-0	Alabama	0-0-0
at Missouri	1-0-1 qh	at So. Carolina	0-0-0, pbu
Auburn	0-3-3	Kentucky	0-0-0, pbu
Vanderbilt	0-0-0	Missouri	2-4-6, 1-6 sk, 1-6 tfl, pd
at Kentucky	0-0-0	at Vanderbilt	

#24 MICHAEL WILLIAMS

DB, 5-11, 177, RSo., Laurel, Md.

- Suspended from all team activities on Nov. 17
- Two-sport athlete playing cornerback in 2014
- Played in all 10 games and has started five at cornerback, making 23 tackles in debut season with Vols
- Career-best six tackles vs. Florida (10/4)
- Four stops as a reserve in the secondary at #12/13 Georgia (9/27)
- Five tackles vs. Arkansas State (9/6) in start at corner
- One of 32 to make Tennessee debut vs. Utah State (8/31), drew start at cornerback and made a tackle
- Impressed in fall camp of 2013 before injury sidelined him
- Member of Tennessee track & field team, competing in 400 meters, 4X400 relay and 400 meter hurdles
- Played at DeMatha Catholic High School
- Originally signed a scholarship to play football at Maryland. His desire to run track was greater so he asked for, and was granted, a release by the Terps.
- Was a 2011 Washington Post All-Met First Team honoree
- Brother Madieu Williams was a star football player at Maryland and played 10 years in the NFL (Cincinnati Bengals, Minnesota Vikings and Washington Redskins)

>> Full profile on Media Guide Page 92

CAREER STATS

Defense	GP/GS	UT	AT	TT	Sack	TFL	FF	FR	PD	Int	High Tk
2014	10/5	18	5	23	0-0	0-0	0	0	0	0-0	6-UF

CAREER HIGHS

Tackles	6 vs. Florida, 10/4/14
---------	------------------------

GAME-BY-GAME

2014 Opp.	U-A-T, Other	2014 Opp.	U-A-T, Other
Utah State	0-1-1	at Ole Miss	0-0-0
Ark. State	4-1-5	Alabama	1-0-1
at Oklahoma	1-1-2	at So. Carolina	0-0-0
at Georgia	4-0-4	Kentucky	0-0-0
Florida	4-2-6		
Chattanooga	2-0-2		

#58 OWEN WILLIAMS

DL, 6-2, 288, R.Jr., Macon, Ga.

- Backup nose tackle to Danny O'Brien in first season with Vols after transferring in from Butler C.C. in Kansas
- Named Tim Tebow's Freak Of The Week on SEC Nation, when the show aired from Knoxville on Nov. 22
- Played in 10 games in 2014, making 19 tackles with two sacks for 12 yards
- Made four tackles vs. #4 Alabama (10/25)
- Sat out game vs. Chattanooga (10/11) after undergoing right thumb surgery on Oct. 6, returned in limited action at #3 Ole Miss (10/18)
- Made three tackles both at #12/13 Georgia (9/27) and at #4/3 Oklahoma (9/13)
- Breakout games with five tackles including two sacks for 12 yards vs. Arkansas State (9/6)
- One of 32 to make Tennessee debut vs. Utah State (8/31)
- Strongest member of the team with nine bench presses of 600 pounds
- Two-year starter at Butler C.C., 3-star JUCO recruit
- Second Team NJCAA All-American in 2013
- 2013 Kansas Jayhawk Community College Conference Defensive Player of the Year
- 2013 KJCCC First Team All-Conference
- Helped Grizzlies to 2013 Graphic Edge Bowl, making nine tackles in the game
- Led conference in sacks with 7.0 for 50 yards, as part of team-best 15.5 TFLs in 2013
- Piled up 48 tackles and forced a fumble in 2013
- Originally signed with Georgia Southern coming out of Westside High School in 2011

>> Full profile on Media Guide Page 92

CAREER STATS

Defense	GP/GS	UT	AT	TT	Sack	TFL	FF	FR	PD	Int	High Tk
2014	10/0	10	9	19	2-12	2-12	0	0	2	0-0	5-AU

CAREER HIGHS

Tackles	5 vs. Arkansas State, 9/6/14
Sacks	2 vs. Arkansas State, 9/6/14
Tackles For Loss	2 vs. Arkansas State, 9/6/14

GAME-BY-GAME

2014 Opp.	U-A-T, Other	2014 Opp.	U-A-T, Other
Utah State	0-0-0	at Ole Miss	0-0-0
Ark. State	3-2-5, 2-12 sk, 2-12 tfl, pbu	Alabama	2-2-4
at Oklahoma	1-2-3	at So. Carolina	1-0-1
at Georgia	0-3-3	Kentucky	0-0-0
Florida	1-0-1	Missouri	2-0-2, pbu
Chattanooga	DND-INJ		

#82 ETHAN WOLF

TE, 6-5, 240, Fr., Minster, Ohio.

- Became first true freshman to start season opener at tight end in Tennessee history
- Started first eight games he played, seeing action in 10 games overall with nine total starts
- Made 21 catches for 203 yards
- Has a catch in first nine games he played in 2014
- Two receptions for 39 yards in win over Kentucky (11/15)
- Two catches for 14 yards at South Carolina (11/1)
- Five catches for 69 yards at #12/13 Georgia (9/27)
- Did not play at #4/3 Oklahoma (9/13) due to ankle injury
- Team-best five catches for 20 yards vs. Arkansas State (9/6)
- Started in first college game vs. Utah State (8/31) and made three catches for 28 yards
- One of four Vols to have first black stripes removed in '14 (Derek Barnett, Jalen Hurd, Emmanuel Moseley) on Aug. 10
- Wearing #82 with Vols as a tribute to VFL tight end Jason Witten, who wears #82 with the Dallas Cowboys
- 4-star recruit from Minster H.S.
- Associated Press Second Team All-Ohio as a senior and junior
- Earned First Team All-Midwest Athletic Conference honors in 2012 and 2013
- Named to the Division IV First Team All-District team in his junior and senior years
- As a senior, hauled in 41 receptions for 475 yards with five receiving touchdowns

>> Full profile on Media Guide Page 93

CAREER STATS

Receiving	GP/GS	No	Yds	Avg	Per/G	TD	Long	High Yd
2014	10/9	21	203	9.7	20.3	0	24-Uga	69-Uga

CAREER HIGHS

Receptions	5 vs. Arkansas State, 9/6/14 & at Georgia, 9/27/14
Receiving Yards	69 at Georgia, 9/27/14

GAME-BY-GAME

2014 Opp.	Rec-Yards-TD, Lg	2014 Opp.	Rec-Yards-TD, Lg
Utah State	3-26-0, 12	at Ole Miss	1-6-0, 6
Ark. State	5-20-0, 8	Alabama	1-10-0, 10
at Oklahoma	DNP-INJ	at S. Carolina	2-14-0, 13
at Georgia	5-69-0, 24	Kentucky	2-39-0, 25
Florida	1-3-0, 3	Missouri	0-0-0
Chattanooga	1-16-0, 16	at Vanderbilt	

#14 JUSTIN WORLEY

QB, 6-4, 220, Sr., Rock Hill, S.C.

- Underwent season-ending surgery for a torn lambrum on Nov. 6. Has been sidelined since end of game at #3 Ole Miss (10/18), had started first seven games in 2014
- Senior quarterback, officially named Vols starter in 2014 by Butch Jones at team's Media Day on Aug. 14
- In 2014, started first seven games as a senior, for 62.3 completion percentage, completing 157-of-252 passes for 1,579 yards with 12 touchdowns and eight interceptions
- Rushed for three touchdowns on the season
- Was 19-of-34 for 191 yards with three interception at #3 Ole Miss (10/18)
- Accounted for career high five touchdowns (three passing and two rushing) vs. Chattanooga (10/11) as he was 19-of-24 for 198 yards; became first Vols QB to rush for two TDs in a game since Casey Clausen did so in 2002 Citrus Bowl vs. Michigan
- Threw for 205 yards on 26-of-39 vs. Florida (10/4)
- Completed 23-of-35 passes for 264 yards and three touchdowns at #12/13 Georgia (9/27) despite missing three second-half series due to injury
- Threw for 201 yards on 21-of-44 at #4/3 Oklahoma (9/13)
- Three touchdowns, two passing and first career rushing TD vs. Arkansas State (9/5); finished 22-of-38 for 247 yards, beginning game with nine straight completions

2014 Statistics

Overall: 5-6

SEC: 2-5

Home: 4-3

Away: 1-3

Neutral: 0-0

2014 » SCHEDULE & RESULTS

Date	UT (rank)	Opponent (rank)	TV	Site	Time/Result	Attend.	Top Rusher	Top Passer	Top Receiver	Top Tackler
Aug. 31	--/--	Utah State	SECN	Knoxville	W, 38-7	102,455	Marlin Lane (11-41-1)	Justin Worley (27-38-273-3)	Pig Howard (6-37)	Reeves-Maybin (10)
Sept. 6	RV/--	Arkansas State	SECN	Knoxville	W, 34-19	99,538	Jalen Hurd (23-83-1)	Justin Worley (22-38-247-2)	Von Pearson (4-71)	A.J. Johnson (9)
Sept. 13	RV/--	at #4/3 Oklahoma	ABC	Norman, Okla.	L, 34-10	85,622	Jalen Hurd (14-101)	Justin Worley (21-44-201-1)	Marquez North (6-67)	A.J. Johnson (11)
Sept. 27	--/--	at #12/13 Georgia*	ESPN	Athens, Ga.	L, 35-32	92,746	Jalen Hurd (24-119-1)	Justin Worley (22-35-264-3)	Ethan Wolf (5-69)	A.J. Johnson (17)
Oct. 4	--/--	Florida*	SECN	Knoxville	L, 10-9	102,455	Jalen Hurd (10-39)	Justin Worley (26-39-205)	Pig Howard (6-79)	Johnson/Randolph (13)
Oct. 11	--/--	Chattanooga (HC)	SECN	Knoxville	W, 45-10	93,097	Derrell Scott (9-42)	Justin Worley (19-24-198-3)	Jason Croom (6-76)	A.J. Johnson (9)
Oct. 18	--/--	at #3/3 Ole Miss*	ESPN	Oxford, Miss.	L, 34-3	62,081	Jalen Hurd (13-40)	Justin Worley (19-34-191)	Josh Malone (5-75)	Barnett/Johnson (10)
Oct. 25	--/--	#4/4 Alabama*	ESPN2	Knoxville	L, 34-20	102,455	Joshua Dobbs (19-75)	Joshua Dobbs (19-32-192-2)	Marquez North (4-56)	A.J. Johnson (8)
Nov. 1	--/--	at South Carolina*	SECN	Columbia, S.C.	W, 45-42 (OT)	81,891	Joshua Dobbs (24-166-3)	Joshua Dobbs (23-40-301-2)	Pig Howard (5-109)	Brian Randolph (14)
Nov. 15	--/--	Kentucky*	SECN	Knoxville	W, 50-16	102,455	Jalen Hurd (24-118-1)	Joshua Dobbs (19-27-297-3)	Jason Croom (3-87-1)	Brian Randolph (8)
Nov. 22	--/--	#19/20 Missouri*	ESPN	Knoxville	L, 29-21	95,821	Jalen Hurd (11-40)	Joshua Dobbs (24-37-195-1)	Pig Howard (8-90)	LaDarrell McNeil (11)
Nov. 29	--/--	at Vanderbilt*	SECN	Nashville	4:00 PM					

Rankings listed (AP/USA Today) HC-Homecoming *-SEC Game

Team Statistics

	UT	OPP
SCORING	307	270
Points Per Game	27.9	24.5
Points Off Turnovers	197	118
FIRST DOWNS	231	202
Rushing	91	101
Passing	125	94
Penalty	15	7
RUSHING YARDAGE	1450	1822
Yards gained rushing	1838	2147
Yards lost rushing	388	325
Rushing Attempts	428	444
Average Per Rush	3.4	4.1
Average Per Game	131.8	165.6
TDs Rushing	14	20
PASSING YARDAGE	2644	2225
Comp-Att-Int	253-411-11	173-316-12
Average Per Pass	6.4	7.0
Average Per Catch	10.5	12.9
Average Per Game	240.4	202.3
TDs Passing	21	13
TOTAL OFFENSE	4094	4047
Total Plays	839	760
Average Per Play	4.9	5.3
Average Per Game	372.2	367.9
KICK RETURNS: #-Yards	31-778	45-884
PUNT RETURNS: #-Yards	19-127	19-60
INT RETURNS: #-Yards	12-150	11-120
KICK RETURN AVERAGE	25.1	19.6
PUNT RETURN AVERAGE	6.7	3.2
INT RETURN AVERAGE	12.5	10.9
FUMBLES-LOST	17-8	16-7
PENALTIES-Yards	44-334	67-533
Average Per Game	30.4	48.5
PUNTS-Yards	69-2890	72-2963
Average Per Punt	41.9	41.2
Net punt average	39.0	39.1
KICKOFFS-Yards	60-3622	54-3333
Average Per Kick	60.4	61.7
Net kick average	39.8	38.5
TIME OF POSSESSION/Game	30:06	29:54
3RD-DOWN Conversions	73/183	58/166
3rd-Down Pct	40%	35%
4TH-DOWN Conversions	7/11	6/13
4th-Down Pct	64%	46%
SACKS BY-Yards	32-170	39-273
MISC YARDS	0	0
TOUCHDOWNS SCORED	36	35
FIELD GOALS-ATTEMPTS	18-24	10-16
ON-SIDE KICKS	0-3	0-1
RED-ZONE SCORES	(42-46) 91%	(27-28) 96%
RED-ZONE TOUCHDOWNS	(27-46) 59%	(19-28) 68%
PAT-ATTEMPTS	(33-34) 97%	(30-34) 88%
ATTENDANCE	698276	322340
Games/Avg Per Game	7/99754	4/80585
Neutral Site Games		0/0

Score by Quarters

	1st	2nd	3rd	4th	OT	Total
Tennessee	65	107	61	71	3	307
Opponents	63	74	44	89	0	270

Rushing

Name	GP	Att	Gain	Loss	Net	Avg	TD	Long	Avg/G
Jalen Hurd	11	169	794	38	756	4.5	3	43	68.7
Joshua Dobbs	4	70	379	77	302	4.3	4	36	75.5
Marlin Lane	10	61	239	11	228	3.7	1	44	22.8
Alton Howard	11	12	66	2	64	5.3	2	18	5.8
Justus Pickett	8	22	67	3	64	2.9	0	10	8.0
Derrell Scott	2	11	48	8	40	3.6	0	15	20.0
D.Summerhill	4	11	32	0	32	2.9	0	6	8.0
Devrin Young	6	6	24	0	24	4.0	0	11	4.0
Von Pearson	9	5	19	0	19	3.8	0	9	2.1
Nathan Peterman	6	9	41	28	13	1.4	1	14	2.2
Josh Malone	11	2	20	9	11	5.5	0	20	1.0
Josh Smith	3	2	12	3	9	4.5	0	12	3.0
A.J. Johnson	10	1	0	0	0	0.0	0	0	0.0
TEAM	4	2	0	7	-7	-3.5	0	0	-1.8
Justin Worley	7	45	97	202	-105	-2.3	3	14	-15.0
Total	11	428	1838	388	1450	3.4	14	44	131.8
Opponents	11	444	2147	325	1822	4.1	20	70	165.6

Passing

Name	GP	Effic	Comp-Att-Int	Pct	Yds	TD	Lng	Avg/G
Justin Worley	7	124.30	157-252-8	62.3	1579	12	56	225.6
Joshua Dobbs	4	138.34	85-136-3	62.5	985	8	52	246.2
Nathan Peterman	6	70.58	10-20-0	50.0	49	0	14	8.2
Alton Howard	11	0.00	0-1-0	0.0	0	0	0	0.0
TEAM	4	0.00	0-1-0	0.0	0	0	0	0.0
Patrick Ashford	11	690.40	1-1-0	100.0	31	1	31	2.8
Total	11	127.10	253-411-11	61.6	2644	21	56	240.4
Opponents	11	119.87	173-316-12	54.7	2225	13	85	202.3

Receiving

Name	GP	Rec	Yds	Avg	TD	Long	Avg/G
Alton Howard	11	47	534	11.4	1	31	48.5
Jalen Hurd	11	33	217	6.6	2	30	19.7
Marquez North	10	30	320	10.7	4	24	32.0
Von Pearson	9	28	306	10.9	4	56	34.0
Josh Malone	11	22	227	10.3	1	20	20.6
Jason Croom	11	21	305	14.5	4	52	27.7
Ethan Wolf	10	21	203	9.7	0	25	20.3
Josh Smith	3	10	135	13.5	1	40	45.0
Johnathon Johnson	9	8	109	13.6	2	27	12.1
Marlin Lane	10	8	53	6.6	0	28	5.3
Alex Ellis	11	6	115	19.2	1	31	10.5
Daniel Helm	11	6	37	6.2	0	13	3.4
Devrin Young	6	4	31	7.8	0	18	5.2
Vic Wharton	7	4	15	3.8	0	5	2.1
Jacob Carter	7	1	14	14.0	0	14	2.0
Brendan Downs	11	1	12	12.0	1	12	1.1
Ryan Jenkins	11	1	6	6.0	0	6	0.5
Justus Pickett	8	1	3	3.0	0	3	0.4
Jashon Robertson	11	1	2	2.0	0	2	0.2
Total	11	253	2644	10.5	21	56	240.4
Opponents	11	173	2225	12.9	13	85	202.3

Interceptions

Name	Int	Yds	Avg	TD	Long
Cameron Sutton	3	-1	-0.3	0	0
Justin Coleman	3	83	27.7	0	53
Todd Kelly Jr.	2	21	10.5	0	21
A.J. Johnson	1	23	23.0	0	23
LaDarrell McNeil	1	0	0.0	0	0
Jalen Reeves-Maybin	1	1	1.0	0	1
Brian Randolph	1	23	23.0	1	23
Total	12	150	12.5	1	53
Opponents	11	120	10.9	1	100

► 2014 STATISTICS

■ Punt Returns

Name	Ret	Yds	Avg	TD	Long
Cameron Sutton	11	72	6.5	0	42
Jacob Carter	8	55	6.9	0	21
Total	19	127	6.7	0	42
Opponents	19	60	3.2	0	29

■ Kickoff Returns

Name	Ret	Yds	Avg	TD	Long
Evan Berry	13	402	30.9	0	68
Devrin Young	13	280	21.5	0	39
Malik Foreman	3	52	17.3	0	23
Justus Pickett	1	23	23.0	0	23
Cameron Sutton	1	21	21.0	0	21
Total	31	778	25.1	0	68
Opponents	45	884	19.6	0	41

■ Fumble Returns

Name	Ret	Yds	Avg	TD	Long
Total	0	0	0.0	0	0
Opponents	1	16	16.0	1	16

■ Punting

Name	Punts	Yds	Avg	Lg	TB	FC	I20	Blkd
Matt Darr	69	2890	41.9	61	7	27	27	0
Total	69	2890	41.9	61	7	27	27	0
Opponents	72	2963	41.2	67	1	28	20	0

■ Kickoffs

Name	KO	YDS	AVG	TB	OB	RET	NET	YdLn
Aaron Medley	50	3013	60.3	12	1			
George Bullock	10	609	60.9	2	0			
Total	60	3622	60.4	14	1	884	39.8	25
Opponents	54	3333	61.7	19	1	778	38.5	26

■ Field Goals

Field Goal Sequence By Player

Name	FGM-FGA	Pct.	1-19	20-29	30-39	40-49	50+	Lg	Blk
Aaron Medley	18-24	75.0	0-0	6-6	11-12	1-6	0-0	46	0

Field Goal Sequence By Game

	Tennessee	Opponents
Utah State	41,(36)	48
Arkansas State	(20),(35),(38)	-
Oklahoma	(31)	(29),(27),45
Georgia	(46)	-
Florida	(36),(38),(39)	(49)
Chattanooga	(25),42	(27)
Ole Miss	(27)	52,(34),(27)
Alabama	(27),(24)	-
South Carolina	43,45,(32)	37,58
Kentucky	(38),(21),48,(39)	(32),(54),(30)
Missouri	(38),(39)	(43),51

Numbers in (parentheses) indicate field goal was made

■ Special Teams Tackle Leaders

Player	Total	KO	Punt	Other
Cortez McDowell	11	7	4	0
A.J. Johnson	8	8	0	0
LaDarrell McNeil	8	6	2	0
Jalen Reeves-Maybin	6	4	2	0
Rashaan Gaulden	5	5	0	0
Todd Kelly Jr.	5	4	1	0
Chris Weatherd	4	4	0	0
Malik Foreman	3	1	2	0
Dillon Bates	2	2	0	0
Evan Berry	2	1	1	0
Justin Coleman	2	2	0	0
D'Andre Payne	2	2	0	0
Devaun Swafford	2	1	1	0
Michael Williams	2	2	0	0
Jakob Johnson	1	1	0	0
Justin King	1	0	1	0
Emmanuel Moseley	1	1	0	0
Geraldo Orta	1	0	1	0
Cameron Sutton	1	1	0	0
Dylan Wiesman	1	0	1	0
TOTAL	68	52	16	0

■ Scoring

Name	TD	FGs	PAT Kick	PAT Rush	PAT Rcv	PAT Pass	PAT DXP	Saf	Pts
Aaron Medley	0	18-24	33-34	0-0	0	0-0	0	0	87
Jalen Hurd	5	0-0	0-0	0-0	0	0-0	0	0	30
Joshua Dobbs	4	0-0	0-0	1-1	0	0-0	0	0	26
Jason Croom	4	0-0	0-0	0-0	0	0-0	0	0	24
Marquez North	4	0-0	0-0	0-0	0	0-0	0	0	24
Von Pearson	4	0-0	0-0	0-0	0	0-0	0	0	24
Justin Worley	3	0-0	0-0	0-0	0	1-1	0	0	18
Alton Howard	3	0-0	0-0	0-0	0	0-0	0	0	18
Johnathon Johnson	2	0-0	0-0	0-0	0	0-0	0	0	12
Josh Smith	1	0-0	0-0	0-0	0	0-0	0	0	6
Josh Malone	1	0-0	0-0	0-0	0	0-0	0	0	6
Marlin Lane	1	0-0	0-0	0-0	0	0-0	0	0	6
Alex Ellis	1	0-0	0-0	0-0	0	0-0	0	0	6
Nathan Peterman	1	0-0	0-0	0-0	0	0-0	0	0	6
Brian Randolph	1	0-0	0-0	0-0	0	0-0	0	0	6
Brendan Downs	1	0-0	0-0	0-0	0	0-0	0	0	6
Daniel Helm	0	0-0	0-0	0-0	1	0-0	0	0	2
Total	36	18-24	33-34	1-1	1	1-1	0	0	307
Opponents	35	10-16	30-34	0-0	0	0-1	0	0	270

■ All-Purpose

Name	GP	Rush	Rec	PR	KR	IR	Tot	Avg/G
Jalen Hurd	11	756	217	0	0	0	973	88.5
Alton Howard	11	64	534	0	0	0	598	54.4
Evan Berry	11	0	0	0	402	0	402	36.5
Devrin Young	6	24	31	0	280	0	335	55.8
Von Pearson	9	19	306	0	0	0	325	36.1
Marquez North	10	0	320	0	0	0	320	32.0
Jason Croom	11	0	305	0	0	0	305	27.7
Joshua Dobbs	4	302	0	0	0	0	302	75.5
Marlin Lane	10	228	53	0	0	0	281	28.1
Josh Malone	11	11	227	0	0	0	238	21.6
Ethan Wolf	10	0	203	0	0	0	203	20.3
Josh Smith	3	9	135	0	0	0	144	48.0
Alex Ellis	11	0	115	0	0	0	115	10.5
Johnathon Johnson	9	0	109	0	0	0	109	12.1
Cameron Sutton	11	0	0	72	21	-1	92	8.4
Justus Pickett	8	64	3	0	23	0	90	11.2
Justin Coleman	11	0	0	0	0	83	83	7.5
Jacob Carter	7	0	14	55	0	0	69	9.9
Malik Foreman	11	0	0	0	52	0	52	4.7
Derrell Scott	2	40	0	0	0	0	40	20.0
Daniel Helm	11	0	37	0	0	0	37	3.4
D.Summerhill	4	32	0	0	0	0	32	8.0
A.J. Johnson	10	0	0	0	0	23	23	2.3
Brian Randolph	11	0	0	0	0	23	23	2.1
Todd Kelly Jr.	11	0	0	0	0	21	21	1.9
Vic Wharton	7	0	15	0	0	0	15	2.1
Nathan Peterman	6	13	0	0	0	0	13	2.2
Brendan Downs	11	0	12	0	0	0	12	1.1
Ryan Jenkins	11	0	6	0	0	0	6	0.5
Jashon Robertson	11	0	2	0	0	0	2	0.2
Jalen Reeves-Maybin	11	0	0	0	0	1	1	0.1
TEAM	4	-7	0	0	0	0	-7	-1.8
Justin Worley	7	-105	0	0	0	0	-105	-15.0
Total	11	1450	2644	127	778	150	5149	468.1
Opponents	11	1822	2225	60	884	120	5111	464.6

■ Total Offense

Name	GP	Plays	Rush	Pass	Tot	Avg/G
Justin Worley	7	297	-105	1579	1474	210.6
Joshua Dobbs	4	206	302	985	1287	321.8
Jalen Hurd	11	169	756	0	756	68.7
Marlin Lane	10	61	228	0	228	22.8
Alton Howard	11	13	64	0	64	5.8
Justus Pickett	8	22	64	0	64	8.0
Nathan Peterman	6	29	13	49	62	10.3
Derrell Scott	2	11	40	0	40	20.0
D.Summerhill	4	11	32	0	32	8.0
Patrick Ashford	11	1	0	31	31	2.8
Devrin Young	6	6	24	0	24	4.0
Von Pearson	9	5	19	0	19	2.1
Josh Malone	11	2	11	0	11	1.0
Josh Smith	3	2	9	0	9	3.0
TEAM	4	3	-7	0	-7	-1.8
Total	11	839	1450	2644	4094	372.2
Opponents	11	760	1822	2225	4047	367.9

► DEFENSIVE STATISTICAL LEADERS

No.	Player	GP-GS	ST	AT	TT	TFL	Sacks	Int	PBU	QBH	FR-Yds	FF	Blk	Saf
45	A.J. Johnson	10-10	58	43	101	9.0-40	2.0-12	1-23	2	5	.	2	1	.
34	Jalen Reeves-Maybin	11-11	53	30	83	10.0-31	2.0-10	1-1	.	.	2-0	.	.	.
37	Brian Randolph	11-9	57	23	80	1.5-4	.	1-23	2	1	.	1	.	.
9	Derek Barnett	11-8	41	23	64	18.5-68	9.0-44	.	.	7	1-0	.	.	.
33	LaDarrell McNeil	11-10	37	25	62	0.5-2	.	1-0	3	1	1-0	1	.	.
56	Curt Maggitt	11-8	27	11	38	12.0-57	9.0-46	.	.	2	.	1	.	.
27	Justin Coleman	11-11	25	10	35	4.0-7	.	3-83	4	2
23	Cameron Sutton	11-11	27	6	33	4.0-8	.	3--1	10	.	.	1	.	.
6	Todd Kelly Jr.	11-3	20	9	29	.	.	2-21	2	.	1-0	.	.	.
54	Jordan Williams	11-11	13	11	24	4.0-10	2.0-8	.	4	1
50	Corey Vereen	11-10	14	9	23	4.0-15	1.5-11	.	.	3	1-0	.	.	.
24	Michael Williams	10-5	18	5	23
58	Owen Williams	10-0	10	9	19	2.0-12	2.0-12	.	1	1
12	Emmanuel Moseley	11-2	14	4	18	2.0-5	.	.	5
20	Cortez McDowell	11-0	8	8	16	1-0	.	.	.
95	Danny O'Brien	11-10	11	5	16	3.5-7	1.0-5
42	Chris Weatherd	11-1	7	3	10	3.0-20	2.5-17	.	1
44	Jakob Johnson	10-1	5	4	9	1
4	LaTroy Lewis	11-0	6	2	8	5.0-24	1.0-5	.	.	1	.	1	.	.
17	Dillon Bates	4-0	3	3	6
22	Malik Foreman	11-0	3	2	5	.	.	.	1
96	Trevarris Saulsberry	5-0	3	2	5
7	Rashaan Gaulden	9-0	4	1	5
2	D'Andre Payne	7-0	2	2	4
29	Evan Berry	11-0	4	.	4
40	Dimarya Mixon	11-0	4	.	4	1
13	Devaun Swafford	11-0	3	1	4
89	Jaylen Miller	9-0	2	.	2	1
8	Marquez North	10-10	2	.	2
8	Dewayne Hendrix	6-0	1	1	2
72	Michael Sawyers	3-0	1	1	2
38	Justin King	11-0	1	1	2
51	Kenny Bynum	5-0	.	1	1
26	Geraldo Orta	8-0	.	1	1
81	Johnathon Johnson	9-1	1	.	1
71	Dylan Wiesman	11-1	1	.	1
1	Jalen Hurd	11-7	1	.	1
Total		11-0	487	256	743	83-310	32-170	12-150	35	27	7-0	7	1	.
Opponents		11-0	530	284	814	85.0-415	39-273	11-120	39	30	8-16	10	.	.

■ Tennessee Giveaway/Takeaway

Game	Giveaway			Takeaway			Dif.
	Fum	Int	Tot	Fum	Int	Tot	
UTAH STATE	0	0	0	1	2	3	+3
ARKANSAS STATE	0	1	1	1	0	1	-
at Oklahoma	1	2	3	1	1	2	-1
at Georgia	2	0	2	0	2	2	-
FLORIDA	1	2	3	0	3	3	-
CHATTANOOGA	1	0	1	2	1	3	+2
at Ole Miss	1	3	4	0	0	0	-4
ALABAMA	1	1	2	2	0	2	-
at South Carolina	0	1	1	0	1	1	-
KENTUCKY	0	0	0	0	2	2	+2
MISSOURI	1	1	2	0	0	0	-2
at Vanderbilt	-	-	-	-	-	-	-
TOTAL	8	11	19	7	12	19	-

■ Fumbles

Name	No.-Lost
Worley, J.	5-3
Dobbs, J.	5-2
Sutton, C.	2-0
Berry, Ev.	1-1
Lane, M.	1-1
Hurd, J.	1-1
Peterman, N.	1-0
Young, D.	1-0
TOTAL	17-8

■ Vols on Opening Offensive Drives

Game	1st Half	2nd Half
UTAH STATE	Punt	Touchdown
ARKANSAS STATE	Field Goal	Punt
at Oklahoma	Punt	Punt
at Georgia	Field Goal	Punt
FLORIDA	Punt	Interception
CHATTANOOGA	Touchdown	Touchdown
at Ole Miss	Punt	Punt
ALABAMA	Punt	Touchdown
at South Carolina	Punt	Missed FG
KENTUCKY	Touchdown	Touchdown
MISSOURI	Punt	Punt
at Vanderbilt	-	-

■ Vols on Opening Defensive Series

Game	1st Half	2nd Half
UTAH STATE	Punt	Missed FG
ARKANSAS STATE	Touchdown	Punt
at Oklahoma	Field Goal	Touchdown
at Georgia	Punt	Interception
FLORIDA	Punt	Interception
CHATTANOOGA	Punt	Punt
at Ole Miss	Punt	Punt
ALABAMA	Touchdown	Punt
at South Carolina	Downs	Touchdown
KENTUCKY	Field Goal	Field Goal
MISSOURI	Touchdown	Field Goal
at Vanderbilt	-	-

■ Vols on Coin Flips

Game	Flip	Score
UTAH STATE	LOST (D)	W, 38-7
ARKANSAS STATE	LOST (D)	W, 34-19
at Oklahoma	LOST (D)	L, 10-34
at Georgia	LOST (D)	L, 32-35
FLORIDA	LOST (D)	L, 10-9
CHATTANOOGA	WON (D)	W, 45-10
at Ole Miss	LOST (D)	L, 34-3
ALABAMA	LOST (D)	L, 34-20
at South Carolina	LOST (D)	W, 45-42 (OT)
KENTUCKY	LOST (D)	W, 50-16
MISSOURI	WON (D)	L, 29-21
at Vanderbilt	-	-

2014 » VIDEO REVIEWS

REVIEWS IN UT'S FAVOR: 10

1. QB Justin Worley's pass to receiver Von Pearson, originally ruled incomplete, was reviewed and confirmed in the second quarter vs. Utah State (UPHELD).

2. An eight-yard pass catch by TE Ethan Wolf was reviewed. The officials confirmed the true freshman made the catch, attempted by Worley. (UPHELD, NO FUMBLE)

3. A 3rd-quarter play, originally ruled a catch by receiver Pig Howard and a gain of seven yards, was reviewed and overturned. Officials ruled Howard down at the 32 yard line for a one-yard loss before advancing the ball. (REVERSED)

4. In the fourth quarter, Utah State's Chuckie Keeton attempted a 15-yard pass to receiver Brandon Swindall. Upon review, the play was deemed an incomplete pass. (UPHELD)

5. Worley's pass attempt in the third quarter, originally ruled an interception, was reviewed and confirmed. (UPHELD)

6. Arkansas State's on-side kick was recovered by Alex Ellis, giving UT possession at its own 45-yard line. The ruling was challenged and confirmed. (UPHELD)

7. In the first quarter, Oklahoma's first down was challenged by UT for an OU fumble. The ruling was upheld and UT was charged with a timeout. (UPHELD)

8. Originally ruled a fumble recovery for LB Jalen Reeves-Maybin following a punt from Matt Darr, the ruling was confirmed and gave UT a first down vs. OU. (UPHELD)

9. In the fourth quarter vs. OU, UT challenged OU's interception and touchdown return, which was upheld. (UPHELD)

10. Georgia's touchdown in the second quarter (Todd Gurley) was reviewed. The original ruling on the field was confirmed. (UPHELD)

11. Nathan Peterman's incomplete pass attempt to Marquez North in the fourth quarter at Georgia was reviewed. The play was ruled an incomplete pass rather than a fumble. (UPHELD)

12. LaDarrell McNeil's tackle on Florida quarterback Jeff Driskel was originally ruled targeting. Following review, the call was overturned and ruled fourth down for UF. (REVERSED)

13. A fumble by Florida's Matt Jones, caused by Brian Randolph, was originally ruled a Florida recovery. The ruling on the field was confirmed. (UPHELD)

14. An Ole Miss fumble, originally ruled a recovery by Tennessee, was reviewed and overturned for an Ole Miss first down. (REVERSED)

15. Originally ruled a fumble in the end zone by #11 Joshua Dobbs resulting in a touchback for South Carolina, the ruling on the field was reversed to give UT third down. (REVERSED)

16. Originally ruled a South Carolina fumble, the ruling on the field was confirmed. (UPHELD)

17. Following a tackle on Kentucky QB #14 Patrick Towles, #37 Brian Randolph was ejected for targeting. (UPHELD)

18. Originally ruled first and goal, #1 Jalen Hurd's four-yard rush was ruled a touchdown. (REVERSED)

19. Originally ruled no gain on third down, #31 Justus Pickett's rush was reviewed and the ruling was upheld (UPHELD).

20. Originally ruled a fumble by #1 Jalen Hurd, the play was reviewed and overturned (REVERSED).

21. Ruled a fumble by #11 Joshua Dobbs and recovered by Missouri in the third quarter, the play was reviewed and upheld (UPHELD).

22. An onside kick attempt by UT was ruled illegal touching by Tennessee. Upon review, Missouri chose to enforce the penalty (UPHELD).

23. A second onside kick attempt by Tennessee was initially ruled illegal touching by UT. Following review, Missouri recovered (UPHELD).

► BIG PLAYS (More than 20 Yards)

■ 20-Yard Plus Plays

By Tennessee (74)

Offense (48)

Yards	Type	Player(s)	Opponent
56	Pass	Pearson from Worley	Arkansas State
52*	Pass	Croom from Dobbs	Kentucky
44	Rush	Marlin Lane	Alabama
43	Rush	Jalen Hurd	Oklahoma
42	Pass	Pearson from Dobbs	South Carolina
40*	Pass	J.Smith from Worley	Oklahoma
38	Pass	J.Smith from Worley	Utah State
36*	Rush	Joshua Dobbs	South Carolina
32	Pass	Croom from Dobbs	Kentucky
31*	Pass	Ellis from P. Ashford	Missouri
31*	Pass	Howard from Worley	Georgia
31	Pass	Howard from Dobbs	South Carolina
30	Pass	Hurd from Worley	Oklahoma
30	Pass	Croom from Worley	Chattanooga
30	Rush	Joshua Dobbs	Alabama
29	Rush	Jalen Hurd	Oklahoma
28	Pass	Howard from Dobbs	Alabama
28	Pass	Lane from Dobbs	Kentucky
27	Pass	Croom from Worley	Utah State
27	Pass	J.Johnson from Worley	Florida
26	Pass	Howard from Dobbs	South Carolina
25	Pass	Croom from Worley	Georgia
25	Pass	Howard from Worley	Florida
25	Pass	Ellis from Dobbs	Alabama
25	Pass	Wolf from Dobbs	Kentucky
24	Pass	Howard from Dobbs	Missouri
24	Pass	J.Johnson from Worley	Georgia
24	Pass	North from Worley	Arkansas State
24	Pass	North from Worley	Ole Miss
24	Pass	Wolf from Worley	Georgia
24	Pass	Ellis from Dobbs	South Carolina
23	Pass	Pearson from Dobbs	Missouri
23*	Pass	Croom from Worley	Georgia
23	Pass	North from Worley	Oklahoma
22	Pass	North from Dobbs	Alabama
22	Pass	Howard from Dobbs	South Carolina
21	Rush	Joshua Dobbs	Missouri
21	Pass	J.Smith from Worley	Arkansas State
21	Pass	Howard from Worley	Florida
21*	Pass	J.Johnson from Worley	Chattanooga
21*	Pass	Hurd from Dobbs	South Carolina
21*	Pass	Pearson from Dobbs	Kentucky
20	Pass	Howard from Dobbs	Missouri
20	Rush	Malone on rush reverse	Georgia
20	Pass	Malone from Worley	Ole Miss
20	Pass	North from Worley	Arkansas State
20	Pass	North from Dobbs	Alabama
20	Pass	Howard from Worley	Arkansas State

* touchdown scored on play

Defense (5)

Yards	Type	Player(s)	Opponent
53	INT	Justin Coleman	Chattanooga
25	INT	Justin Coleman	Kentucky
23	INT	A.J. Johnson	Utah State
23*	INT	Brian Randolph	Kentucky
21	INT	Todd Kelly Jr.	Florida

* touchdown scored on play

Special Teams (21)

Yards	Type	Player(s)	Opponent
68	KR	Ev. Berry	Chattanooga
58	KR	Ev. Berry	Missouri
42	PR	C. Sutton	Chattanooga
39	KR	D. Young	Georgia
39	KR	Ev. Berry	Kentucky
35	KR	Ev. Berry	Missouri
33	KR	Ev. Berry	Ole Miss
33	KR	Ev. Berry	Alabama
29	KR	D. Young	Arkansas State
29	KR	D. Young	Georgia
28	KR	Ev. Berry	Ole Miss
28	KR	Ev. Berry	Kentucky
27	KR	D. Young	Florida
24	KR	D. Young	Oklahoma
24	KR	Ev. Berry	Kentucky
23	KR	J. Pickett	Georgia
23	KR	M. Foreman	South Carolina
21	KR	Ev. Berry	Missouri
21	PR	J. Carter	Arkansas State
21	KR	C. Sutton	Ole Miss
20	KR	D. Young	Oklahoma

* touchdown scored on play

■ 20-Yard Plus Plays

By Opponent (69)

Offense (48)

Yards	Type	Player(s)	Opponent
85*	Pass	Cooper from Thompson	South Carolina
80*	Pass	Sims to Cooper	Alabama
73*	Pass	Hunt from Mauk	Missouri
70*	Rush	Brandon Wilds	South Carolina
51*	Rush	Todd Gurley	Georgia
45	Pass	Shepard from Knight	Oklahoma
43	Pass	Neal from Knight	Oklahoma
41*	Pass	Sims to Cooper	Alabama
40	Rush	Jaylen Walton	Ole Miss
39*	Pass	Sanders from Wallace	Ole Miss
39	Pass	Blue from Towles	Kentucky
38	Rush	JoJo Natson	Utah State
37	Pass	Sharp from Keeton	Utah State
36	Pass	Sanders from Wallace	Ole Miss
35	Pass	Sasser from Mauk	Missouri
34	Pass	Davis from Thompson	South Carolina
32	Pass	Shafaat from Huesman	Chattanooga
32	Pass	Shepard from Knight	Oklahoma
32	Rush	Matt Jones	Florida
32	Rush	Brandon Wilds	South Carolina
31	Rush	Samaje Perine	Oklahoma
30	Pass	Sims to Cooper	Alabama
30*	Pass	Cooper from Thompson	South Carolina
30	Pass	Blue from Towles	Kentucky
28	Pass	Engram from Wallace	Ole Miss
28	Pass	Sanders from Wallace	Ole Miss
28*	Rush	Blake Sims	Alabama
28*	Rush	Derrick Henry	Alabama
26	Rush	Todd Gurley	Georgia
26	Pass	Cooper from Thompson	South Carolina
25	Pass	Cooper from Thompson	South Carolina
24	Pass	Hunt from Mauk	Missouri
24*	Rush	D. Williams	Arkansas State
24	Pass	Stone from Ferguson	Arkansas State
23*	Pass	Ford from Knight	Oklahoma
23	Rush	Mike Davis	South Carolina
23	Pass	Blue from Towles	Kentucky
22	Rush	Todd Gurley	Georgia
22	Pass	Byrd from Thompson	South Carolina
21	Pass	Cooper from Thompson	South Carolina
21	Pass	Sims to Cooper	Alabama
21	Pass	Blue from Towles	Kentucky
20	Rush	Maty Mauk	Missouri
20	Pass	Bell from Knight	Oklahoma
20	Pass	Chubb from Mason	Georgia
20	Rush	J. Fowler	Alabama
20	Rush	Dylan Thompson	South Carolina
20	Rush	Brandon Wilds	South Carolina

* touchdown scored on play

Defense (1)

Yards	Type	Player(s)	Opponent
100*	INT	Julian Wilson	Oklahoma

* touchdown scored on play

Special Teams (20)

Yards	Type	Player(s)	Opponent
41	KR	Rollins-Davis	Arkansas State
36	KR	K. Williams	Utah State
31	KR	A. Debose	Florida
30	KR	M. Murphy	Missouri
30	KR	S. Williams	Kentucky
29	PR	McKenzie	Georgia
29	KR	S. Williams	Kentucky
27	KR	Gurley	Georgia
25	KR	K. Williams	Utah State
25	KR	A. Ross	Oklahoma
24	KR	S. Williams	Utah State
23	KR	K. Williams	Utah State
23	KR	S. Williams	Kentucky
22	KR	J. Walton	Ole Miss
22	KR	S. Williams	Kentucky
21	KR	S. Carson	South Carolina
20	KR	A. Debose	Florida
20	KR	Gurley	Georgia
20	KR	Cy. Jones	Alabama
20	KR	Cy. Jones	Alabama

* touchdown scored on play

■ UT Long Plays By the Numbers

Long Plays By Yards	No.	TD
100+	0	0
90-99	0	0
80-89	0	0
70-79	0	0
60-69	1	0
50-59	4	1
40-49	5	1
30-39	14	3
20-29	50	5

Long Plays By Type	No.	TD
Rushing	7	1
Passing	41	8
Punt returns	2	0
Kick returns	19	0
Interceptions	5	1
Fumble returns	0	0
Other	0	0
TOTAL	74	10

■ 20-Yards-Plus By Player

Player	No.	TD	R	P	KR	PR	IR	FR
Evan Berry	10	0	0	0	10	0	0	0
Jacob Carter	1	0	0	0	0	1	0	0
Justin Coleman	2	0	0	0	0	0	2	0
Jason Croom	6	2	0	6	0	0	0	0
Joshua Dobbs	3	1	3	0	0	0	0	0
Alex Ellis	3	1	0	3	0	0	0	0
Malik Foreman	1	0	0	0	1	0	0	0
Pig Howard	10	1	0	10	0	0	0	0
Jalen Hurd	4	1	2	2	0	0	0	0
A.J. Johnson	1	0	0	0	0	1	0	0
Johnathon Johnson	3	1	0	3	0	0	0	0
Todd Kelly Jr.	1	0	0	0	0	0	1	0
Marlin Lane	2	0	1	1	0	0	0	0
Josh Malone	2	0	1	1	0	0	0	0
Marquez North	6	0	0	6	0	0	0	0
Von Pearson	4	1	0	4	0	0	0	0
Justus Pickett	1	0	0	0	1	0	0	0
Brian Randolph	1	1	0	0	0	0	1	0
Josh Smith	3	1	0	3	0	0	0	0
Cameron Sutton	2	0	0	0	1	1	0	0
Ethan Wolf	2	0	0	2	0	0	0	0
Devrin Young	6	0	0	0	6	0	0	0
TOTAL	74	10	7	41	19	2	5	0

■ 20-Yards-Plus By Game

Player	No.	TD	R	P	KR	PR	IR	FR
UTAH STATE	3	0	0	2	0	0	1	0
ARKANSAS STATE	7	0	0	5	1	1	0	0
at Oklahoma	7	1	2	3	2	0	0	0
at Georgia	9	2	1	5	3	0	0	0
FLORIDA	5	0	0	3	1	0	1	0
CHATTANOOGA	5	1	0	2	1	1	1	0
at Ole Miss	5	0	0	2	3	0	0	0
ALABAMA	7	0	2	4	1	0	0	0
at South Carolina	8	2	1	6	1	0	0	0
KENTUCKY	10	3	0	5	3	0	2	0
MISSOURI	8	1	1	4	3	0	0	0
at Vanderbilt	-	-	-	-	-	-	-	-
TOTAL	74	10	7	41	19	2	5	0

■ 20-Yards-Plus Opponent By Game

Player	No.	TD	R	P	KR	PR	IR	FR
UTAH STATE	5	0	1	1	3	0	0	0
ARKANSAS STATE	3	1	1	1	1	0	0	0
at Oklahoma	8	2	1	5	1	0	1	0
at Georgia	7	1	3	1	2	1	0	0
FLORIDA	3	0	1	0	2	0	0	0
CHATTANOOGA	1	0	0	1	0	0	0	0
at Ole Miss	6	1	1	4	1	0	0	0
ALABAMA	9	4	3	4	2	0	0	0
at South Carolina	13	3	5	7	1	0	0	0
KENTUCKY	9	0	0	4	5	0	0	0
MISSOURI	5	1	1	3	1	0	0	0
at Vanderbilt	-	-	-	-	-	-	-	-
TOTAL	69	13	17	31	19	1	1	0

■ Longest Plays of the Year

Rushing	44	Marlin Lane vs. Alabama (10/25)
Rushing Touchdown	36	Joshua Dobbs at South Carolina (11/1)
Passing	56	Von Pearson from Justin Worley vs. Arkansas State (9/6)
Passing Touchdown	52	Jason Croom from Joshua Dobbs vs. Kentucky (11/15)
Punt Return	42	Cameron Sutton vs. Chattanooga (10/11)
Kick Return	68	Evan Berry vs. Chattanooga (10/11)
Interception Return	53	Justin Coleman vs. Chattanooga (10/11)
Fumble Return	0	---
Field Goal	46	Aaron Medley at Georgia (9/27)

► TEAM TOTALS

	1st	Rushing	Passing	Total Offense	Punts	Fumbles	Penalties	KO Ret.	Punt Ret.	Int. Ret.	3rd-Dn	Time of
	Score	(No-Yds-TD)	(C-A-I-Yds-TD)	(Ply-Yds)	No-Avg	No-Lost	No-Yds	No-Yds	No-Yds	No-Yds	Convs.	Poss.
TENNESSEE	38	30	39-110-2	28-40-0-273-3	79-383	8-37.2	0-0	6-40	2-35	8-23	8-of-18	34:35
Utah State	7	11	24-100-0	18-35-2-144-1	59-244	8-37.8	2-1	5-42	7-134	1-6	3-of-14	25:25
TENNESSEE	34	23	45-185-2	22-38-1-247-2	83-415	6-40.5	1-0	2-14	7-429	1-21	0-0	31:03
Arkansas St.	19	11	42-168-2	22-36-0-190-1	78-331	7-43.3	2-1	9-75	3-195	3-15	1-0	28:57
TENNESSEE	10	18	33-112-0	21-44-2-201-1	77-313	8-34.8	2-1	1-10	3-60	1-3	1-0	31:24
at Oklahoma	34	21	34-146-2	20-33-1-308-1	67-454	5-38.0	1-1	5-41	3-52	2-7	2-100	28:36
TENNESSEE	32	22	34-117-1	27-44-0-284-3	78-401	8-44.6	2-2	7-49	4-102	1-4	2-0	28:13
at Georgia	35	25	53-289-3	16-25-2-147-1	78-436	7-42.0	2-0	7-57	5-86	5-41	0-0	31:47
TENNESSEE	9	12	29-28-0	26-39-2-205-0	68-233	8-43.0	2-1	8-49	3-58	3-6	3-21	28:30
Florida	10	16	48-156-1	13-27-3-76-0	75-232	8-35.2	1-0	5-45	4-86	1-0	2-0	31:30
TENNESSEE	45	20	42-123-3	22-29-0-217-3	71-340	4-50.0	1-1	1-5	3-97	2-44	1-53	28:33
Chattanooga	10	11	37-105-1	10-17-1-96-0	54-201	7-318.0	3-2	5-40	1-28	3-5	0-0	31:27
TENNESSEE	3	10	28-0-0	19-34-3-191-0	62-191	9-410.0	3-1	3-23	3-80	6-21	0-0	26:56
at Ole Miss	34	18	47-180-2	14-31-0-203-2	78-383	9-434.0	0-0	2-49	2-39	2-3	3-19	33:04
TENNESSEE	20	21	43-181-0	21-36-1-202-2	79-383	5-41.8	2-1	4-33	4-237	1-4	0-0	30:34
Alabama	34	23	41-183-3	14-24-0-286-2	65-469	4-42.8	3-2	6-50	6-381	0-0	1-5	29:26
TENNESSEE	45	35	55-350-4	23-40-1-301-2	95-645	3-32.7	1-0	4-31	1-23	0-0	1-5	29:47
at S. Carolina	42	26	39-279-3	21-34-1-377-3	73-625	3-34.7	0-0	7-51	6-86	0-0	1-1	30:13
TENNESSEE	50	28	51-214-2	19-29-0-297-3	80-511	4-43.5	2-0	3-40	10-618	3-18	2-48	34:02
Kentucky	16	15	34-94-1	13-29-2-168-0	63-262	8-40.2	1-0	5-35	4-218	0-0	0-0	25:58
TENNESSEE	21	18	29-53	25-38-1-226-2	67-279	6-46.5	2-1	5-40	4-121	1-14	0-0	27:30
Missouri	29	19	45-180	12-25-0-230-2	70-410	6-40.5	1-0	12-82	1-30	2-3	1-5	32:30
TENNESSEE	--	--	---	---	---	---	---	---	---	---	---	---
at Vanderbilt	--	--	---	---	---	---	---	---	---	---	---	---

■ Starting Lineups

Offense	TE	LT	LG	C	RG	RT	WR	WR	QB	TB	WR	PK	P
UTAH STATE	Wolf	Gilliam	M.Jackson	Crowder	Robertson	Kerbyson	North	Howard	Worley	Lane	Pearson	Medley	Darr
ARKANSAS STATE	Wolf	Kendrick	M.Jackson	Crowder	Robertson	Kerbyson	North	Howard	Worley	Lane	Pearson	Medley	Darr
at Oklahoma	Helm	Kerbyson	M.Jackson	Crowder	Robertson	Thomas	North	Howard	Worley	Lane	Jo. Smith	Medley	Darr
at Georgia	Wolf	Kerbyson	M.Jackson	Crowder	Robertson	Thomas	North	Howard	Worley	Lane	Malone	Medley	Darr
FLORIDA	Wolf	Kerbyson	M.Jackson	Crowder	Robertson	Thomas	North	Howard	Worley	Hurd	Malone	Medley	Darr
CHATTANOOGA	Wolf	Kerbyson	M.Jackson	Crowder	Robertson	Thomas	North	Jo.Johnson	Worley	Hurd	Malone	Medley	Darr
at Ole Miss	Wolf	Kerbyson	M.Jackson	Crowder	Robertson	Thomas	North	Pearson	Worley	Hurd	Malone	Medley	Darr
ALABAMA	Wolf	Kendrick	Kerbyson	Crowder	Robertson	Gilliam	North	Pearson	Peterman	Hurd	Malone	Medley	Darr
at South Carolina	Wolf	Kerbyson	M.Jackson	Crowder	Robertson	Gilliam	North	Pearson	Dobbs	Hurd	Malone	Medley	Darr
KENTUCKY	Helm	Kerbyson	M.Jackson	Crowder	Robertson	Gilliam	North	Howard	Dobbs	Hurd	Ellis (TE)	Medley	Darr
MISSOURI	Wolf	Kerbyson	M.Jackson	Wiesman	Robertson	Gilliam	Croom	Howard	Dobbs	Hurd	Pearson	Medley	Darr
at Vanderbilt	---	---	---	---	---	---	---	---	---	---	---	---	---

Defense	DE	DT	NG	LE	WLB	MLB	SLB	NK	CB	FS	SS	CB
UTAH STATE	Barnett	J.Williams	O'Brien	Vereen	Reeves-Maybin	A.J.Johnson	---	Coleman	Sutton	Randolph	McNeil	M. Williams
ARKANSAS STATE	Maggitt	J.Williams	---	Vereen	Reeves-Maybin	A.J.Johnson	Weatherd	Coleman	Sutton	McNeil	Kelly Jr.	M. Williams
at Oklahoma	Barnett	J.Williams	O'Brien	Vereen	Reeves-Maybin	A.J.Johnson	Maggitt	---	Sutton	Randolph	Kelly Jr.	Coleman
at Georgia	Barnett	J.Williams	O'Brien	Vereen	Reeves-Maybin	A.J.Johnson	Maggitt	---	Sutton	McNeil	Randolph	Coleman
FLORIDA	---	J.Williams	O'Brien	Vereen	Reeves-Maybin	A.J.Johnson	Maggitt	Coleman	Sutton	McNeil	Randolph	M. Williams
CHATTANOOGA	Barnett	J.Williams	O'Brien	Vereen	Reeves-Maybin	A.J.Johnson	Maggitt	---	Sutton	McNeil	Randolph	Coleman
at Ole Miss	---	J.Williams	O'Brien	Vereen	Reeves-Maybin	A.J.Johnson	Maggitt	Coleman	Sutton	McNeil	Randolph	M. Williams
ALABAMA	Barnett	J.Williams	O'Brien	Vereen	Reeves-Maybin	A.J.Johnson	---	Coleman	Sutton	McNeil	Randolph	M. Williams
at South Carolina	Barnett	J.Williams	O'Brien	Vereen	Reeves-Maybin	A.J.Johnson	Maggitt	---	Sutton	McNeil	Randolph	Coleman
KENTUCKY	Barnett	J.Williams	O'Brien	Vereen	Reeves-Maybin	A.J.Johnson	---	Coleman	Sutton	McNeil	Randolph	Moseley
MISSOURI	Barnett	J.Williams	O'Brien	---	Reeves-Maybin	Ja. Johnson	Maggitt	Coleman	Sutton	McNeil	Kelly Jr.	Moseley
at Vanderbilt	---	---	---	---	---	---	---	---	---	---	---	---

■ Starting Experience

Offense	'11	'12	'13	'14	Tot	Streak	Defense	'11	'12	'13	'14	Tot	Streak	Special Teams	'11	'12	'13	'14	Tot	Strk
Cody Blanc, WR	.	.	1	.	1	.	Derek Barnett, DE	.	.	.	8	8	4	George Bullock, KO	.	.	.	2	2	.
Jason Croom, WR	.	.	7	1	8	1	Justin Coleman, DB	4	9	12	11	36	32	Matt Darr, P	9	6	.	11	26	11
Mack Crowder, C/OG	.	.	1	10	11	.	A.J. Johnson, LB	10	12	11	10	43	.	Aaron Medley, PK/KO	.	.	.	11	11	11
Joshua Dobbs, QB	.	.	4	3	7	3	Jakob Johnson, LB	.	.	.	1	1	1	Derrick Brodus, PK	1	3	.	.	4	.
Brendan Downs, TE	1	1	11	.	13	.	Todd Kelly Jr., DB	.	.	.	3	3	1	Total	10	9	24	42	42	42
Jacob Gilliam, OT	.	.	.	5	5	4	Curt Maggitt, LB	8	9	.	8	25	1							
Alex Ellis, TE	.	.	.	1	1	.	LaDarrell McNeil, DB	.	7	12	10	29	8							
Daniel Helm, TE	.	.	.	2	2	.	Emmanuel Moseley, DB	.	.	.	2	2	2							
Alton Howard, WR	.	.	10	7	17	2	Danny O'Brien, DL	.	.	.	10	10	9							
Jalen Hurd, TB	.	.	.	7	7	.	Brian Randolph, S	8	3	12	10	32	.							
Marcus Jackson, OG	5	.	.	10	15	3	Jalen Reeves-Maybin, LB	.	.	.	11	11	11							
Johnathon Johnson, WR	.	.	2	1	3	.	Cameron Sutton, DB	.	.	12	11	23	23							
Brett Kendrick, OT	.	.	.	2	2	.	Devaun Swafford, DB	.	.	2	.	2	.							
Kyler Kerbyson, OT	.	.	.	11	11	11	Corey Vereen, DL	.	.	.	10	10	.							
Marlin Lane, TB	.	6	.	4	10	.	Chris Weatherd, LB	.	.	.	1	1	.							
Josh Malone, WR	.	.	.	6	6	.	Jordan Williams, DL/LB	.	5	3	11	19	11							
Marquez North, WR	.	.	11	10	21	.	Michael Williams, DB	.	.	.	5	5	.							
Von Pearson, WR	.	.	.	6	6	1	Total	30	75	64	123	261	-							
Nathan Peterman, QB	.	.	1	1	2	.														
Jashon Robertson, OG	.	.	.	11	11	11														
Josh Smith, WR	.	.	4	1	5	.														
Joe Stocstill, FB/TE	.	.	1	.	1	.														
Coleman Thomas, OT	.	.	.	5	5	.														
Dylan Wiesman, C/OL	.	.	.	1	1	1														
Ethan Wolf, TE	.	.	.	9	9	1														
Justin Worley, QB	3	.	7	7	17	.														
Devrin Young, WR	1	.	.	.	1	.														
Total	10	7	60	121	198	-														

▶ TENNESSEE MISCELLANEOUS STATISTICS

■ 3rd-Down Conversions

Date	Opponent	Score	Overall	1st Qtr	2nd Qtr	3rd Qtr	4th Qtr	OT
Aug 31	Utah State	W 38-7	8-18 44.4%	1-4 25.0%	1-5 20.0%	4-4 100.0%	2-5 40.0%	
Sept 6	Arkansas State	W 34-19	9-18 50.0%	2-4 50.0%	4-5 80.0%	3-5 60.0%	0-4 0.0%	
Sep 13	at Oklahoma	L 10-34	6-17 35.3%	1-3 33.3%	3-6 50.0%	1-5 20.0%	1-3 33.3%	
Sep 27	at Georgia	L 32-35	6-17 35.3%	2-5 40.0%	1-3 33.3%	1-4 25.0%	2-5 40.0%	
Oct. 4	Florida	L 9-10	5-17 29.4%	2-5 40.0%	1-4 25.0%	0-3 0.0%	2-5 40.0%	
Oct 11	Chattanooga	W 45-10	6-13 46.2%	3-4 75.0%	1-4 25.0%	1-2 50.0%	1-3 33.3%	
Oct 18	at Ole Miss	L 3-34	3-16 18.8%	1-4 25.0%	0-5 0.0%	1-5 20.0%	1-2 50.0%	
Oct 25	Alabama	L 20-34	11-19 57.9%	0-4 0.0%	6-7 85.7%	4-4 100.0%	1-4 25.0%	
Nov 01	at South Carolina	W 45-42	7-16 43.8%	1-3 33.3%	3-5 60.0%	1-3 33.3%	2-4 50.0%	0-1 0.0%
Nov 15	Kentucky	W 50-16	7-17 41.2%	1-3 33.3%	3-6 50.0%	2-4 50.0%	1-4 25.0%	
Nov 22	Missouri	L 21-29	5-15 33.3%	0-4 0.0%	2-4 50.0%	0-2 0.0%	3-5 60.0%	
Tennessee			73-183 39.9%	14-43 32.6%	25-54 46.3%	18-41 43.9%	16-44 36.4%	0-1 0.0%
Opponents			58-166 34.9%	14-43 32.6%	15-41 36.6%	13-42 31.0%	16-39 41.0%	0-1 0.0%

■ 4th-Down Conversions

Date	Opponent	Score	Overall	1st Qtr	2nd Qtr	3rd Qtr	4th Qtr	OT
Aug 31	Utah State	W 38-7	0-0 0.0%	0-0 0.0%	0-0 0.0%	0-0 0.0%	0-0 0.0%	
Sept 6	Arkansas State	W 34-19	0-0 0.0%	0-0 0.0%	0-0 0.0%	0-0 0.0%	0-0 0.0%	
Sep 13	at Oklahoma	L 10-34	0-1 0.0%	0-0 0.0%	0-0 0.0%	0-0 0.0%	0-1 0.0%	
Sep 27	at Georgia	L 32-35	0-0 0.0%	0-0 0.0%	0-0 0.0%	0-0 0.0%	0-0 0.0%	
Oct. 4	Florida	L 9-10	1-1 100.0%	0-0 0.0%	0-0 0.0%	0-0 0.0%	1-1 100.0%	
Oct 11	Chattanooga	W 45-10	0-0 0.0%	0-0 0.0%	0-0 0.0%	0-0 0.0%	0-0 0.0%	
Oct 18	at Ole Miss	L 3-34	0-1 0.0%	0-0 0.0%	0-0 0.0%	0-0 0.0%	0-1 0.0%	
Oct 25	Alabama	L 20-34	0-1 0.0%	0-0 0.0%	0-0 0.0%	0-0 0.0%	0-1 0.0%	
Nov 01	at South Carolina	W 45-42	2-3 66.7%	0-1 0.0%	1-1 100.0%	0-0 0.0%	1-1 100.0%	0-0 0.0%
Nov 15	Kentucky	W 50-16	2-2 100.0%	1-1 100.0%	1-1 100.0%	0-0 0.0%	0-0 0.0%	
Nov 22	Missouri	L 21-29	2-2 100.0%	0-0 0.0%	1-1 100.0%	0-0 0.0%	1-1 100.0%	
Tennessee			7-11 63.6%	1-2 50.0%	3-3 100.0%	0-0 0.0%	3-6 50.0%	0-0 0.0%
Opponents			6-13 46.2%	1-2 50.0%	3-4 75.0%	1-4 25.0%	1-3 33.3%	0-0 0.0%

■ Time of Possession

Date	Opponent	Score	Overall	1st Qtr	2nd Qtr	3rd Qtr	4th Qtr	OT
Aug 31	Utah State	W 38-7	34:35	8:30	7:37	8:49	9:39	
Sept 6	Arkansas State	W 34-19	31:03	9:03	6:54	7:46	7:20	
Sep 13	at Oklahoma	L 10-34	31:24	6:04	7:33	7:03	10:44	
Sep 27	at Georgia	L 32-35	28:13	9:23	5:30	6:33	6:47	
Oct. 4	Florida	L 9-10	28:30	8:13	7:41	6:05	6:31	
Oct 11	Chattanooga	W 45-10	28:33	8:56	5:33	6:04	8:00	
Oct 18	at Ole Miss	L 3-34	26:56	7:29	7:25	8:35	3:27	
Oct 25	Alabama	L 20-34	30:34	7:15	11:05	6:59	5:15	
Nov 01	at South Carolina	W 45-42	29:47	7:10	5:47	7:27	9:23	0:00
Nov 15	Kentucky	W 50-16	34:02	6:38	9:16	8:48	9:20	
Nov 22	Missouri	L 21-29	27:30	6:15	8:19	4:42	8:14	
Tennessee Total			331:07	84:56	82:40	78:51	84:40	0:00
Avg.			30:06	7:43	7:30	7:10	7:41	0:00
Opponents Total			328:53	80:04	82:20	86:09	80:20	0:00
Avg.			29:53	7:16	7:29	7:49	7:18	0:00

2014 » RED-ZONE STATS

■ Tennessee Inside Opponent Red-Zone

Date	Opponent	Score	Times In RZ	Times Scored	Total Pts	TDs	Rush TDs	Pass TDs	FGs Made	---- Failed to score inside RZ ---						
										FGA	Downs	Int	Fumb	Half	Game	
Aug 31	Utah State	W 38-7	6	6	38	5	2	3	1	0	0	0	0	0	0	0
Sept 6	Arkansas State	W 34-19	7	6	34	4	2	2	2	1	0	0	0	0	0	0
Sep 13	at Oklahoma	L 10-34	2	1	3	0	0	0	1	0	0	1	0	0	0	0
*Sep 27	at Georgia	L 32-35	2	2	14	2	1	1	0	0	0	0	0	0	0	0
*Oct. 4	Florida	L 9-10	4	3	9	0	0	0	3	0	0	1	0	0	0	0
Oct 11	Chattanooga	W 45-10	6	6	38	5	3	2	1	0	0	0	0	0	0	0
*Oct 18	at Ole Miss	L 3-34	1	1	3	0	0	0	1	0	0	0	0	0	0	0
*Oct 25	Alabama	L 20-34	4	4	20	2	0	2	2	0	0	0	0	0	0	0
*Nov 01	at South Carolina	W 45-42	7	6	38	5	3	2	1	0	1	0	0	0	0	0
*Nov 15	Kentucky	W 50-16	5	5	26	3	2	1	2	0	0	0	0	0	0	0
*Nov 22	Missouri	L 21-29	2	2	11	1	0	1	1	0	0	0	0	0	0	0
Totals			46	42	234	27	13	14	15	1	1	2	0	0	0	0
			42 of 46 (91.3%)													

■ Opponent Inside Tennessee Red-Zone

Date	Opponent	Score	Times In RZ	Times Scored	Total Pts	TDs	Rush TDs	Pass TDs	FGs Made	---- Failed to score inside RZ ---						
										FGA	Downs	Int	Fumb	Half	Game	
Aug 31	Utah State	W 38-7	0	0	0	0	0	0	0	0	0	0	0	0	0	0
Sept 6	Arkansas State	W 34-19	2	2	12	2	1	1	0	0	0	0	0	0	0	0
Sep 13	at Oklahoma	L 10-34	4	4	20	2	2	0	2	0	0	0	0	0	0	0
*Sep 27	at Georgia	L 32-35	3	3	21	3	2	1	0	0	0	0	0	0	0	0
*Oct. 4	Florida	L 9-10	1	1	7	1	1	0	0	0	0	0	0	0	0	0
Oct 11	Chattanooga	W 45-10	2	2	10	1	1	0	1	0	0	0	0	0	0	0
*Oct 18	at Ole Miss	L 3-34	4	4	20	2	2	0	2	0	0	0	0	0	0	0
*Oct 25	Alabama	L 20-34	1	1	7	1	1	0	0	0	0	0	0	0	0	0
*Nov 01	at South Carolina	W 45-42	4	3	21	3	2	1	0	1	0	0	0	0	0	0
*Nov 15	Kentucky	W 50-16	3	3	13	1	1	0	2	0	0	0	0	0	0	0
*Nov 22	Missouri	L 21-29	4	4	22	3	2	1	1	0	0	0	0	0	0	0
Totals			28	27	153	19	15	4	8	1	0	0	0	0	0	0
			27 of 28 (96.4%)													

► OFFENSIVE GAME-BY-GAME

■ Passing

#14 JUSTIN WORLEY	Att	Comp	Int	Pct	Yards	TD	Long	Sack	Yds	Effic
Utah State	38	27	0	71.1	273	3	38	2	14	157.5
Arkansas State	38	22	1	57.9	247	2	56	2	13	124.6
Oklahoma	44	21	2	47.7	201	1	40	5	32	84.5
Georgia	35	23	0	65.7	264	3	31	2	17	157.4
Florida	39	26	2	66.7	205	0	27	6	49	100.6
Chattanooga	24	19	0	79.2	198	3	30	5	35	189.7
Ole Miss	34	19	3	55.9	191	0	24	7	41	85.4
TOTALS	252	157	8	62.3	1579	12	56	29	201	124.3

#11 JOSHUA DOBBS	Att	Comp	Int	Pct	Yards	TD	Long	Sack	Yds	Effic
Alabama	32	19	1	59.4	192	2	28	1	9	124.1
South Carolina	40	23	1	57.5	301	2	42	0	0	132.2
Kentucky	27	19	0	70.4	297	3	52	1	10	199.4
Missouri	37	24	1	64.9	195	1	24	6	31	112.6
TOTALS	136	85	3	62.5	985	8	52	8	50	138.3

#12 NATE PETERMAN	Att	Comp	Int	Pct	Yards	TD	Long	Sack	Yds	Effic
Utah State	1	1	0	100.0	0	0	0	0	0	100.0
Georgia	9	4	0	44.4	20	0	14	1	14	63.1
Chattanooga	5	3	0	60.0	19	0	14	0	0	91.9
Alabama	4	2	0	50.0	10	0	8	1	8	71.0
Kentucky	1	0	0	0.0	0	0	0	0	0	0.0
TOTALS	20	10	0	50.0	49	0	14	2	22	70.6

#13 PATRICK ASHFORD	Att	Comp	Int	Pct	Yards	TD	Long	Sack	Yds	Effic
Missouri	1	1	0	100.0	31	1	31	0	0	690.4
TOTALS	1	1	0	100.0	31	1	31	0	0	690.4

#2 PIG HOWARD	Att	Comp	Int	Pct	Yards	TD	Long	Sack	Yds	Effic
Utah State	1	0	0	0.0	0	0	0	0	0	0.0
TOTALS	1	0	0	0.0	0	0	0	0	0	0.0

■ Rushing

Player	No-Yds/TD	USU	ASU	OU	UGA	UF	UTC	OLE MISS	ALA	SC	UK	MIZZOU	VU
Hurd, J. RB	169-756/3	11-29/0	23-83/1	14-97/0	24-119/1	10-39/0	2-7/0	13-40/0	16-59/0	21-125/0	24-118/1	11-40/0	-
Dobbs, J. QB	70-302/4	DNP	DNP	DNP	DNP	DNP	DNP	DNP	19-75/0	24-166/3	10-48/1	17-13/0	-
Lane, M. RB	61-228/1	11-41/1	13-54/0	10-42/0	5-1/0	10-22/0	DNP	-	3-48/0	5-15/0	3-5/0	1-0/0	-
Pickett, J. RB	22-64/0	4-11/0	-	1-1/0	-	-	-	10-27/0	1-0/0	DNP	6-25/0	DNP	-
Howard, A. WR	12-64/2	2-9/1	-	-	1-8/0	1-5/0	2-13/0	-	-	4-29/1	2-0/0	-	-
Scott, D. RB	11-40/0	DNP	DNP	DNP	DNP	DNP	9-42/0	2--2/0	DNP	DNP	DNP	DNP	-
Summerhill, D. RB	11-32/0	3-5/0	-	DNP	DNP	DNP	2-9/0	DNP	DNP	DNP	6-18/0	DNP	-
Young, D. RB	6-24/0	1-6/0	2-11/0	-	-	1-7/0	2-0/0	DNP	DNP	DNP	DNP	DNP	-
Pearson, V. WR	5-19/0	-	-	DNP	DNP	-	-	1-3/0	3-7/0	1-9/0	-	-	-
Peterman, N. QB	9-13/1	-	DNP	DNP	1-14/0	DNP	5-26/1	2-9/0	1--8/0	DNP	-	DNP	-
Malone, J.	2-11/0	-	-	-	1-20/0	-	-	1-9/0	-	-	-	-	-
Smith, Jo. WR	2-9/0	-	1-12/0	1--3/0	DNP	DNP	DNP	DNP	DNP	DNP	DNP	DNP	-
Johnson, A.J.	1-0/0	-	-	-	-	-	-	-	1-0/0	-	-	DNP	-
TEAM	2--7/0	1--5/0	-	1--2/0	DNP	DNP	DNP	DNP	DNP	DNP	-	DNP	-
Worley, J. QB	45--105/3	6-14/0	6-8/1	6--23/0	2--17/0	7--45/0	10--1/2	8--41/0	DNP	DNP	DNP	DNP	-

■ Receiving

Player	No-Yds/TD	USU	ASU	OU	UGA	UF	UTC	OLE MISS	ALA	SC	UK	MIZZOU	VU
Howard, A. WR	47-534/1	6-37/0	3-30/0	4-22/0	4-46/1	6-79/0	1-5/0	2-24/0	4-49/0	5-109/0	4-43/0	8-90/0	-
North, M. WR	30-320/4	4-38/0	4-68/2	6-67/0	3-15/1	4-26/0	4-26/1	1-24/0	4-56/0	-	-	DNP	-
Pearson, V. WR	28-306/4	3-27/1	4-71/0	DNP	DNP	1-6/0	2-14/0	5-26/0	3-21/1	4-55/0	3-44/2	3-42/0	-
Croom, J. WR	21-305/4	2-41/0	1-11/0	-	4-60/1	-	6-76/0	-	-	2-20/1	3-87/1	3-10/1	-
Malone, J.	22-227/1	2-26/0	1-14/0	2-23/0	5-43/0	4-28/0	-	5-75/0	1-9/1	-	2-9/0	-	-
Hurd, J. RB	33-217/2	2-16/1	-	2-24/0	3-19/0	4-3/0	-	2-19/0	6-27/0	7-58/1	1-11/0	6-40/0	-
Wolf, E. TE	21-203/0	3-26/0	5-20/0	DNP	5-69/0	1-3/0	1-16/0	1-6/0	1-10/0	2-14/0	2-39/0	-	-
Smith, Jo. WR	10-135/1	3-48/0	2-29/0	5-58/1	DNP	DNP	DNP	DNP	DNP	DNP	DNP	DNP	-
Ellis, A. TE	6-115/1	-	-	-	-	-	-	1-9/0	1-25/0	1-24/0	2-26/0	1-31/1	-
Johnson, Jo. WR	8-109/2	DNP	1-4/0	-	1-24/0	2-29/0	3-46/2	-	DNP	-	-	1-6/0	-
Lane, M. RB	8-53/0	1-2/0	1-0/0	2-7/0	-	-	DNP	1-5/0	-	1-9/0	1-28/0	1-2/0	-
Helm, D. TE	6-37/0	1-0/0	-	-	-	2-16/0	-	-	-	1-12/0	1-10/0	1-1/0	-
Young, D. RB	4-31/0	-	-	-	1-6/0	2-15/0	1-10/0	DNP	DNP	DNP	DNP	DNP	-
Wharton, V. WR	4-15/0	-	DNP	-	DNP	DNP	3-10/0	-	1-5/0	DNP	-	-	-
Carter, J. WR	1-14/0	-	-	-	DNP	DNP	1-14/0	-	DNP	DNP	-	-	-
Downs, B. TE	1-12/1	1-12/1	-	-	-	-	-	-	-	-	-	-	-
Jenkins, R. WR	1-6/0	-	-	-	-	-	-	-	-	-	-	1-6/0	-
Pickett, J. RB	1-3/0	-	-	-	-	-	-	1-3/0	DNP	DNP	-	DNP	-
Robertson, J.	1-2/0	-	-	-	1-2/0	-	-	-	-	-	-	-	-

■ Punt Returns

Player	No-Yds/TD	USU	ASU	OU	UGA	UF	UTC	OLE MISS	ALA	SC	UK	MIZZOU	VU
Sutton, C.	11-72	-	-	1-3	1-4	3-6	1-42	4-21	1--4	-	-	-	-
Carter, J.	8-55	-	1-21	-	DNP	DNP	1-2	2-0	DNP	DNP	3-18	1-14	-

■ Kick Returns

Player	No-Yds/TD	USU	ASU	OU	UGA	UF	UTC	OLE MISS	ALA	SC	UK	MIZZOU	VU
Berry, Ev.	13-402	-	-	-	-	-	1-68	2-59	3-63	-	3-91	4-121	-
Young, D.	13-280	2-35	2-48	3-60	3-79	3-58	-	DNP	DNP	DNP	DNP	DNP	-
Foreman, M.	3-52	-	-	-	-	-	2-29	-	-	1-23	-	-	-
Pickett, J.	1-23	-	-	-	1-23	-	-	-	DNP	DNP	-	DNP	-
Sutton, C.	1-21	-	-	-	-	-	-	1-21	-	-	-	-	-

■ Field Goals

Player	FG-FGA (Lg)	USU	ASU	OU	UGA	UF	UTC	OLE MISS	ALA	SC	UK	MIZZOU	VU
Medley, A.	18-24 (46)	1-2 (36)	2-3 (38)	1-1 (31)	1-1 (46)	3-3 (39)	1-2 (25)	1-1 (27)	2-2 (27)	1-3 (32)	3-4 (39)	2-2 (39)	-

■ Punting

Player	No-Yds-Avg	USU	ASU	OU	UGA	UF	UTC	OLE MISS	ALA	SC	UK	MIZZOU	VU
Darr, M.	69-2890-41.9	8-298-37.2	6-243-40.5	8-278-34.8	8-357-44.6	8-344-43.0	4-200-50.0	9-410-45.6	5-209-41.8	3-98-32.7	4-174-43.5	6-279-46.5	-

► DEFENSIVE GAME-BY-GAME

■ Total Tackles

Player	UA-A	TOT	USU	ASU	OU	UGA	UF	UTC	OLE MISS	ALA	SC	UK	MIZZOU	VU
Johnson, A.J. LB	58-43	101	5-4	7-2	5-6	9-8	10-3	5-4	7-3	3-5	6-4	1-4	DNP	-
Reeves-Maybin LB	53-30	83	5-5	2-4	7-2	7-3	7-2	2-3	7-2	3-2	5-3	4-1	4-3	-
Randolph, B. DB	57-23	80	4-1	4-2	4-2	6-2	10-3	2-1	8-0	3-2	7-7	7-1	2-2	-
Barnett, D. DL	41-23	64	1-2	3-0	2-3	7-1	5-1	1-2	6-4	4-2	4-1	4-3	4-4	-
McNeil, L. DB	37-25	62	2-0	4-3	5-2	4-5	3-0	1-1	-	5-2	1-7	4-2	8-3	-
Maggitt, C. DL	27-11	38	2-0	2-2	2-2	3-2	2-1	1-0	4-0	3-0	3-3	2-0	3-1	-
Coleman, J. DB	25-10	35	2-0	3-1	2-3	1-1	3-0	1-1	2-0	6-1	4-3	-	1-0	-
Sutton, C. DB	27-6	33	4-0	3-1	6-2	2-1	1-0	1-0	1-1	5-0	1-1	2-0	1-0	-
Kelly Jr., T. DB	20-9	29	2-0	4-1	-	2-2	1-1	3-1	2-1	1-1	-	0-1	5-1	-
Williams, J. DL	13-11	24	1-0	1-2	3-0	1-2	2-1	0-1	3-1	-	-	-	2-4	-
Williams, M. DB	18-5	23	0-1	4-1	1-1	4-0	4-2	2-0	2-0	1-0	-	0-0	DNP	-
Vereen, C. DL	14-9	23	1-0	1-0	2-2	1-2	1-0	-	4-2	1-2	2-1	-	1-0	-
Williams, O. DL	10-9	19	-	3-2	1-2	0-3	1-0	DNP	-	2-2	1-0	-	2-0	-
Moseley, E. DB	14-4	18	1-0	-	-	-	2-0	1-0	2-0	2-1	3-2	1-0	2-1	-
McDowell, C. DB	8-8	16	-	1-0	-	2-2	-	0-3	1-0	1-0	1-1	1-2	1-0	-
O'Brien, D. DL	11-5	16	1-0	0-1	-	3-1	-	0-1	1-0	-	2-1	2-0	2-1	-
Weatherd, C. LB	7-3	10	0-1	2-0	-	-	1-0	1-0	-	1-0	-	2-2	-	-
Johnson, Ja. DL	5-4	9	DNP	-	-	-	-	3-1	-	-	-	1-1	1-2	-
Lewis, L. LB	6-2	8	1-0	1-0	-	1-0	-	2-1	-	-	-	1-1	-	-
Bates, D. LB	3-3	6	2-1	1-1	0-1	-	DNP	DNP	DNP	DNP	DNP	DNP	DNP	-
Saulsberry, T. DL	3-2	5	DNP	DNP	DNP	0-2	-	2-0	1-0	-	DNP	DNP	DNP	-
Foreman, M. DB	3-2	5	-	1-0	-	1-0	-	0-2	1-0	-	-	-	-	-
Gaulden, R. DB	4-1	5	1-0	DNP	DNP	0-1	-	-	1-0	-	1-0	1-0	-	-
Berry, Ev. DB	4-0	4	-	-	-	2-0	-	-	-	-	-	2-0	-	-
Payne, D. DB	2-2	4	0-1	-	-	DNP	-	1-1	DNP	DNP	DNP	1-0	-	-
Mixon, D. DL	4-0	4	-	3-0	-	-	-	1-0	-	-	-	-	-	-
Swafford, D. DB	3-1	4	1-0	1-0	-	-	-	0-1	-	-	1-0	-	-	-
Hendrix, D. DL	1-1	2	1-0	-	DNP	DNP	DNP	0-1	-	DNP	-	-	DNP	-
North, M.	2-0	2	-	-	-	-	-	-	1-0	1-0	-	-	DNP	-
Sawyers, M. DL	1-1	2	-	-	DNP	DNP	DNP	1-1	DNP	DNP	DNP	DNP	DNP	-
King, J. LB	1-1	2	1-0	-	-	-	-	-	-	-	-	0-1	-	-
Miller, J. DL	2-0	2	1-0	-	-	-	DNP	1-0	-	-	-	-	DNP	-
Orta, G. DB	0-1	1	-	0-1	-	DNP	-	-	-	-	DNP	-	DNP	-
Bynum, K. LB	0-1	1	-	-	DNP	DNP	-	-	DNP	DNP	DNP	0-1	DNP	-
Johnson, Jo.	1-0	1	DNP	-	-	-	-	-	-	DNP	-	-	1-0	-
Hurd, J.	1-0	1	-	-	-	-	-	-	-	1-0	-	-	-	-
Wiesman, D.	1-0	1	-	-	-	-	-	-	-	-	-	-	1-0	-

■ Sacks

Player	UA-A	TOT	USU	ASU	OU	UGA	UF	UTC	OLE MISS	ALA	SC	UK	MIZZOU	VU
Maggitt, C. DL	9-0	9.0	-	-	-	2.0-4	1.0-7	-	-	1.0-6	2.0-12	2.0-10	1.0-7	-
Barnett, D. DL	8-2	9.0	-	-	-	-	1.0-10	-	3.0-7	-	3.0-18	2.0-9	-	-
Weatherd, C. LB	2-1	2.5	-	-	-	-	1.0-10	1.0-5	-	-	-	0.5-2	-	-
Williams, J. DL	2-0	2.0	-	-	1.0-2	-	-	-	-	-	-	-	1.0-6	-
Williams, O. DL	2-0	2.0	-	2.0-12	-	-	-	DNP	-	-	-	-	-	-
Reeves-Maybin LB	2-0	2.0	-	1.0-3	-	1.0-7	-	-	-	-	-	-	-	-
Johnson, A.J. LB	1-2	2.0	-	-	-	-	-	-	1.5-9	-	-	0.5-3	DNP	-
Vereen, C. DL	1-1	1.5	-	-	-	-	-	-	1.5-11	-	-	-	-	-
O'Brien, D. DL	1-0	1.0	-	-	-	-	-	-	-	-	-	-	1.0-5	-
Lewis, L. LB	1-0	1.0	1.0-5	-	-	-	-	-	-	-	-	-	-	-

■ Tackles for Loss

Player	UA-A	TOT	USU	ASU	OU	UGA	UF	UTC	OLE MISS	ALA	SC	UK	MIZZOU	VU
Barnett, D. DL	16-5	18.5	-	1.0-1	1.0-1	1.0-1	2.0-15	0.5-1	4.0-10	1.5-7	3.0-18	4.0-13	0.5-1	-
Maggitt, C. DL	11-2	12.0	1.0-4	-	-	2.5-5	1.5-8	1.0-5	-	1.0-6	2.0-12	2.0-10	1.0-7	-
Reeves-Maybin LB	9-2	10.0	0.5-2	2.0-5	-	3.5-14	1.0-1	-	-	-	1.0-1	1.0-4	1.0-4	-
Johnson, A.J. LB	7-4	9.0	-	1.0-1	2.0-4	0.5-1	1.0-4	1.0-10	2.5-13	0.5-4	-	0.5-3	DNP	-
Lewis, L. LB	5-0	5.0	1.0-5	1.0-1	-	1.0-4	-	1.0-12	-	-	-	1.0-2	-	-
Williams, J. DL	4-0	4.0	1.0-1	-	1.0-2	-	1.0-1	-	-	-	-	-	1.0-6	-
Coleman, J. DB	4-0	4.0	-	1.0-4	-	-	1.0-1	-	1.0-1	1.0-1	-	-	-	-
Vereen, C. DL	3-2	4.0	-	-	1.0-2	0.5-1	-	-	2.5-12	-	-	-	-	-
Sutton, C. DB	4-0	4.0	1.0-1	1.0-3	-	-	1.0-2	1.0-2	-	-	-	-	-	-
O'Brien, D. DL	2-3	3.5	1.0-1	-	-	0.5-0	-	0.5-1	-	-	-	-	1.5-5	-
Weatherd, C. LB	2-2	3.0	0.5-3	-	-	-	1.0-10	1.0-5	-	-	-	0.5-2	-	-
Williams, O. DL	2-0	2.0	-	2.0-12	-	-	-	DNP	-	-	-	-	-	-
Moseley, E. DB	2-0	2.0	-	-	-	2.0-5	-	-	-	-	-	-	-	-
Randolph, B. DB	1-1	1.5	-	-	-	-	0.5-1	-	-	1.0-3	-	-	-	-
McNeil, L. DB	0-1	0.5	-	-	-	0.5-2	-	-	-	-	-	-	-	-

■ Interception Returns

Player	No-Yds	USU	ASU	OU	UGA	UF	UTC	OLE MISS	ALA	SC	UK	MIZZOU	VU
Sutton, C.	3--1	1-0	-	-	1-0	1--1	-	-	-	-	-	-	-
Coleman, J.	3-83	-	-	-	-	-	1-53	-	-	1-5	1-25	-	-
Kelly Jr., T.	2-21	-	-	-	1-0	1-21	-	-	-	-	-	-	-
McNeil, L.	1-0	-	-	1-0	-	-	-	-	-	-	-	-	-
Johnson, A.J.	1-23	1-23	-	-	-	-	-	-	-	-	-	DNP	-
Reeves-Maybin	1-1	-	-	-	-	1-1	-	-	-	-	-	-	-
Randolph, B.	1-23	-	-	-	-	-	-	-	-	-	1-23	-	-

► PARTICIPATION GAME-BY-GAME

■ Participation

No.	Player	GP/GS	USU	ASU	OU	UGA	UF	UTC	OLE MISS	ALA	SC	UK	MIZZOU	VU
46	Arnold, M.	11/-	X	X	X	X	X	X	X	X	X	X	X	X
13	Ashford, P.	11/-	X	X	X	X	X	X	X	X	X	X	X	X
9	Barnett, D.	11/8	DE	X	DE	DE	X	DE	X	DE	DE	DE	DE	DE
17	Bates, D.	4/-	X	X	X	X	DNP	DNP	DNP	DNP	DNP	DNP	DNP	DNP
41	Berry, El.	7/-	X	X	X	DNP	X	X	DNP	DNP	DNP	X	X	X
29	Berry, Ev.	11/-	X	X	X	X	X	X	X	X	X	X	X	X
7	Bowles, D.	2/-	X	DNP	DNP	DNP	DNP	X	DNP	DNP	DNP	DNP	DNP	DNP
5	Bullock, G.	3/-	DNP	X	X	X	DNP	DNP	DNP	DNP	DNP	DNP	DNP	DNP
51	Bynum, K.	5/-	X	X	DNP	DNP	X	X	DNP	DNP	DNP	X	DNP	DNP
87	Carter, J.	7/-	X	X	X	DNP	DNP	X	X	DNP	DNP	X	X	X
27	Coleman, J.	11/11	NK	NK	CB	CB	CB	CB	CB	CB	CB	NK	NK	NK
18	Croom, J.	11/1	X	X	X	X	X	X	X	X	X	X	X	WR
57	Crowder, M.	10/10	C	C	C	C	C	C	C	C	C	C	C	DNP
43	Darr, M.	11/-	X	X	X	X	X	X	X	X	X	X	X	X
11	Dobbs, J.	4/3	DNP	DNP	DNP	DNP	DNP	DNP	DNP	X	QB	QB	QB	QB
85	Downs, B.	11/-	X	X	X	X	X	X	X	X	X	X	X	X
79	Edwards, T.	2/-	DNP	DNP	DNP	DNP	DNP	X	DNP	DNP	DNP	X	DNP	DNP
48	Ellis, A.	11/1	X	X	X	X	X	X	X	X	X	TE	X	X
90	Folger, C.	1/-	DNP	DNP	DNP	DNP	DNP	DNP	DNP	DNP	DNP	X	DNP	DNP
22	Foreman, M.	11/-	X	X	X	X	X	X	X	X	X	X	X	X
7	Gaulden, R.	9/-	X	DNP	DNP	X	X	X	X	X	X	X	X	X
59	Giampapa, M.	11/-	X	X	X	X	X	X	X	X	X	X	X	X
65	Gilliam, J.	6/5	LT	DNP	DNP	DNP	DNP	DNP	X	RT	RT	RT	RT	RT
59	Grieco, G.	1/-	DNP	X	DNP	DNP	DNP	DNP	DNP	DNP	DNP	DNP	DNP	DNP
80	Helm, D.	11/2	X	X	TE	X	X	X	X	X	X	TE	X	X
8	Hendrix, D.	6/-	X	X	DNP	DNP	DNP	X	X	DNP	X	X	DNP	DNP
2	Howard, A.	11/7	WR	WR	WR	WR	WR	X	X	X	X	WR	WR	WR
1	Hurd, J.	11/7	X	X	X	X	TB	TB	TB	TB	TB	TB	TB	TB
75	Jackson, M.	10/10	LG	LG	LG	LG	LG	LG	LG	DNP	LG	LG	LG	LG
5	Jenkins, R.	11/-	X	X	X	X	X	X	X	X	X	X	X	X
45	Johnson, A.J.	10/10	MLB	MLB	MLB	MLB	MLB	MLB	MLB	MLB	MLB	MLB	MLB	DNP
44	Johnson, Ja.	10/1	DNP	X	X	X	X	X	X	X	X	X	MLB	MLB
81	Johnson, Jo.	9/1	DNP	X	X	X	X	WR	X	DNP	X	X	X	X
28	Johnson, L.	4/-	X	X	DNP	DNP	DNP	X	DNP	DNP	DNP	X	DNP	DNP
53	Jumper, C.	1/-	X	DNP	DNP	DNP	DNP	DNP	DNP	DNP	DNP	DNP	DNP	DNP
6	Kelly Jr., T.	11/3	X	SS	SS	X	X	X	X	X	X	X	SS	SS
63	Kendrick, B.	11/2	X	LT	X	X	X	X	X	LT	X	X	X	X
77	Kerbyson, K.	11/11	RT	RT	LT	LT	LT	LT	LT	LG	LT	LT	LT	LT
38	King, J.	11/-	X	X	X	X	X	X	X	X	X	X	X	X
15	Lane, M.	10/4	TB	TB	TB	TB	X	DNP	X	X	X	X	X	X
4	Lewis, L.	11/-	X	X	X	X	X	X	X	X	X	X	X	X
56	Maggitt, C.	11/8	X	DE	SLB	SLB	SLB	SLB	SLB	X	SLB	X	SLB	SLB
3	Malone, J.	11/6	X	X	X	WR	WR	WR	WR	WR	WR	X	X	X
20	McDowell, C.	11/-	X	X	X	X	X	X	X	X	X	X	X	X
33	McNeil, L.	11/10	SS	FS	X	FS	FS	FS	FS	FS	FS	FS	FS	FS
25	Medley, A.	11/-	X	X	X	X	X	X	X	X	X	X	X	X
89	Miller, J.	9/-	X	X	X	X	DNP	X	X	X	X	X	DNP	DNP
40	Mixon, D.	11/-	X	X	X	X	X	X	X	X	X	X	X	X
12	Moseley, E.	11/2	X	X	X	X	X	X	X	X	X	CB	CB	CB
8	North, M.	10/10	WR	WR	WR	WR	WR	WR	WR	WR	WR	WR	WR	DNP
95	O'Brien, D.	11/10	NT	X	NT	NT	NT	NT	NT	NT	NT	NT	NT	NT
26	Orta, G.	8/-	X	X	X	DNP	X	X	X	X	DNP	X	DNP	DNP
66	Pair, M.	3/-	X	DNP	DNP	DNP	DNP	X	DNP	DNP	DNP	X	DNP	DNP
2	Payne, D.	7/-	X	X	X	DNP	X	X	DNP	DNP	DNP	X	X	X
9	Pearson, V.	9/6	WR	WR	DNP	DNP	X	X	WR	WR	WR	X	WR	WR
12	Peterman, N.	6/1	X	DNP	DNP	X	DNP	X	X	QB	DNP	X	DNP	DNP
31	Pickett, J.	8/-	X	X	X	X	X	X	X	DNP	DNP	X	DNP	DNP
37	Randolph, B.	11/9	FS	X	FS	SS	SS	SS	SS	SS	SS	SS	SS	X
34	Reeves-Maybin	11/11	WLB	WLB	WLB	WLB	WLB	WLB	WLB	WLB	WLB	WLB	WLB	WLB
73	Robertson, J.	11/11	RG	RG	RG	RG	RG	RG	RG	RG	RG	RG	RG	RG
60	Sanders, A.	4/-	X	DNP	DNP	DNP	DNP	X	X	DNP	DNP	X	DNP	DNP
96	Saulsberry, T.	5/-	DNP	DNP	DNP	X	X	X	X	X	DNP	DNP	DNP	DNP
72	Sawyers, M.	3/-	X	X	DNP	DNP	DNP	X	DNP	DNP	DNP	DNP	DNP	DNP
24	Scott, D.	2/-	DNP	DNP	DNP	DNP	DNP	X	X	DNP	DNP	DNP	DNP	DNP
25	Smith, Jo.	3/1	X	X	WR	DNP	DNP	DNP	DNP	DNP	DNP	DNP	DNP	DNP
47	Stocstill, J.	6/-	X	X	X	X	X	DNP	DNP	DNP	DNP	X	DNP	DNP
30	Summerhill, D.	4/-	X	X	DNP	DNP	DNP	X	DNP	DNP	DNP	X	DNP	DNP
23	Sutton, C.	11/11	CB	CB	CB	CB	CB	CB	CB	CB	CB	CB	CB	CB
13	Swafford, D.	11/-	X	X	X	X	X	X	X	X	X	X	X	X
55	Thomas, C.	9/5	X	X	RT	RT	RT	RT	RT	DNP	DNP	X	X	X
50	Vereen, C.	11/10	DL	DL	DL	DL	DL	DL	DL	DL	DL	DL	DL	X
39	Vickers, K.	3/-	DNP	DNP	DNP	DNP	DNP	X	DNP	DNP	DNP	X	X	X
42	Weatherd, C.	11/1	X	SLB	X	X	X	X	X	X	X	X	X	X
4	Wharton, V.	7/-	X	DNP	X	DNP	DNP	X	X	X	DNP	X	X	X
71	Wiesman, D.	11/1	X	X	X	X	X	X	X	X	X	X	X	C
54	Williams, J.	11/11	DT	DT	DT	DT	DT	DT	DT	DT	DT	DT	DT	DT
24	Williams, M.	10/5	CB	CB	X	X	CB	X	CB	CB	X	X	DNP	DNP
58	Williams, O.	10/-	X	X	X	X	X	DNP	X	X	X	X	X	X
82	Wolf, E.	10/9	TE	TE	DNP	TE	TE	TE	TE	TE	TE	X	TE	TE
14	Worley, J.	7/7	QB	QB	QB	QB	QB	QB	QB	DNP	DNP	DNP	DNP	DNP
19	Young, D.	6/-	X	X	X	X	X	X	DNP	DNP	DNP	DNP	DNP	DNP

Starts indicated by position; X-Played; DNP-Did Not Play

► 2014 SUPERLATIVES

2014 Team Superlatives

■ Tennessee Highs and Lows

Points Scored	50	Kentucky
Low	3	Ole Miss
First Downs	35	South Carolina
Low	10	Ole Miss
Rushing Attempts	55	South Carolina
Low	28	Ole Miss
Rushing Yards	344	South Carolina
Low	0	Ole Miss
Rushing TDs	4	South Carolina
Low	0	(4x) Missouri, Ole Miss, Florida and Oklahoma
Passes Attempted	44	(2x) Georgia and Oklahoma
Low	29	(2x) Kentucky and Chattanooga
Passes Completed	28	Utah State
Low	19	(2x) Kentucky and Ole Miss
Had Intercepted	3	Ole Miss
Low	0	(3x) Kentucky, Chattanooga and Utah State
Passing Yards	301	South Carolina
Low	191	Ole Miss
Passing TDs	3	(4x) Kentucky, Chattanooga, Georgia and Utah State
Low	0	(2x) Ole Miss and Florida
Total Offensive Plays	95	South Carolina
Low	62	Ole Miss
Total Offensive Yards	645	South Carolina
Low	191	Ole Miss
Fumbles	3	Ole Miss
Low	0	Utah State
Fumbles Lost	2	Georgia
Low	0	(4x) Kentucky, S. Carolina, Arkansas State and Utah State
Penalties	8	Florida
Low	1	(2x) Chattanooga and Oklahoma
Penalty Yards	49	(2x) Florida and Georgia
Low	5	Chattanooga
QB Sacks by	5	(3x) Kentucky, South Carolina and Ole Miss
Low	1	(4x) Alabama, Chatt., Oklahoma and Utah State

■ Opponent Highs and Lows

Points Scored	42	South Carolina
Low	7	Utah State
First Downs	26	South Carolina
Low	11	(2x) Chattanooga and Utah State
Rushing Attempts	53	Georgia
Low	24	Utah State
Rushing Yards	289	Georgia
Low	105	Chattanooga
Rushing TDs	3	(3x) South Carolina, Alabama and Georgia
Low	0	Utah State
Passes Attempted	36	Arkansas State
Low	17	Chattanooga
Passes Completed	22	Arkansas State
Low	10	Chattanooga
Had Intercepted	3	Florida
Low	0	(4x) Missouri, Alabama, Ole Miss and Arkansas State
Passing Yards	377	South Carolina
Low	76	Florida
Passing TDs	3	South Carolina
Low	0	(3x) Kentucky, Chattanooga and Florida
Total Offensive Plays	78	(3x) Ole Miss, Georgia and Arkansas State
Low	54	Chattanooga
Total Offensive Yards	625	South Carolina
Low	201	Chattanooga
Fumbles	3	(2x) Alabama and Chattanooga
Low	0	(2x) South Carolina and Ole Miss
Fumbles Lost	2	(2x) Alabama and Chattanooga
Low	0	(6x) Missouri, UK, SC, Ole Miss, UF and UGA
Penalties	12	Missouri
Low	2	Ole Miss
Penalty Yards	82	Missouri
Low	35	Kentucky
QB Sacks by	7	Ole Miss
Low	0	South Carolina

STATS » 2014 INDIVIDUAL SUPERLATIVES

■ Most by a Vol...

Rushes	24	Jalen Hurd at Georgia (Sep 27, 2014)
		Joshua Dobbs at South Carolina (Nov 01, 2014)
		Jalen Hurd vs Kentucky (Nov 15, 2014)
Yards Rushing	166	Joshua Dobbs at South Carolina (Nov 01, 2014)
TD Rushes	3	Joshua Dobbs at South Carolina (Nov 01, 2014)
Long Rush	44	Marlin Lane vs Alabama (Oct 25, 2014)
Pass attempts	44	Justin Worley at Oklahoma (Sep 13, 2014)
Pass completions	27	Justin Worley vs Utah State (Aug 31, 2014)
Yards Passing	301	Joshua Dobbs at South Carolina (Nov 01, 2014)
TD Passes	3	Justin Worley vs Utah State (Aug 31, 2014)
		Justin Worley at Georgia (Sep 27, 2014)
		Justin Worley vs Chattanooga (Oct 11, 2014)
		Joshua Dobbs vs Kentucky (Nov 15, 2014)
Long Pass	56	Justin Worley vs Arkansas State (Sept 6, 2014)
Receptions	8	Alton Howard vs Missouri (Nov 22, 2014)
Yards Receiving	109	Alton Howard at South Carolina (Nov 01, 2014)
TD Receptions	2	Marquez North vs Arkansas State (Sept 6, 2014)
		Johnathon Johnson vs Chattanooga (Oct 11, 2014)
		Von Pearson vs Kentucky (Nov 15, 2014)
Long Reception	56	Von Pearson vs Arkansas State (Sept 6, 2014)
Field Goals	3	Aaron Medley vs Florida (Oct. 4, 2014)
		Aaron Medley vs Kentucky (Nov 15, 2014)
Long Field Goal	46	Aaron Medley at Georgia (Sep 27, 2014)
Punts	9	Matt Darr at Ole Miss (Oct 18, 2014)
Punting Avg	50.0	Matt Darr vs Chattanooga (Oct 11, 2014)
Long Punt	61	Matt Darr vs Florida (Oct. 4, 2014)
Punts inside 20	4	Matt Darr vs Utah State (Aug 31, 2014)
		Matt Darr at Georgia (Sep 27, 2014)
		Matt Darr vs Missouri (Nov 22, 2014)
Long Punt Return	42	Cameron Sutton vs Chattanooga (Oct 11, 2014)
Long Kickoff Return	68	Evan Berry vs Chattanooga (Oct 11, 2014)
Tackles	17	A.J. Johnson at Georgia (Sep 27, 2014)
Sacks	3.0	Derek Barnett at Ole Miss (Oct 18, 2014)
		Derek Barnett at South Carolina (Nov 01, 2014)
Tackles For Loss	4.0	Derek Barnett at Ole Miss (Oct 18, 2014)
		Derek Barnett vs Kentucky (Nov 15, 2014)
Interceptions	1	Cameron Sutton vs Utah State (Aug 31, 2014)
		A.J. Johnson vs Utah State (Aug 31, 2014)
		LaDarrell McNeil at Oklahoma (Sep 13, 2014)
		Todd Kelly Jr. at Georgia (Sep 27, 2014)
		Cameron Sutton at Georgia (Sep 27, 2014)
		Todd Kelly Jr. vs Florida (Oct. 4, 2014)
		Cameron Sutton vs Florida (Oct. 4, 2014)
		Jalen Reeves-Maybin vs Florida (Oct. 4, 2014)
		Justin Coleman vs Chattanooga (Oct 11, 2014)
		Justin Coleman at South Carolina (Nov 01, 2014)
		Justin Coleman vs Kentucky (Nov 15, 2014)
		Brian Randolph vs Kentucky (Nov 15, 2014)

■ Tennessee's Long Plays

Rushing	44	Marlin Lane vs. Alabama
Passing	56	Justin Worley to Von Pearson vs. Arkansas State
Field Goal	46	Aaron Medley at Georgia
Punt	61	Matt Darr vs. Florida
Punt Return	42	Cameron Sutton vs. Chattanooga
Kickoff Return	68	Evan Berry vs. Chattanooga
Interception Return	53	Justin Coleman vs. Chattanooga
Fumble Return	0	---

■ Most by an Opponent...

Rushes	28	Todd Gurley at Georgia (Sep 27, 2014)
Yards Rushing	208	Todd Gurley at Georgia (Sep 27, 2014)
TD Rushes	2	Todd Gurley at Georgia (Sep 27, 2014)
		Brandon Wilds at South Carolina (Nov 01, 2014)
		Marcus Murphy vs Missouri (Nov 22, 2014)
Long Rush	70	Brandon Wilds at South Carolina (Nov 01, 2014)
Pass attempts	35	Chuckie Keeton vs Utah State (Aug 31, 2014)
Pass completions	21	Fredi Knighten vs Arkansas State (Sept 6, 2014)
Yards Passing	347	Dylan Thompson at South Carolina (Nov 01, 2014)
TD Passes	2	Bo Wallace at Ole Miss (Oct 18, 2014)
		Blake Sims vs Alabama (Oct 25, 2014)
		Dylan Thompson at South Carolina (Nov 01, 2014)
		Maty Mauk vs Missouri (Nov 22, 2014)
Long Pass	85	Dylan Thompson at South Carolina (Nov 01, 2014)
Receptions	11	Pharoh Cooper at South Carolina (Nov 01, 2014)
Yards Receiving	233	Pharoh Cooper at South Carolina (Nov 01, 2014)
TD Receptions	2	Amari Cooper vs Alabama (Oct 25, 2014)
		Pharoh Cooper at South Carolina (Nov 01, 2014)
Long Reception	85	Pharoh Cooper at South Carolina (Nov 01, 2014)
Field Goals	3	Austin MacGinnis vs Kentucky (Nov 15, 2014)
Long Field Goal	54	Austin MacGinnis vs Kentucky (Nov 15, 2014)
Punts	9	Will Gleeson at Ole Miss (Oct 18, 2014)
Punting Avg	48.2	Will Gleeson at Ole Miss (Oct 18, 2014)
Long Punt	67	Will Gleeson at Ole Miss (Oct 18, 2014)
Punts inside 20	5	Kyle Christy vs Florida (Oct. 4, 2014)
Long Punt Return	29	Isaiah McKenzie at Georgia (Sep 27, 2014)
Long Kickoff Return	41	Daryl Rollins-Davis vs Arkansas State (Sept 6, 2014)
Tackles	20	Josh Forrest vs Kentucky (Nov 15, 2014)
Sacks	3.0	Bryan Cox Jr. vs Florida (Oct. 4, 2014)
Tackles For Loss	3.0	Quentin Hayes at Oklahoma (Sep 13, 2014)
		Bryan Cox Jr. vs Florida (Oct. 4, 2014)
Interceptions	2	Senquez Golson at Ole Miss (Oct 18, 2014)

■ Opponent's Long Plays

Rushing	70	Brandon Wilds at South Carolina
Passing	85	Dylan Thompson to Pharoh Cooper at South Carolina
Field Goal	54	Austin MacGinnis vs. Kentucky
Punt	67	Will Gleeson at Ole Miss
Punt Return	29	Isaiah McKenzie at Georgia
Kickoff Return	41	Daryl Rollins-Davis vs. Arkansas State
Interception Return	100	Julian Wilson at Oklahoma
Fumble Return	16	Eddie Jackson vs. Alabama

► THE LAST TIME TENNESSEE...

INDIVIDUAL

Rushed for 100 yards - 118, Jalen Hurd vs. Kentucky, 11/15/14
Rushed for 200 yards - 223, Arian Foster vs. Vanderbilt, 11/19/05
Rushed for 250 yards - 294, Chuck Webb vs. Mississippi, 11/18/89
A QB Rushed for 100 yards - 166, Joshua Dobbs at South Carolina, 11/1/14
Passed for 300 yards - 301, Joshua Dobbs at South Carolina, 11/1/14
Passed for 400 yards - 404, Tyler Bray vs. Missouri, 11/10/12
Passed for 500 yards - 530, Tyler Bray vs. Troy, 11/3/12
Had 100 yards receiving - 109, Alton 'Pig' Howard at South Carolina, 11/1/14
Had 150 yards receiving - 219, C. Patterson, 181, J. Hunter vs. Troy, 11/3/12
Had 200 yards receiving - 219, Cordarrelle Patterson, vs. Troy, 11/3/12
Returned onside kick for TD - 44, Bret Smith at S. Carolina, 10/30/04
Returned conventional kickoff for TD - 98, Cordarrelle Patterson at Miss. St, 10/13/12
Returned kickoff 100 yards - Leonard Scott vs. Georgia, 10/9/99
Returned punt for TD - 15, Devaun Swafford vs. Georgia, 10/5/13
Returned punt at least 75 yards - 81, Cordarrelle Patterson at Vanderbilt, 11/17/12 (TD)
Returned INT for TD - 23 yards, Brian Randolph vs. Kentucky, 11/15/14
Returned a fumble for TD - 18, Parys Haralson vs. Alabama, 10/23/04
Returned an extra point for a score - 97, Floyd Miley vs. Mississippi (at Memphis), 11/17/90 (blocked kick return)
Rushed for three TDs - 3, Joshua Dobbs at South Carolina, 11/1/14
Rushed for four TDs - 4, James Stewart at Georgia, 9/10/94
Threw four TD passes - 4, Tyler Bray vs. Kentucky, 11/24/12
Caught three TD passes - 3, Justin Hunter vs. Troy, 11/3/12
Made four FGs - 4, Derrick Brodus vs. Akron, 9/22/12
Had an 80-yard run - 87, LaMarcus Coker at Vanderbilt, 11/18/06
Had an 80-yard completion - 81, Tyler Bray to Justin Hunter vs. Montana, 9/4/11
Had 20+ tackles - 21, A.J. Johnson at Mississippi State, 10/13/12
Recorded three sacks - 3.0, Derek Barnett at S. Carolina (11/1/14)
Forced two fumbles - 2, Rico McCoy vs. South Carolina, 10/31/09
Intercepted two passes - 2, Brian Randolph vs. Western Kentucky, 9/7/13
Intercepted three passes - 3, Deon Grant vs. Auburn 10/2/99
Made a 50-yard FG - 51, Michael Palardy at Missouri, 11/2/13

TEAM

Shut out an opponent - 45-0 vs. Austin Peay, 8/31/13
Shut out consecutive opponents - at Vanderbilt and vs. Kentucky, 11/23-30/02 (24-0)
Rushed for more than 300 yards - 344, at South Carolina, 11/1/14 (55 att.)
Rushed for more than 400 yards - 406, vs. Vanderbilt, 11/26/94 (60 att.)
Passed for more than 300 yards - 301 at South Carolina, 11/1/14 (23-of-40)
Passed for more than 400 yards - 432 vs. Missouri, 11/10/12 (38-for-55)
Had more than 500 yards total off. - 511 vs. Kentucky, 11/15/14 (297 pass, 214 rush)
Had more than 600 yards total off. - 645 at South Carolina, 11/1/14 (301 pass, 344 rush)
Scored 50 points - 50, vs. Kentucky, 11/15/14 (Score: 50-16)
Scored 60 points - 63, vs. Western Kentucky, 9/5/09 (Score: 63-7)
Scored 70 points - 70, vs. Louisiana-Monroe, 9/23/00 (Score: 70-3)
Failed to rush for 100 yards - 53 vs. Missouri, 11/22/14 (29 att.)
Failed to pass for 100 yards - 54, vs. Vanderbilt, 11/23/13 (11-of-20)
Held opponent to fewer than 100 yards rushing - 94, vs. Kentucky, 11/15/14 (34 att.)
Held opponent to fewer than 100 yards passing - 96, vs. Chattanooga, 10/11/14 (10-of-17)
Held opponent to fewer than 100 yards total off. - 83, vs. W. Ky, 9/5/09 (34 rush, 49 pass)
Held opponent without a TD - vs. Austin Peay, 8/31/13 (Score: Tennessee 45-0)
Failed to get a first down - vs. Auburn, 9/27/58 (Score: Auburn 13-0)
Scored a safety - vs. NC State 8/31/12 (C. Maggitt sack, forced fumble)
Committed no turnovers - vs. Kentucky, 11/15/14
Forced opponent into five turnovers - vs. Western Kentucky, 9/7/13
Committed no penalties - vs. Austin Peay, 8/31/13
Never had to punt - vs. Western Ky., 9/5/09 (15 off. possessions in 63-7 win)
Blocked a punt - vs. Georgia, 10/5/13 (Jalen Reeves-Maybin)
Returned blocked punt for TD - 15 vs. Georgia, 10/5/13 (Devaun Swafford)
Blocked a field goal - at Oklahoma, 9/13/14 (A.J. Johnson)
Returned blocked FG for TD - 90 vs. S. Carolina, 10/28/95 (Tyrone Hines)
Blocked a PAT - Auburn, 11/9/13 (Daniel McCullers on PAT)
Faked a punt - at Vanderbilt, 11/17/12 (Michael Palardy incomplete pass)
Successfully faked punt for 1st down - at Alabama, 10/22/11 (M. Palardy pass to A. Anderson)
Faked a FG - vs. Missouri, 11/22/14 (P. Ashford pass to A. Ellis for touchdown)
Attempted 2-pt conversion - at Georgia, 9/27/14 (Worley pass to Helm successful)
Scored 2-pt conversion - at Georgia, 9/27/14 (Worley pass to Helm successful)
Attempted onside kick - vs. Missouri, 11/22/14 (Tennessee recovered; penalty turnover)
Two players w/ 100 yards rushing - J. Dobbs (166) & J. Hurd (125) at S.C (11/1/14)
Three players with 100 yards rushing - J. Stewart (145), A. Hayden (115) & M. Phillips (107) vs. Vanderbilt, 11/30/91
Two players w/ 100 yards passing - T. Bray (159) & M. Simms (153) at S. Carolina, 10/30/10
Two players w/ 100 yards receiving - J. Hunter (141) & M. Rivera (129) vs. Missouri, 11/10/12
Lost OT game - vs. Georgia, 10/5/13 (Score: UGA 34-31, 1 OT)
Won OT game - at South Carolina, 11/1/14 (Score: UT 45-42, OT)
Won game on last play - vs. South Carolina, 10/19/13 (UT 23-21, 19-yd Michael Palardy FG)
Lost game on last play - OT field goal vs. Georgia, 10/5/13 (Score: UGA 34-31, 1 OT)
Rallied from down 14 to win - at South Carolina, 11/1/14 (trailed 42-28 in 4Q & won, 45-42)
Beat ranked opponent - vs. #11 South Carolina, 10/19/13 (Score: Tennessee 23-21)
Beat team ranked in top 15 - vs. #11 South Carolina, 10/19/13 (Score: Tennessee 23-21)
Beat team ranked in top five - at #4 LSU, 9/26/05 (Score: Tennessee 30-27 OT)

► THE LAST TIME AN OPPONENT...

INDIVIDUAL

Rushed for 100 yards - 143, Brandon Wilds at South Carolina, 11/1/14 (8 attempts)
Rushed for 200 yards - 208, Todd Gurley at Georgia, 9/27/14 (28 attempts)
Rushed for 250 yards - 282, Dexter McCluster, at Mississippi, 11/14/09 (25 attempts)
A QB Rushed for 100 yards - 214, Nick Marshall, vs. Auburn, 11/9/13
Passed for 300 yards - 347, Dylan Thompson at South Carolina, 11/1/14
Passed for 400 yards - 456, Marcus Mariota, at Oregon, 9/14/13
Passed for 500 yards - Never
Had 100 yards receiving - 106, Jimmie Hunt vs. Missouri, 11/22/14
Had 150 yards receiving - 233, Pharoh Cooper at South Carolina, 11/1/14
Had 200 yards receiving - 233, Pharoh Cooper at South Carolina, 11/1/14
Returned a kickoff for TD - 90, Corey Grant, Auburn, 11/9/13
Returned a kickoff 100 yards - Brandon Boykin, Georgia, 10/10/09
Returned a punt for TD - 85, Chris Davis, Auburn, 11/9/13
Returned a blocked punt for TD - 17, Sean Westgate, at UCLA, 9/1/08
Returned a INT for TD - 100, Julian Wilson at Oklahoma, 9/13/14
Returned a fumble for TD - 0, Josh Dawson at Georgia, 9/27/14 (recovered in end zone)
Returned an extra point for score - Quinton Reese, Auburn (SEC Championship), 12/6/97 (yardage not recorded)
Returned a punt at least 75 yards - 85, Chris Davis, Auburn, 11/9/13 (TD)
Rushed for three TDs - 3, Tre Mason, Auburn, 11/9/13
Rushed for four TDs - 4, Dexter McCluster, at Mississippi, 11/14/09
Threw four TD passes - 4, Marcus Mariota, at Oregon, 9/14/13
Caught three TD passes - 3, Josh Reed, at LSU, 9/30/00 (overtime)
Made four FGs - 4, Robert Stein, Akron, 9/22/12
Had an 80-yard run - 80, Tre Burton, Florida, 9/15/12
Had an 80-yard completion - 85, Dylan Thompson to Pharoh Cooper at South Carolina (TD), 11/1/14
Recorded three sacks - 5, Alex Brown, at Florida, 9/18/99
Intercepted two passes - 2, Paris Head, Vanderbilt, 11/23/13
Made a 50-yard FG - 54, Austin MacGinnis, Kentucky, 11/15/14

TEAM

Shut out Tennessee - 31-0, Florida, 9/17/94
Shut out Tennessee in consecutive games - at Kentucky and vs. Vanderbilt, 11/19-26/59 (Scores: 20-0, 14-0)
Rushed for more than 300 yards - 444, vs. Auburn, 11/9/13
Rushed for more than 400 yards - 444, vs. Auburn, 11/9/13
Passed for more than 300 yards - 377, at South Carolina, 11/1/14 (21-of-34)
Had more than 600 yards total offense - 625, at South Carolina, 11/1/14 (377 pass, 248 rush)
Scored 50 points - 55, Auburn, 11/9/13, (Score: Auburn 55-23)
Scored 60 points - 62, Florida, 11/16/95 (Score: Florida 62-37)
Scored 70 points - 70, Trinity (present-day Duke), 11/4/1893 (Score: Trinity 70-0)
Failed to rush for 100 yards - 94, Kentucky, 11/15/14 (34 attempts)
Failed to pass for 100 yards - 96, Chattanooga, 10/11/14 (10-of-17)
Held Tennessee to fewer than 100 yards rushing - 53 vs. Missouri, 11/22/14 (29 att.)
Held Tennessee to fewer than 100 yards passing - 53, Vanderbilt, 11/23/13 (11-of-20)
Held Tennessee to fewer than 100 yards total offense - 59, vs. Alabama, 10/18/80
Held Tennessee without TD - at Ole Miss, 10/18/14 (Score: Ole Miss 34-3)
Scored a safety - Montana, 9/4/11 (Tauren Poole tackled in end zone)
Blocked a punt - vs. Western Kentucky, 9/7/13 (Tyler Higbee)
Returned a blocked punt for TD - 17, at UCLA, 9/1/08 (Sean Westgate)
Blocked a FG - vs. Vanderbilt, 11/23/13 (blocked by Adam Butler)
Blocked two FGs - at Alabama, 10/24/09 (Terrence Cody blocked both)
Returned punt and kickoff for TD in same game - Auburn, 11/9/13 (Chris Davis 85-yard punt return; Corey Grant 90-yard kickoff return)
Faked a punt - Florida, 9/15/12 (Matt Elam 5 run unsuccessful)
Successfully faked a punt for first down - Florida, 9/18/10 (Omarius Hines 36 run)
Failed 2-pt conversion - Arkansas State, 9/6/14 (S. Hogan pass attempt failed)
Scored 2-pt conversion - vs. Troy, 11/3/12 (Eric Thomas pass from Corey Robinson)
Attempted an onside kick - vs. Arkansas State, 9/6/14 (UT's Alex Ellis recovered)
Recovered a successful onside kick - at Mississippi State, 10/13/12
Two players with 100 yards rushing - Auburn, N. Marshall (214), T. Mason (120), 11/9/13
Three players with 100 yards rushing - Mississippi, P. Hofer (119), J. Reed (115), M. Sweet (103), 11/15/75
Two players with 100 yards passing - Troy, Corey Robinson (393) and Deon Anthony (103), 11/3/12
Two players with 100 yards receiving - Oregon, Josh Huff (125) and Johnny Mundt (121), 9/14/13
Won OT game - Georgia, 10/5/13 (Score: UGA 34-31, 1 OT)
Lost OT game - South Carolina, 11/14/14 (Score: UT 45-42, OT)
Beat a ranked Tennessee team - Florida, 9/15/12 (Score: #18 UF 37, #23 UT 20)
Beat a Tennessee team ranked in the top 15 - LSU (SEC Championship Game), 12/1/07 (Score: LSU 21, No. 14 UT 14)
Beat a Tennessee team ranked in the top five - Florida, 9/17/05 (Score: Florida 16, No. 4 UT 7)

Highlighted - Accomplished during 2014 season

MEDIA INFORMATION

■ CREDENTIAL REQUESTS

To obtain season or single-game credentials, please apply online by visiting <http://www.sportssystem.com/seccredentials>, scroll down and click on Tennessee.

■ INTERVIEW REQUESTS

• Following practices open to the media, interviews will take place on the indoor field of the Neyland-Thompson Sports Complex in the south end zone. True freshmen are not available for interviews, and student-athletes should not be contacted by the media for interviews by any method outside of scheduled interview times.

• Interview requests for Coach Jones outside of standard interview times should be made through Associate AD/Communications Jimmy Stanton at 865-974-4167 (office) or 865-306-2052 (cell). Requests for player interviews should be made at least 24 hours in advance of the practice for which you are requesting an interview by contacting Assistant AD/Media Relations Jason Yellin at 865-974-9494 (office) or 865-314-0273 (cell).

■ WEEKLY MEDIA CONFERENCES

• Coach Butch Jones's weekly press conferences are held Mondays of game week inside the Stokely Family Media Center in Neyland Stadium at 12 PM.

• Coach Jones will handle his weekly SEC Teleconference at 11:50 a.m. ET each Wednesday beginning Aug. 27 through Nov. 26. Media representatives should contact the SEC at (205) 458-3000 for a confidential phone number.

NEYLAND GAME DAY INFORMATION

• Press Will Call is at Gate 21 on the northwest side beginning two hours before game time.

• Pregame media meal is served on Press Box fifth level and in the Stokely Family Media Center at field level.

• Press box media access is through Gate 15. Field access is through Gates 21A and 25.

• Press parking is in parking garage G-10 at the southwest end of the stadium.

DIRECTIONS TO NEYLAND STADIUM

• **From Airport:** Turn toward Knoxville onto Alcoa Hwy. (U.S. Hwy. 129 North). After crossing Tennessee River bridge, exit right and then turn left onto Neyland Drive.

• **From I-40 East:** Follow I-40 to James White Parkway. Follow to Neyland Drive. (G-10 Garage can be entered off Neyland Drive.)

• **From I-40 West:** Follow I-40 to James White Parkway. Follow to Neyland Drive.

• **From I-75 South:** Follow I-75 to I-275. Follow I-275 to I-40. Take I-40 East to James White Parkway and follow to Neyland Drive. (G-10 Garage can be entered off Neyland Drive.)

• **At Neyland Drive:** Follow to Thompson-Boling Arena. Turn onto Lake Loudoun Boulevard. Turn right at first light onto Phillip Fulmer Way. G-10 garage is on right after passing arena.

■ STAY UPDATED

 UTSports.com/football



@Vol_Football



Facebook.com/VolFootball



@Vol_Football



YouTube.com/UTSportsTVFootball



Vol_Football

TENNESSEE MEDIA RELATIONS STAFF



JIMMY STANTON
Sr. Associate AD - Communications
Office: (865) 974-4167
Cell: (865) 306-2052
E-mail: JimmyStanton@utk.edu
Twitter: @JimmyStanton



JASON YELLIN
Assistant AD - Media Relations
Office: (865) 974-9494
Cell: (865) 314-0273
E-mail: JYellin@utk.edu
Twitter: @JasonYellin



MJ BURNS
Asst. Director - Media Relations
Office: (865) 974-8876
Cell: (713) 419-4583
E-mail: MJBurns@utk.edu
Twitter: @MJTBurns



MARY-CARTER KNIFFEN
Asst. Director - Media Relations
Office: (865) 974-4173
Cell: (804) 516-6337
E-mail: MaryCarter@utk.edu
Twitter: @MCKniffen



JESSIE BUTLER
Graduate Asst. - Media Relations
Office: (865) 974-1294
Cell: (623) 399-7240
E-mail: JButler@utk.edu
Twitter: @JessMB22

Associate Directors: Tom Satkowiak, Eric Trainer
Assistant Directors: Stephen K. Lee, Amanda Pruitt
Photographer: Donald Page
Graduate Assistants: Kellen Hiser

■ **TENNESSEE MEDIA RELATIONS DEPT.**
Anderson Training Center Ground Floor
Phone: (865) 974-1212 • **Fax:** (865) 974-9496
Mailing Address: P.O. Box 15016 Knoxville, TN 37901
Shipping Address: 1551 Lake Loudoun Boulevard
Knoxville, TN 37996

SEC MEDIA SERVICES

MEDIA RELATIONS STAFF: For information on services provided by the SEC, call (205) 458-3000, or write to 2201 Richard Arrington Boulevard North, Birmingham, AL 35203. Staff Members: Herb Vincent (Assoc. Commissioner), Craig Pinkerton (Director of Media Relations/Men's Basketball Contact), Chuck Dunlap (Associate Director), Tammy Wilson (Assoc. Director/Women's Basketball Contact), Sean Cartell (Assistant Director), Jill Skotarczak (Assistant Director)



Herb Vincent

■ **MEDIA RELATIONS OFFICE**
Associate Commissioner/Communications: Herb Vincent
Office: (205) 458-3000
E-mail: hvincent@sec.org
Dir. of Media Relations: Craig Pinkerton (cpinkerton@sec.org)
Associate MRD: Chuck Dunlap (cdunlap@sec.org)
Associate MRD: Tammy Wilson (twilson@sec.org)
Assistant MRD: Sean Cartell (scartell@sec.org)
Assistant MRD: Jill Skotarczak (jskotarczak@sec.org)
Website: secsports.com
Overnight Address: 2201 Richard Arrington Blvd North; Birmingham, AL 35203-1103

TELECONFERENCE: The 14 SEC head football coaches will be featured twice a week on a teleconference from 11 a.m.-1:20 p.m., ET, during the 2014 league season. The teleconference will be held each Wednesday beginning Wed., Aug. 27 through Wed., Nov. 26. Media representatives should contact the SEC Media Relations Department (205) 458-3000 for the confidential phone number. Each coach will appear on the teleconference for seven minutes, according to the following schedule:

Order of Appearance (All Times Eastern)

11:00 a.m.	Les Miles, LSU
11:10 a.m.	Steve Spurrier, South Carolina
11:20 a.m.	Will Muschamp, Florida
11:30 a.m.	Derek Mason, Vanderbilt
11:40 a.m.	Nick Saban, Alabama
11:50 a.m.	Butch Jones, Tennessee
12:00 p.m.	Bret Bielema, Arkansas
12:10 p.m.	Gary Pinkel, Missouri
12:20 p.m.	Hugh Freeze, Ole Miss
12:30 p.m.	Kevin Sumlin, Texas A&M
12:40 p.m.	Mark Stoops, Kentucky
12:50 p.m.	Dan Mullen, Mississippi State
1:00 p.m.	Mark Richt, Georgia
1:10 p.m.	Gus Malzahn, Auburn

2014 » TENNESSEE FOOTBALL PRACTICE SCHEDULE FOR THE UPCOMING WEEK

MONDAY
[24]

12 p.m. Press Conference
Coach Jones, Selected Players

TUESDAY
[25]

Practice: 4:20 p.m. Haslam Field, Coach Jones, Selected Players

WEDNESDAY
[26]

Practice: 4:20 p.m. Haslam Field Assistant Coaches

THURSDAY
[27]

No Open Practice

FRIDAY
[28]

No Open Practice

SATURDAY
[29]

UT at Kentucky
4 PM ET (SECN)

SUNDAY
[30]

No Open Practice

collegepressbox.com features media information, news and information links and weekly and archived game notes, rosters, depth charts, statistics and game books, as well as pregame quotes. The service also has special sections devoted to bowls, awards, national signing day and spring football, and the NFL Draft. To access the site, log in with: **username: secmedia | password: birmingham**