

# AUSTIN PEAY

**BRAD KIRTLEY, Sports Information Director**

Winfield Dunn Center

P.O. Box 4515, Clarksville, TN 37044

O: (931) 221-6561 | F: (931) 221-7562

kirtleyb@apsu.edu | www.LetsGoPeay.com

**TONIGHT'S GAME**


Austin Peay  
**GOVERNORS**  
(5-5, 0-0 OVC)



Vanderbilt  
**COMMODORES**  
(5-3, 0-0 SEC)

**Fastbreak**

- This is Dave Loos' 24th season as Austin Peay head coach and he is 376-337 at APSU—the winningest basketball coach in Ohio Valley Conference history—and 458-390 all-time in his 28th season as a college head coach.
- For the first time since the 1996 season Dave Loos is only the Austin Peay basketball coach. He stepped down as APSU Athletics Director last April.
- APSU was picked to finish third behind Southeast Missouri and Murray State in the OVC West Division in the preseason poll.
- APSU coach Dave Loos is a 1970 Memphis alum. The former basketball/baseball standout was inducted into M-Club (Memphis Athletic Hall of Fame) in 2002.
- Since 1993-94, Austin Peay has finished at .500 or above in the OVC for 19 of the last 20 seasons, that one season being 2012-13.
- In 2013, the Governors failed to reach the OVC tourney for the first time in Dave Loos' coaching career. They have appeared in 28 of the last 29 OVC tournaments.
- Senior guard Travis Betran and senior forward Will Triggs were named Preseason All-OVC as voted by the conference coaches and sports information directors.
- When point guard Damarius Smith dished out 12 assists against Liberty it was the second time he had recorded double-digit assists this season. He is the first Gov to record multiple double-digit assist games in a season since Derek Wright tallied three in the 2007-08 season.
- Vandy comes in at 5-3 but hasn't played since downing Marshall, 69-67, Dec. 5.
- Tulsa transfer point guard Eric McClellan leads the Commodores in scoring at 16.5 ppg. Power forward Rod Odom surprisingly leads the team in three-point shooting, connecting on 23 of 48 shots while averaging 13 ppg.

**AUSTIN PEAY PROBABLE STARTERS**


**#22**  
**Damarius Smith**

**Pts 8.7**  
**Reb 4.1**  
**Ast 5.5**  
**FG% 52%**  
**FT% 55%**



**#4**  
**Travis Betran**

**Pts 13.9**  
**Reb 1.6**  
**Ast 1.9**  
**FG% 35%**  
**FT% 84%**



**#5**  
**Chris Horton**

**Pts 13.3**  
**Reb 10.1**  
**Blk 3.5**  
**FG% 58%**  
**FT% 67%**



**#24**  
**Ed Dyson**

**Pts 7.9**  
**Reb 2.1**  
**Ast 1.4**  
**FG% 54%**  
**FT% 67%**



**#10**  
**Will Triggs**

**Pts 11.2**  
**Reb 4.6**  
**Ast 1.2**  
**FG% 56%**  
**FT% 70%**

**SCHEDULE/RESULTS**
**NOVEMBER**

Sat.	4	Central Missouri (Exhibition)	W, 78-75
Fri.	8	Oakland City	W, 84-69
Thu.	14	at #13 Memphis (FSS)	L, 69-95
Tue.	19	Southern Illinois	W, 72-70

**Central Michigan Tournament**

Thu.	21	Central Michigan	L, 75-90
Fri.	22	Cal State Northridge	L, 77-80
Sat.	23	Montana State	W, 78-72
Sat.	30	at Youngstown State	W, 88-86

**DECEMBER**

Wed.	4	East Tennessee	L, 74-80
Sat.	7	at Samford	L, 63-85
Sat.	14	Liberty	W, 77-61
Tue.	17	at Vanderbilt (CSS)	8 p.m.
Thu.	19	Lipscomb	7 p.m.
Sat.	21	at East Tennessee	3 p.m.
Mon.	30	Dalton State	7 p.m.

**JANUARY**

Thu.	2	UT Martin •	7 p.m.
Sat.	4	Southeast Missouri •	7:30 p.m.
Sat.	11	at Murray State •	7:30 p.m.
Thu.	16	at SIU Edwardsville •	7 p.m.
Sat.	18	at Eastern Illinois •	2 p.m.
Thu.	23	Jacksonville State •	7 p.m.
Sat.	25	Tennessee Tech •	7 p.m.
Fri.	31	Murray State • CBS SN	8 p.m.

**FEBRUARY**

Thu.	6	at Tennessee State •	7 p.m.
Sat.	8	at Belmont •	4 p.m.
Thur.	13	Eastern Illinois •	7 p.m.
Sat.	15	SIU Edwardsville •	7:30 p.m.
Wed.	19	at Morehead State •	6 p.m.
Sat.	22	Eastern Kentucky •	7:30 p.m.
Thur.	27	at Southeast Missouri •	7 p.m.

**MARCH**

Sat.	1	at UT Martin	4 p.m.
<b>OVC Tournament • Municipal Auditorium • Nashville, TN</b>			
Wed.	5	First Round .	6/8 p.m.
Thurs.	6	Quarterfinals	6/8 p.m.
Fri.	7	Semifinals (ESPNU)	6:30/9 p.m.
Sat.	8	Championship (ESPN2)	6 p.m.

All times central. Key: † - Exhibition contest, • - OVC contest

**MEDIA CENTER**
**RADIO • Governors Radio Network**

Play-by-Play Greg Walker

Analyst David Loos

WVRY 105.1-FM, WKFN 540-AM, ESPN 100.7 FM, letsgopeay.com

**TELEVISION • CSS**

Play-by-Play Matt Stewart

Analyst Barry Booker

## DETAILING TONIGHT'S GAME

## What You Should Know...

**THE SERIES:** This is the 15th meeting between Austin Peay, a member of the Ohio Valley Conference, and Vanderbilt, a member of the Southeastern Conference. The Governors trail the series 13-1, with APSU's only win (40-28) coming in the 1939-40 season. The two teams last met in the 2007-08 season, with the Goves falling, 81-67, in the season opener in Nashville.

## Deeper Meanings...

**WHAT A WIN WOULD MEAN:** It would make the Governors 6-5...it would be APSU's second straight win...it would be APSU's second December win, improving it to 2-2...it would give the Goves their second road win of 2013-14...it would improve the Goves to 2-13 all-time against the Commodores...it would improve head coach Dave Loos to 1-2 against Vanderbilt coach Kevin Stallings...it would improve the Goves to 4-49 against current SEC members.

**WHAT A LOSS WOULD MEAN:** The Goves would drop to one game below the .500 mark at 5-6...it would be APSU's second straight road defeat...APSU would drop to 1-3 in December...it would drop Dave Loos to 0-8 all-time against Vanderbilt...Loos would drop to 458-392 overall and 376-339 as the Governors head coach.

## GOVS BY STARTING LINEUP

					Record
Williams	Betran	Dyson	Triggs	Horton	2-2
Smith	Betran	Dyson	Triggs	Horton	3-3

## GOVS POINT OF VIEW

	1	2	3	4	5	6	7	8	9	10	11-15	16-25	26+	Avg.
Wins (5)	0	2	0	0	0	2	0	0	0	0	1	0	0	+7.4
Losses (5)	0	0	1	0	0	1	0	0	0	0	1	1	1	-14.4

## GOVERNORS ROSTER

No.	Name	Pos.	Ht.	Wt.	Class	Exp	Hometown (High School/JC)
1	Fred Garmon	G	5-11	175	Jr.	JC	Kennett, Mo. (Mineral Area JC)
2	Zavion Williams	G	5-10	170	R-So.	TR	Clarksville, Tenn. (Lipscomb)
4	Travis Betran	G	6-3	185	Sr.	1L	Harlem, N.Y. (Kilgore College)
5	Chris Horton	C/F	6-8	195	So.	1L	Decatur, Ga. (Columbia)
10	Will Triggs	F	6-6	230	Sr.	3L	Edwardsville, Ill. (Edwardsville)
11	Thomas Greer	G	6-5	180	R-Jr.	2L	Atwood, Tenn. (West Carroll)
12	Jeremy Purvis	G	5-10	150	Sr.	1L	Clarksville, Tenn. (Jackson State CC)
15	Chris Freeman	F	6-6	205	Jr.	2L	San Antonio, Texas (Muhlenberg (Ky.))
20	Cory Arentsen	G	6-5	185	So.	1L	Breese, Ill. (Mater Dei)
21	Preston Herring	F	6-7	180	So.	1L	Lester, Ala. (West Limestone)
22	Damarius Smith	G	6-2	190	Jr.	JC	Clarksville, Tenn. (Vincennes (Ind.))
23	Serigne Mboup	F/C	6-7	190	So.	JC	Dakar, Senegal (New Mexico Military Institute)
24	Ed Dyson	F	6-4	190	Jr.	JC	Washington, D.C. (Cloud County (Kan.) CC)
25	Josh Ledbetter	F	6-6	200	Fr.	HS	Shepherd, Mich. (Shepherd HS)

## Pronunciation Guide

Loos	like "juice"
Cory Arentsen	arnt-sen
Travis Betran	bee-tran
Serigne Mboup	Suh-RENE Boop
Damarius Smith	Duh-MARE-ee-us
Zavion Williams	ZAY-vee-un

## TALE OF THE TAPE...

	APSU	VU
Scoring Offense	75.7	73.5
Scoring Defense	79.8	71.5
Field-Goal Percentage	46.9	47.1
Field-Goal Percentage Defense	45.5	42.4
3-pt. Field-Goal Percentage	29.4	34.1
3-pt. Field-Goal Percentage Defense	35.7	30.8
Free-Throw Percentage	66.6	62.2
Rebounding Average	33.6	37.4
Rebound margin	-4.1	+2.6
Assists Average	15.3	13.9
Turnovers Average	16.7	14.5
Blocks Average	6.4	3.4
Steals Average	7.7	4.1

## 2012-13 OVC STANDINGS

	OVC		Overall	
<b>West</b>				
Murray State	10-6	.625	21-10	.677
Southeast Missouri	8-8	.500	17-16	.515
Eastern Illinois	6-10	.375	11-21	.344
UT Martin	5-11	.313	9-21	.300
SIU Edwardsville	5-11	.313	9-18	.333
<b>Austin Peay</b>	<b>4-12</b>	<b>.250</b>	<b>8-23</b>	<b>.258</b>
<b>East</b>				
Belmont	14-2	.875	26-7	.788
Eastern Kentucky	12-4	.750	25-10	.714
Tennessee State	11-5	.688	18-15	.545
Jacksonville State*	8-8	.500	17-11	.607
Morehead State	8-8	.500	15-18	.455
Tennessee Tech	5-11	.313	12-17	.414
• Ineligible for OVC championship				

## GOVS VS. SEC

Alabama	0-4
Arkansas	0-1
Auburn	0-4
Florida	0-1
Georgia	0-0
Kentucky	0-5
Louisiana State	0-0
Mississippi	0-4
Mississippi State	1-1
Missouri	0-8
South Carolina	0-0
Tennessee	1-8
Texas A&M	0-0
Vanderbilt	1-13

## GOVS CAREER STARTS

Player	13-14/Car
Will Triggs	10/59
Chris Freeman	0/3
Travis Betran	10/41
Chris Horton	10/41
Jeremy Purvis	0/12
Cory Arentsen	0/1
Zavion Williams	4/4
Ed Dyson	10/10
Damarius Smith	6/6

# Governors Game Notes

## MORE MEDIA INFORMATION



### GENERAL INFORMATION

Location ..... Clarksville, TN  
Founded ..... 1929  
Enrollment ..... 10,597  
Nickname ..... Governors, Gvs  
School Colors ..... Red and White  
Conference ..... Ohio Valley  
President ..... Timothy Hall  
Faculty Representative ..... Dr. Bruce Myers  
Athletics Director ..... Derek van der Merwe

### HOME ARENA

Arena ..... Winfield Dunn Center/Dave Aaron Arena  
Capacity ..... 7,257  
First Game in the Dunn Center ..... Jan. 1, 1975  
Record in the Dunn Center ..... 349-141

### BASKETBALL HISTORY

First Year of Basketball ..... 1929  
All-time Record ..... 1125-993  
All-Time OVC Record ..... 400-360  
OVC Regular-Season Championships ..... 8  
Outright ..... 1972-73, 1976-77, 2003-04  
..... 2006-07, 2007-08  
Shared ..... 1973-74, 1996-97, 2002-03  
All-Time OVC Tournament Record ..... 35-28  
OVC Tournament Championships ..... 4  
..... 1987, 1996, 2003, 2008  
NCAA Tournament Appearances ..... 6  
..... 1973, 1974, 1987, 1996, 2003, 2008  
NIT Tournament Appearances ..... 2  
..... 2005, 2007  
Other Tournament Appearances ..... 2  
..... 2009 (CIPT)  
..... 2011 (CBI)

### TEAM INFORMATION

2012-13 Overall Record ..... 8-23  
Home | Away | Neutral ..... 5-8 | 2-12 | 1-3  
OVC Record ..... 4-12  
Home | Away ..... 2-6 | 2-6  
OVC Finish ..... 6th/OVC West  
Starters Returning/Lost ..... 3/2  
Letterwinners Returning/Lost ..... 8/7

### BASKETBALL STAFF

Head Coach ..... Dave Loos  
Alma Mater ..... Memphis, 1970  
Record at Austin Peay ..... 376-338 (23)  
Record Overall (years) ..... 458-391 (27)  
Basketball Office Phone ..... (931) 221-7904  
Assistant Coaches ..... Bret Campbell  
..... Corey Gipson  
..... Charles "Bubba" Wells  
Graduate Assistant ..... Andy Schmitt  
Athletic Trainer ..... Joni Johnson, LAT, ATC

### FOR OUR MEDIA...

**INTERVIEWS:** All interview requests should be submitted to the APSU Sports Information Office...

- **HEAD COACH:** Head coach Dave Loos typically will be available during the week for interview.
- **PLAYERS:** All interviews with players will take place before or after practice. No interviews will be granted following the shoot-around on the day of a game. Media should request players at least 24 hours in advance. Under no circumstances are basketball players to be contacted directly by the media.
- **PRE-GAME:** Head coach Dave Loos often will be unavailable for interview during game day.
- **POST-GAME:** After a brief cooling period and before going on-air for his post-game radio show, APSU head coach Dave Loos and players will visit with the media in an interview area located in the second floor Governors Club room. Provide a list of names to Brad Kirtley or another member of the sports information for post-game interviews.

**OVC TELECONFERENCE:** All 12 OVC head coaches will be available for seven minutes during designated Tuesdays during the season. Contact Brad Kirtley or Kyle Schwartz at the Ohio Valley Conference (615-371-1698) for the phone number and full schedule of coaches.

**ON THE WEB:** Notes, statistics and schedules on Governors Basketball may be found on the internet at [www.LetsGoPeay.com](http://www.LetsGoPeay.com), Austin Peay State University's official athletics Web site. APSU's media guide also is available online only. Information on OVC basketball is accessible on the internet at [OVCSports.com](http://OVCSports.com).

**CREDENTIALS & PARKING:** For games at the Dunn Center, contact Brad Kirtley at [kirtleyb@apsu.edu](mailto:kirtleyb@apsu.edu) at least 24 hours prior to the game.

### APSU SPORTS INFORMATION STAFF

Brad Kirtley*	Sports Information Director	<a href="mailto:kirtleyb@apsu.edu">kirtleyb@apsu.edu</a>	931-221-6561
Cody Bush	Sports Information Coordinator	<a href="mailto:bushc@apsu.edu">bushc@apsu.edu</a>	931-221-7561
Colby Wilson*	Sports Information Assistant	<a href="mailto:wilsonrc@apsu.edu">wilsonrc@apsu.edu</a>	931-221-6562

Office Phone: (931) 221-7561  
Office Fax: (931) 221-7562

\*-main Men's Basketball contacts

**Mailing Address:**  
APSU Sports Information Office  
P.O. Box 4515  
Clarksville, TN 37044

**Shipping Address:**  
APSU Sports Information Office  
681 Summer Street  
Clarksville, TN 37040

## OVC DIVISIONAL PLAY

### OVC in second year of divisional play

For the second time this year the OVC will use divisional play for men's and women's basketball. The addition of Belmont, July 1, 2012, gave the OVC 12 member institutions, the largest the Conference has been since it was formed in 1948 (the OVC is currently the nation's eighth-oldest Division I conference). The East Division includes Belmont, Eastern Kentucky, Jacksonville State, Morehead State, Tennessee State and Tennessee Tech. The West Division includes Austin Peay, Eastern Illinois, Murray State, Southeast Missouri State, SIUE and UT Martin. Some of the factors in determining the divisions included geography and balance while also being mindful of matchups and rivalries (both current and future).



### OVC tourney begins fourth season of current format

After debuting a new format and home for the OVC Tournament in 2011, the tournament will once again return to Municipal Auditorium in Nashville this year. Once again the top eight men's and women's teams will qualify for the tournament and advance to play in Nashville (as opposed to playing first round games in campus sites) under a merit-based format. The No. 1 and 2 seeds will receive two byes to the semifinals while the No. 3 and 4 seeds will receive one bye into the quarterfinals. The first round will include the No. 5 seed against the No. 8 seed and the No. 6 seed against the No. 7 seed. Now that divisional play is used, the winner of each division is guaranteed one of the top two seeds while seeds 3-8 will be based on overall conference record regardless of division.



## GOVERNORS STATE: 2013-14 (LAST GAME REVIEW)

## What went right?

- Sophomore center Chris Horton, who earned OVC Freshman of the Week nine times a year ago, earned his first OVC Player of the Week honor after scoring 21 points (8-of-10 shooting), grabbing 11 rebounds while blocking four shots against Liberty.
- A game after shooting 28.1 percent at Samford, the Governors finished its game against Liberty shooting 25 of 48 (52.1 percent). They did it against a team that had not even allowed 40 percent shooting over its previous four contests.
- Entering the Liberty game averaging 17.2 turnovers per game, the Gavs committed just 12 against Liberty.
- Senior forward Will Triggs finished with 12 points against Liberty, his first game in double figures since Nov. 22 against Cal State Northridge.
- Trailing 43-39 early in the second half, the Governors went on a 15-2 run to take a nine-point lead. When Liberty cut the deficit to two points, the Gavs used another run, this one 8-0, to put the game away.
- Point guard Damarius Smith, who had just three assists in the Samford game, tallied 12 against Liberty.
- After going just 2-of-20 from three-point range against Samford, the Gavs were a much more efficient 6-of-10 against Liberty.



Senior guard Travis Betran

## What went wrong?

- The Governors were out-rebounded for the seventh time in 10 games, this time by a 37-28 margin.
- The Governors permitted double-digit offensive rebounds (15 by Liberty) for the eighth time in 10 games.
- After shooting better than 70 percent at the free-throw line over the previous three games and five of the last six, the Gavs slumped to 63.6 percent (21 of 33) against Liberty.

## GOVERNORS DECREE

**GUARANTEE GAMES:** In his 24th season as head coach, Dave Loos and his basketball program annually have helped supplement the APSU budget with "guarantee" games. In fact, with this season's three games (Memphis, Vanderbilt, Central Michigan), APSU has played 89 games for direct guarantee money or as part of tournaments where at least one game has not been at a neutral site.

**PRESEASON ALL-OVC SELECTIONS:** Senior guard Travis Betran (17.2 ppg) and senior forward Will Triggs (13.7 ppg) were named Preseason All-OVC in a vote of conference coaches and sports information directors. Last season the Governors failed to have a player named to the preseason team for the first time since 2006-07.

**51ST OVC SEASON:** Austin Peay began playing OVC basketball in the 1963-64 season, meaning 2013-14 is APSU's 51st as a member. Austin Peay ended the 2012-13 season with an 4-12 OVC record. The Governors are now 400-360 (.526) during their near five decades as an OVC competitor. Before APSU head coach Dave Loos took over in 1990-91, APSU owned a 165-207 OVC mark.

## ABOUT THE 2013-14 GOVS

- Senior forward **Will Triggs** was a prep teammate of former Gov forward and 1,000-point scorer Anthony Campbell as a sophomore. As a prep senior, Triggs recorded double-doubles in 28 games.
- Redshirt junior guard **Thomas Greer** played for his father, Mike, at West Carroll High School where he was a Class A Mr. Basketball nominee. His sister Addy, was a former walk-on player at UT Martin.
- Junior forward **Chris Freeman** played for his uncle, former Kentucky star Reggie Warford, two years ago at Muhlenberg County HS. His cousin, Derick Warford played football with New England. Another cousin, Bob Lanier, is a former Detroit Pistons star and is a member of NBA Hall of Fame.
- Senior guard **Travis Betran**, a Harlem, N.Y., native, didn't begin playing basketball until he was in fifth grade, but became a regular at Rucker Park, the most famous streetball court in the country.
- Sophomore forward **Preston Herring** was a second-team Alabama All-State selection as a 6-3 guard in 2009-10. A little more than a year later he earned All-State honors as a 6-7 forward/center, growing four inches in a little more than a year.
- Sophomore center/forward **Chris Horton** was a member of three straight high school state championships at Columbia High School in Decatur, Ga. Horton's father, Eddie, played for Austin Peay back in the mid-1970s.
- Sophomore guard **Cory Arentsen** played his AAU Basketball for the St. Louis Eagles, a program that produced former Gavs' guard Colby Pierce and center Zac Schlader.
- Walk-on senior guard **Jeremy Purvis** was a teammate of prep All-American Alex Poythress, now at Kentucky, at Northeast High School.
- When redshirt sophomore **Zavion Williams** scored 28 points for Lipscomb against SIUE as a freshman it was the most points by a Bison since 2002. In earning A-Sun Freshman of the Week honor, he became the program's first to earn such distinction.
- Junior guard **Damarius (DeeDee) Smith's** brother, Amius Smith, was an All-OVC defensive back for the Governors football team. Smith also was a former teammate of Zavion Williams at Lipscomb before transferring to Vincennes Community College.
- Sophomore forward **Serigne Mboup** has a 6-10 older brother Alioune who plays for Division II Henderson State.
- Junior transfer guard **Fred Garmon** has a brother, Dontavis Jones, who played basketball for Mineral Area Community College and then later at Henderson State.
- The father of junior guard **Ed Dyson** serves as pastor of the Word of Life Pray Praise & Worship Center in Maryland.
- Walk-on forward **Josh Ledbetter**, who averaged 14.8 points and 8.8 rebounds per game as a prep senior in Michigan, is the stepson of APSU football coach Kirby Cannon.

# Governors Game Notes

## GOVS BY THE NUMBERS

<b>8<sup>TH</sup></b>	Where Dave Loos, who is in his 24th APSU season, ranks among Division I head coaches for longest tenure at his current school.
<b>2</b>	Number of Governors—Travis Betran and Will Triggs—named to the Preseason All-OVC basketball team.
<b>4</b>	Number of OVC tournament championships the Governors have claimed.
<b>16<sup>TH</sup></b>	Rank of head coach Dave Loos for most consecutive seasons as head coach among Division I head coaches.
<b>4</b>	Number of junior college transfers the Govs added to the 2013-14 roster.
<b>9</b>	Number of times center Chris Horton captured the OVC Freshman of the Week honor a year ago.
<b>11</b>	Number of 20-point outings guard Travis Betran produced in the 2012-13 season.

## OVC DN IN SECOND YEAR

The OVC launched the OVC Digital Network (OVC DN) in August 2012. The OVC DN is the exclusive home for live web streamed athletic contests involving OVC schools. Overall 2013-14 marks the eighth year the OVC has streamed live events. Starting with the re-branding of the streaming in 2012-13, events were offered free of charge and in an HD format and featured improved quality thanks to an investment in new equipment conference-wide. Fans also find it easier to log onto OVC Digital Network.com and access the streams and can do so without any registration. The events are available on any computer, tablet or smart phone without needing any special downloads or apps thanks new streaming technology.

## TV/ONLINE VIEWING

Fans can catch APSU men and women's basketball games on the internet at the OVC Digital Network. Every APSU home game and OVC contest, including the OVC Basketball Tourney, will be available online in 2013-14. Austin Peay home games are produced by APSU's Mass Communications department—Peay Nation Broadcasting—and broadcast on cable access Channel 99, U-verse 99 and CDE Lightband Channel 9.

## BRACKETBUSTER ERA OVER

One obvious schedule change for the Govs this season is it no longer includes an ESPN BracketBusters game. The series started in 2003 and Austin Peay became the first Ohio Valley Conference team to participate in 2004. However, it was decided that last season's BracketBusters would be the last.

**DOUBLE DOUBLE:** Sophomore center Chris Horton put together his season's fifth double-double with 21 points, going 8-of-10 from the floor, and grabbing 11 rebounds against Liberty. Horton also blocked four shots. It was good enough to help the 6-8, 205-pound Decatur, Ga., his first Ohio Valley Conference Player of the Week Honor. Horton was OVC Freshman of the Year a year ago in blocking 100 shots.

**BOARD WORK:** With his 11 rebounds against Liberty, Chris Horton has led or been the Govs' co-leader in rebounds in all 10 games this season. He is averaging 10.1 rpg for the season.

**DIME DELIVERY:** For the second time this season, junior guard Damarius Smith posted a double-digit assist total, with a career-high 12 against Liberty. It was the highest total posted by a Gov since Derek Wright had 12 assists at UT Martin, Jan. 3, 2008.

**20-20:** Travis Betran's 23 points and Chris Horton's 21 against Liberty marked the first time two Govs scored 20 since Will Triggs and Travis Betran had 20 each against Morehead State, Jan. 9, 2013.

**FOUR SQUARE:** When Travis Betran had 23 points, Chris Horton 21, Will Triggs 12 and Ed Dyson 10, it was the second time this season the Govs placed four players in double figures—the first time coming at Central Michigan.

**OPENING TIP:** Austin Peay and Chris Horton has won the tip 10 out of 11 times this season, including overtime, this season. The only tip he lost was the opening one against Memphis.

**BEE-TRAIN ROLLING:** When senior guard Travis Betran scored 23 points against Liberty it was the 14th time—three times this season—in 41 career games the Harlem native has scored 20 or more points. He connected on 4-of-6 three pointers—the four three pointers tied his individual best this season.

**THIEVERY:** With 12 thefts against Samford, Dec. 7, it was the second time this season the Govs reached double-digit steals. They had 14 steals in their loss at

Memphis in mid-November.

**STEALAWAY:** Sophomore guard Zavion Williams was credited with five steals against Samford, an Austin Peay career high. He once had six for Lipscomb against Gardner-Webb in the 2011-12 season.

**COLD SHOOTING:** The Govs shot a season-low 28.1 percent (16 of 57) against Samford. In fact, the only other time they have been below 40 percent (38.7 percent) was against Cal State Northridge.

**MOVING UP:** Senior guard Travis Betran hit four three-point field goals versus ETSU giving him 101 total in his career. He became the 19th Governor player to record at least 100 career threes.

**ONE MORE RUNG:** Sophomore center Chris Horton blocked two shots against ETSU to give him 129 in his career, moving him into third place all-time in APSU history past John Fraley (128, 2008-11).

**DISHING:** Redshirt sophomore Zavion Williams recorded an APSU-high six assists against East Tennessee. He had seven assists against SIUE when playing for Lipscomb, Nov. 22, 2011.

## TURNOVER

**WOES:** The 20 turnovers against East Tennessee marked the second time this season the Govs committed at least 20 single-game turnovers APSU has committed 15 or more turnovers in seven times.

**ANOTHER COACHING MILESTONE:** The Governors' 88-86 win against Youngstown State was the 375th Austin Peay win for head coach Dave Loos.

**SLUMP BUSTER:** The 24-point effort by Travis Betran against Youngstown State was the APSU guard's first 20-point effort this season. It also came on the heels of a scoreless performance against Montana State.

**BACK TO BACK:** The 20-point Zavion Williams effort (8-of-11 shooting) versus Youngstown State was his second straight 20-point outing. He had 21 against Montana State.

**GETTING OFFENSIVE:** The 88 points scored against Youngstown State by the Govs represented a 2013-14 team high.



Preseason All-OVC forward Will Triggs



**Govs Moving Up The Career Charts**

Points	Season	GP	Pts
1. Charles "Bubba" Wells	1993-97	105	2267
2. Nick Stapleton	1998-02	116	2073
3. Drake Reed	2005-09	131	1991
4. Tom Morgan	1952-58	108	1850
5. Otis Howard	1974-78	108	1718
6. Howard Wright	1967-70	73	1700
7. Wes Channels	2006-10	133	1700
8. Anthony Davis	2001-05	124	1645
9. Trenton Hassell	1998-01	84	1626
10. James "Fly" Williams	1972-74	54	1541

**Field Goals Made**

1. Charles "Bubba" Wells	1993-97	105	870
2. Nick Stapleton	1998-02	116	758
3. Drake Reed	2005-09	131	745
3. Otis Howard	1974-78	108	723
5. Tom Morgan	1952-58	108	701
6. Howard Wright	1967-70	73	693
7. James "Fly" Williams	1972-74	54	632
8. Anthony Davis	2001-05	124	603
9. Lenny Manning	1981-84	80	597
10. Trenton Hassell	1998-01	84	579

**Field Goals Attempted**

1. Tom Morgan	1952-58	108	1721
2. Charles "Bubba" Wells	1993-97	105	1667
3. Nick Stapleton	1998-02	116	1660
4. Howard Wright	1967-70	73	1593
5. Otis Howard	1974-78	108	1588
6. Anthony Davis	2001-05	124	1435
7. Drake Reed	2005-09	131	1421
8. James "Fly" Williams	1972-74	54	1392
9. Wes Channels	2006-10	133	1343
10. Trenton Hassell	1998-01	84	1228

**3 Pointers Made**

1. Joe Sibbitt	1994-98	118	319
2. Todd Babington	2004-07	130	251
3. Nick Stapleton	1998-02	116	244
4. Wes Channels	2006-10	133	226
5. Maurice Hampton	2002-06	126	193
6. Anthony Campbell	2008-12	113	180
7. Donald Tivis	1988-91	87	175
8. Vincent Brooks	1984-85,86-89	111	149
9. Rhett Wierzba	2000-03	118	142
10. Anthony Davis	2001-05	124	139
17. Travis Betran	2012-	41	107

**3 Pointers Attempted**

1. Joe Sibbitt	1994-98	118	830
2. Todd Babington	2004-07	130	667
3. Nick Stapleton	1998-02	116	662
4. Wes Channels	2006-10	133	587
5. Maurice Hampton	2002-06	126	514
6. Anthony Campbell	2008-12	113	500
7. Donald Tivis	1988-91	87	489
8. Anthony Davis	2001-05	124	447
9. Jermaine Savage	1992-96	113	409
10. Rhett Wierzba	2000-03	118	401
19. Travis Betran	2012-	41	278

**Free Throws Made**

Free throws made	Season	GP	FTM
1. Drake Reed	2005-09	131	476
2. Tom Morgan	1952-58	108	448
3. Charles "Bubba" Wells	1993-97	105	433
4. Jim Beshears	1959-62	60	386
5. Doug Stamper	1961-64	70	381
6. Wes Channels	2006-10	133	362
7. Trenton Hassell	1998-01	84	346
8. Howard Wright	1967-70	73	314

9. Nick Stapleton	1998-02	116	313
10. Anthony Davis	2001-05	124	300
17. Anthony Campbell	2008-12	113	270
26. Will Triggs	2010-	105	242

**Free Throws Attempted**

1. Drake Reed	2005-09	131	694
2. Tom Morgan	1952-58	108	637
3. Charles "Bubba" Wells	1993-97	105	580
4. Wes Channels	2006-10	133	515
5. Jim Beshears	1959-62	60	506
6. Doug Stamper	1961-64	70	494
7. Lamonte Ware	1987-89,90-92	103	469
8. Trenton Hassell	1998-01	84	444
8. Adrian Henning	2000-03	127	444
10. Nick Stapleton	1998-02	116	419
<b>15. Will Triggs</b>	<b>2009-</b>	<b>105</b>	<b>407</b>

**Total Rebounds**

1. Tom Morgan	1952-58	1431
2. Otis Howard	1974-78	973
3. Drake Reed	2005-09	794
4. Reggie Crenshaw	1994-98	780
5. Tommy Brown	1988-91	765
6. John Fraley	2008-11	759
7. Ralph Garner	1973-77	757
8. Josh Lewis	2000-03	748
9. Charles "Bubba" Wells	1993-97	720
10. Fernandez Lockett	2003-07	703
<b>28. Will Triggs</b>	<b>2009-</b>	<b>483</b>

**Total Assists**

1. Norman Jackson	1974-78	637
2. Colby Pierce	1993-97	593
3. Derek Wright	2004-07	464
4. Caleb Brown	2007- 10	391
5. Trenton Hassell	1998- 01	375
6. Greg Franklin	1989-93	358
7. Nick Stapleton	1998-02	337
8. Wes Channels	2006-10	312
9. Anthony Davis	2001-05	286
10. Tom Santel	1969-72	277

**Total Blocks**

1. Josh Lewis	2000-03	257
2. Reggie Crenshaw	1994-98	163
3. Chris Horton	2012-	135
4. John Fraley	2008-11	128
5.. Adrian Henning	2000-03	105
6. Joe Williams	1999-01	102
6. Lamonte Ware	1987-89,90-92	102
8. Charles "Bubba" Wells	1993-97	96
9. Zac Schlader	2002-06	79
10. Marcel Williams	2008-10	74
12. Will Triggs	2010-	61

**Total Steals**

1. Derek Wright	2004-07	228
2. Colby Pierce	1993-97	195
3. Anthony Davis	2001-05	193
4. Lamonte Ware	1987-89,90-92	180
5. Donald Tivis	1988-91	179
6. Reggie Crenshaw	1994-98	165
7. Wes Channels	2006-10	164
8. Maurice Hampton	2002-06	160
9. Charles "Bubba" Wells	1993-97	139
10.Caleb Brown	2007-10	139

**New Scoreboard, LED boards for DC**

A year after having a new state-of-the-art playing surface installed, the Dunn Center now has a new center-scoreboard assembly that is 21-feet wide and 14 ½-feet tall and weighs more than 9,000 pounds. It consists of four LED video screens that face each court side—the video screens are 9 feet, 5 inches tall and 16 feet, 2 inches wide.

They previously had 84 in the season opener against Oakland City.

**EFFICIENT PERFORMANCE:** The 35 field goals made and 58.3 percent (35 of 60) field-goal shooting performance versus Youngstown State also represented season bests. The Govs shot 52.7 percent in the season opener against Oakland City.

**ASSISTED LIVING:** The Govs' 20 assists versus the Penguins matched their season high initially set against Oakland City.

**DEALING DIMES:** Damarius Smith's 10 assists against YSU were the most by a Gov since Caleb Brown had 10 against Chattanooga, Jan. 3, 2011.

**REJECTION NOTICE:** Finishing with four blocked shots against Youngstown State, sophomore Chris Horton has three or more blocks five times this season and 21 times in his career.

**HORTON EARNS HONOR:** Sophomore center Chris Horton was named to Central Michigan all-tourney team. In three games, he averaged 15.3 points and 8.7 rebounds. He shot 68 percent from the floor and 73 percent from the free throw line. He also had eight blocks.

**CAREER NIGHT:** Horton capped his strong week by stepping to the forefront against Montana State, scoring a career-high 23 points on 10-of-14 shooting. He also had nine rebounds and four blocks.

**BOUNCE BACK EFFORT:** Redshirt sophomore guard Zavion Williams, bouncing back from a costly late-game turnover in the Govs' loss to Cal State Northridge, scored an APSU career-best 21 points off the bench. His college career high is 28 points against SIU Edwardsville when playing for Lipscomb in 2011-12. Playing mostly the two-guard in the second half, Williams scored 13 of his 21 points in the final half, going 11 of 14 at the free-throw line.

**MAKING A POINT:** A night after scoring 11

# Governors Game Notes

## 2013-14 OVC PRESEASON POLL

PL	Team (1st-place votes)	Points
<b>East</b>		
1.	Eastern Kentucky (18 )	128
2.	Belmont (6)	116
3.	Morehead State	74
4.	Jacksonville State	72
5.	Tennessee State	60
6.	Tennessee Tech	42
<b>West</b>		
1.	Southeast Missouri (13)	117
	Murray State (11)	117
3.	Austin Peay	90
4.	UT Martin	66
5.	Eastern Illinois	58
6.	SIUE	44

## 2013-14 PRESEASON ALL-OVC

### OVC PRESEASON PLAYER OF THE YEAR

Tyler Stone, F, 6-8, 230, Sr., Southeast Missouri

### PRESEASON TEAM

Travis Betran %, G, 6-3, 185, Sr., Austin Peay

Glenn Cosey %, G, 6-0, 182, Sr., Eastern Kentucky

Nino Johnson, F, 6-9, 245, Jr., Southeast Missouri

J.J. Mann, G/F, 6-6, 215, Sr., Belmont

Patrick Miller \* &, 6-1, 195, Jr., Tennessee State

Tyler Stone #^ @, 6-8, 230, Sr., Southeast Missouri

Myles Taylor @, 6-7, 250, Jr., UT Martin

Will Triggs, F, 6-6, 230, Sr., Austin Peay

Corey Walden, % G, 6-2, 206, Jr., Eastern Kentucky

Brian Williams, G, 6-1, 175, Sr., Jacksonville State

KEY: \* - 1st team in 2012-13, # - 2nd team in

2012-13, ^ - 2nd team in 2011-12; % - OVC

All-Newcomer team in 2012-13; @ All-Newcomer

team in 2011-12; & - OVC All-Newcomer team in

2010-11;

## NCAA RANKINGS

Top 50 Rankings			
Category	Rank	Actual	
Blocked Shots	22	6.4	
Total Block Shots	20	64	
Free Throw Attempts	26	293	
Free Throws Made	46	195	
Category	Individual	Rank	Actual
FG%	Chris Horton	45	58.4%
Rebounds	Chris Horton	19	10.1
Tot Rbds	Chris Horton	21	101
Blocks	Chris Horton	12	3.5
Dbl-Dbl	Chris Horton	14	5
Tot Blks	Chris Horton	11	35
APG	Damarius Smith	37	5.5
Tot Asst	Damarius Smith	36	55
3FG Atts	Travis Betran	27	74

points and dishing out four assists against Cal State Northridge in his first point-guard start, Damarius Smith was even better against Montana State. He finished with 16 points, nine rebounds and a team-best six assists.

**CHRIS(P)EFFORT:** With six points in the final 3:14 of regulation against Cal State Northridge, sophomore center Chris Horton finished with 15 points, his second double-digit performance this season. He also had 10 rebounds, making it his second double-digit performance of the season and ninth of his career.

**BLOCK PARTY:** After setting the Austin Peay record for blocked shots (100) last season as a freshman, Chris Horton already had 15 blocks in the season's first three games, including seven against Southern Illinois, Nov. 19, which tied the school record for blocks. In fact, John Fraley set the mark in 2011 but Horton now has tied it five times during his short one-year-plus career.

**RECORD BREAKER:** With Chris Horton blocking seven shots and fellow sophomore Preston Herring batting away three more, the Govs finished the contest with 13 blocks against SIU. It not only was the Dunn Center record for blocks but also the program mark. The previous mark was 11, originally set in 2003 against UT Martin and tied in 2010 against Brescia.

**TRIGGONOMICS:** Senior forward Will Triggs finished with 17 points, leading the Govs in scoring against Southern Illinois. It was the seventh time in his career that he led the Govs in scoring in a game. It also allowed him to move past the 800-point total for his career.

**BENCH SUPPLIER:** Junior guard Damarius Smith came off the bench, against Southern Illinois, Nov. 19, to score 12 points, including his first two Govs' three pointers. It was Smith's first double-digit scoring effort this season and fifth of his career-the first four coming in 2011-12 as a member of Lipscomb's basketball team.

**CHART CLIMBER:** Sophomore Chris Horton blocked five shots against Memphis, Nov. 14, his 18th career game with at least three blocked shots. He passed Adrian Henning (105 blocks), who was in attendance, for fourth all-time in blocks.

**FIRST DOUBLE-DIGIT EFFORT:** Sophomore Zavion Williams scored 10 points against Memphis, his first career double-digit scoring effort as a Gov. He reached double figures 11 times as a freshman at Lipscomb in 2011-12.

**BENCH STRENGTH:** Junior forward Chris Freeman came off the bench for 10 points against Memphis, his eighth career double-digit scoring game. He hit a career-best five shots from the floor.

**LOCATING THE BALL:** Junior college transfer Fred Garmon garnered four steals against Memphis-two in each half. He also had two steals against Southern Illinois.

**SEASON-OPENING "STREAK":** APSU's 84-69 victory against Oakland City improved the Govs season-opening win streak to three games and home-opening win streak to two games.

## GOVS VS. 13-14 OPPONENTS

School	W- L
Belmont	30-10
Cal State Northridge	0- 1
Central Michigan	0- 1
Dalton State	0- 0
East Tennessee	30-39
Eastern Illinois	24-14
Eastern Kentucky	60-49
Jacksonville State	17- 3
Liberty	1- 1
Lipscomb	40-30
Memphis	4-19
Montana State	1- 0
Morehead State	51-52
Murray State	41-77
Oakland City	4- 0
Samford	15- 7
Southern Illinois	6- 9
SIU Edwardsville	2- 1
Southeast Missouri	32-18
Tennessee Martin	68-25
Tennessee State	43-27
Tennessee Tech	68-69
Vanderbilt	1-13
Youngstown State	8- 8

## LOOS VS. 13-14 OPPONENTS

School	W- L
Belmont	15- 11
Cal State Northridge	0- 1
Central Michigan	0- 1
Dalton State	0- 0
East Tennessee	2- 3
Eastern Illinois	24-14
Eastern Kentucky	34-17
Jacksonville State	17- 3
Liberty	1- 1
Lipscomb	7- 11
Memphis	1- 9
Montana State	1- 0
Morehead State	27-20
Murray State	19-33
Oakland City	4- 0
Samford	12- 6
Southern Illinois	2- 5
SIU Edwardsville	2- 1
Southeast Missouri	32-18
Tennessee Martin	30-11
Tennessee State	30-18
Tennessee Tech	29-25
Vanderbilt	0- 7
Youngstown State	2- 0

**ANOTHER STREAK SNAPPED:** The win against Oakland City snapped APSU's seven-game non-conference losing streak. The Govs last non-conference win was against Oakland City last season (Dec. 5, 2012).

**HORTON HEARS A WHO:** Sophomore center Chris Horton was impressive in his 2013-14 debut. He grabbed a career-best 17 rebounds against Oakland City, besting his 13 total as a freshman at Arkansas State (Dec. 16, 2012). He also scored 10 points, making it his eighth career double-double. He also tied for a career best with three steals.

**CLEANING UP:** Junior college transfer Ed Dyson was efficient in his Governors debut. The 6-3 wing was 7-of-10 from the floor, including a trio of dunks in scoring a team-high 17 points. He also had four rebounds.

**ASSISTED LIVING:** Senior guard Travis Betran and junior guard Damarius Smith each handed out five assists against Oakland City. The Govs did not produce two players with five assists in a single contest all last season.

**IMPRESSIVE DEBUT:** Junior guard Ed Dyson, in his first game in a Governors uniform, was impressive against Central Missouri in the exhibition contest. The juco transfer scored 16 points on 6-of-9 shooting, including a pair of three pointers, in 26 minutes. He also had two assists and two steals.

**FINALLY A DEBUT:** After transferring to Austin Peay from Lipscomb a year ago, redshirt sophomore guard Zavion Williams finally made his APSU debut against Central Missouri. The Clarksville native finished with 13 points, going

5-of-7 from the floor.

**WHAT'S OLD:** The Govs' 2013-14 roster consists of eight returnees from last year's squad. The club has just three seniors—four-year forward Will Triggs along with senior guards Travis Betran and Jeremy Purvis. The former duo are Preseason All-OVC selections while Purvis walked on a year ago in early December and moved into the starting lineup. In addition, the Governors return redshirt junior guard Thomas Greer and junior forward Chris Freeman, who scored in double figures seven times as a sophomore, including a pair of double-doubles. Also returning are a trio of sophomores—guard Cory Arentsen, who is one of the Governors three-point threats; forward Preston Herring, who scored in double figures in the season finale a year ago, and center/forward Chris Horton, who was OVC Freshman of the Year and named to the OVC All-Newcomer team after blocking 100 shots in his first Governors season.

**WHAT'S NEW IN THE BACKCOURT:** Austin Peay added a trio of junior college transfers, a redshirt sophomore who sat out last season after transfer and a walk-on freshman to its 2013-14 roster. Point guard Zavion Williams, who began his career at Lipscomb and earned 2012 Cancun Challenge all-tourney honors, sat out last season with the Governors after transferring from the Nashville school. He is expected to share the point-guard duties with Fred Garmon, who helped lead Mineral Area Community College (Park Hills, Mo.) to the national juco tournament last season. In addition, wing player Ed Dyson 15.1 ppg for Cloud

Community College in famed Jayhawk League last season, is expected to challenge for starting duties in his first Govs season. Damarius (DeeDee) Smith, who also began his career at Lipscomb but who helped Vincennes Junior College to the final four a year ago, is expected to provide defense along with another Govs who also can slide over to play the point.

**WHAT'S NEW UP FRONT:** When Matt Hasse's career end with a back injury, the Govs added 6-7 forward Serigne Mboup, a Senegal native who will have three seasons of eligibility remaining after playing last season at New Mexico Military Institute. The other newcomer is the only freshman on the roster, 6-7 Josh Ledbetter, who comes from Mt. Pleasant, Mich. and averaged 14.8 ppg and 8.8 rpg as a senior at Shepherd High School.

**GOVS ADD HIGH SCORING PREP GUARD:** Guard Josh Robinson, who was the second-leading 2012-13 scorer in the St. Louis Metro area, signed a national letter of intent to play basketball at APSU. The 6-3, 180-pound Robinson averaged 25.4 ppg as a junior for St. Mary's High School, shooting 49 percent from the floor (234 of 477) and 33 percent (49 of 150) from three-point range. He also got to the free throw line 185 times (average of 7.1 per game), connecting on 78 percent of those free tosses. In fact, he went from being a 64.5 percent free-throw shooter as a sophomore to nearly 80 percent a year later. But Robinson proved more than just a scorer, also being the team's second-leading rebounder (6.6 rpg) while also doling out 2.1 assists and collecting 1.0 steals per game. Robinson was named Class

## THE LAST TIME

### APSU Player 40+ points

Derek Wright (43), at Southeast Missouri (1/29/08)

### APSU Player 30+ Pts

Travis Betran (30), vs. Southeast Missouri (1/3/13)

### Opponent 30+ Pts

Isaiah Canaan (35), Murray State (1/7/12)

### APSU two players 20+ points

Travis Betran (23), Chris Horton (21) vs. Liberty (12/14/13)

### APSU freshman 25+ points

Will Triggs (25), at Tennessee Tech (2/7/11)

### APSU 20+ points in half

Will Triggs (21), second half, at Southeast Missouri (1/3/13)

### APSU six players in double figures

Brown (16), Edmondson (21), Baker (14), Fraley (11), Terry (12), Campbell (20), at Lipscomb (11/18/10)

### APSU five players in double figures

Campbell (25), Freeman (15), Betran (14), Horton (12), Triggs (11) vs. Lipscomb (12/18/12)

### APSU 3 reserves in double figures

Herdie Lawrence (19), Justin Blake (11), Chris Freeman (10) vs. UT Martin (2/23/12)

### APSU 15+ rebounds

Chris Horton (17) vs. Oakland City (11/8/13)

### APSU 2 rebounders in double figures

Melvin Baker (13), John Fraley (13), Youngstown State (2/18/12)

### APSU 3 rebounders in double figures

Edmondson (11), Triggs (11), Fraley (10), Eastern Illinois (2/24/11)

### APSU 10+ assists

Damarius Smith (12) vs. Liberty, (12/14/13)

### APSU 5+ steals

Josh Terry (5) at Eastern Illinois (1/23/12)

### APSU 6+ 3-pointers

Travis Betran (6) vs. Southeast Missouri (1/3/12)

### APSU 5+ blocks

Chris Horton (7) vs. Southern Illinois (11/19/13)

### APSU player with a double-double

Chris Horton, 21 points, 12 rebounds, vs. Liberty (12/14/13)

### APSU player with a triple-double

Trenton Hassell, 27 points, 13 rebounds, 12 assists, UT Martin (2/22/01)

### Two APSU players with double-double

TyShwan Edmondson 22 points/10 rebounds; Melvin Baker 17 points/11 rebounds, at Memphis (12/16/10)

### APSU made 12 or more 3FGs

12 vs. Utah Valley (12/28/12)

### APSU scored 100+ points

Berea, 108-53 (11/28/12)

### Opponent scored 100+ points

Southeast Missouri, L 108-81, (2/28/13)

### APSU won in overtime

vs. Morehead State, 86-82 (1/9/13)

### APSU lost in overtime

vs. Cal State Northridge, 80-77 (11/22/13)

### APSU won in double OT

Southeast Missouri, 67-64, 2/05/00

### APSU lost in double OT

Morehead State, 67-65, 3/07/09 (OVC tourney championship game)

### Last APSU player to hit game-winning shot in final second.

Travis Betran (buzzer), 84-81, Morehead State (1/9/12)





# Dave Loos

## Head Coach

24th APSU Season, Memphis

Dave Loos is in his 24th APSU season, the longest coaching tenure in APSU basketball history. The dean of Ohio Valley Conference coaches owns a 376-338 Gobs record and 458-391 overall mark in his 27th season. His 454 wins entering the season ranked 28th among all active Division I coaches. It also includes Loos' 82-53 mark at Christian Brothers (Memphis).

Loos' 320th APSU win, Dec. 9, 2009, moved him past former Murray State and UT Martin coach Cal Luther (319 wins) as the OVC's all-time wins leader. In 2008-09, he moved past legendary Western Kentucky coach E.A. Diddle into second place.

Loos also owns 235 OVC victories during his impressive tenure and is 82 games (235-153) above .500 during his 23 seasons, even after an inauspicious 16-26 mark in the first three seasons.

Under Loos, the Gobs have had 13 winning seasons in the last 18 years, including the 2007-08 team's 24-11 mark.

His 2006-07 OVC Coach of the Year honor was his fifth such honor. He is the only coach in APSU history to earn more than one OVC "Coach of the Year" honor and is the only coach in OVC history to win five such honors. He also was named the 2002-03 Tennessee Sports Writers Association "Coach of the Year."

When the Governors played at Tennessee State, Jan. 30, 2012, it was Loos' 800th game as a college head coach.

He has coached such notables as Charles "Bubba" Wells, APSU's all-time scoring leader and former NBA player who now is a Governors assistant, and Trenton Hassell, who played nine NBA seasons. Loos, in fact, has coached Austin Peay's top three career scoring leaders—Wells, guard Nick Stapleton and forward Drake Reed, the three-time first-team All-OVC player who now is playing in Libya.

Loos stepped down as APSU athletics director last April after serving 16 seasons in the position.

### LOOS' CAREER RECORD BY YEAR

Year	School	Overall Record	Pct.	Conference Season Record	Pct.	Finish	Tourney Finish	Postseason	Awards/Notes
1982-83	Christian Brothers	16-14	.533				t3rd(1-1)	NAIA District 1st rd.	
1983-84	Christian Brothers	21-15	.583	9-5	.643		1st (3-0)	NAIA District r/u	
1984-85	Christian Brothers	25-10	.714	12-2	.857	1st	1st (3-0)	NAIA District 1st rd.	VSAC, NAIA District 24, Area V Coach of Year
1985-86	Christian Brothers	20-14	.588			2nd	(2-1)	NAIA District 1st rd.	
1990-91	Austin Peay	15-14	.517	6-6	.500	t-3rd	0-1		OVC Coach of the Year
1991-92	Austin Peay	11-17	.393	6-8	.429	t-5th	0-1		
1992-93	Austin Peay	7-20	.259	4-12	.250	t-8th	0-1		
1993-94	Austin Peay	11-16	.407	10-6	.625	3rd	0-1		
1994-95	Austin Peay	13-16	.448	8-8	.500	5th	2nd (2-1)		
1995-96	Austin Peay	19-11	.633	10-6	.625	3rd	3-0	NCAA 1st Round	OVC Coach of the Year
1996-97	Austin Peay	17-14	.548	12-6	.500	t-1st	2nd (2-1)		
1997-98	Austin Peay	17-11	.607	11-7	.625	4th	1-1		
1998-99	Austin Peay	11-16	.407	9-9	.500	t-3rd	0-1		
1999-00	Austin Peay	18-10	.643	11-7	.611	t-3rd	0-1		
2000-01	Austin Peay	22-10	.688	10-6	.625	4th	2nd (2-1)		
2001-02	Austin Peay	14-18	.438	8-8	.500	4th	1-1		
2002-03	Austin Peay	23-8	.742	13-3	.813	t-1st	1st (3-0)	NCAA 1st Round	OVC Coach of the Year
2003-04	Austin Peay	22-10	.688	16-0	1.000	1st	2nd (2-1)	NIT 2nd round	OVC Coach of the Year
2004-05	Austin Peay	13-19	.406	9-7	.563	t-5th	2nd (2-1)		
2005-06	Austin Peay	17-14	.548	11-9	.550	t-5th	0-1		
2006-07	Austin Peay	21-12	.636	16-4	.800	1st	2nd (2-1)	NIT 1st Round	OVC Coach of the Year
2007-08	Austin Peay	24-11	.706	16-4	.800	1st	1st (3-0)	NCAA 1st Round	
2008-09	Austin Peay	19-14	.576	13-5	.722	t-2nd	2nd (2-1)	CBIT 1st Round	
2009-10	Austin Peay	17-14	.548	11-7	.611	t-3rd	0-1		
2010-11	Austin Peay	20-14	.588	13-5	.706	t-2nd	1-1	CBI 1st Round	
2011-12	Austin Peay	12-20	.375	8-8	.500	t-6th	0-1		
2012-13	Austin Peay	8-23	.268	4-12	.250				
2013-14	Austin Peay	4-5	.444	0-0	.000				
<b>Career</b>	<b>28 Seasons</b>	<b>458-391</b>	<b>.539</b>						
<b>Austin Peay</b>	<b>24 Seasons</b>	<b>376-338</b>	<b>.527</b>	<b>235-153</b>	<b>.606</b>				

## LOOS QUICK FACTS



**FULL NAME:** Dave Loos  
**BORN:** March 5, 1947  
**HOMETOWN:** St. Louis, Mo.  
**HIGH SCHOOL:** Mehlville, 1965  
**ALMA MATER:** Memphis, 1970

**PLAYING CAREER:** Dave Loos  
 Memphis basketball, point guard, 1966-69  
 Memphis baseball, shortstop, 1967-69; All-Missouri Valley, 1969

**COACHING CAREER:**  
 Memphis State University, Graduate Assistant (1970); Christian Brothers University, Assistant Coach and Head Baseball Coach (1971-74); Christian Brothers University, Head Coach (1982-86); Memphis State University, Assistant Coach (1986-90); Austin Peay State University, Head Coach (1990-present)

**CAREER HIGHLIGHTS:** Five-time OVC Coach of the Year 1990-91, 1995-96, 2002-03, 2003-04, 2006-07... Tennessee Sportswriters Association Coach of the Year, 1995-96 and 2002-03...Inducted into the Memphis (M-Club) Athletic Hall of Fame, 2002...Inducted into Missouri Basketball Coaches Hall of Fame, 2007... Inducted into APSU Athletics Hall of Fame, 2008.

## LOOS-LEAF NOTEBOOK

**MEMBER OF FOUR HALLS OF FAME:** APSU head coach Dave Loos was inducted into the Austin Peay Athletics Hall of Fame, Feb. 16, 2008. It was the fourth athletics-related Hall of Fame to honor him. In Spring 1997, Loos was inducted into the St. Louis Amateur Baseball Hall of Fame; Loos was a former prep and amateur baseball star in Missouri during the 1960s and later coached American Legion baseball in the city. A former two-sport star (baseball and basketball) in college, he was inducted into the Memphis (M-Club) Athletic Hall of Fame in Fall 2002. In June 2007, Loos was inducted into the Missouri Basketball Coaches Hall of Fame.

**RECORD SURPASSED:** APSU head coach Dave Loos, who surpassed the career Austin Peay wins mark in 2007, now owns the record for wins coaching in the OVC. Loos now has 371 wins. In 2008-09, Loos became only the second coach in league history to accumulate 300 wins as an OVC coach. He entered 2009-10 with 314 wins, needing six victories to surpass Cal Luther, who recorded 319 wins while coaching at both Murray State (1958-74) and UT Martin (1992-99). Loos surpassed the mark, Dec. 9, at Ohio. Loos also owns the record for wins while at a single league school.

**LOOS TENURE ENDS AS NCAA COMMITTEE MEMBER:** In December, 2008, Dave Loos was appointed to the NCAA Division I Men's Basketball Issues Committee. His appointment ended Sept. 1, 2012. The NCAA Division I Men's Basketball Issues Committee is charged with oversight of all issues pertaining to NCAA Division I men's basketball. The committee works closely with the National Association of Basketball Coaches (NABC) on legislation and other issues, as well as the National Basketball Association and USA Basketball. The committee's primary duties are to ensure the appropriate oversight of the sport, with an emphasis on recruiting activities and to enhance the development and public perception of the sport. The committee also makes policy recommendations per topics unrelated to legislative and playing rules issues.



Dave Loos became the program's all-time winningest coach in Winter 2007, surpassing the legendary Dave Aaron (258 wins, 1946-62). As a result of his accomplishment, outgoing president, Dr. Sherry Hoppe, at the behest of several boosters, had the playing floor named Dave Loos Court.

**LOOS STEPS DOWN AS APSU ATHLETICS DIRECTOR:** For the first time since 1997, Dave Loos will have just one title beside his name... basketball coach. In April, Loos stepped down as APSU's athletics director after serving 16

years as the department's athletics director. Since 2006, he was the only Division I basketball coach who also served in the department's top athletics administrator's position. He was at the forefront of APSU return to scholarship football just five years ago after spending more than a decade in non-scholarship status. Yet, perhaps one of his greatest sources of pride as Athletics Director came in both 2002-03 and 2008-09 when APSU's Athletic Department was awarded the OVC Academic Achievement Banner as the league's top academic program. The Governors/Lady Gobs captured 33 OVC championships with Loos as the program's athletics director.

### Loos Career Coaching Milestones

<b>FIRST WIN</b>	<b>NOV. 15, 1982</b>
CHRISTIAN BROTHERS 53, TENN. WESLEYAN 48	
<b>50TH WIN</b>	<b>JAN. 19, 1985</b>
CHRISTIAN BROTHERS 64, DAVID LIPSCOMB 61	
<b>100TH WIN</b>	<b>DEC. 18, 1991</b>
AUSTIN PEAY 71, TENNESSEE MARTIN 64	
<b>150TH WIN</b>	<b>FEB. 10, 1996</b>
AUSTIN PEAY 84, SOUTHEAST MISSOURI 71	
<b>200TH WIN</b>	<b>FEB. 4, 1999</b>
AUSTIN PEAY 82, MOREHEAD STATE 69	
<b>250TH WIN</b>	<b>JAN 31, 2002</b>
AUSTIN PEAY 86, EASTERN ILLINOIS 64	
<b>300TH WIN</b>	<b>MARCH 2, 2004</b>
AUSTIN PEAY 75, TENNESSEE STATE 71	
<b>341ST WIN</b>	<b>JAN. 13, 2007</b>
259TH APSU WIN TO BECOME PROGRAM'S ALL-TIME WINNINGEST BASKETBALL COACH	
AUSTIN PEAY 68, SOUTHEAST MISSOURI 67	
<b>350TH WIN</b>	<b>FEB. 12, 2007</b>
AUSTIN PEAY 89, TENNESSEE STATE 44	
<b>400TH WIN</b>	<b>DEC. 3, 2009</b>
AUSTIN PEAY 76, SOUTHEAST MISSOURI 71 (OT)	
<b>402ND WIN</b>	<b>DEC. 9, 2009</b>
320TH APSU WIN TO BECOME OVC'S ALL-TIME WINNINGEST COACH	
AUSTIN PEAY 68, OHIO 66	
<b>432ND WIN</b>	<b>FEB. 26, 2011</b>
AUSTIN PEAY 75, SOUTHEAST MISSOURI 52	
350TH APSU VICTORY	
<b>457TH</b>	<b>NOV. 30, 2013</b>
AUSTIN PEAY 88, YOUNGSTOWN STATE 86	
375TH APSU VICTORY	

### LOOS CHANGE

- 38 All-OVC selections, including 19 first teamers
- Three OVC Players of the Year
  - Charles "Bubba" Wells, 1996-97
  - Trenton Hassell, 2000-01
  - Drake Reed, 2005-07
- Two All-Americans
  - Bubba Wells, 1996-97, Athlon Preseason third team
  - Trenton Hassell, 2000-01, Playboy
- Two NBA Draftees
  - Bubba Wells, Dallas Mavericks, 2nd round, 1997
  - Trenton Hassell, Chicago Bulls, 2nd round, 2001
- 28 Professional Players, 4 currently
  - Bubba Wells, Dallas Mavericks (1997-98), Chicago Bulls (1998-99)
  - Trenton Hassell, Chicago Bulls (2001-03); Minnesota Timberwolves (2003-07); Dallas Mavericks (2007-08), New Jersey Nets (2008-10)

## 2013-14 NUMBERS BREAKDOWN

### DAVE LOOS RECORD IN...

#### Dave Loos record at Austin Peay in...

1-point games	18-10
2-point games	24-27
3-point games	32-26
4-point games	26-20
5-point games	19-15
6-point games	25-17
7-point games	15-19
8-point games	16-11
9-point games	12-17
10-point games	11-23
11-point games	15-11
12-point games	11-11
13-point games	15-7
14-point games	10-16
15-point games	21-8
16-point games	14-11
17-point games	6-12
18-point games	11-11
19-point games	5-9
20-point games	5-7
21-point games	5-7
22-point games	12-7
23-point games	9-3
24-point games	9-2
25-point games	3-4
26-point games	3-2
27-point games	3-2
28-point games	3-2
29-point games	2-2
30-point games	3-1
31-point games	2-5
32-point games	1-0
33-point games	3-1
34-point games	1-1
35-point games	0-3
36-point games	1-0
37-point games	0-1
38-point games	0-1
39-point games	0-2
40-point games	0-0
41-point games	0-0
42-point games	0-1
43-point games	0-1
44-point games	0-0
45-point games	1-1
46-point games	0-1
47-point games	0-0
48-point games	0-0
49-point games	0-0
50-point games	0-0
51-point games	0-0
52-point games	0-0
53-point games	0-0
54-point games	0-0
55-point games	3-0
60-point games	2-0

### BEHIND THE NUMBERS...

#### Jump Balls Controlled (including OT)

Austin Peay	10
Opponents	1

#### How APSU's First Points Were Scored

Lay-up	6
Jump Shot	0
Free Throw	1
Putback	0
Three-Pointer	2
Dunk	1

#### Who Scored APSU's First Points

Travis Betran	3
Will Triggs	3
Ed Dyson	1
Chris Horton	3

#### Games as Leading Scorer 13-14/Career

Ed Dyson	2/2
Travis Betran	6/23
Will Triggs	2/8
Cory Arentsen	0/1
Chris Horton	1/2

#### Games as Leading Rebounder 13-14/Career

Will Triggs	1/20
Chris Horton	10/28
Chris Freeman	1/7
Jeremy Purvis	0/1
Preston Herring	0/1
Damarius Smith	1/1

#### Games as Assists Leader 13-14/Career

Travis Betran	2/12
Will Triggs	0/8
Cory Arentsen	0/1
Jeremy Purvis	0/4
Chris Horton	0/1
Damarius Smith	8/8
Zavion Williams	3/3
Ed Dyson	1/1

#### Double-Doubles 13-14/Career

Chris Horton	5/12
Will Triggs	0/4
Chris Freeman	0/2

#### Double-Figure Scoring 13-14/Career

Will Triggs	5/36
Travis Betran	7/33
Chris Horton	7/18
Chris Freeman	1/8
Ed Dyson	4/4
Zavion Williams	4/4
Cory Arentsen	0/1
Thomas Greer	0/2
Jeremy Purvis	0/2
Preston Herring	0/1
Damarius Smith	3/3

#### 20-Point Games 13-14/Career

Travis Betran	3/14
Will Triggs	0/4
Cory Arentsen	0/1
Chris Horton	2/3
Zavion Williams	2/2

#### 10-Rebound Games 13-14/Career

Chris Horton	6/15
Will Triggs	0/4
Chris Freeman	0/2

#### 3-Block Games 13-14/Career

Chris Horton	6/22
Preston Herring	1/1
Chris Freeman	1/1

### GOVERNORS WHEN...

#### FIELD GOAL SHOOTING

They outshoot their opponent.....	5-1
Their opponent outshoots them.....	0-4
They shoot the same.....	0-0
Opponent shoots 45 percent or better.....	2-4
Opponent shoots below 45 percent.....	2-2
They shoot 45 percent or better.....	4-2
They shoot below 45 percent.....	1-2

#### FREE THROW SHOOTING

They attempt more free throws than their opponent.....	4-2
They attempt fewer free throws than their opponent.....	1-2
They attempt the same number of free throws.....	0-1
They make more free throws than their opponent.....	4-3
They make fewer free throws than their opponent.....	1-2
They make the same number of free throws.....	0-0

#### REBOUNDING

They out-rebound their opponent.....	2-1
They are out-rebounded by their opponent.....	3-4
They are equal in rebounding.....	0-0

#### TURNOVERS

They commit fewer turnovers than opponent.....	3-2
They commit more turnovers than opponent.....	2-3
They commit same number of turnovers.....	0-0

#### AT HALFTIME

They lead at half.....	3-2
They trail at half.....	2-3
They are tied at half.....	0-0
They go into overtime.....	0-1

#### OPPOSITION SCORING

The opposition scores less than 60 points.....	0-0
The opposition scores 60-69 points.....	1-0
The opposition scores 70-79 points.....	3-0
The opposition scores 80-89 points.....	1-3
The opposition scores 90-99 points.....	0-2
The opposition scores 100+ points.....	0-0

#### GOVS SCORING

The Govs score less than 60 points.....	0-0
The Govs score 60-69 points.....	0-2
The Govs score 70-79 points.....	3-3
The Govs score 80-89 points.....	2-0
The Govs score 90-99 points.....	0-0
The Govs score 100+ points.....	0-0

#### INSIDE THE POINTS

The Govs have more points in the paint.....	3-2
The Govs have fewer points in the paint.....	2-3
The Govs have same number of points in the paint.....	0-0
The Govs have more points off turnovers.....	2-2
The Govs have fewer points off turnovers.....	3-3
The Govs have same number of points off turnovers.....	0-0
The Govs have more second-chance points.....	2-1
The Govs have fewer second-chance points.....	3-4
The Govs have same second-chance points.....	0-0
The Govs have more bench points.....	2-1
The Govs have fewer bench points.....	2-3
The Govs have same number of bench points.....	1-1


#### RECORD BY MONTH

November.....	4-3
December.....	1-2
January.....	0-0
February.....	0-0
March.....	0-0

#### RECORD BY DAY

Monday.....	0-0
Tuesday.....	1-0
Wednesday.....	0-1
Thursday.....	0-2
Friday.....	1-1
Saturday.....	3-1
Sunday.....	0-0





# CORY ARENTSEN

## 20

6-5 • 185 • Sophomore • Guard  
Breese, Ill. (Mater Dei HS)

### CAREER AUSTIN PEAY STATISTICS

Year	GP	GS	Min	Avg	FG	FGA	Pct	3G	3GA	Pct	FT	FTA	Pct	Off	Def	Tot	Avg	PF	FO	Ast	TO	Blk	Stl	Pts	Avg
2012-13	31	1	393	12.7	39	87	.448	31	68	.456	11	16	.688	9	43	52	1.7	18	0	26	20	0	14	120	3.9
2013-14	10	0	65	6.5	7	24	.292	7	23	.304	0	0	.000	1	9	10	1.0	7	0	2	2	1	1	21	2.1
TOTAL	41	1	458	11.2	46	111	.414	38	91	.418	11	16	.688	10	52	62	1.5	25	0	28	22	1	15	141	3.4

### 2013-14 HIGHLIGHTS AND NOTABLES

- Connected 3-5 3 FGs in season opener against Oakland City in scoring nine points in only 12 minutes.
- Made it two straight games with at least one three-pointer by connecting for one against Memphis.
- Knocked down 3-4 first-half 3FGs against Central Michigan. Also had 3 rebounds.

### 2013-14 GAME-BY-GAME BREAKDOWN

Opponent	Min	FGM	Pct	3GM	Pct	FTM	Pct	Off-Tot	PF	A	TO	Blk	Stl	Pts
Oakland City	12	3-5	.600	3-5	.600	0-0	.000	0-1	0	0	0	0	0	9
at Memphis	13	1-4	.250	1-4	.250	0-0	.000	0-2	1	2	0	0	1	3
SIU	4	0-3	.000	0-3	.000	0-0	.000	0-1	1	0	0	0	0	0
at CMU	16	3-5	.600	3-4	.750	0-0	.000	0-3	1	0	1	1	0	9
CSN	4	0-3	.000	0-3	.000	0-0	.000	0-1	0	0	0	0	0	0
Montana State	0+	0-0	.000	0-0	.000	0-0	.000	0-0	0	0	0	0	0	0
at YSU	3	0-1	.000	0-1	.000	0-0	.000	0-1	1	0	0	0	0	0
ETSU	2	0-0	.000	0-0	.000	0-0	.000	0-0	1	0	1	0	0	0
at Samford	4	0-2	.000	0-2	.000	0-0	.000	1-1	0	0	0	0	0	0
Liberty	7	0-1	.000	0-1	.000	0-0	.000	0-0	2	0	0	0	0	0
at Vanderbilt														
Lipscomb														
at ETSU														
Dalton State														
UT Martin														
SEMO														
at Murray State														
at SIUE														
at EIU														
Jax State														
TTU														
Murray State														
at TSU														
at Belmont														
EIU														
SIUE														
at Morehead St.														
EKU														
at SEMO														
at UT Martin														

### CAREER BESTS

SCORING	20..... vs. Berea (11/28/12)
FGM	7..... vs. Berea (11/28/12)
FG%	.777..... (7-9) vs. Berea (11/28/12)
3FGM	6..... vs. Berea (11/28/12)
3FGA	8..... vs. Berea (11/28/12)
FTM	4..... at Eastern Illinois (2/14/13)
FT%	1.000..... (2-2) m.r. at SIU Edwardsville (2/16/13)
REB	4..... m.r. vs. Murray State (1/12/13)
AST	4..... vs. Western Carolina (11/20/12)
STL	2..... m.r. vs. Memphis (12/8/12)
BLK	1..... vs. Central Michigan (11/21/13)
MIN	25..... vs. Western Carolina (11/20/12)

### 2013-14 SEASON BESTS

SCORING	9.....m.r. vs. Central Michigan (11/21/13)
FGM	3.....m.r. vs. Central Michigan (11/21/13)
FG%	.600.....(3-5) m.r. vs. Central Michigan (11/21/13)
3FGM	3.....m.r. vs. Central Michigan (11/21/13)
3FGA	5.....vs. Oakland City (11/8/13)
FTM	NA
FT%	NA
REB	3.....vs. Central Michigan (11/21/13)
AST	2.....vs. Memphis (11/14/13)
STL	1.....vs. Memphis (11/14/13)
BLK	.....same
MIN	16.....vs. Central Michigan (11/21/13)
† - school record      ‡ - tied school record      m.r. - most recently	



# 4 TRAVIS BETRAN

6-3 • 185 • Junior • Guard  
Harlem, N.Y. (Kilgore College)

## CAREER AUSTIN PEAY STATISTICS

Year	GP	GS	Min	Avg	FG	FGA	Pct	3G	3GA	Pct	FT	FTA	Pct	Off	Def	Tot	Avg	PF	FO	Ast	TO	Blk	Stl	Pts	Avg
2012-13	31	31	1072	34.6	178	414	.430	84	204	.412	92	109	.844	14	55	69	2.2	49	0	84	80	9	40	532	17.2
2013-14	10	10	307	30.7	42	121	.347	23	74	.311	32	38	.842	0	16	16	1.6	10	0	19	26	2	8	139	13.9
TOTAL	41	41	1379	33.6	220	535	.411	107	278	.385	124	147	.844	14	71	85	2.1	59	0	103	106	11	48	671	16.4

## 2013-14 HIGHLIGHTS AND NOTABLES

- OVC leading returning scorer struggled in opener in scoring just 5 points on 1-7 FG shooting against Oakland City.
- Snapped scoring slump with 16 points vs. Southern Illinois. Connected on go-ahead three-point play with 1:02 left.
- Matched SIU numbers with 16 points, including 5-13 FGs.
- Scored 17 points on 5-18 FGs vs. Cal State Northridge. Matched career-high with 15 3FG attempts.
- Torched Youngstown State for season-high 24 points, including 7-for-7 from the free-throw line.
- Went for 20 points in the following matchup against ETSU, hitting a season-high four three-pointers.
- Season-best 6-for-11 shooting night against Liberty, leading the Gobs with 23 points, including 4 three-pointers.

## 2013-14 GAME-BY-GAME BREAKDOWN


Opponent	Min	FGM	Pct	3GM	Pct	FTM	Pct	Off-Tot	PF	A	TO	Blk	Stl	Pts
Oakland City	18	1-7	.143	1-5	.200	2-2	1.000	0-2	1	5	1	0	1	5
at Memphis	28	2-9	.222	1-5	.200	0-0	.000	0-0	1	1	3	0	0	5
SIU	36	5-13	.384	2-7	.286	4-6	.667	0-1	1	2	2	0	2	16
at CMU	34	5-13	.384	3-8	.375	3-4	.750	0-0	1	2	3	0	0	16
CSN	41	5-18	.278	3-15	.200	4-4	1.000	0-2	0	2	2	0	1	17
Montana State	15	0-3	.000	0-3	.000	0-0	.000	0-0	1	1	1	0	0	0
at YSU	38	7-17	.412	3-6	.500	7-7	1.000	0-3	3	1	4	0	1	24
ETSU	34	6-16	.375	4-10	.400	4-4	1.000	0-3	0	1	7	1	1	20
at Samford	26	5-14	.357	2-9	.222	1-3	.333	0-2	2	3	3	0	1	13
Liberty	36	6-11	.545	4-6	.667	7-8	.875	0-3	0	1	0	1	1	23
at Vanderbilt														
Lipscomb														
at ETSU														
Dalton State														
UT Martin														
SEMO														
at Murray State														
at SIUE														
at EIU														
Jax State														
TTU														
Murray State														
at TSU														
at Belmont														
EIU														
SIUE														
at Morehead St.														
EKU														
at SEMO														
at UT Martin														

## CAREER BESTS

SCORING	30..... at Southeast Missouri (1/3/13)
FGM	12..... at Southeast Missouri (1/3/13)
FG%	.636..... vs. Belmont (2/9/13)
3FGM	6..... m.r. at Southeast Missouri (1/3/13)
3FGA	15..... m.r. vs. Cal State Northridge (11/22/13)
FTM	10..... at UT Martin (1/5/13)
FT%	1.000..... (10-for-10) at UT Martin (1/5/13)
REB	6..... vs. Western Carolina (11/20/12)
AST	6..... m.r. at Murray State (2/2/13)
STL	3 .... m.r. vs. Eastern Illinois (1/19/13)
BLK	2..... m.r. at Jacksonville State (1/24/13)
MIN	41..... m.r. vs. Cal State Northridge (11/22/13)

## 2013-14 SEASON BESTS

SCORING	24..... at Youngstown State (11/30/13)
FGM	7..... at Youngstown State (11/30/13)
FG%	.545..... (6-11) vs. Liberty (12/14/13)
3FGM	4..... m.r. vs. Liberty (12/14/13)
3FGA	15..... vs. Cal State Northridge (11/22/13)
FTM	7..... m.r. vs. Liberty (12/14/13)
FT%	1.000..... (7-7) at Youngstown State (11/30/13)
REB	3..... m.r. vs. Liberty (12/14/13)
AST	5..... vs. Oakland City (11/8/13)
STL	2..... vs. Southern Illinois (11/19/13)
BLK	1..... m.r. vs. Liberty (12/14/13)
MIN	..... same
† - school record      ‡ - tied school record      m.r. - most recently	



# ED DYSON

## 24

**6-4 • 190 • Junior • Guard/Forward**  
**Washington, D.C. (Cloud County CC)**

### CAREER AUSTIN PEAY STATISTICS

Year	GP	GS	Min	Avg	FG	FGA	Pct	3G	3GA	Pct	FT	FTA	Pct	Off	Def	Tot	Avg	PF	FO	Ast	TO	Blk	Stl	Pts	Avg
2013-14	10	10	215	21.5	31	57	.544	7	17	.412	10	15	.667	4	17	21	2.1	14	0	14	18	0	7	79	7.9
TOTAL	10	10	215	21.5	31	57	.544	7	17	.412	10	15	.667	4	17	21	2.1	14	0	14	18	0	7	79	7.9

### 2013-14 HIGHLIGHTS AND NOTABLES

- In first Gobs' game scored team-high 17 points on 7-10 FGs, including 3 dunks in 27 minutes versus Oakland City.
- Made it two straight double-digit scoring contests with 11 points against Memphis.
- Led team in assists with three against Southern Illinois.
- Snared season-high 5 rebounds and dished out 3 assists to go with 7 points vs. Cal State Northridge.
- Efficient 15-point effort against East Tennessee State; hit 6-for-9 from the field in 24 minutes of action.
- Scored 10 points on 4-of-7 shooting against Liberty.

### 2013-14 GAME-BY-GAME BREAKDOWN

Opponent	Min	FGM	Pct	3GM	Pct	FTM	Pct	Off-Tot	PF	A	TO	Blk	Stl	Pts
Oakland City	27	7-10	.700	1-3	.333	2-2	1.000	1-4	2	1	1	0	1	17
at Memphis	22	5-11	.454	1-1	1.000	0-0	.000	1-1	2	0	3	0	1	11
SIU	21	2-3	.667	0-0	.000	2-3	.667	1-3	4	3	2	0	0	6
at CMU	22	1-4	.250	1-2	.500	0-0	.000	0-1	1	1	2	0	2	3
CSN	22	2-4	.500	1-3	.333	2-2	1.000	1-5	0	3	3	0	1	7
Montana State	26	1-3	.333	0-2	.000	0-0	.000	0-2	0	2	3	0	2	2
at YSU	7	1-2	.500	0-0	.000	2-3	.667	0-1	1	1	2	0	0	4
ETSU	24	6-9	.667	1-3	.333	2-2	1.000	0-2	1	1	0	0	0	15
at Samford	10	2-4	.500	0-1	.000	0-1	.000	0-1	2	0	1	0	0	4
Liberty	34	4-7	.571	2-2	1.000	0-2	.000	0-1	1	2	1	0	0	10
at Vanderbilt														
Lipscomb														
at ETSU														
Dalton State														
UT Martin														
SEMO														
at Murray State														
at SIUE														
at EIU														
Jax State														
TTU														
Murray State														
at TSU														
at Belmont														
EIU														
SIUE														
at Morehead St.														
EKU														
at SEMO														
at UT Martin														

### CAREER BESTS

SCORING	17.....vs. Oakland City (11/8/13)
FGM	7.....vs. Oakland City (11/8/13)
FG%	.700.....(7-10) vs. Oakland City (11/8/13)
3FGM	2.....vs. Liberty (12/14/13)
3FGA	3.....m.r. vs. East Tennessee State (12/4/13)
FTM	2.....m.r. vs. East Tennessee State (12/4/13)
FT%	1.000.....(2-2) m.r. vs. East Tennessee State (12/4/13)
REB	5.....vs. Cal State Northridge (11/22/13)
AST	3.....m.r. vs. Cal State Northridge (11/22/13)
STL	2.....vs. Central Michigan (11/21/13)
BLK	NA.....
MIN	34.....vs. Liberty (12/14/13)

### 2013-14 SEASON BESTS

SCORING	.....same
FGM	.....same
FG%	.....same
3FGM	.....same
3FGA	.....same
FTM	.....same
FT%	.....same
REB	.....same
AST	.....same
STL	.....same
BLK	.....same
MIN	.....same

† - school record      ‡ - tied school record      m.r. - most recently





# CHRIS FREEMAN

## 15

6-6 • 205 • Junior • Forward  
San Antonio, Texas (Muhlenberg (Ky.) HS)

### CAREER AUSTIN PEAY STATISTICS

Year	GP	GS	Min	Avg	FG	FGA	Pct	3G	3GA	Pct	FT	FTA	Pct	Off	Def	Tot	Avg	PF	FO	Ast	TO	Blk	Stl	Pts	Avg
2011-12	27	1	246	9.1	31	55	.564	0	0	.000	19	23	.826	17	33	50	1.9	36	1	4	17	8	4	81	3.0
2012-13	28	2	455	16.3	55	118	.466	0	1	.000	36	57	.632	36	77	113	4.0	60	1	14	26	18	8	146	5.2
2013-14	10	0	111	11.1	18	32	.563	0	0	.000	6	11	.545	9	18	27	2.7	15	0	2	9	6	2	42	4.2
TOTAL	65	3	812	12.5	104	205	.507	0	1	.000	61	91	.670	62	128	190	2.9	111	2	20	52	32	14	269	4.1

### 2013-14 HIGHLIGHTS AND NOTABLES

- Scored 1 point and grabbed 1 rebound off bench in opener against Oakland City.
- Came off bench for 10 points against Memphis, including 8 in the second half.
- Perfect 3-3 FG vs. Southern Illinois while also grabbing 5 rebounds in 13 minutes off bench.
- Scored 6 points, grabbed season-best 7 rebounds and blocked 3 shots vs. Central Michigan.
- Scored 6 points on 3-of-4 shooting in road win at Youngstown State.
- Played team-high 12 minutes off the bench against Liberty, scoring 4 points and grabbing 2 rebounds.

### 2013-14 GAME-BY-GAME BREAKDOWN

Opponent	Min	FGM	Pct	3GM	Pct	FTM	Pct	Off-Tot	PF	A	TO	Blk	Stl	Pts
Oakland City	10	0-2	.000	0-0	.000	1-2	.500	0-1	1	1	2	0	0	1
at Memphis	16	5-8	.625	0-0	.000	0-2	.000	3-4	0	0	1	0	1	10
SIU	13	3-3	1.000	0-0	.000	2-2	1.000	1-5	4	0	0	1	0	8
at CMU	14	3-4	.750	0-0	.000	0-0	.000	2-7	1	1	1	3	0	6
CSN	13	0-1	.000	0-0	.000	1-2	.500	2-3	1	0	0	0	1	1
Montana State	4	2-4	.500	0-0	.000	0-0	.000	0-0	0	0	0	1	0	4
at YSU	13	3-4	.750	0-0	.000	0-0	.000	0-2	3	0	1	0	0	6
ETSU	5	0-0	.000	0-0	.000	0-1	.000	0-0	4	0	0	1	0	0
at Samford	11	0-1	.000	0-0	.000	2-2	1.000	0-3	0	0	2	0	0	2
Liberty	12	2-5	.400	0-0	.000	0-0	.000	1-2	1	0	2	0	0	4
at Vanderbilt														
Lipscomb														
at ETSU														
Dalton State														
UT Martin														
SEMO														
at Murray State														
at SIUE														
at EIU														
Jax State														
TTU														
Murray State														
at TSU														
at Belmont														
EIU														
SIUE														
at Morehead St.														
EKU														
at SEMO														
at UT Martin														

### CAREER BESTS

SCORING	15..... vs. Lipscomb (12/18/12)
FGM	4..... m.r. vs. Belmont (2/9/13)
FG%	1.000..... (4-4) vs. UT Martin (2/23/12)
3GM	N/A
3GA	1..... vs. Gardner-Webb (11/21/12)
FTM	7..... vs. Lipscomb (12/18/12)
FT%	1.000..... (4-4) vs. Youngstown State (2/18/12)
REB	12..... vs. Samford (11/9/12)
AST	3..... vs. Western Carolina (11/20/12)
STL	2..... m.r. vs. Utah Valley State (12/28/12)
BLK	3..... m.r. vs. Central Michigan (11/21/13)
MIN	36..... vs. Western Carolina (11/20/12)

### 2013-14 SEASON BESTS

SCORING	10..... vs. Memphis (11/14/13)
FGM	5..... vs. Memphis (11/14/13)
FG%	1.000..... (3-3) vs. Southern Illinois (11/19/13)
3FGM	NA.....
3FGA	NA.....
FTM	2..... vs. Southern Illinois (11/19/13)
FT%	1.000..... (2-2) m.r. at Samford (12/7/13)
REB	7..... vs. Central Michigan (11/21/13)
AST	1..... vs. Central Michigan (11/21/13)
STL	1..... m.r. vs. Cal State Northridge (11/22/13)
BLK	3..... vs. Central Michigan (11/21/13)
MIN	16..... vs. Memphis (11/14/13)

† - school record      ‡ - tied school record      m.r. - most recently



# FRED GARMON

**5-11 • 175 • Junior • Guard**  
**Kennett, Mo. (Mineral Area CC)**

## CAREER AUSTIN PEAY STATISTICS

Year	GP	GS	Min	Avg	FG	FGA	Pct	3G	3GA	Pct	FT	FTA	Pct	Off	Def	Tot	Avg	PF	FO	Ast	TO	Blk	Stl	Pts	Avg
2013-14	8	0	96	12.0	4	17	.235	2	11	.182	2	8	.250	0	3	3	0.4	11	0	8	5	0	9	12	1.5
TOTAL	8	0	96	12.0	4	17	.235	2	11	.182	2	8	.250	0	3	3	0.4	11	0	8	5	0	9	12	1.5

## 2013-14 HIGHLIGHTS AND NOTABLES

- Tallied 7 points off bench in opener against Oakland City.
- Collected 4 steals and 2 assists against Memphis.
- Had 2 steals and 2 assists off bench vs. Southern Illinois.
- In season-high 18 minutes at Samford, scored two points and collected two steals.

## 2013-14 GAME-BY-GAME BREAKDOWN

Opponent	Min	FGM	Pct	3GM	Pct	FTM	Pct	Off-Tot	PF	A	TO	Blk	Stl	Pts
Oakland City	17	2-4	.500	1-3	.333	2-2	1.000	0-1	2	1	0	0	0	7
at Memphis	13	1-3	.333	1-2	.500	0-2	.000	0-1	2	2	1	0	4	3
SIU	15	0-4	.000	0-3	.000	0-2	.000	0-0	1	2	0	0	2	0
at CMU	11	0-1	.000	0-1	.000	0-0	.000	0-1	1	0	2	0	1	0
CSN	3	0-0	.000	0-0	.000	0-0	.000	0-0	0	0	1	0	0	0
Montana State	14	0-0	.000	0-0	.000	0-2	.000	0-0	2	2	0	0	0	0
at YSU	5	0-1	.000	0-1	.000	0-0	.000	0-0	1	0	0	0	0	0
ETSU	DNP													
at Samford	18	1-4	.250	0-1	.000	0-0	.000	0-0	2	1	1	0	2	2
Liberty	DNP													
at Vanderbilt														
Lipscomb														
at ETSU														
Dalton State														
UT Martin														
SEMO														
at Murray State														
at SIUE														
at EIU														
Jax State														
TTU														
Murray State														
at TSU														
at Belmont														
EIU														
SIUE														
at Morehead St.														
EKU														
at SEMO														
at UT Martin														

## CAREER BESTS

<b>SCORING</b>	7.....vs. Oakland City (11/8/13)
<b>FGM</b>	2.....vs. Oakland City (11/8/13)
<b>FG%</b>	.500.....(2-4) vs. Oakland City (11/8/13)
<b>3FGM</b>	1.....m.r. vs. Memphis (11/14/13)
<b>3FGA</b>	3.....m.r. vs. Southern Illinois (11/19/13)
<b>FTM</b>	2.....vs. Oakland City (11/8/13)
<b>FT%</b>	1.000.....vs. Oakland City (11/8/13)
<b>REB</b>	1.....m.r. vs. Central Michigan (11/21/13)
<b>AST</b>	2.....m.r. vs. Montana State (11/23/13)
<b>STL</b>	4.....vs. Memphis (11/14/13)
<b>BLK</b>	NA.....
<b>MIN</b>	18.....at Samford (12/7/13)

## 2013-14 SEASON BESTS

<b>SCORING</b>	.....same
<b>FGM</b>	.....same
<b>FG%</b>	.....same
<b>3FGM</b>	.....same
<b>3FGA</b>	.....same
<b>FTM</b>	.....same
<b>FT%</b>	.....same
<b>REB</b>	.....same
<b>AST</b>	.....same
<b>STL</b>	.....same
<b>BLK</b>	.....same
<b>MIN</b>	.....same

† - school record      ‡ - tied school record      m.r. - most recently



# THOMAS GREER

6-5 • 180 • R-Junior • Guard  
Atwood, Tenn. (West Carroll HS)

## CAREER AUSTIN PEAY STATISTICS

Year	GP	GS	Min	Avg	FG	FGA	Pct	3G	3GA	Pct	FT	FTA	Pct	Off	Def	Tot	Avg	PF	FO	Ast	TO	Blk	Stl	Pts	Avg
2011-12	22	0	132	6.0	4	16	.250	2	6	.333	1	4	.250	4	9	13	0.6	14	0	8	11	0	5	11	0.5
2012-13	20	0	164	8.2	10	23	.435	5	11	.455	13	17	.765	1	10	11	0.6	16	0	13	13	1	3	38	1.9
2013-14	4	0	15	3.8	0	2	.000	0	1	.000	5	8	.625	0	0	0	0.0	3	0	0	1	0	1	5	1.3
TOTAL	46	0	311	6.8	14	41	.341	7	18	.389	19	29	.656	5	19	24	0.5	33	0	21	25	1	9	54	1.2

## 2013-14 HIGHLIGHTS AND NOTABLES

- Scored one point (1-2 FT) in opener against Oakland City.
- Hit four free-throws in reserve role at Samford in season-high 6 minutes.

## 2013-14 GAME-BY-GAME BREAKDOWN

Opponent	Min	FGM	Pct	3GM	Pct	FTM	Pct	Off-Tot	PF	A	TO	Blk	Stl	Pts
Oakland City	3	0-0	.000	0-0	.000	1-2	.500	0-0	1	0	0	0	0	1
at Memphis	3	0-1	.000	0-1	.000	0-0	.000	0-0	1	0	0	0	0	0
SIU	DNP													
at CMU	3	0-0	.000	0-0	.000	0-0	.000	0-0	0	0	1	0	0	0
CSN	DNP													
Montana State	DNP													
at YSU	DNP													
ETSU	DNP													
at Samford	6	0-1	.000	0-0	.000	4-6	.667	0-0	1	0	0	0	1	4
Liberty	DNP													
at Vanderbilt														
Lipscomb														
at ETSU														
Dalton State														
UT Martin														
SEMO														
at Murray State														
at SIUE														
at EIU														
Jax State														
TTU														
Murray State														
at TSU														
at Belmont														
EIU														
SIUE														
at Morehead St.														
EKU														
at SEMO														
at UT Martin														

## CAREER BESTS


SCORING	11..... m.r. vs. SEMO (02/28/13)
FGM	4..... vs. Morehead State (1/9/13)
FG%	1.000..... (4-4) vs. Morehead State (1/9/13)
3FGM	3..... vs. Morehead State (1/9/13)
3FGA	3..... vs. Morehead State (1/9/13)
FTM	4..... m.r. at Samford (12/7/13)
FT%	1.000..... (4-4) at Eastern Kentucky (2/20/13)
REB	4..... vs. Berea (11/28/12)
AST	2..... m.r. vs. Memphis (12/8/12)
STL	3..... vs. MTSU (11/26/11)
BLK	1..... at DePaul (11/17/12)
MIN	16..... vs. Berea (11/28/12)

## 2013-14 SEASON BESTS

SCORING	4.....at Samford (12/7/13)
FGM	NA.....
FG%	NA.....
3FGM	NA
3FGA	NA
FTM	.....same
FT%	.667.....(4-6) at Samford (12/7/13)
REB	NA.....
AST	NA.....
STL	1.....at Samford (12/7/13)
BLK	NA.....
MIN	6.....at Samford (12/7/13)

† - school record      ‡ - tied school record      m.r. - most recently





# PRESTON HERRING

## 21

6-7 • 185 • Sophomore • Forward  
Lester, Ala. (West Limestone HS)

### CAREER AUSTIN PEAY STATISTICS

Year	GP	GS	Min	Avg	FG	FGA	Pct	3G	3GA	Pct	FT	FTA	Pct	Off	Def	Tot	Avg	PF	FO	Ast	TO	Blk	Stl	Pts	Avg
2012-13	25	0	197	7.9	21	40	.525	6	8	.750	14	25	.560	14	23	37	1.5	18	0	8	13	6	6	62	2.5
2013-14	10	0	63	6.3	5	7	.714	0	0	.000	9	14	.643	4	8	12	1.2	7	0	3	1	6	1	19	1.9
TOTAL	35	0	260	7.4	26	47	.553	6	8	.750	23	39	.590	18	31	49	1.4	25	0	11	14	12	7	81	2.3

### 2013-14 HIGHLIGHTS AND NOTABLES

- Sophomore forward collected 3 points and grabbed 2 rebounds in 10 minutes against Oakland City.
- Blocked career-best 3 shots against Southern Illinois in 7 minutes.
- Went perfect 4-4 FTs while dishing out career-best 2 assists vs. Cal State Northridge.
- Logged season-high 12 minutes off the bench against East Tennessee State, scoring four points and pulling down three rebounds.

### 2013-14 GAME-BY-GAME BREAKDOWN

Opponent	Min	FGM	Pct	3GM	Pct	FTM	Pct	Off-Tot	PF	A	TO	Blk	Stl	Pts
Oakland City	10	1-1	1.000	0-0	.000	1-3	.333	1-2	0	0	0	0	0	3
at Memphis	5	1-1	1.000	0-0	.000	0-0	.000	0-1	0	0	0	0	0	2
SIU	7	0-0	.000	0-0	.000	0-0	.000	0-1	1	0	0	3	0	0
at CMU	1	0-0	.000	0-0	.000	0-0	.000	0-0	0	0	0	0	0	0
CSN	11	0-0	.000	0-0	.000	4-4	1.000	0-0	2	2	0	0	0	4
Montana State	3	1-1	1.000	0-0	.000	0-0	.000	0-3	4	0	0	0	0	2
at YSU	2	1-1	1.000	0-0	.000	0-2	.000	0-0	0	0	0	0	0	2
ETSU	12	1-2	.500	0-0	.000	2-3	.667	2-3	0	1	1	1	1	4
at Samford	8	0-1	.000	0-0	.000	2-2	1.000	1-2	0	0	0	1	0	2
Liberty	4	0-0	.000	0-0	.000	0-0	.000	0-0	0	0	0	1	0	0
at Vanderbilt														
Lipscomb														
at ETSU														
Dalton State														
UT Martin														
SEMO														
at Murray State														
at SIUE														
at EIU														
Jax State														
TTU														
Murray State														
at TSU														
at Belmont														
EIU														
SIUE														
at Morehead St.														
EKU														
at SEMO														
at UT Martin														

### CAREER BESTS

SCORING	10..... vs. UT Martin (3/2/13)
FGM	3..... vs. UT Martin (3/2/13)
FG%	1.000..... (2-2) m.r. at Murray State (2/2/13)
3FGM	2..... at Illinois State (12/22/12)
3FGA	2..... at Illinois State (12/22/12)
FTM	4..... m.r. vs. Cal State Northridge (11/22/13)
FT%	1.000..... (4-4) m.r. vs. Cal State Northridge (11/22/13)
REB	4..... vs. SEMO (02/28/13)
AST	2..... m.r. vs. Cal State Northridge (11/22/13)
STL	1..... m.r. vs. UT Martin (3/2/13)
BLK	3..... vs. Southern Illinois (11/19/13)
MIN	17..... vs. Oakland City (12/5/12)

### 2013-14 SEASON BESTS

SCORING	4.....m.r. vs. East Tennessee State (12/4/13)
FGM	1.....m.r. vs. East Tennessee State (12/4/13)
FG%	1.000.....(1-1) m.r. at Youngstown State (11/30/13)
3FGM	NA.....
3FGA	NA.....
FTM	4.....vs. Cal State Northridge (11/22/13)
FT%	1.000.....(4-4) vs. Cal State Northridge (11/22/13)
REB	3.....m.r. vs. East Tennessee State (12/4/13)
AST	2.....vs. Cal State Northridge (11/22/13)
STL	1.....vs. East Tennessee State (12/4/13)
BLK	.....same
MIN	12.....vs. East Tennessee State (12/4/13)

† - school record      ‡ - tied school record      m.r. - most recently



# 5 CHRIS HORTON

**6-8 • 210 • Sophomore • Center**  
**Decatur, Ga. (Columbia HS)**

## CAREER AUSTIN PEAY STATISTICS

Year	GP	GS	Min	Avg	FG	FGA	Pct	3G	3GA	Pct	FT	FTA	Pct	Off	Def	Tot	Avg	PF	FO	Ast	TO	Blk	Stl	Pts	Avg
2012-13	31	31	767	24.7	109	202	.540	0	0	.000	36	65	.554	76	136	212	6.8	77	4	26	61	100	22	254	8.2
2013-14	10	10	293	29.3	52	89	.584	0	0	.000	29	43	.674	34	67	101	10.1	27	0	10	14	35	8	133	13.3
TOTAL	41	41	1060	25.9	161	291	.553	0	0	.000	65	108	.602	110	203	313	7.6	104	4	36	75	135	30	387	9.4

## 2013-14 HIGHLIGHTS AND NOTABLES

- Snared career-best 17 rebounds to go with 10 points—8th career double-double—against Oakland City in opener. Also blocked 3 shots and collected career-tying 3 steals.
- Swatted away five shots against Memphis while also scoring nine points and grabbing eight rebounds.
- Tied school mark for single-game blocks (7) against SIU, including one that prevented possible game-tying basket in closing seconds. Also had 10 rebounds.
- Tallied 8 points and grabbed 7 rebounds vs. Central Michigan. Also had 2 blocks and 2 assists.
- Collected season's second double-double with 15 points and 10 rebounds vs. Cal State Northridge. Converted career-best 5 FTs.
- Scored a career-high 23 points on 10-for-14 shooting against Montana State.
- Earned College Sports Madness OVC Player of the Week honors following the Central Michigan Tournament, where he averaged 15.3 points and 8.6 rebounds over three games.
- Quietly put together season's third double-double with 17-point, 10-rebound effort to go with four blocks at Youngstown State.
- Posted season's fourth double-double at Samford, scoring 11 points despite 3-for-11 shooting and pulling down 10 rebounds.
- Earned yet another double-double, this time against Liberty with a 21-point, 11-board effort.

## 2013-14 GAME-BY-GAME BREAKDOWN

Opponent	Min	FGM	Pct	3GM	Pct	FTM	Pct	Off-Tot	PF	A	TO	Blk	Stl	Pts
Oakland City	30	4-6	.667	0-0	.000	2-5	.400	2-17	2	1	2	3	3	10
at Memphis	25	4-8	.500	0-0	.000	1-2	.500	4-8	4	2	2	5	1	9
SIU	23	1-5	.200	0-0	.000	4-5	.800	3-10	4	1	1	7	0	6
at CMU	26	4-5	.800	0-0	.000	0-0	.000	3-7	1	2	1	2	1	8
CSN	32	5-9	.556	0-0	.000	5-7	.714	6-10	4	0	1	1	0	15
Montana State	32	10-14	.714	0-0	.000	3-4	.750	3-9	3	0	1	4	1	23
at YSU	30	8-11	.727	0-0	.000	1-1	1.000	3-10	2	0	2	4	1	17
ETSU	30	5-10	.500	0-0	.000	3-3	1.000	3-9	4	1	2	2	0	13
at Samford	29	3-11	.272	0-0	.000	5-6	.833	3-10	1	2	1	2	0	11
Liberty	36	8-10	.800	0-0	.000	5-10	.500	4-11	2	1	1	4	1	21
at Vanderbilt														
Lipscomb														
at ETSU														
Dalton State														
UT Martin														
SEMO														
at Murray State														
at SIUE														
at EIU														
Jax State														
TTU														
Murray State														
at TSU														
at Belmont														
EIU														
SIUE														
at Morehead St.														
EKU														
at SEMO														
at UT Martin														

## CAREER BESTS

SCORING	23..... vs. Montana State (11/23/13)
FGM	10..... m.r. vs. Montana State (11/23/13)
FG%	1.000..... (6-6) at SIUE (2/16/13)
3FGM	
3FGA	
FTM	5..... m.r. vs. Liberty (12/14/13)
FT%	1.000..... (3-3) vs. East Tennessee State (12/4/13)
REB	17..... vs. Oakland City (11/8/13)
AST	5..... at Illinois State (12/22/12)
STL	3..... m.r. vs. Oakland City (11/8/13)
BLK	7..... m.r. vs. Southern Illinois (11/19/13)
MIN	39..... at UT Martin (1/5/13)

## 2013-14 SEASON BESTS

SCORING	.....same
FGM	8.....m.r. vs. Liberty (12/14/13)
FG%	.800.....(8-10) vs. Liberty (12/14/13)
3FGM	
3FGA	
FTM	.....same
FT%	.....same
REB	.....same
AST	2.....m.r. at Samford (12/7/13)
STL	3.....vs. Oakland City (11/8/13)
BLK	7.....vs. Southern Illinois (11/19/13)
MIN	36.....vs. Liberty (12/14/13)

† - school record      ‡ - tied school record      m.r. - most recently



# JOSH LEDBETTER

## 23

6-6 • 200 • Freshman • Forward  
Shepherd, Mich. (Shepherd HS)

### CAREER AUSTIN PEAY STATISTICS

Year	GP	GS	Min	Avg	FG	FGA	Pct	3G	3GA	Pct	FT	FTA	Pct	Off	Def	Tot	Avg	PF	FO	Ast	TO	Blk	Stl	Pts	Avg
2013-14	0	0	0	0.0	0	0	.000	0	0	.000	0	0	.000	0	0	0	0.0	0	0	0	0	0	0	0	0.0
TOTAL	0	0	0	0.0	0	0	.000	0	0	.000	0	0	.000	0	0	0	0.0	0	0	0	0	0	0	0	0.0

### 2013-14 HIGHLIGHTS AND NOTABLES

- Walk-on frontcourt prospect expected to be redshirt candidate.

### 2013-14 GAME-BY-GAME BREAKDOWN

Opponent	Min	FGM	Pct	3GM	Pct	FTM	Pct	Off-Tot	PF	A	TO	Blk	Stl	Pts
Oakland City	DNP													
at Memphis	DNP													
SIU	DNP													
at CMU	DNP													
CSN	DNP													
Montana State	DNP													
at YSU	DNP													
ETSU	DNP													
at Samford	DNP													
Liberty	DNP													
at Vanderbilt														
Lipscomb														
at ETSU														
Dalton State														
UT Martin														
SEMO														
at Murray State														
at SIUE														
at EIU														
Jax State														
TTU														
Murray State														
at TSU														
at Belmont														
EIU														
SIUE														
at Morehead St.														
EKU														
at SEMO														
at UT Martin														

### CAREER BESTS

#### SCORING

FGM

FG%

3FGM

3FGA

FTM

FT%

REB

AST

STL

BLK

MIN

### 2013-14 SEASON BESTS

#### SCORING

FGM

FG%

3FGM

3FGA

FTM

FT%

REB

AST

STL

BLK

MIN

† - school record      ‡ - tied school record      m.r. - most recently



# SERIGNE MBOUP

## 23

**6-7 • 190 • Sophomore • Forward/Center**  
**Dakar, Senegal (New Mexico Military Institute)**

### CAREER AUSTIN PEAY STATISTICS

Year	GP	GS	Min	Avg	FG	FGA	Pct	3G	3GA	Pct	FT	FTA	Pct	Off	Def	Tot	Avg	PF	FO	Ast	TO	Blk	Stl	Pts	Avg
2013-14	8	0	47	5.9	2	3	.667	0	0	.000	10	17	.588	5	4	9	1.1	7	0	1	6	5	3	14	1.8
TOTAL	8	0	47	5.9	2	3	.667	0	0	.000	10	17	.588	5	4	9	1.1	7	0	1	6	5	3	14	1.8

### 2013-14 HIGHLIGHTS AND NOTABLES

- In first Division I game, forward grabbed 5 rebounds and scored 4 points—all FTs—against Oakland City.
- Scored career's first basket against Southern Illinois.
- Had 2 blocks and 2 points off bench against Central Michigan.

### 2013-14 GAME-BY-GAME BREAKDOWN

Opponent	Min	FGM	Pct	3GM	Pct	FTM	Pct	Off-Tot	PF	A	TO	Blk	Stl	Pts
Oakland City	12	0-0	.000	0-0	.000	4-6	.667	3-5	1	1	3	1	0	4
at Memphis	6	0-0	.000	0-0	.000	1-2	.500	0-1	0	0	1	0	2	1
SIU	3	1-1	1.000	0-0	.000	0-0	.000	0-1	0	0	0	0	0	2
at CMU	9	1-2	.500	0-0	.000	0-1	.000	1-1	4	0	1	2	0	2
CSN	4	0-0	.000	0-0	.000	2-4	.500	0-0	1	0	0	0	1	2
Montana State	7	0-0	.000	0-0	.000	1-2	.500	0-0	0	0	0	1	0	1
at YSU	1	0-0	.000	0-0	.000	0-0	.000	0-0	0	0	0	0	0	0
ETSU	DNP													
at Samford	5	0-0	.000	0-0	.000	2-2	1.000	1-1	1	0	1	1	0	2
Liberty	DNP													
at Vanderbilt														
Lipscomb														
at ETSU														
Dalton State														
UT Martin														
SEMO														
at Murray State														
at SIUE														
at EIU														
Jax State														
TTU														
Murray State														
at TSU														
at Belmont														
EIU														
SIUE														
at Morehead St.														
EKU														
at SEMO														
at UT Martin														

### CAREER BESTS

<b>SCORING</b>	4.....vs. Oakland City (11/8/13)
<b>FGM</b>	1.....m.r. vs. Central Michigan (11/21/13)
<b>FG%</b>	1.000.....(1-1) vs. Southern Illinois (11/19/13)
<b>3FGM</b>	NA.....
<b>3FGA</b>	NA.....
<b>FTM</b>	4.....vs. Oakland City (11/8/13)
<b>FT%</b>	1.000.....(4-6) at Samford (12/7/13)
<b>REB</b>	5.....vs. Oakland City (11/8/13)
<b>AST</b>	1.....vs. Oakland City (11/8/13)
<b>STL</b>	2.....vs. Memphis (11/14/13)
<b>BLK</b>	2.....vs. Central Michigan (11/21/13)
<b>MIN</b>	12.....vs. Oakland City (11/8/13)

### 2013-14 SEASON BESTS

<b>SCORING</b>	.....same
<b>FGM</b>	.....same
<b>FG%</b>	.....same
<b>3FGM</b>	.....same
<b>3FGA</b>	.....same
<b>FTM</b>	.....same
<b>FT%</b>	.....same
<b>REB</b>	.....same
<b>AST</b>	.....same
<b>STL</b>	.....same
<b>BLK</b>	.....same
<b>MIN</b>	.....same

† - school record      ‡ - tied school record      m.r. - most recently





# JEREMY PURVIS

## 12

5-10 • 150 • Senior • Guard  
Clarksville, Tenn. (Jackson State CC)

### CAREER AUSTIN PEAY STATISTICS

Year	GP	GS	Min	Avg	FG	FGA	Pct	3G	3GA	Pct	FT	FTA	Pct	Off	Def	Tot	Avg	PF	FO	Ast	TO	Blk	Stl	Pts	Avg
2012-13	21	12	441	21.0	20	56	.357	15	38	.395	13	19	.684	4	35	39	1.9	23	0	48	23	3	19	68	3.2
TOTAL	21	12	441	21.0	20	56	.357	15	38	.395	13	19	.684	4	35	39	1.9	23	0	48	23	3	19	68	3.2

### 2013-14 HIGHLIGHTS AND NOTABLES

- Walk-on joined the squad Dec. 18, 2012 and moved into starting lineup, starting 12 of 21 contests.

### 2013-14 GAME-BY-GAME BREAKDOWN

Opponent	Min	FGM	Pct	3GM	Pct	FTM	Pct	Off-Tot	PF	A	TO	Blk	Stl	Pts
Oakland City	DNP													
at Memphis	DNP													
SIU	DNP													
at CMU	DNP													
CSN	DNP													
Montana State	DNP													
at YSU	DNP													
ETSU	DNP													
at Samford	DNP													
Liberty	DNP													
at Vanderbilt														
Lipscomb														
at ETSU														
Dalton State														
UT Martin														
SEMO														
at Murray State														
at SIUE														
at EIU														
Jax State														
TTU														
Murray State														
at TSU														
at Belmont														
EIU														
SIUE														
at Morehead St.														
EKU														
at SEMO														
at UT Martin														

### CAREER BESTS

SCORING	11..... at Eastern Illinois (2/14/13)
FGM	3..... m.r. at Eastern Illinois (2/14/13)
FG%	1.000..... (3-for-3) at Eastern Illinois (2/14/13)
3FGM	3..... vs. Utah Valley State (12/28/12)
3FGA	6..... vs. Utah Valley State (12/28/12)
FTM	4..... vs. SIU Edwardsville (1/17/13)
FT%	1.000..... (4-for-4) vs. SIU Edwardsville (1/17/13)
REB	5..... vs. Murray State (1/12/13)
AST	5..... vs. Lipscomb (12/18/12)
STL	3..... vs. SIU Edwardsville (1/17/13)
BLK	1..... m.r. at UT Martin (1/5/13)
MIN	41 .... at UT Martin (1/5/13)

### 2013-14 SEASON BESTS

SCORING	NA.....
FGM	NA.....
FG%	.NA.....
3FGM	NA.....
3FGA	NA.....
FTM	NA.....
FT%	NA.....
REB	NA.....
AST	NA.....
STL	NA.....
BLK	NA.....
MIN	NA.....

† - school record      ‡ - tied school record      m.r. - most recently



# DAMARIUS SMITH

## 22

**6-2 • 190 • Junior • Guard**  
**Clarksville, Tenn. (Vincennes CC)**

### CAREER AUSTIN PEAY STATISTICS

Year	GP	GS	Min	Avg	FG	FGA	Pct	3G	3GA	Pct	FT	FTA	Pct	Off	Def	Tot	Avg	PF	FO	Ast	TO	Blk	Stl	Pts	Avg
2013-14	10	6	306	30.6	31	60	.517	4	17	.235	21	38	.553	13	28	41	4.1	25	1	55	42	2	14	87	8.7
TOTAL	10	6	306	30.6	31	60	.517	4	17	.235	21	38	.553	13	28	41	4.1	25	1	55	42	2	14	87	8.7

### 2013-14 HIGHLIGHTS AND NOTABLES

- In first game, local product came off bench to score 9 points (4-6 FGs) and dish out 5 assists against Oakland City. Also had 2 steals.
- Came off bench to score 6 points and dish out 3 assists against Memphis.
- Scored 12 points against SIU, including season's first 2 three pointers. Started second half and played 30 minutes.
- Came off bench to score 9 points and dish out 3 assists vs. Central Michigan.
- Starting first game, tallied 11 points, including 4-6 FTs, while dishing out 4 assists in career-best 41 minutes against Cal State-Northridge
- Exploded for Gobs career-highs in points (16) and rebounds (9) against Montana State.
- Dished out 10 assists at Youngstown State, his first career double-digit assist effort.
- Team-high seven assists to go with seven points and five rebounds against East Tennessee State.
- Tied career high with 3 steals at Samford.
- Career-best 12 assists to go along with 5 points, 6 rebounds and 3 steals against Liberty.

### 2013-14 GAME-BY-GAME BREAKDOWN

Opponent	Min	FGM	Pct	3GM	Pct	FTM	Pct	Off-Tot	PF	A	TO	Blk	Stl	Pts
Oakland City	19	4-6	.667	0-1	.000	1-3	.333	2-3	0	5	4	0	2	9
at Memphis	19	3-6	.500	0-1	.000	0-0	.000	0-2	3	3	4	1	0	6
SIU	30	5-8	.625	2-3	.667	0-3	.000	1-4	1	2	6	0	1	12
at CMU	17	4-6	.667	0-0	.000	0-1	.000	1-1	3	3	1	0	0	9
CSN	41	3-5	.600	1-3	.333	4-6	.667	1-4	5	4	4	1	1	11
Montana State	37	4-7	.571	1-4	.250	7-12	.583	0-9	4	6	2	0	1	16
at YSU	35	3-4	.750	0-0	.000	0-0	.000	3-4	4	10	4	0	1	6
ETSU	38	2-4	.500	0-0	.000	3-6	.500	1-5	2	7	6	0	2	7
at Samford	33	1-6	.167	0-4	.000	4-5	.800	2-3	2	3	6	0	3	6
Liberty	37	2-8	.250	0-1	.000	1-2	.500	2-6	1	12	5	0	3	5
at Vanderbilt														
Lipscomb														
at ETSU														
Dalton State														
UT Martin														
SEMO														
at Murray State														
at SIUE														
at EIU														
Jax State														
TTU														
Murray State														
at TSU														
at Belmont														
EIU														
SIUE														
at Morehead St.														
EKU														
at SEMO														
at UT Martin														

### CAREER BESTS (\* - DENOTES FROM LIPSCOMB 2011-12 SEASON)

SCORING	16.....vs. Montana State (11/23/13)
FGM	5.....m.r. vs. Southern Illinois (11/19/13)
FG%	1.000.....(5-5) vs. Kennesaw State (12/3/11) *
3FGM	2.....vs. Southern Illinois (11/19/13)
3FGA	4.....m.r. at Samford (12/7/13)
FTM	7.....vs. Montana State (11/23/13)
FT%	1.000.....(2-2) m.r. vs. USC Upstate (2/18/12) *
REB	9.....vs. Montana State (11/23/13)
AST	12.....vs. Liberty 12/14/13)
STL	3.....m.r. vs. Liberty 12/14/13)
BLK	1.....m.r. vs. Cal State Northridge (11/22/13)
MIN	41.....vs. Cal State Northridge (11/22/13)

### 2013-14 SEASON BESTS

SCORING	.....same
FGM	.....same
FG%	.750.....at Youngstown State (11/30/13)
3FGM	.....same
3FGA	.....same
FTM	.....same
FT%	.800.....(4-5) at Samford (12/7/13)
REB	.....same
AST	.....same
STL	.....same
BLK	.....same
MIN	.....same

† - school record      ‡ - tied school record      m.r. - most recently



# WILL TRIGGS

**6-6 • 225 • Senior • Forward**

**Edwardsville, Ill. (Edwardsville HS)**

## CAREER AUSTIN PEAY STATISTICS

Year	GP	GS	Min	Avg	FG	FGA	Pct	3G	3GA	Pct	FT	FTA	Pct	Off	Def	Tot	Avg	PF	FO	Ast	TO	Blk	Stl	Pts	Avg
2010-11	34	10	562	16.5	80	160	.500	0	1	.000	59	92	.641	74	84	158	4.6	61	2	19	43	19	19	219	6.4
2011-12	31	9	648	20.9	67	141	.475	0	0	.000	57	104	.548	53	68	121	3.9	47	0	37	28	20	11	191	6.2
2012-13	30	29	874	29.1	141	261	.540	0	1	.000	84	151	.556	61	97	158	5.3	74	0	59	70	16	25	366	12.2
2013-14	10	10	300	30.0	35	63	.556	0	0	.000	42	60	.700	14	32	46	4.6	22	0	12	14	6	7	112	11.2
TOTAL	105	58	2384	22.7	323	625	.517	0	2	.000	242	407	.595	202	281	483	4.6	204	2	127	155	61	62	888	8.5

## 2013-14 HIGHLIGHTS AND NOTABLES

- Scored 10 points in opener while also grabbing 7 rebounds, including 5 on offensive glass, against Oakland City.
- Had 9 points against Memphis.
- Scored team-high 17 points vs. SIU, going 5-7 FG. Also was 7-8 at FT line.
- Scored 12 points on 5-7 FGs to go with 7 rebounds vs. Central Michigan.
- Garnered 17 points, including 7-8 FTs, against Cal State Northridge.
- Scored 12 points against Liberty, including 8-10 from the line.
- Consistent performer has scored no fewer than 8 points and no more than 17 in season's first 10 contests.

## 2013-14 GAME-BY-GAME BREAKDOWN

Opponent	Min	FGM	Pct	3GM	Pct	FTM	Pct	Off-Tot	PF	A	TO	Blk	Stl	Pts
Oakland City	19	4-5	.800	0-0	.000	2-7	.286	5-7	2	2	3	0	0	10
at Memphis	29	3-6	.500	0-0	.000	3-5	.600	0-3	2	1	2	2	1	9
SIU	34	5-7	.714	0-0	.000	7-8	.785	2-6	3	1	0	1	0	17
at CMU	30	5-7	.714	0-0	.000	2-2	1.000	1-7	2	0	2	0	0	12
CSN	31	5-9	.556	0-0	.000	7-8	.785	2-3	4	1	2	0	3	17
Montana State	34	2-7	.286	0-0	.000	5-8	.625	0-2	2	1	2	0	2	9
at YSU	34	4-8	.500	0-0	.000	1-3	.333	1-6	1	4	1	1	0	9
ETSU	33	3-4	.750	0-0	.000	2-3	.667	1-5	3	0	0	1	1	8
at Samford	28	2-6	.333	0-0	.000	5-6	.833	1-4	0	1	1	0	0	9
Liberty	28	2-4	.500	0-0	.000	8-10	.800	1-3	3	1	1	1	0	12
at Vanderbilt														
Lipscomb														
at ETSU														
Dalton State														
UT Martin														
SEMO														
at Murray State														
at SIUE														
at EIU														
Jax State														
TTU														
Murray State														
at TSU														
at Belmont														
EIU														
SIUE														
at Morehead St.														
EKU														
at SEMO														
at UT Martin														

## CAREER BESTS

SCORING	29..... at Southeast Missouri (1/3/13)
FGM	14..... at Southeast Missouri (1/3/13)
FG%	1.000..... (6-6) vs. Murray State (2/5/11)
3FGM	.....
3FGA	1..... vs. Oakland (11/27/10)
FTM	8..... m.r. vs. Liberty (12/14/13)
FT%	1.000..... (8-8) vs. DePaul (11/17/12)
REB	11..... m.r. at Southeast Missouri (1/3/13)
AST	5..... m.r. vs. Tennessee State (2/7/13)
STL	4..... vs. Tennessee State (2/7/13)
BLK	3..... m.r. vs. UT Martin (1/28/12)
MIN	43..... vs. Tennessee State (2/7/13)

## 2013-14 SEASON BESTS

SCORING	17..... m.r. vs. Cal State Northridge (11/22/13)
FGM	5..... m.r. vs. Cal State Northridge (11/22/13)
FG%	.800..... (4-5) vs. Oakland City (11/8/13)
3FGM	NA.....
3FGA	NA.....
FTM	.....same
FT%	.875..... (7-8) m.r. vs. Cal State Northridge (11/22/13)
REB	7..... m.r. vs. Central Michigan (11/21/13)
AST	4..... at Youngstown State (11/30/13)
STL	3..... vs. Cal State Northridge (11/22/13)
BLK	2..... vs. Memphis (11/14/13)
MIN	34..... vs. Southern Illinois (11/19/13)
† - school record      ‡ - tied school record      m.r. - most recently	



# ZAVION WILLIAMS

**5-10 • 170 • R-Sophomore • Guard**  
**Clarksville, Tenn. (Lipscomb/West Creek HS)**

## CAREER AUSTIN PEAY STATISTICS

Year	GP	GS	Min	Avg	FG	FGA	Pct	3G	3GA	Pct	FT	FTA	Pct	Off	Def	Tot	Avg	PF	FO	Ast	TO	Blk	Stl	Pts	Avg
2013-14	10	4	207	20.7	30	73	.411	5	20	.250	29	41	.707	4	14	18	1.8	25	0	27	27	1	16	94	9.4
TOTAL	10	4	207	20.7	30	73	.411	5	20	.250	29	41	.707	4	14	18	1.8	25	0	27	27	1	16	94	9.4

## 2013-14 HIGHLIGHTS AND NOTABLES

- After sitting out last season as transfer, got first taste of Govs basketball against Oakland City. Scored 8 points and dished out 3 assists in victory.
- Produced first APSU double-digit performance with 10 points against Memphis. Also had 4 assists and 3 steals.
- Tallied 10 points and dished out 3 assists vs. Central Michigan.
- Coming off the bench, scored career-high 21 points against Montana State, including an 11-for-14 outing from the free-throw line.
- Came off the bench to score 20 points at Youngstown State, hitting 8-for-11 from the floor and dishing out four assists.

## 2013-14 GAME-BY-GAME BREAKDOWN

Opponent	Min	FGM	Pct	3GM	Pct	FTM	Pct	Off-Tot	PF	A	TO	Blk	Stl	Pts
Oakland City	22	3-9	.333	0-1	.000	2-2	1.000	1-2	2	3	1	0	1	8
at Memphis	21	4-6	.667	0-0	.000	2-6	.333	0-2	3	4	4	0	3	10
SIU	14	1-5	.200	0-2	.000	3-4	.750	0-0	2	2	1	1	0	5
at CMU	17	4-10	.400	0-3	.000	2-3	.667	1-4	4	3	3	0	1	10
CSN	23	1-5	.200	1-2	.500	0-0	.000	0-1	1	2	5	0	0	3
Montana State	28	4-9	.444	2-2	1.000	11-14	.786	0-5	2	2	0	0	0	21
at YSU	32	8-11	.727	1-2	.500	3-4	.750	0-1	4	4	2	0	2	20
ETSU	22	2-9	.222	1-5	.200	2-3	.667	0-1	3	6	3	0	1	7
at Samford	22	2-7	.286	0-3	.000	4-4	1.000	2-3	3	3	3	0	5	8
Liberty	6	1-2	.500	0-0	.000	0-1	.000	0-0	1	0	2	0	1	2
at Vanderbilt														
Lipscomb														
at ETSU														
Dalton State														
UT Martin														
SEMO														
at Murray State														
at SIUE														
at EIU														
Jax State														
TTU														
Murray State														
at TSU														
at Belmont														
EIU														
SIUE														
at Morehead St.														
EKU														
at SEMO														
at UT Martin														

## CAREER BESTS (\* - DENOTES FROM 2011-12 SEASON AT LIPSCOMB)

<b>SCORING</b>	28.....vs. SIU Edwardsville (11/22/11) *
<b>FGM</b>	9.....vs. Gardner-Webb (11/13/11) *
<b>FG%</b>	.727.....(8-11) at Youngstown State (11/30/13)
<b>3FGM</b>	2.....m.r. vs. Montana State (11/23/13)
<b>3FGA</b>	5.....m.r. vs. East Tennessee State (12/4/13)
<b>FTM</b>	13.....vs. SIU Edwardsville (11/22/11) *
<b>FT%</b>	1.000.....(4-4) at Samford (12/7/13)
<b>REB</b>	8.....at East Tennessee State (1/21/12) *
<b>AST</b>	7.....vs. SIU Edwardsville (11/22/11) *
<b>STL</b>	6.....vs. Gardner-Webb (11/13/11) *
<b>BLK</b>	1.....m.r. vs. Southern Illinois (11/19/13)
<b>MIN</b>	34.....at Mercer (2/29/12) *

## 2013-14 SEASON BESTS

<b>SCORING</b>	21.....vs. Montana State (11/23/13)
<b>FGM</b>	8.....at Youngstown State (11/30/13)
<b>FG%</b>	.....same
<b>3FGM</b>	.....same
<b>3FGA</b>	.....same
<b>FTM</b>	11.....vs. Montana State (11/23/13)
<b>FT%</b>	.....same
<b>REB</b>	5.....vs. Montana State (11/23/13)
<b>AST</b>	6.....vs. East Tennessee State (12/4/13)
<b>STL</b>	5.....at Samford (12/7/13)
<b>BLK</b>	.....same
<b>MIN</b>	32.....at Youngstown State (11/30/13)

† - school record      ‡ - tied school record      m.r. - most recently



**AUSTIN PEAY MEN'S BASKETBALL**  
**Austin Peay Combined Team Statistics (as of Dec 14, 2013)**  
**All games**

RECORD:	OVERALL	HOME	AWAY	NEUTRAL
ALL GAMES	5-5	3-1	1-3	1-1
CONFERENCE	0-0	0-0	0-0	0-0
NON-CONFERENCE	5-5	3-1	1-3	1-1

#	Player	gp-gs	min	avg	Total		3-Point		F-Throw		Rebounds				pf	dq	a	to	blk	stl	pts	avg
					fg-fga	fg%	3fg-fga	3fg%	ft-fa	ft%	off	def	tot	avg								
04	BETRAN, Travis	10-10	307	30.7	42-121	.347	23-74	.311	32-38	.842	0	16	16	1.6	10	0	19	26	2	8	139	13.9
05	HORTON, Chris	10-10	293	29.3	52-89	.584	0-0	.000	29-43	.674	34	67	101	10.1	27	0	10	14	35	8	133	13.3
10	TRIGGS, Will	10-10	300	30.0	35-63	.556	0-0	.000	42-60	.700	14	32	46	4.6	22	0	12	14	6	7	112	11.2
02	WILLIAMS, Zavion	10-4	207	20.7	30-73	.411	5-20	.250	29-41	.707	4	14	18	1.8	25	0	27	27	1	16	94	9.4
22	SMITH, Damarius	10-6	306	30.6	31-60	.517	4-17	.235	21-38	.553	13	28	41	4.1	25	1	55	42	2	14	87	8.7
24	DYSON, Ed	10-10	215	21.5	31-57	.544	7-17	.412	10-15	.667	4	17	21	2.1	14	0	14	18	0	7	79	7.9
15	FREEMAN, Chris	10-0	111	11.1	18-32	.563	0-0	.000	6-11	.545	9	18	27	2.7	15	0	2	9	6	2	42	4.2
20	ARENTSEN, Cory	10-0	65	6.5	7-24	.292	7-23	.304	0-0	.000	1	9	10	1.0	7	0	2	2	1	1	21	2.1
21	HERRING, Preston	10-0	63	6.3	5-7	.714	0-0	.000	9-14	.643	4	8	12	1.2	7	0	3	1	6	1	19	1.9
23	MBOUP, Serigne	8-0	47	5.9	2-3	.667	0-0	.000	10-17	.588	5	4	9	1.1	7	0	1	6	5	3	14	1.8
01	GARMON, Fred	8-0	96	12.0	4-17	.235	2-11	.182	2-8	.250	0	3	3	0.4	11	0	8	5	0	9	12	1.5
11	GREER, Thomas	4-0	15	3.8	0-2	.000	0-1	.000	5-8	.625	0	0	0	0.0	3	0	0	1	0	1	5	1.3
Team											19	13	32				2					
Total.....		10	2025		257-548	.469	48-163	.294	195-293	.666	107	229	336	33.6	173	1	153	167	64	77	757	75.7
Opponents.....		10	2025		284-624	.455	70-196	.357	160-218	.734	138	239	377	37.7	226	-	167	157	30	85	798	79.8

TEAM STATISTICS	APSU	OPP	Date	Opponent	Score	Att.
SCORING	757	798	11/8/13	OAKLAND CITY	W 84-69	2105
Points per game	75.7	79.8	11/14/13	at Memphis	L 69-95	15785
Scoring margin	-4.1	-	11/19/13	SOUTHERN ILLINOIS	W 72-70	2505
FIELD GOALS-ATT	257-548	284-624	11-21-13	at Central Michigan	L 75-90	1252
Field goal pct	.469	.455	11-22-13	vs Cal-State Northridge	Lot 77-80	0
3 POINT FG-ATT	48-163	70-196	11-23-13	vs Montana State	W 78-72	0
3-point FG pct	.294	.357	11/30/13	at Youngstown State	W 88-86	1460
3-pt FG made per game	4.8	7.0	12/4/13	EAST TENNESSEE STATE	L 74-80	2273
FREE THROWS-ATT	195-293	160-218	12/07/13	at Samford	L 63-85	1096
Free throw pct	.666	.734	12/14/13	LIBERTY	W 77-71	2022
F-Throws made per game	19.5	16.0	* - Conference game			
REBOUNDS	336	377				
Rebounds per game	33.6	37.7				
Rebounding margin	-4.1	-				
ASSISTS	153	167				
Assists per game	15.3	16.7				
TURNOVERS	167	157				
Turnovers per game	16.7	15.7				
Turnover margin	-1.0	-				
Assist/turnover ratio	0.9	1.1				
STEALS	77	85				
Steals per game	7.7	8.5				
BLOCKS	64	30				
Blocks per game	6.4	3.0				
ATTENDANCE	8905	19593				
Home games-Avg/Game	4-2226	4-4898				
Neutral site-Avg/Game	-	2-0				

Score by Periods	1st	2nd	OT	Totals
Austin Peay	361	392	4	757
Opponents	386	405	7	798

AUSTIN PEAY MEN'S BASKETBALL  
Austin Peay Team Game-by-Game (as of Dec 14, 2013)  
All games

TEAM STATISTICS

Opponent	Date	Score		Total		3-Pointers		Free throws		Rebounds				pf	a	t/o	blk	stl	pts	avg
				fg-fga	pct	3fg-fga	pct	ft-fta	pct	off	def	tot	avg							
OAKLAND CITY	11/8/13	84-69	W	29-55	.527	6-18	.333	20-36	.556	16	30	46	46.0	14	20	17	4	8	84	84.0
at Memphis	11/14/13	69-95	L	29-63	.460	4-14	.286	7-19	.368	8	19	27	36.5	19	15	22	8	14	69	76.5
SOUTHERN ILLINOIS	11/19/13	72-70	W	23-52	.442	4-18	.222	22-33	.667	9	25	34	35.7	22	13	13	13	5	72	75.0
at Central Michigan	11-21-13	75-90	L	30-57	.526	7-18	.389	8-11	.727	10	23	33	35.0	19	12	18	8	5	75	75.0
vs Cal-State Northridge	11-22-13	77-80	Lot	21-54	.389	6-26	.231	29-37	.784	13	19	32	34.4	18	14	18	3	8	77	75.4
vs Montana State	11-23-13	78-72	W	24-48	.500	3-11	.273	27-42	.643	5	29	34	34.3	18	12	12	6	8	78	75.8
at Youngstown State	11/30/13	88-86	W	35-60	.583	4-10	.400	14-20	.700	9	22	31	33.9	20	20	16	5	5	88	77.6
EAST TENNESSEE STAT	12/4/13	74-80	L	25-54	.463	6-18	.333	18-25	.720	10	23	33	33.8	18	17	20	6	6	74	77.1
at Samford	12/07/13	63-85	L	16-57	.281	2-20	.100	29-37	.784	19	19	38	34.2	14	13	19	4	12	63	75.6
LIBERTY	12/14/13	77-71	W	25-48	.521	6-10	.600	21-33	.636	8	20	28	33.6	11	17	12	7	6	77	75.7
Austin Peay		757		257-548	.469	48-163	.294	195-293	.666	107	229	336	33.6	173	153	167	64	77	757	75.7
Opponents		798		284-624	.455	70-196	.357	160-218	.734	138	239	377	37.7	226	167	157	30	85	798	79.8

Games played: 10  
Points/game: 75.7  
FG Pct: 46.9  
3FG Pct: 29.4  
FT Pct: 66.6

Rebounds/game: 33.6  
Assists/game: 15.3  
Turnovers/game: 16.7  
Assist/turnover ratio: 0.9  
Steals/game: 7.7  
Blocks/game: 6.4

AUSTIN PEAY MEN'S BASKETBALL  
Austin Peay Opponent Game-by-Game (as of Dec 14, 2013)  
All games

OPPONENT STATISTICS

Opponent	Date	Score		Total		3-Pointers		Free throws		Rebounds				pf	a	t/o	blk	stl	pts	avg
				fg-fga	pct	3fg-fga	pct	ft-fta	pct	off	def	tot	avg							
OAKLAND CITY	11/8/13	84-69	W	25-61	.410	10-23	.435	9-17	.529	11	16	27	27.0	26	15	15	3	6	69	69.0
at Memphis	11/14/13	69-95	L	37-69	.536	4-13	.308	17-24	.708	16	34	50	38.5	20	23	21	4	15	95	82.0
SOUTHERN ILLINOIS	11/19/13	72-70	W	27-66	.409	2-10	.200	14-23	.609	19	29	48	41.7	27	11	15	2	5	70	78.0
at Central Michigan	11-21-13	75-90	L	29-69	.420	8-27	.296	24-26	.923	18	18	36	40.2	14	19	8	2	8	90	81.0
vs Cal-State Northridge	11-22-13	77-80	Lot	27-59	.458	5-11	.455	21-25	.840	15	21	36	39.4	28	15	19	3	11	80	80.8
vs Montana State	11-23-13	78-72	W	26-64	.406	8-23	.348	12-15	.800	11	27	38	39.2	29	9	16	2	4	72	79.3
at Youngstown State	11/30/13	88-86	W	27-59	.458	8-26	.308	24-30	.800	9	19	28	37.6	19	19	12	1	11	86	80.3
EAST TENNESSEE STAT	12/4/13	74-80	L	30-64	.469	7-22	.318	13-25	.520	16	25	41	38.0	19	17	16	4	9	80	80.2
at Samford	12/07/13	63-85	L	28-51	.549	13-22	.591	16-20	.800	8	28	36	37.8	24	25	20	7	11	85	80.8
LIBERTY	12/14/13	77-71	W	28-62	.452	5-19	.263	10-13	.769	15	22	37	37.7	20	14	15	2	5	71	79.8
Opponents		798		284-624	.455	70-196	.357	160-218	.734	138	239	377	37.7	226	167	157	30	85	798	79.8
Austin Peay		757		257-548	.469	48-163	.294	195-293	.666	107	229	336	33.6	173	153	167	64	77	757	75.7

Games played: 10  
Points/game: 79.8  
FG Pct: 45.5  
3FG Pct: 35.7  
FT Pct: 73.4

Rebounds/game: 37.7  
Assists/game: 16.7  
Turnovers/game: 15.7  
Assist/turnover ratio: 1.1  
Steals/game: 8.5  
Blocks/game: 3.0

AUSTIN PEAY MEN'S BASKETBALL  
Austin Peay Points-Rebounds-Assists (as of Dec 14, 2013)  
All games

Opponent	Date	Score		01 GARMON,FR	02 WILLIAMS,Z	04 BETRAN,TRA	05 HORTON,CH	10 TRIGGS,WIL	11 GREER,THO	15 FREEMAN,C	20 ARENTSEN,C	21 HERRING,PR	SMI
OCU	11/8/13	84-69	w	7-1-1	8-2-3	5-2-5	10-17-1	10-7-2	1-0-0	1-1-1	9-1-0	3-2-0	
at MEM	11/14/13	69-95	L	3-1-2	10-2-4	5-0-1	9-8-2	9-3-1	0-0-0	10-4-0	3-2-2	2-1-0	
SIU	11/19/13	72-70	w	0-0-2	5-0-2	16-1-2	6-10-1	17-6-1	DNP	8-5-0	0-1-0	0-1-0	
at CMU	11-21-13	75-90	L	0-1-0	10-3-3	16-0-2	8-7-2	12-7-0	0-0-0	6-7-1	9-3-0	0-0-0	
vs CSUN	11-22-13	77-80	L	0-0-0	3-1-2	17-2-2	15-10-0	17-3-1	DNP	1-3-0	0-1-0	4-0-2	1
vs MSU	11-23-13	78-72	w	0-0-2	21-5-0	0-0-1	23-9-0	9-2-1	DNP	4-0-0	0-0-0	2-3-0	1
at YSU	11/30/13	88-86	w	0-0-0	20-1-4	24-3-1	17-10-0	9-6-4	DNP	6-2-0	0-1-0	2-0-0	6
ETSU	12/4/13	74-80	L	DNP	7-1-6	20-3-1	13-9-1	8-5-0	DNP	0-0-0	0-0-0	4-3-1	
at SAM	12/07/13	63-85	L	2-0-1	8-3-3	13-2-3	11-10-2	9-4-1	4-0-0	2-3-0	0-1-0	2-2-0	
LIBERTY	12/14/13	77-71	w	DNP	2-0-0	23-3-1	21-11-1	12-3-1	DNP	4-2-0	0-0-0	0-0-0	5



AUSTIN PEAY MEN'S BASKETBALL  
Austin Peay Team High/Low Analysis (as of Dec 14, 2013)  
All games

Austin Peay - TEAM GAME HIGHS

POINTS	88		at Youngstown State (11/30/13)
	84		OAKLAND CITY (11/8/13)
	78		vs Montana State (11-23-13)
	77		LIBERTY (12/14/13)
	77		vs Cal-State Northridge (11-22-13)
FIELD GOALS MADE	35		at Youngstown State (11/30/13)
	30		at Central Michigan (11-21-13)
FIELD GOAL ATTEMPTS	63		at Memphis (11/14/13)
	60		at Youngstown State (11/30/13)
FIELD GOAL PERCENTAGE	.583	(35-60)	at Youngstown State (11/30/13)
	.527	(29-55)	OAKLAND CITY (11/8/13)
3 PT FIELD GOALS MADE	7		at Central Michigan (11-21-13)
	6		LIBERTY (12/14/13)
	6		EAST TENNESSEE STATE (12/4/13)
	6		vs Cal-State Northridge (11-22-13)
	6		OAKLAND CITY (11/8/13)
3 PT FG ATTEMPTS	26		vs Cal-State Northridge (11-22-13)
	20		at Samford (12/07/13)
3 PT FG PERCENTAGE	.600	(6-10)	LIBERTY (12/14/13)
	.400	(4-10)	at Youngstown State (11/30/13)
FREE THROWS MADE	29		at Samford (12/07/13)
	29		vs Cal-State Northridge (11-22-13)
FREE THROW ATTEMPTS	42		vs Montana State (11-23-13)
	37		at Samford (12/07/13)
	37		vs Cal-State Northridge (11-22-13)
FREE THROW PERCENTAGE	.784	(29-37)	at Samford (12/07/13)
	.784	(29-37)	vs Cal-State Northridge (11-22-13)
REBOUNDS	46		OAKLAND CITY (11/8/13)
	38		at Samford (12/07/13)
ASSISTS	20		at Youngstown State (11/30/13)
	20		OAKLAND CITY (11/8/13)
STEALS	14		at Memphis (11/14/13)
	12		at Samford (12/07/13)
BLOCKED SHOTS	13		SOUTHERN ILLINOIS (11/19/13)
	8		at Central Michigan (11-21-13)
	8		at Memphis (11/14/13)
TURNOVERS	22		at Memphis (11/14/13)
	20		EAST TENNESSEE STATE (12/4/13)
FOULS	22		SOUTHERN ILLINOIS (11/19/13)
	20		at Youngstown State (11/30/13)

AUSTIN PEAY MEN'S BASKETBALL  
Austin Peay High/Low Analysis (as of Dec 14, 2013)  
All games

Opponent - GAME HIGHS

POINTS	95		at Memphis (11/14/13)
	90		at Central Michigan (11-21-13)
	86		at Youngstown State (11/30/13)
	85		at Samford (12/07/13)
	80		EAST TENNESSEE STATE (12/4/13)
	80		vs Cal-State Northridge (11-22-13)
FIELD GOALS MADE	37		at Memphis (11/14/13)
	30		EAST TENNESSEE STATE (12/4/13)
FIELD GOAL ATTEMPTS	69		at Central Michigan (11-21-13)
	69		at Memphis (11/14/13)
FIELD GOAL PERCENTAGE	.549	(28-51)	at Samford (12/07/13)
	.536	(37-69)	at Memphis (11/14/13)
3 PT FIELD GOALS MADE	13		at Samford (12/07/13)
	10		OAKLAND CITY (11/8/13)
3 PT FG ATTEMPTS	27		at Central Michigan (11-21-13)
	26		at Youngstown State (11/30/13)
3 PT FG PERCENTAGE	.591	(13-22)	at Samford (12/07/13)
	.455	(5-11)	vs Cal-State Northridge (11-22-13)
FREE THROWS MADE	24		at Youngstown State (11/30/13)
	24		at Central Michigan (11-21-13)
FREE THROW ATTEMPTS	30		at Youngstown State (11/30/13)
	26		at Central Michigan (11-21-13)
FREE THROW PERCENTAGE	.923	(24-26)	at Central Michigan (11-21-13)
	.840	(21-25)	vs Cal-State Northridge (11-22-13)
REBOUNDS	50		at Memphis (11/14/13)
	48		SOUTHERN ILLINOIS (11/19/13)
ASSISTS	25		at Samford (12/07/13)
	23		at Memphis (11/14/13)
STEALS	15		at Memphis (11/14/13)
	11		at Samford (12/07/13)
	11		at Youngstown State (11/30/13)
	11		vs Cal-State Northridge (11-22-13)
BLOCKED SHOTS	7		at Samford (12/07/13)
	4		EAST TENNESSEE STATE (12/4/13)
	4		at Memphis (11/14/13)
TURNOVERS	21		at Memphis (11/14/13)
	20		at Samford (12/07/13)
FOULS	29		vs Montana State (11-23-13)
	28		vs Cal-State Northridge (11-22-13)

AUSTIN PEAY MEN'S BASKETBALL  
Austin Peay High/Low Analysis (as of Dec 14, 2013)  
All games

Austin Peay - GAME LOWS

POINTS	63		at Samford (12/07/13)
	69		at Memphis (11/14/13)
	72		SOUTHERN ILLINOIS (11/19/13)
	74		EAST TENNESSEE STATE (12/4/13)
	75		at Central Michigan (11-21-13)
FIELD GOALS MADE	16		at Samford (12/07/13)
	21		vs Cal-State Northridge (11-22-13)
FIELD GOAL ATTEMPTS	48		vs Montana State (11-23-13)
	48		LIBERTY (12/14/13)
FIELD GOAL PERCENTAGE	.281	(16-57)	at Samford (12/07/13)
	.389	(21-54)	vs Cal-State Northridge (11-22-13)
3 PT FIELD GOALS MADE	2		at Samford (12/07/13)
	3		vs Montana State (11-23-13)
3 PT FG ATTEMPTS	10		at Youngstown State (11/30/13)
	10		LIBERTY (12/14/13)
3 PT FG PERCENTAGE	.100	(2-20)	at Samford (12/07/13)
	.222	(4-18)	SOUTHERN ILLINOIS (11/19/13)
FREE THROWS MADE	7		at Memphis (11/14/13)
	8		at Central Michigan (11-21-13)
FREE THROW ATTEMPTS	11		at Central Michigan (11-21-13)
	19		at Memphis (11/14/13)
FREE THROW PERCENTAGE	.368	(7-19)	at Memphis (11/14/13)
	.556	(20-36)	OAKLAND CITY (11/8/13)
REBOUNDS	27		at Memphis (11/14/13)
	28		LIBERTY (12/14/13)
ASSISTS	12		at Central Michigan (11-21-13)
	12		vs Montana State (11-23-13)
STEALS	5		SOUTHERN ILLINOIS (11/19/13)
	5		at Central Michigan (11-21-13)
	5		at Youngstown State (11/30/13)
BLOCKED SHOTS	3		vs Cal-State Northridge (11-22-13)
	4		OAKLAND CITY (11/8/13)
	4		at Samford (12/07/13)
TURNOVERS	12		vs Montana State (11-23-13)
	12		LIBERTY (12/14/13)
FOULS	11		LIBERTY (12/14/13)
	14		OAKLAND CITY (11/8/13)
	14		at Samford (12/07/13)

AUSTIN PEAY MEN'S BASKETBALL  
Austin Peay High/Low Analysis (as of Dec 14, 2013)  
All games

Opponent - GAME LOWS

POINTS	69		OAKLAND CITY (11/8/13)
	70		SOUTHERN ILLINOIS (11/19/13)
	71		LIBERTY (12/14/13)
	72		vs Montana State (11-23-13)
	80		vs Cal-State Northridge (11-22-13)
	80		EAST TENNESSEE STATE (12/4/13)
FIELD GOALS MADE	25		OAKLAND CITY (11/8/13)
	26		vs Montana State (11-23-13)
FIELD GOAL ATTEMPTS	51		at Samford (12/07/13)
	59		vs Cal-State Northridge (11-22-13)
	59		at Youngstown State (11/30/13)
FIELD GOAL PERCENTAGE	.406	(26-64)	vs Montana State (11-23-13)
	.409	(27-66)	SOUTHERN ILLINOIS (11/19/13)
3 PT FIELD GOALS MADE	2		SOUTHERN ILLINOIS (11/19/13)
	4		at Memphis (11/14/13)
3 PT FG ATTEMPTS	10		SOUTHERN ILLINOIS (11/19/13)
	11		vs Cal-State Northridge (11-22-13)
3 PT FG PERCENTAGE	.200	(2-10)	SOUTHERN ILLINOIS (11/19/13)
	.263	(5-19)	LIBERTY (12/14/13)
FREE THROWS MADE	9		OAKLAND CITY (11/8/13)
	10		LIBERTY (12/14/13)
FREE THROW ATTEMPTS	13		LIBERTY (12/14/13)
	15		vs Montana State (11-23-13)
FREE THROW PERCENTAGE	.520	(13-25)	EAST TENNESSEE STATE (12/4/13)
	.529	(9-17)	OAKLAND CITY (11/8/13)
REBOUNDS	27		OAKLAND CITY (11/8/13)
	28		at Youngstown State (11/30/13)
ASSISTS	9		vs Montana State (11-23-13)
	11		SOUTHERN ILLINOIS (11/19/13)
STEALS	4		vs Montana State (11-23-13)
	5		SOUTHERN ILLINOIS (11/19/13)
	5		LIBERTY (12/14/13)
BLOCKED SHOTS	1		at Youngstown State (11/30/13)
	2		SOUTHERN ILLINOIS (11/19/13)
	2		at Central Michigan (11-21-13)
	2		vs Montana State (11-23-13)
	2		LIBERTY (12/14/13)
TURNOVERS	8		at Central Michigan (11-21-13)
	12		at Youngstown State (11/30/13)
FOULS	14		at Central Michigan (11-21-13)
	19		at Youngstown State (11/30/13)
	19		EAST TENNESSEE STATE (12/4/13)



AUSTIN PEAY MEN'S BASKETBALL  
Austin Peay Player High/Low Analysis (as of Dec 14, 2013)  
All games

Austin Peay - INDIVIDUAL GAME HIGHS

Points	24		BETRAN, Travis at Youngstown State (11/30/13)
	23		BETRAN, Travis vs Liberty (12/14/13)
	23		HORTON, Chris vs Montana State (11-23-13)
	21		HORTON, Chris vs Liberty (12/14/13)
	21		WILLIAMS, Zavion vs Montana State (11-23-13)
Field Goals Made	10		HORTON, Chris vs Montana State (11-23-13)
	8		HORTON, Chris vs Liberty (12/14/13)
	8		HORTON, Chris at Youngstown State (11/30/13)
	8		WILLIAMS, Zavion at Youngstown State (11/30/13)
Field Goal Att.	18		BETRAN, Travis vs Cal-State Northridge (11-22-13)
	17		BETRAN, Travis at Youngstown State (11/30/13)
FG Pct (min 5 made)	.800	(8-10)	HORTON, Chris vs Liberty (12/14/13)
	.727	(8-11)	HORTON, Chris at Youngstown State (11/30/13)
	.727	(8-11)	WILLIAMS, Zavion at Youngstown State (11/30/13)
3-Point FG Made	4		BETRAN, Travis vs Liberty (12/14/13)
	4		BETRAN, Travis vs East Tennessee State (12/4/13)
3-Point FG Att.	15		BETRAN, Travis vs Cal-State Northridge (11-22-13)
	10		BETRAN, Travis vs East Tennessee State (12/4/13)
3-Pt FG Pct (min 2 made)	1.000	(2-2)	DYSON, Ed vs Liberty (12/14/13)
	1.000	(2-2)	WILLIAMS, Zavion vs Montana State (11-23-13)
Free Throws Made	11		WILLIAMS, Zavion vs Montana State (11-23-13)
	8		TRIGGS, Will vs Liberty (12/14/13)
Free Throw Att.	14		WILLIAMS, Zavion vs Montana State (11-23-13)
	12		SMITH, Damarius vs Montana State (11-23-13)
FT Pct (min 3 made)	1.000	(7-7)	BETRAN, Travis at Youngstown State (11/30/13)
	1.000	(4-4)	WILLIAMS, Zavion at Samford (12/07/13)
	1.000	(4-4)	BETRAN, Travis vs East Tennessee State (12/4/13)
	1.000	(4-4)	HERRING, Preston vs Cal-State Northridge (11-22-13)
	1.000	(4-4)	BETRAN, Travis vs Cal-State Northridge (11-22-13)
	1.000	(3-3)	HORTON, Chris vs East Tennessee State (12/4/13)
Rebounds	17		HORTON, Chris vs Oakland City (11/8/13)
	11		HORTON, Chris vs Liberty (12/14/13)
Assists	12		SMITH, Damarius vs Liberty (12/14/13)
	10		SMITH, Damarius at Youngstown State (11/30/13)
Steals	5		WILLIAMS, Zavion at Samford (12/07/13)
	4		GARMON, Fred at Memphis (11/14/13)
Blocked Shots	7		HORTON, Chris vs Southern Illinois (11/19/13)
	5		HORTON, Chris at Memphis (11/14/13)
Turnovers	7		BETRAN, Travis vs East Tennessee State (12/4/13)
	6		SMITH, Damarius at Samford (12/07/13)
	6		SMITH, Damarius vs East Tennessee State (12/4/13)
	6		SMITH, Damarius vs Southern Illinois (11/19/13)
Fouls	5		SMITH, Damarius vs Cal-State Northridge (11-22-13)
	4		HORTON, Chris vs East Tennessee State (12/4/13)
	4		FREEMAN, Chris vs East Tennessee State (12/4/13)
	4		WILLIAMS, Zavion at Youngstown State (11/30/13)
	4		SMITH, Damarius at Youngstown State (11/30/13)
	4		SMITH, Damarius vs Montana State (11-23-13)
	4		HERRING, Preston vs Montana State (11-23-13)
	4		HORTON, Chris vs Cal-State Northridge (11-22-13)
	4		TRIGGS, Will vs Cal-State Northridge (11-22-13)
	4		WILLIAMS, Zavion at Central Michigan (11-21-13)
	4		MBOUP, Serigne at Central Michigan (11-21-13)

4	HORTON, Chris vs Southern Illinois (11/19/13)
4	FREEMAN, Chris vs Southern Illinois (11/19/13)
4	DYSON, Ed vs Southern Illinois (11/19/13)
4	HORTON, Chris at Memphis (11/14/13)

AUSTIN PEAY MEN'S BASKETBALL  
Austin Peay Opponent High/Low Analysis (as of Dec 14, 2013)  
All games

OPPONENT INDIVIDUAL GAME HIGHS

Points	32		PERRY, Kendrick at Youngstown State (11/30/13)
	29		Jackson, Desmar vs Southern Illinois (11/19/13)
	27		BURRUS, Antwan vs Liberty (12/14/13)
	24		Hicks, Stephan vs Cal-State Northridge (11-22-13)
	21		KELLY, Rajion at Samford (12/07/13)
Field Goals Made	12		Jackson, Desmar vs Southern Illinois (11/19/13)
	11		BURRUS, Antwan vs Liberty (12/14/13)
Field Goal Att.	21		Jackson, Desmar vs Southern Illinois (11/19/13)
	17		RILEY, Jalen vs East Tennessee State (12/4/13)
	17		PERRY, Kendrick at Youngstown State (11/30/13)
	17		Maxwell, Stephen vs Cal-State Northridge (11-22-13)
FG Pct (min 5 made)	.727	(8-11)	MERRIWEATHER, A.J. vs East Tennessee State (12/4/13)
	.714	(5-7)	HAIN, Bobby at Youngstown State (11/30/13)
	.714	(5-7)	DIXON JR., Michael at Memphis (11/14/13)
3-Point FG Made	5		KELLY, Rajion at Samford (12/07/13)
	4		WILLIAMS, Isaiah at Samford (12/07/13)
	4		WITTMER, Kendall vs Oakland City (11/8/13)
3-Point FG Att.	9		MARSHALL, Davon vs Liberty (12/14/13)
	9		RILEY, Jalen vs East Tennessee State (12/4/13)
	9		KEENE, Marcus at Youngstown State (11/30/13)
	9		PERRY, Kendrick at Youngstown State (11/30/13)
3-Pt FG Pct (min 2 made)	1.000	(2-2)	Drew, Landon vs Cal-State Northridge (11-22-13)
	.714	(5-7)	KELLY, Rajion at Samford (12/07/13)
Free Throws Made	13		PERRY, Kendrick at Youngstown State (11/30/13)
	12		Hicks, Stephan vs Cal-State Northridge (11-22-13)
Free Throw Att.	16		PERRY, Kendrick at Youngstown State (11/30/13)
	12		Hicks, Stephan vs Cal-State Northridge (11-22-13)
FT Pct (min 3 made)	1.000	(12-12)	Hicks, Stephan vs Cal-State Northridge (11-22-13)
	1.000	(7-7)	WEBER, Ryan at Youngstown State (11/30/13)
	1.000	(7-7)	FOWLER, Chris at Central Michigan (11-21-13)
	1.000	(6-6)	HIBBITTS, Blake at Central Michigan (11-21-13)
	1.000	(6-6)	JACKSON, Joe at Memphis (11/14/13)
	1.000	(4-4)	BURRUS, Antwan vs Liberty (12/14/13)
	1.000	(4-4)	Beane, Anthony vs Southern Illinois (11/19/13)
	1.000	(4-4)	DIXON JR., Michael at Memphis (11/14/13)
	1.000	(3-3)	SANDERS, John Caleb vs Liberty (12/14/13)
Rebounds	12		EGWUONWU, Paul vs Montana State (11-23-13)
	12		SIMMONS, Rayshawn at Central Michigan (11-21-13)
Assists	9		KEENE, Marcus at Youngstown State (11/30/13)
	8		KELLY, Rajion at Samford (12/07/13)
Steals	6		PERRY, Kendrick at Youngstown State (11/30/13)
	5		Greene, Josh vs Cal-State Northridge (11-22-13)
Blocked Shots	2		WILLIAMS, Tim at Samford (12/07/13)
	2		HARRIS, Hunter vs East Tennessee State (12/4/13)
	2		Hale-Emerson, Tre vs Cal-State Northridge (11-22-13)
	2		GOODWIN, Shaq at Memphis (11/14/13)
	2		MORTON, Brandon vs Oakland City (11/8/13)
Turnovers	6		Jackson, Desmar vs Southern Illinois (11/19/13)
	5		GADSDEN-GILLIARD, K. vs East Tennessee State (12/4/13)
	5		DAVIS, Flavien vs Montana State (11-23-13)
	5		GOODWIN, Shaq at Memphis (11/14/13)
Fouls	5		SMITH, Andrew vs Liberty (12/14/13)
	5		BRADLEY, Michael at Samford (12/07/13)

5	PODERIS, Lukas vs East Tennessee State (12/4/13)
5	HARRIS, Hunter vs East Tennessee State (12/4/13)
5	NORMAN, Eric vs Montana State (11-23-13)
5	Williams, Trevone vs Cal-State Northridge (11-22-13)
5	Maxwell, Stephen vs Cal-State Northridge (11-22-13)
5	Jackson, Desmar vs Southern Illinois (11/19/13)
5	DULIN, Byron vs Oakland City (11/8/13)