

GAME INFORMATION

LOCATION.....DAYTON, OHIO
SITE.....UD ARENA
(13,455)
TV.....TWC SPORTSCHANNEL
(Dwight Burgess and Tony White)
RADIO.....NEWSTALK 1290 WHIO
(Larry Hansgen & Bucky Bockhorn)
SERIES HISTORY.....Vanderbilt Leads 4-1

Live Video, Stats and Audio stream:
DaytonFlyers.com

2016-17 SCHEDULE

Date	Opponent	Time/Result
November		
Fri. 4	FINDLAY (EXH)	W, 76-69
Fri. 11	AUSTIN PEAY	W, 96-68
Tue. 15	@ Alabama	W, 77-72
Sat. 19	SAINT MARY'S	L, 61-57
Thr. 24	vs. Nebraska ^	L, 80-78
Fri. 25	vs. Portland ^	W, 84-74
Sun. 27	vs. New Mexico ^	W, 64-57

December		
Sat. 3	WINTHROP	W, 83-67
Tue. 6	SAINT JOSEPH'S COLLEGE	W, 91-59
Sat. 10	EAST TENNESSEE STATE	W, 75-61
Sat. 17	vs. Northwestern &	L, 67-64
Wed. 21	VANDERBILT	7 p.m.
Fri. 23	VMI	7 p.m.
Fri. 30	LA SALLE *	6 p.m.

January		
Tue. 3	@ St. Bonaventure *	8 p.m.
Fri. 6	RHODE ISLAND *	7 p.m.
Wed. 11	@ Massachusetts *	7 p.m.
Sat. 14	@ Duquesne *	12 p.m.
Thr. 19	RICHMOND *	7 p.m.
Sun. 22	SAINT LOUIS *	2 p.m.
Fri. 27	@ VCU *	9 p.m.
Tue. 31	@ Fordham *	9 p.m.

February		
Sat. 4	DUQUESNE *	12:30 p.m.
Tue. 7	SAINT JOSEPH'S *	8 p.m.
Fri. 10	@ Rhode Island *	7 p.m.
Tue. 14	@ Saint Louis *	8 p.m.
Sat. 18	ST. BONAVENTURE *	2 p.m.
Tue. 21	GEORGE MASON *	7 p.m.
Fri. 24	@ Davidson *	9 p.m.

March		
Wed. 1	VCU *	8 p.m.
Sat. 4	@ George Washington *	8 p.m.
8-12	A-10 Championship #	TBA

All Times Eastern & Subject To Change
Home Games in CAPS at UD Arena

EXH - Exhibition Game
* - Atlantic 10 Conference Game
^ - DIRECTV Wooden Legacy
& - State Farm Chicago Legends
- Held at PPG Paints Arena in Pittsburgh

FACEBOOK: GoDaytonHoops
TWITTER: @DaytonMBB #TrueTeam

ONLINE: DaytonFlyers.com
For the most complete and comprehensive coverage of the Flyers, visit DaytonFlyers.com.

DAYTON VS. VANDERBILT

Wednesday, December 21, 2016 • UD Arena



DAYTON FLYERS
2016-17 record: 7-3
Home record: 4-1
Head Coach: Archie Miller



VANDERBILT COMMODORES
2016-17 record: 6-5
Road record: 0-1
Head Coach: Bryce Drew

THE STARTING FIVE

1. POWER UP: The Flyers have won 14 of the last 17 against SEC opponents, including the last five. Dayton is 31-13 in the last 10 years against programs from the ACC, Big 12, Big Ten, SEC and Pac-12 Conferences. UD went 4-1 last year against the power five with wins over Arkansas, Vanderbilt, Alabama and Iowa. Since 2013-14, coach Archie Miller's record against power five schools is 15-7 (.682 win percentage).

2. 000H 000H SCOOCHE: Scoochie Smith continues to move up the charts and potentially join an elite class of UD greats. He ranks 47th at Dayton in scoring with 991 points and is 11th in assists with 390. Only six other Flyers in the program's history have reached the 1,000 point, 400 assist club. Against Northwestern, Smith had a career-high six steals to go with a team-high 18 points.

3. CHARLES IN CHARGE: Charles Cooke, a Jerry West Award and Lute Olson Award Watch List player, continues to sizzle for Dayton. Cooke has scored in double figures in 15 straight games dating back to last season. He leads Dayton in scoring (19.2), field goals (62), 3-point field goals (18) free throws (50) and minutes (31.7). Cooke also leads the Flyers with four games scoring 20 points or more.

4. DELIGHTFUL DECEMBER: The month of December has been kind to the Flyers. In the Archie Miller era, Dayton is 28-9 in December (.757). Over the previous 10 seasons, the Flyers are 59-14 (.808) in December. UD has won 11 of the last 13 games in December. Another December detail, the Flyers have had a winning record in December for 18 consecutive seasons.

5. THE BIG THREE: The senior class of Kyle Davis, Scoochie Smith and Kendall Pollard are on pace to be the winningest class in UD history. The trio has 85 victories in their first 116 games, three wins ahead of the pace of the Class of 2011 (Chris Wright, Devin Searcy, Peter Zesterman and Logan Nourse). The Class of 2011 finished with 97 wins.

Up Next: The Flyers close the non-conference portion of the schedule hosting the VMI Keydets on Friday, December 23 at 7 p.m. ET.

PROBABLE STARTERS

Pos.	No.	Name	PPG	RPG	APG	MISC
G	3	Kyle Davis (Sr., 6-0, Chicago, Ill.)	7.7	3.5	2.5	.556 FG%, 20 steals
G	4	Charles Cooke (R-Sr., 6-5, Trenton, N.J.)	19.2	5.3	2.3	10 blocks, 11 steals
G	11	Scoochie Smith (Sr., 6-2, Bronx, N.Y.)	14.4	3.0	3.6	21 steals, .733 FT%
F	25	Kendall Pollard (Sr., 6-6, Chicago, Ill.)	11.3	5.5	1.5	.515 FG%, 4 blocks
F	33	Ryan Mikesell (So., 6-7, St. Henry, Ohio)	6.2	4.0	1.1	4 steals, 6 blocks

OFF THE BENCH

Pos.	No.	Name	PPG	RPG	APG	MISC
F	0	Josh Cunningham (R-So., 6-7, Chicago, Ill.)	12.5	4.5	0.0	Injured, out until March
G	1	Darrell Davis (Jr., 6-5, Detroit, Mich.)	4.5	2.4	0.3	.360 3-pt FG%, 4 steals
F	2	Sam Miller (So., 6-9, Arlington, Va.)	8.0	4.1	0.8	.451 FG%, .455 3-pt FG%
F	10	Jack Parsley (Jr., 6-5, Granville, Ohio)	0.0	0.0	0.0	2 minutes
F	12	Trey Landers (Fr., 6-4, Dayton, Ohio)	2.3	1.3	0.3	.667 FG%, 2 steals
G	14	Jeremiah Bonsu (Sr., 5-11, Pickerington, Ohio)	0.0	0.0	0.0	2 minutes
G	15	John Crosby (So., 6-2, Baltimore, Md.)	2.5	2.6	1.1	5 steals, 1.8 a/t ratio
F	20	Xeyrius Williams (So., 6-8, Huber Heights, Ohio)	7.2	3.9	1.4	14 blocks, 7 steals
G	23	Jack Westerfield (So., 6-1, Cincinnati, Ohio)	0.0	0.0	0.0	2 minutes
F	24	Adam Goines (Fr., 6-3, Cincinnati, Ohio)	--	--	--	Walk on
G	44	Joey Gruden (Sr., 6-2, Leesburg, Va.)	0.5	0.5	0.0	3 minutes
F	51	Ben Kanieski (Jr., 6-5, Brecksville, Ohio)	--	--	--	Walk on
F	--	Kostas Antetokounmpo (Fr., 6-10, Athens, Greece)	--	--	--	2016-17 academic redshirt

UNIVERSITY INFORMATION

University of Dayton
 300 College Park
 Location - Dayton, Ohio
 Founded - 1850
 Undergraduate Enrollment - 8,000
 Nickname - Flyers
 School Colors - Red (PMS 200) & Blue (PMS 655)
 Affiliation - NCAA Division I
 Conference - Atlantic 10
 President - Dr. Eric Spina
 Vice President/Director of Athletics - Neil Sullivan
 Ticket Office Phone - (937) 229-4433
 Website - DaytonFlyers.com
 Twitter - @DaytonMBB

HEAD COACH ARCHIE MILLER

Seasons - 6th at Dayton/6th Overall
 Overall Record - 122-58
 Record at Dayton - Same
 Atlantic 10 Record - 53-31

UD ARENA

Opened - 1969
 Seasons - 46
 Capacity - 13,455
 Student Section - Red Scare
 Overall Record at UD Arena - 598-203
 UD Arena Record Under Miller - 74-16

ALL-TIME RECORDS

109th Season
 Years 1903 - Present
 Overall Record: 1,594-1,081 (.596)
 Atlantic 10 Record: 195-144
 NCAA Tournament Record - 19-18
 NIT Record - 40-22

NCAA TOURNAMENT HISTORY

Appearances (17): 1952, 1965, 1966, 1967, 1969, 1970, 1974, 1984, 1985, 1990, 2000, 2002, 2004, 2009, 2014, 2015, 2016
 National Finalist: 1967
 Final Four: 1967
 Regional Final (Elite 8): 1967, 1984, 2014
 Regional Semifinal (Sweet 16): 1967, 1974, 1984, 2014

NIT HISTORY

Appearances (24): 1951, 1952, 1954, 1955, 1956, 1957, 1958, 1960, 1961, 1962, 1968, 1971, 1978, 1979, 1981, 1982, 1986, 1998, 2001, 2002, 2008, 2010, 2011, 2012
 Championships: 1962, 1968, 2010
 Runner-Up: 1951, 1952, 1955, 1956, 1958

PRONUNCIATION GUIDE

14 Jeremiah BONN-soo
 4 Charles COOK
 13 Coh-stas Anh-teh-toe-KUHN-po
 20 Xeryrius (rhymes with "Serious") Williams
 33 Ryan Mike-SELL
 51 - Ben Kan-ESS-Key

2016-17 Dayton Flyers Roster

No.	Name	Pos.	Yr.	Ht.	Wt.	Hometown (High School)
0	Josh Cunningham	F	R-So.	6-7	225	Chicago, Ill. / Morgan Park
1	Darrell Davis	G	Jr.	6-5	174	Detroit, Mich. / Frederick Douglass
2	Sam Miller	F	So.	6-9	238	Arlington, Va. / Gonzaga College HS
3	Kyle Davis	G	Sr.	6-0	175	Chicago, Ill. / Morgan Park
4	Charles Cooke	G	R-Sr.	6-5	196	Trenton, N.J. / Trenton Catholic Academy
10	Jack Parsley	F	Jr.	6-5	225	Granville, Ohio / Granville
11	Scoochie Smith	G	Sr.	6-2	185	Bronx, N.Y. / Putnam Science Academy
12	Trey Landers	G	Fr.	6-4	219	Dayton, Ohio / Wayne
14	Jeremiah Bonsu	G	Sr.	5-11	162	Pickerington Ohio/Pickerington North
15	John Crosby	G	So.	6-2	194	Baltimore, Md. / New Hampton School
20	Xeryrius Williams	F	So.	6-8	210	Springfield, Ohio / Huber Heights Wayne
23	Jack Westerfield	G	So.	6-1	185	Cincinnati, Ohio / St. Xavier
24	Adam Goines	G	Fr.	6-3	193	Cincinnati, Ohio / Walnut Hills
25	Kendall Pollard	F	Sr.	6-6	242	Chicago, Ill. / Simeon Career Academy
33	Ryan Mikesell	F	So.	6-7	210	St. Henry, Ohio / St. Henry
44	Joey Gruden	G	Sr.	6-2	172	Leesburg, Va. / Sycamore
51	Ben Kanieski	G	Fr.	6-3	196	Brecksville, Ohio / Walsh Jesuit
--	Kostas Antetokounmpo	C	Fr.	6-10	190	Athens, Greece / Dominican

Head Coach - Archie Miller (NC State '02 - Sixth Season at UD and overall as head coach - 122-58)
 Assistant Coach - Kevin Kuwik (Notre Dame '96 - Sixth Season at UD)
 Assistant Coach - Allen Griffin (Syracuse '01 - Sixth Season at UD)
 Assistant Coach - Tom Ostrom (Minnesota '97 - Sixth Season at UD)
 Director of Men's Basketball Operations - Bill Comar (Kenyon '93 - 10th Season at UD)
 Athletic Trainer - Mike Mulcahey ATC, LAT, CSCS (Xavier '96 - Fourth Season at UD)

FLYERS RETURN HOME TO FACE VANDERBILT

• Another key non-conference showdown will take place as the University of Dayton Flyers host the Vanderbilt Commodores on Wednesday at 7 p.m. ET.
 • The game will be carried by Time Warner Cable SportsChannel and is available with live streaming video, audio and stats at DaytonFlyers.com.

ABOUT VANDERBILT

• The Vanderbilt Commodores, 6-5 overall, have one of the best three-point shooting teams in the country, converting 9.5 shots per game.
 • The Commodores are led by the four-headed monster of Matthew Fisher-Davis (15.0 ppg), Luke Kornet (13.1 ppg), Jeff Roberson (11.1 ppg) and Riley Lachance (9.5 ppg).

SERIES STUFF

• Vanderbilt leads the series 4-1.
 • Last year the Flyers upset Vanderbilt in Nashville, 72-67 behind 20 points from Kendall Pollard.

CONQUERING GOLIATH

• UD has been powerful against the power conferences. Dayton is 31-14 in the last 10 years against the power five programs.
 • The Flyers are 1-2 this season over power five schools with a win at Alabama.
 • UD went 4-1 in 2015-16 against power five schools after wins over No. 21/16 Vanderbilt, Alabama, Arkansas and Iowa.
 • Dayton's 31 victories have come against Ole Miss (five times), Alabama (four times), Georgia Tech (three times), Boston College and Auburn (twice), Arkansas, Vanderbilt, Texas A&M, Stanford, Syracuse, Ohio State, California, North Carolina, Minnesota, Illinois, Louisville, West Virginia, Wake Forest, Iowa and Pittsburgh once.
 • Dayton has won 14 of the last 17, including four straight, versus SEC opponents.

SUPERIOR SENIORS

• The senior class of Kyle Davis, Scoochie Smith and Kendall Pollard are on pace to be the winningest class in UD history.
 • The trio has 85 victories in their first 116 games, three wins ahead of the pace of the Class of 2011 (Chris Wright, Devin Searcy, Peter Zesterman and Logan Nourse).
 • The Class of 2011 finished with 97 wins.

#TRENDING

• Charles Cooke is the only Flyer to have scored in double figures in every game this season.
 • The Flyers have won 14 of their last 16 when Kyle Davis scores in double figures.
 • Kyle Davis is 26 of 35 inside the arc this season (.742).
 • Xeryrius Williams the past six games is averaging 9.2 points and 1.8 blocks, while shooting .525 from the field.
 • Sam Miller the last four games is 9 of 11 from the free throw line (.818) and averaging 7.0 points.
 • When Ryan Mikesell shoots 50 percent or better from the floor, UD is 4-0 this season.
 • Dayton is 7-0 this year shooting 40 percent or better from the floor.
 • UD is third in the Atlantic 10 in both scoring offense (76.9 ppg) and scoring defense (66.6).
 • UD has 24 blocks the previous three games.
 • The Flyers are 36-1 when limiting opponents to 60 points or less in the last five seasons.
 • UD has won 29 straight games when scoring 80-plus points.
 • Dayton has won 27 of the last 31 games when three or more players score in double figures.
 • Dayton has hit at least one 3-point shot in 282 straight games.
 • The Flyers' three losses are by a combined nine points to a ranked team and two Big Ten teams. In all three games, UD came back from double-digit deficits (20 points, 14 points and 23 points) to take the game to the wire.

UD’S RECORD IN 2016-17

Controlling the tip.....	2-1
Scoring first.....	3-0
Leading at the half.....	6-0
Trailing at the half.....	1-3
Tied at the half.....	0-0
Leading with 5:00 left.....	6-0
Trailing with 5:00 left.....	0-3
Tied with 5:00 left.....	1-0
In Overtime.....	0-0
Game decided by 1-5 points.....	1-3
Game decided by 6-10 points.....	2-0
Game decided by 11-15 points.....	1-0
Game decided by 16-plus points.....	3-0
Against ranked opponents.....	0-1
Against non-ranked opponents.....	6-1

REBOUNDING

UD out-rebounds opponent.....	4-1
UD is out-rebounded.....	2-2
Rebounds are even.....	1-0

TURNOVERS

UD forces more turnovers.....	5-3
UD commits more turnovers.....	0-0
Turnovers are equal.....	2-0

FIELD GOALS

UD shoots 50% or better.....	6-0
UD shoots 40 - 49%.....	1-0
UD shoots 40% or below.....	0-3

THREE-POINTERS

UD shoots 50% or better.....	1-0
UD shoots 40-49%.....	2-1
UD shoots 30-40%.....	1-1
UD shoots below 30%.....	3-1

FREE THROW SHOOTING

Shoot 70% or better.....	1-3
Shoot 60 - 70%.....	6-0
Shoot less than 60%.....	0-0

OFFENSE

UD scores less than 60 points.....	0-1
UD scores 60-69 points.....	1-1
UD scores 70-79 points.....	2-1
UD scores 80 or more.....	4-0

DEFENSE

UD allows less than 60 pts.....	2-0
UD allows 60-69 points.....	3-2
UD allows 70-79 points.....	2-0
UD allows 80 plus points.....	0-1

BENCH SCORING

UD bench out-scores opponent.....	5-1
Opponent out-scores UD bench.....	2-2
Bench Scoring is Even	0-0

DOUBLE FIGURE SCORING

0 scores in double figures.....	0-0
1 scores in double figures.....	0-0
2 score in double figures.....	1-2
3 score in double figures.....	1-0
4 score in double figures.....	3-1
5+ in double figures.....	2-0

MONTHS OF THE YEAR

November.....	4-2
December.....	3-1
January.....	0-0
February.....	0-0
March.....	0-0

DAYS OF THE WEEK

Saturday.....	2-2
Sunday.....	1-0
Tuesday.....	2-0
Wednesday.....	0-0
Thursday.....	0-1
Friday.....	2-0

UNIFORMS

White.....	5-2
Red.....	1-1
Blue.....	1-0
Gray.....	0-0

BY HOOK OR BY COOKE

- Charles Cooke is on the Watch List for the Naismith Hall of Fame's Jerry West Shooting Guard of the Year Award and the Lute Olson Award Preseason Watch List.
- Cooke was also named to the preseason All-Atlantic 10 First Team and All-Defensive Team.
- Last year he was selected to the All-Atlantic 10 First Team and All-Defensive Team in 2015-16.
- Cooke joined the 1,000 point club in his collegiate career in 2015-16. He played at Dayton (680 points) and James Madison (613 points).
- He led all scorers with 31 points to go with four rebounds and three assists versus Austin Peay.
- Cooke tallied his second double-double as a Flyer with 19 points and 10 rebounds at Alabama.
- He recorded 19 points and seven rebounds versus No. 17 Saint Mary's.
- Cooke scored 17 against Nebraska.
- Battling foul trouble in the second half, Cooke still led UD with 20 points against Portland.
- Cooke registered 12 points, six rebounds and five assists in the New Mexico win.
- He recorded 20 points on 9 of 18 shooting from the floor to go with six boards versus Winthrop.
- Cooke had 18 points and four assists versus Saint Joseph's College.
- He led all scorers with 24 points (on 9 of 17 shooting) to go with eight rebounds and four blocks against East Tennessee State.
- Cooke had 12 points and three assists versus Northwestern.

JUST A SCOOCCH

- Scoochie Smith continues to move up the charts. He ranks 49th at Dayton in scoring with 973 points and is 11th in assists with 388.
- Smith was named to the preseason All-Atlantic 10 Second Team.
- He will serve as a co-captain for the 2016-17 campaign. This is his third year as a captain and the first three-year captain in Dayton history.
- On his birthday, he added 11 points and six assists versus Austin Peay.
- Smith led all scorers with 20 points at Alabama.
- He added 16 points on 6 of 11 shooting from the floor versus No. 17 Saint Mary's.
- Smith registered 13 points against Nebraska.
- He was 6 of 9 from the floor to finish with 17 points and seven assists against Portland.
- Smith scored 12 points versus New Mexico.
- He was 7 of 10 from the field to finish with 15 points against Winthrop.
- Smith scored 13 versus Saint Joseph's College.
- He scored a game-high 18 points to go with a career-best six steals against Northwestern.

POWERFUL POLLARD

- Kendall Pollard, the 2014-15 Atlantic 10 Most Improved Player, returned to action after missing the first six games with a deep thigh bruise.
- He tallied 12 points and five rebounds versus Winthrop.
- Pollard scored 14 versus Saint Joseph's College.
- He registered his first double-double of the year with a 12-point, 12-rebound effort versus East Tennessee State.
- Pollard added seven points and three steals against Northwestern.

DENIAL BY KYLE

- Kyle Davis was named to the 2016 preseason Atlantic 10 All-Defensive Team.
- Davis will serve as a co-captain for the 2016-17 campaign. This is his second year as a captain.
- He broke out of an offensive slump with seven points versus Nebraska.
- He scored 14 against Portland thanks to 6 of 9 shooting from the field.
- Davis added 12 points on 5 of 8 shooting to go with three steals versus New Mexico.
- He filled the stat sheet with 11 points, six rebounds, five assists and three steals against Winthrop.
- Davis had 18 points on 8 of 9 shooting from the floor to go with four steals against Saint Joseph's College.

DYNAMITE DAVIS

- Darrell Davis is one of the top shooters in the Atlantic 10 after leading the conference in 3-point field goal percentage (.452) his freshman year.
- He finished his sophomore season averaging 5.8 points, 2.4 rebounds and 1.3 assists.
- Davis scored 17 points on 6-of-12 shooting from the field versus Austin Peay. His 17 points vs. APSU were his most since his December of his freshman season.

FLYIN' RYAN

- Ryan Mikesell added 12 points and five rebounds at Alabama.
- Mikesell chipped in with six points and six rebounds against No. 17 Saint Mary's.
- He had nine points and five boards versus Nebraska.
- Mikesell tallied seven points and five rebounds against New Mexico.
- He enjoyed one of the best opening nights as a Flyer freshman with 21 points, eight rebounds and four assists without a turnover against Southeast Missouri in 2015-16.
- For his efforts, he was named the Atlantic 10 Rookie of the Week on Nov. 16, 2015.

MILLER THE THRILLER

- CBS Sports' Jon Rothstein listed Sam Miller as one of his 20 under-the-radar breakout players for 2016-17.
- Miller opened the season with 10 points and six rebounds versus Austin Peay.
- In his first start of the year, Miller registered eight points and five rebounds against No. 17 Saint Mary's.
- He scored 11 points versus Nebraska.
- Miller was 4 of 7 from the floor and finished with 10 points versus Portland.
- He added eight points and six boards versus Winthrop.
- Miller tallied nine points and five rebounds against Northwestern.

BIG WILLIE STYLE

- Xeyrius Williams will be counted upon in an expanded role this season.
- Williams registered career highs with 15 points and nine rebounds against Nebraska.
- He followed that up with 14 points and five boards versus Portland.
- Williams scored nine against New Mexico.
- He had nine points and three blocks versus Winthrop.
- Williams had eight points and five blocks (1 shy of the school record in a game) versus Saint Joseph's College.
- He averaged 2.1 points and 1.7 rebounds per game in 26 contests as a freshman.

HEAD COACH ARCHIE MILLER

In just five years as the University of Dayton's men's basketball coach, Ryan "Archie" Miller has gone from being one of the top young assistant coaches in the country to be one of the handful of coaches known across the nation with just the mention of one word. "Bo." "Shaka." "Roy." "Thad." And "Archie."

Archie Miller was named the Flyer coach in April 2011. His five-year record includes four trips to the post season, three trips to the NCAA tournament and an Elite Eight in 2014.

With three NCAA wins in 2014 and another two in 2015, Dayton is one of 18 teams to have five NCAA tournament wins in the last three years.

After an unexpected Elite Eight run in the 2014 NCAA tournament, the 36-year-old Miller had to replace three starters and four seniors from that team. Despite having a depleted roster that featured just six players who were recruited to Dayton and no active player taller than 6-foot-6, Miller led his Flyers to a 27-9 overall record and to the third round of the 2015 NCAA tournament.

Following the 2015-16 campaign, the University upgraded and extended Miller's contract through the 2022-23 basketball season. He is a two-time finalist for the Jim Phelan National Coach of the Year Award (2015 & 2016) and was a semifinalist for the Naismith Coach of the Year in 2015.

Miller came to UD from Arizona in 2011. He helped the Wildcats to a 30-8 season that ended with an Elite Eight berth.

There are currently four brother coaching combinations in Division I: the Drews-Bryce (Vanderbilt) & Scott (Baylor); the Hurleys-Bobby (Arizona State) & Dan (Rhode Island); the Jones-Joe (Boston U.) & James (Yale); and the Millers-Archie (Dayton) & Sean (Arizona).

Archie and Sean both played high school basketball for their father John at Blackhawk High School. John was one of the country's top coaches when he retired in 2005, with 657 wins in a 35-year coaching career. Archie, Sean and their sister Lisa all played Division I college basketball.

The 19th coach ever at Dayton, Miller is just the sixth Flyer coach in the last 66 years.

Year	School	Record	Pct.
2011-12	Dayton	20-13	.606
2012-13	Dayton	17-14	.548
2013-14	Dayton	26-11	.703
2014-15	Dayton	27-9	.788
2015-16	Dayton	25-8	.757
2016-17	Dayton	7-3	.700
Totals		121-58	.675



CROSBY, STILLS & DASH

- A Second Team All-Baltimore Metro choice as a high school senior at Baltimore Polytechnic Institute, guard John Crosby nearly averaged a triple-double in 2013-14.
- Crosby as a freshman saw action in 32 games for the Flyers and finished the season averaging 2.4 points and 0.9 assists per game.
- Crosby posted six points and two assists versus Nebraska.
- He had a career-high six rebounds versus Winthrop.
- Crosby added seven points and five boards versus Saint Joseph's College.
- He scored seven points and had two steals versus East Tennessee State.

SERVING TREY

- Trey Landers, a 6-foot-5 guard from Huber Heights, Ohio, joins the Dayton roster after playing on Wayne High School's 2015 Ohio Division I state championship team.
- As a senior, he averaged 16.4 points, 7.3 rebounds and 3.5 assists for Wayne.
- Landers converted both field goal attempts to finish with four points versus Austin Peay.
- He had five points and two steals against Saint Joseph's College.

CUNNINGHAM OUT FOR THREE MONTHS

- Redshirt sophomore Josh Cunningham underwent surgery Nov. 18 to repair a torn ligament in his left ankle and is expected to miss approximately three months.
- In two games this season, he averaged 12.5 points and 4.5 rebounds, while making 10 of 12 field goals
- Cunningham, a 6-foot-7, 225-pound forward from Chicago, is a transfer to Dayton from Bradley.
- Cunningham was a Top-100 prospect (No. 98 on the ESPN Top 100) coming out of high school.
- CBS Sports writer Jon Rothstein listed Cunningham as one of the top transfers in the 2016-17 season.
- He was voted as a co-captain for the 2016-17 campaign before ever playing a game at Dayton.
- Cunningham added 13 points and six boards versus Austin Peay.
- He added 12 points (all in the second half) on 5 of 6 shooting from the floor at Alabama.

ANTETOKOUNMPO TO SIT OUT 2016-17 SEASON

- The University of Dayton announced in October that freshman basketball player Kostas Antetokounmpo will sit out the 2016-17 season.
- The 6-foot-10 forward from Athens, Greece is prohibited from practicing with the team during the first semester after being ruled as a partial qualifier by the NCAA.
- Antetokounmpo will retain four years of eligibility, beginning with next season.
- Antetokounmpo is a 2016 graduate of Dominican High School in Whitefish Bay, Wisc., a suburb of Milwaukee.

DAYTON SIGNS OUTSTANDING RECRUITING CLASS

- Archie Miller on Nov. 9 announced the signing of four top high school players to letters of intent: 6-foot-4 guard Jordan Davis of Irmo, S.C., 7-foot center Jordan Pierce of Scotch Plains, N.J., 6-foot guard McKinley Wright from Champlain, Minn. and 6-foot-5 guard Nahziah Carter from Rochester, N.Y.
- The new recruits also had scholarship offers from schools in the ACC, Big Ten, Big XII and Big East, among others.

2016 PRESEASON AWARDS

PRESEASON POLL

1. DAYTON (16).....	374
2. Rhode Island (12).....	370
3. VCU	340
4. Davidson.....	302
5. St. Bonaventure	246
6. Richmond.....	236
7. La Salle	234
8. George Washington	195
9. Saint Joseph's	161
10. Massachusetts	147
11. Fordham.....	124
12. George Mason	83
13. Duquesne.....	73
14. Saint Louis.....	55

FIRST TEAM

Jaylen Adams, St. Bonaventure
Tyler Cavanaugh, George Washington
TJ Cline, Richmond
Charles Cooke, Dayton
Jack Gibbs, Davidson

SECOND TEAM

Mo Alie-Cox, VCU
Hassan Martin, Rhode Island
E.C. Matthews, Rhode Island
Scoochie Smith, Dayton
Jordan Price, La Salle

THIRD TEAM

Peyton Aldridge, Davidson
Joseph Chartouny, Fordham
Donte Clark, Massachusetts
ShawnDre' Jones, Richmond
JeQuan Lewis, VCU

ALL-DEFENSIVE TEAM

Mo Alie-Cox, VCU
Charles Cooke, Dayton
Kyle Davis, Dayton
JeQuan Lewis, VCU
Hassan Martin, Rhode Island



FLYER STREAKS

Overall - Lost 1
Unranked Teams - Lost 1
Ranked Teams - Lost 1
Home - Won 3
Home Atlantic 10 - Won 1
Home Non-conference - Won 3
Home Unranked Non-Conf - Won 7
Home Ranked Teams - Lost 2
Home Unranked Teams - Won 5
Road - Won 3
Road Atlantic 10 - Won 2
Road Non-conference - Won 2
Road Unranked Non-Conf - Won 1
Road Ranked Teams - Won 3
Road Unranked Teams - Won 3
Neutral - Lost 1
Neutral Ranked Teams - Lost 4
Neutral Unranked Teams - Lost 1

AP Top 25 Poll

Team	W-L	Votes
1 Villanova (56)	11-0	1,614
2 UCLA (3)	12-0	1,514
3 Kansas	10-1	1,450
4 Baylor (6)	11-0	1,439
5 Duke	10-1	1,385
6 Kentucky	10-1	1,337
7 Gonzaga	11-0	1,211
8 North Carolina	10-2	1,170
9 Creighton	11-0	1,058
10 Louisville	10-1	1,044
11 West Virginia	9-1	937
12 Virginia	9-1	886
13 Butler	10-1	821
14 Wisconsin	10-2	781
15 Purdue	9-2	754
16 Indiana	8-2	719
17 Xavier	9-2	542
18 Arizona	10-2	501
19 Saint Mary's	8-1	389
20 Oregon	10-2	299
21 Florida State	11-1	290
22 South Carolina	9-1	218
23 USC	10-0	212
24 Cincinnati	9-2	202
25 Notre Dame	9-2	188

Others receiving votes: Florida 48, Virginia Tech 40, Maryland 27, Seton Hall 15, Oklahoma State 8, Valparaiso 7, Minnesota 6, Miami 5, Northwestern 4, Clemson 1, Iowa State 1, Kansas State 1, Loyola (CHI) 1

USA Today Coaches Poll

Team	W-L	Votes
1 Villanova (28)	11-0	796
2 UCLA (2)	12-0	755
3 Kansas (1)	10-1	712
4 Duke (1)	10-1	688
5 Kentucky	10-1	667
6 Baylor	11-0	658
7 Gonzaga	11-0	611
8 North Carolina	10-2	563
9 Creighton	11-0	539
10 Virginia	9-1	476
11 Louisville	10-1	469
12 West Virginia	9-1	460
13 Butler	10-1	388
14 Wisconsin	10-2	366
15 Purdue	9-2	337
16 Indiana	8-2	319
17 Xavier	9-2	295
18 Arizona	10-2	229
19 Saint Mary's	8-1	197
20 South Carolina	9-1	180
21 Oregon	10-2	145
22 Florida State	11-1	111
23 Cincinnati	9-2	108
24 Notre Dame	9-2	92
25 USC	10-0	88

Others receiving votes: Florida 30, Oklahoma State 21, Maryland 20, Arkansas 15, Miami 13, Virginia Tech 8, California 7, Middle Tennessee 7, Wichita State 7, Seton Hall 7, TCU 6, Texas Tech 3, Nevada 2, Colorado 2, Michigan State 1, Minnesota 1, Valparaiso 1

DAYTON AMONG TOP GSR SCORES FOR 12TH STRAIGHT YEAR

- The NCAA Graduation Success Rate (GSR) report on Division I student-athletes released placed UD in familiar territory - among the top schools in graduating its student-athletes.
- Dayton has posted a 95 percent GSR for the last three consecutive years; it's the department's second-highest rate since the inception of the GSR reporting system in 2005.
- UD ranks tied for 26th in the NCAA.
- Dayton is one of three schools in the Atlantic 10 with a perfect 100 GSR in men's basketball, and has had a perfect GSR for the past six cohorts.

SURGING SOPHOMORES

- The active sophomore class of Xeyrius Williams, Sam Miller, Ryan Mikesell and John Crosby continue to make rapid strides.
- Xeyrius Williams continues to be a force off the bench averaging more than six points, two rebounds and a block per game better than his freshman season.
- Mikesell has started every game this season and more than doubled his scoring average from a year ago (3.0 to 6.2 ppg).
- Miller has also increased his scoring and rebounding averages. He leads the Flyers shooting .455 from three-point range.
- Crosby has also been solid for UD with a 1.8 assist-to-turnover ratio from the point guard spot.

REFLECTING ON THE LIFE OF STEVE McELVENE

- Not long into the off-season, the Dayton men's basketball program suffered a tragic loss when redshirt freshman center Steve McElvene died unexpectedly on May 12, at home near Fort Wayne, Ind.
- The 6-foot-11 McElvene played one season for the Flyers, setting a single-season record with 55 blocked shots. He also averaged 6.1 points and 5.6 rebounds.
- "Big Steve" had a big personality to go along with his big physical presence, and was a popular figure on campus and in his hometown. He spent the afternoon before his death speaking to classes at his high school alma mater, New Haven High School.
- Steve and his family were honored in pregame ceremonies before Dayton's opener.

UD TO RETURN TO THE CHARLESTON CLASSIC IN 2017

- The Gildan Charleston Classic set the eight-team field for the 2017 tournament to be held Thursday, Friday and Sunday, Nov. 16, 17 and 19, at TD Arena in Charleston, S.C.
- The field will include Auburn, Clemson, Dayton, Hofstra, Indiana State, Old Dominion, Ohio and Temple.
- Dayton last played in the Charleston Classic in 2012 earning a 5th-place finish after defeating Boston College and Auburn.

ALMOST FAMOUS

- The Dayton current and future roster possesses numerous celebrity connections in sports and entertainment.
- Nahziah Carter, the fourth member of the class of 2017, is the nephew of hip hop mogul Jay Z.
- Joey Gruden's father, Jay, is the head coach of the Washington Redskins. His uncle is former Flyer football player and Super Bowl winning head coach Jon Gruden.
- Kostas Antetokounmpo's brother, Giannis, is a rising star for the Milwaukee Bucks. His other brother, Thanasis, played for the New York Knicks in 2015-16.
- John Crosby's cousin is Los Angeles Rams receiver, Tavon Austin.

CHARTING THE FLYERS

CAREER GAMES PLAYED			
	Games	Starts	Cons.
Scoochie Smith	115	78	78
Kyle Davis	113	78	78
Kendall Pollard	103	56	2
Darrell Davis	77	2	0
Charles Cooke	41	40	20
John Crosby	40	0	0
Sam Miller	35	7	0
Xeyrius Williams	33	1	0
Ryan Mikesell	31	10	10
Joey Gruden	12	0	0
Trey Landers	4	0	0
Jack Westerfield	3	0	0
Josh Cunningham	2	2	2
Jeremiah Bonsu	2	0	0
Jack Parsley	2	0	0

DOUBLE-DIGIT SCORING GAMES

	Career	"16-17	Cons.
Scoochie Smith	45	9	1
Kendall Pollard	41	3	0
Charles Cooke	34	10	15
Kyle Davis	26	3	0
Darrell Davis	13	1	0
Sam Miller	4	3	0
Xeyrius Williams	2	2	0
John Crosby	2	0	0
Josh Cunningham	2	2	2
Ryan Mikesell	2	1	0

20-POINT SCORING GAMES

	Career	"16-17	Cons.
Charles Cooke	16	4	0
Kendall Pollard	7	0	0
Scoochie Smith	3	1	0
Ryan Mikesell	1	0	0

DOUBLE-DIGIT REBOUNDING GAMES

	Career	"16-17	Cons.
Kendall Pollard	4	1	0
Charles Cooke	2	1	0

DOUBLE-DOUBLES

	Career	"16-17	Cons.
Charles Cooke	2	1	0
Kendall Pollard	2	1	0
Scoochie Smith	1	0	0

2016-17 LINEUP RECORD

K Davis, Smith, Cooke, Mikesell, Miller.....3-2
K Davis, Smith, Cooke, Mikesell, Cunningham...2-0
K Davis, Smith, Cooke, Mikesell, Williams.....1-0
K Davis, Smith, Cooke, Mikesell, Pollard.....1-1

YEAR-BY-YEAR NON-CONFERENCE

A look at the Dayton Flyers' non-conference records since joining the Atlantic 10 Conference.

Year	Record	Win %
1995-96	9-3	.750
1996-97	6-3	.667
1997-98	8-5	.615
1998-99	5-5	.500
1999-00	10-2	.833
2000-01	9-4	.692
2001-02	8-3	.727
2002-03	8-3	.727
2003-04	10-3	.769
2004-05	7-4	.636
2005-06	8-6	.571
2006-07	10-3	.769
2007-08	12-1	.923
2008-09	14-1	.933
2009-10	11-3	.785
2010-11	12-3	.800
2011-12	10-4	.846
2012-13	010-4	.714
2013-14	12-3	.800
2014-15	10-2	.833
2015-16	10-2	.833
2016-17	7-3	.700
Totals	206-70	.746

DAYTON EXTENDS & UPGRADES MILLER'S CONTRACT

- Terms of the contract were not disclosed, but it includes increased compensation and extends Archie Miller's contract through 2023.
- The terms of the agreement reflect the program's national level of performance and the University's commitment to compete in the marketplace with the nation's best.

HOME GAMES BROADCAST IN MANDARIN

- For the second straight year, the Dayton Flyers are audio broadcasting men's basketball home games in Mandarin Chinese.
- Mandarin is the most widely spoken language in China.
- University of Dayton students will be the announcers for the free broadcasts on a rotating basis.
- The announcers are all full-time University of Dayton students, whose majors range from Electro-Optics Engineering to Financial Mathematics.

NCAA.COM PUTS UD NO. 1 FOR THE BEST TRAVELING FANS

- With a passionate, knowledgeable and loyal fan base, the University of Dayton Flyer Faithful are known around the world for generating one of the best homecourt atmospheres in college basketball. Turns out the Flyer Faithful is pretty tough on the road too.
- On Nov. 2, Dayton was ranked No. 1 by NCAA.com's "High Five" for having the best traveling fan base in college sports.



TOP TIER TELEVISION EXPOSURE

- For the second consecutive year, every Dayton regular season game will be televised during the 2016-17 season.
- UD will play a school-record 22 contests on national television in 2016-17, one more than last year's total.
- Dayton will play nine games on the ESPN family of networks and CBS Sports Network, two on NBC Sports Network, two on the American Sports Network and one on the Big Ten Network.
- Regionally, a total of at least five games will air on Time Warner Cable SportsChannel in Ohio and three on FOX Sports Ohio.

BEST IN NCAA ATTENDANCE

- Dayton ranked 25th nationally in average attendance in 2015-16.
- UD's average crowd of 12,942 fans a game is the second-best in school history.
- Dayton finished in the Top 30 in men's basketball attendance for the 19th straight season.
- This is the 19th consecutive year with an average attendance of 12,000 or more fans.
- Since UD Arena opened in 1969, Dayton has been in the NCAA's Top 35 in attendance every season.

100-PLUS SELLOUTS AT UD ARENA

- UD Arena has 113 sellouts in its 47-year history, including the exhibition game this season versus Findlay.
- Last year the Flyers sold out six contests: (Arkansas, Saint Louis, La Salle, St. Bonaventure, Rhode Island and VCU).
- The record for sellouts is eight in the Arena's first season (1969-70).

250 AND COUNTING

- Dayton's game versus George Mason on Feb. 25, 2015 marked the 250th consecutive UD regular season home game with an attendance of at least 11,000 fans.
- The Flyers now have 273 straight.

THE 99 PERCENT

- In the last 17 years, 99% of UD's home games have drawn at least 10,000 (511 of 514), including the last 310 regular season games.

THE MADNESS STARTS HERE

- UD Arena is the all-time leader with 113 NCAA Tournament games hosted.
- That is 30 more than the original home of the NCAA Tournament, Kansas City's Municipal Auditorium.
- Since the NCAA Tournament expanded to 64 teams in 1985, Dayton has hosted the event 20 times.
- The University of Dayton is riding a 16-year streak, including four years (2001, 2006, 2009, 2013) in which it hosted the tournament's opening round game(s) and the next two rounds.

DAYTON'S NBA LINEAGE CONTINUES

- Flyer alum Brian Roberts (Charlotte Hornets), is representing Dayton during the 2016-17 NBA season.
- Roberts is one of the 19 former Flyers who have played in the NBA.

DID YOU KNOW?

- UD won more games than any other school in both the 1950s and 60s. UD won 435 games between 1950 and 1969 and ranks among the top teams in Division I history.
- The Flyers' .763 (228-71) winning percentage in the 1950s ranks fifth in the decade. Their .729 (207-77) winning percentage ranks eighth in the 1960s.

POWER PLAYERS

The University of Dayton loves playing against the Power Five conferences. Dayton is 31-12 in the last 10 years against programs from the ACC, Big 12, Big Ten, SEC and Pac 12 Conferences.

2016-17 (1-1)

W, at Alabama - 77-72
L, vs. Nebraska - 80-78
L, vs. Northwestern - 67-64

2015-16 (4-1)

W, vs. Alabama - 80-48
W, vs. Iowa - 82-77
W, at Vanderbilt - 72-67
W, vs. Arkansas - 85-80
L, vs. Syracuse - 70-51

2014-15 (4-2)

W, vs. Texas A&M - 55-53
W, vs. Boston College - 65-53
L, at Arkansas - 69-55
W, vs. Georgia Tech - 75-61
W, vs. Ole Miss - 78-74
L, vs. Oklahoma - 72-66

2013-14 (6-3)

W, at Georgia Tech - 82-72
L, vs. Baylor - 67-66
W, vs. California - 82-64
L, vs. USC - 79-76
W, at Mississippi - 83-80
W, vs. Ohio State - 60-59
W, vs. Syracuse - 55-53
W, vs. Stanford - 82-72
L, vs. Florida - 62-52

2012-13 (3-2)

L, vs. Colorado - 67-57
W, vs. Boston College - 87-71
W, vs. Auburn - 73-63
W, at Alabama - 81-76
L, at USC - 63-61

2011-12 (4-1)

W, vs. Wake Forest - 80-76
W, vs. Minnesota - 86-70
W, vs. Alabama - 74-62
W, vs. Mississippi - 62-50
L, at Iowa - 84-75

2010-11 (1-0)

W, at Mississippi - 78-71

2009-10 (4-1)

W, vs. Georgia Tech - 63-59
L, vs. Kansas State - 83-75
W, at Illinois - 77-71
W, vs. Mississippi - 68-63
W, vs. North Carolina - 79-69

2008-09 (2-1)

W, vs. Auburn - 60-59
W, vs. West Virginia - 68-60
L, vs. Kansas - 60-43

2007-08 (2-1)

W, at Louisville - 70-65
W, vs. Pittsburgh - 80-55
L, at Ohio State - 74-63

THE LAST TIME...

A FLYER SCORED 50 POINTS IN A GAME
Donald Smith scored 52 @ Loyola (2/3/73)

A FLYER SCORED 40 POINTS IN A GAME
Negele Knight scored 42 @ Detroit Mercy (2/24/90)

A FLYER SCORED 30 POINTS IN A GAME
Charles Cooke scored 31 points vs. Austin Peay (11/11/16)

A FLYER SCORED 25 POINTS IN A GAME
Charles Cooke scored 31 points vs. Austin Peay (11/11/16)

A FLYER GRABBED 25 REBOUNDS IN A GAME
George Jackson grabbed 25 vs. Tampa (2/24/71)

A FLYER GRABBED 20 REBOUNDS IN A GAME
Chris Johnson grabbed 20 rebounds vs. Duquesne (1/9/10)

A FLYER GRABBED 15 REBOUNDS IN A GAME
Steve McElvene grabbed 16 rebounds vs. North Florida (12/5/15)

A FLYER RECORDED A DOUBLE-DOUBLE
Kendall Pollard tallied 12 points and 12 rebounds versus East Tennessee State (11/15/16)

A FLYER SCORED 20 POINTS AND GRABBED 20 REBOUNDS IN A GAME
Chris Johnson scored 26 points and grabbed 20 rebounds vs. Duquesne (1/9/10)

A FLYER HAD 10 ASSISTS IN A GAME
Scoochie Smith had 11 assists vs. Saint Joseph's (3/12/16)

A FLYER WAS 10-10 FROM THE FIELD IN A GAME
Mike Kanieski was 10-10 vs. Hofstra (12/29/81)

A FLYER WAS 10-10 FROM THE LINE IN A GAME
Brian Roberts was 12-12 vs. Loyola, MD (12/22/07)

A FLYER WAS 15-15 FROM THE LINE IN A GAME
Edwin Young was 18-18 vs. Northeastern Louisiana (12/18/97)

THE LAST TIME...

THE FLYERS WON BY 30 POINTS
Dayton beat Saint Joseph's College, 91-59 (12/6/16)

THE FLYERS WON BY 40 POINTS
Dayton beat UIC, 75-34 (11/29/14)

THE FLYERS WON BY 50 POINTS
Dayton beat Prairie View 110-52, (12/29/97)

THE FLYERS LOST BY 30 POINTS
Cincinnati beat Dayton, 68-34 (11/27/10)

THE FLYERS LOST BY 40 POINTS
Cincinnati beat Dayton, 116-63 (2/12/95)

THE FLYERS LOST BY 50 POINTS
Cincinnati beat Dayton, 116-63 (2/12/95)

THE FLYERS SCORED 100 POINTS AND LOST
Southern beat Dayton, 116-112 (12/15/90)

THE FLYERS SHOT 70 PERCENT FROM THE FIELD
Dayton shot .775 (31-40) vs. Southern (3/1/86)

THE FLYERS SHOT 65 PERCENT FROM THE FIELD
Dayton shot .661 (41-62) vs. Xavier (3/3/90)

THE FLYERS SHOT 100 PERCENT FROM THE LINE (Minimum 10 FTA)
Dayton shot 1.000 (11-11) vs. Charlotte (1/7/06)

THE FLYERS SHOT LOWER THAN 30 PERCENT FROM THE FIELD
Dayton shot .246 (15-57) at Saint Louis (2/4/12)

THE FLYERS SHOT LOWER THAN 25 PERCENT FROM THE FIELD
Dayton shot .246 (15-57) at Saint Louis (2/4/12)

THE FLYERS MADE NO 3'S IN A GAME
Dayton went 0-11 at Saint Louis (1/22/09)

LAST TIME UD SCORED 80+ POINTS
Dayton 91, Saint Joseph's College (12/6/16)

LAST TIME UD ALLOWED 80+ POINTS
Nebraska 80, Dayton 78 (11/25/16)







LAST TIME UD SCORED 90+ POINTS
Dayton 91, Saint Joseph's College (12/6/16)

LAST TIME UD ALLOWED 90+ POINTS
Xavier 90, Dayton 61 (11/29/15)







THE FLYERS SCORED 100 POINTS IN A GAME
Dayton beat Fordham, 101-77 (2/1/15)

THE FLYERS ALLOWED 100 POINTS IN A GAME
George Washington beat Dayton, 100-90 (3/4/99)

PLAYER NOTES

<p>#0 - JOSH CUNNINGHAM • 6-7 / R-Sophomore / Forward / Chicago, IL</p> <ul style="list-style-type: none"> • Underwent surgery Nov. 18 to repair a torn ligament in his left ankle and is expected to miss approximately three months. • Top-100 prospect (No. 98 on the ESPN Top 100). • Transfer from Bradley, had to redshirt the 2015-16 season due to NCAA underclass transfer restrictions. Will have three seasons of eligibility for the Flyers. • At Bradley, Cunningham averaged 7.9 points and led team in rebounding (7.5). • Voted a 2016-17 team captain along with Kyle Davis and Scoochie Smith. • In his Flyer debut, he recorded 13 points versus Austin Peay. • Scored 12 points at Alabama, but suffered a leg injury in the closing seconds. 	
<p>#1 - DARRELL DAVIS • 6-5 / Junior / Guard / Detroit, MI</p> <ul style="list-style-type: none"> • Davis tallied 17 points versus Austin Peay in the home opener. • Last year he hit the game-winning three with 21 seconds left at Rhode Island. • He opened the 2015-16 season with 15 points and eight rebounds versus SEMO. • Scored 15 points on 5-of-7 shooting from 3-point range against Oklahoma in the 2015 NCAA Third Round. • Davis was named the AP Class B Player of the Year, Class B All-State, and finished 5th in Mr. Basketball for Michigan. 	
<p>#2 - SAM MILLER • 6-9 / Sophomore / Forward / Arlington, VA</p> <ul style="list-style-type: none"> • Opened the 2016-17 year with 10 points against Austin Peay. • In his first start of the year, he had eight points and five boards vs. No. 17 Saint Mary's. • Tallied 10 points against Portland at the Wooden Legacy. • First Team All-Conference in high school. • Averaged 13.9 points, 8.0 rebounds, 2.2 blocks, and 2.0 assists, and 1.5 steals (2015). • Led team to a Washington Catholic Athletic Conference (WCAC) championship. • WCAC is regarded as one of the most competitive prep basketball leagues in the nation. 	
<p>#3 - KYLE DAVIS • 6-0 / Senior / Guard / Chicago, IL</p> <ul style="list-style-type: none"> • Voted a 2016-17 team captain along with Josh Cunningham and Scoochie Smith. • Named to the 2016 Atlantic 10 preseason All-Defensive Team. • Scored 14 points on 6 of 9 shooting versus Portland at the Wooden Legacy. • Added 12 points and three steals against New Mexico at the Wooden Legacy. • Both Rivals and Scout.com rated him a "four-star" recruit, and Rivals considered him the 114th best player and 26th best point guard in the nation in the class of 2013. • Davis is a two-time winner of Dayton's Best Defender Award. 	
<p>#4 - CHARLES COOKE • 6-4 / RS-Senior / Guard / Trenton, NJ</p> <ul style="list-style-type: none"> • Named an Atlantic 10 First Team and All-Defensive Team selection in 2016. • 2016 Naismith Hall of Fame's Jerry West Shooting Guard of the Year Award Watch List. • 2016 Lute Olson Award Watch List for the best player in college basketball. • Led all scorers with 31 points versus Austin Peay in the 2016-17 opener. • Registered a double-double with 19 points and 10 rebounds at Alabama. • Selected to the 2016-17 preseason All-Atlantic 10 First Team and All-Defensive Team. • Earned an NABC First Team All-District 4 selection in 2015-16. • Sat out the 2014-15 season after transferring from James Madison. 	
<p>#11 - SCOOCHE SMITH • 6-2 / Senior / Guard / New York, NY</p> <ul style="list-style-type: none"> • Voted a 2016-17 team captain along with Josh Cunningham and Kyle Davis. • Selected to the 2016-17 preseason All-Atlantic 10 Second Team. • Led UD with 18 points and six steals versus Northwestern. • On his birthday, he scored 11 points and had six assists versus Austin Peay. • Led all scorers with 20 points at Alabama. • Atlantic 10 Player of the Week (March 7, 2016) and NCAA.com Player of the Week (March 8, 2016). • A native of the Bronx, Smith was ranked the 106th prospect in the nation by Rivals. 	

PLAYER NOTES

<p>#12 - TREY LANDERS • 6-4 / Freshman / Guard / Dayton, OH</p> <ul style="list-style-type: none"> • First Team All-Ohio as a senior. • Averaged 16.4 points, 7.3 rebounds and 3.5 assists • Played for Wayne High School in the Dayton suburb of Huber Heights • Wayne finished the regular season undefeated and ranked No. 1 in Ohio. • One of six Flyers to win a state championship in high school • His brother Robert plays football at Ohio State 	
<p>#15 - JOHN CROSBY • 6-2 / Sophomore / Guard / Baltimore, MD</p> <ul style="list-style-type: none"> • Recorded six rebounds against Winthrop. • Averaged 13.3 points, 4.3 rebounds, and 3.6 assists per game at the New Hampton School and averaged nearly a triple-double at Baltimore Polytechnic Institute as a senior in 2013-14. • Gnerre Basketball Award winner (given annually to the player who best exemplifies the competitive spirit and class on and off the court). • Los Angeles Rams' wide receiver Tavon Austin is his first cousin. 	
<p>#20 - KEYRIUS WILLIAMS • 6-8 / Sophomore / Forward / Springfield, OH</p> <ul style="list-style-type: none"> • Recorded 15 points and nine rebounds versus Nebraska at the Wooden Legacy. • Added 14 points and five rebounds against Portland at the Wooden Legacy. • Blocked five shots versus Saint Joseph's College, one shy of the single-game school record. • Part of Wayne High School's team that won the 2015 Ohio Division I state championship. • Named to Ohio Division I All-Tournament team. • Two-time Wayne co-MVP. • Averaged 11.8 points and 9.9 rebounds a game as a senior. 	
<p>#25 - KENDALL POLLARD • 6-6 / Senior / Forward / Chicago, IL</p> <ul style="list-style-type: none"> • Returned to action after missing the first six games of the year with a thigh bruise. He scored 12 points and had five rebounds against Winthrop. • Had a double-double with 12 points and 12 rebounds versus East Tennessee State. • Was one of four Flyers to average double-figures in scoring (10.3) in 2015-16. • 2014-15 Atlantic 10 Most Improved Player. • A member of the 2011, 2012 and 2013 Illinois 4A State Championship teams at Simeon Career Academy. He was a high school teammate of current NBA player Jabari Parker. 	
<p>#33 - RYAN MIKESELL • 6-7 / Sophomore / Forward / St. Henry, OH</p> <ul style="list-style-type: none"> • He has started every game this season for the Flyers. • In his first career game, he led all scorers with 21 points against Southeast Missouri. • Earned the Atlantic 10's Rookie of the Week award on Nov. 16 after he recorded 21 points and eight rebounds against Southeast Missouri. • Added 12 points and five rebounds at Alabama. • First Team All-State selection in 2015. • District Player of the Year in 2015. • Averaged 22.2 points, 11.2 rebounds, 3.6 assists, and 3.4 blocks in high school. 	
<p>-- KOSTAS ANTETOKOUNMPO • 6-10 / Freshman / Forward / Athens, Greece</p> <ul style="list-style-type: none"> • Ruled an academic redshirt by the NCAA, will sit out the 2016-17 season, but have four years of eligibility remaining. • He is a consensus top 100 high school prospect (89 according to Rivals, 98 by Scout). • Brothers Giannis (Milwaukee Bucks) and Thanasis (New York Knicks) are NBA players. • First Team Division IV All-State by the Wisconsin Basketball Coaches Association. • Averaged 12.9 points, 7.1 rebounds and 2.4 blocks a game while helping Dominican High School go 27-1 and win an unprecedented fifth straight state title. 	



O JOSH CUNNINGHAM

RS Sophomore • F • 6-7 • 255 • Chicago, Ill. / Morgan Park

TRACKING JOSH IN 2016-17

- Named a team co-captain for the 2016-17 season before playing a game for Dayton.
- In the home opener versus Austin Peay, he tallied 13 points and six rebounds.
- Scored 12 points (all in the second half) on 5 of 6 shooting from the field at Alabama before exiting with an injury.

2015-16

- Sat out the season due to an NCAA transfer rules. Will have three years of eligibility remaining.

2014-15 AT BRADLEY

- Led team in rebounding (7.5) and tied for team high in steals (1.1).
- Averaged 7.9 points a game
- Shot 43.4 percent from the field (96-of-221), 23.4 percent from 3-point range (15-of-64) and 57.0 percent at the free-throw line (53-of-93)
- Upped his averages to 8.5 points and 8.4 rebounds in Missouri Valley Conference play
- Second-leading rebounder in the MVC
- League's All-Freshman Team
- Fifth nationally among Division I freshmen in rebounding, with a high of 21 boards at Missouri State

2016-17 Season Highs

Points	13, Austin Peay (11/11/16)
Rebounds	6, Austin Peay (11/11/16)
Assists	N/A
Steals	N/A
Blocks	N/A
FG's Made	5, Austin Peay (11/11/16); at Alabama (11/15/16)
FT's Made	3, Austin Peay (11/11/16)
Minutes	19, Austin Peay (11/11/16)

HIGH SCHOOL

- High school teammate of current Dayton co-captain Kyle Davis at Morgan Park High in Chicago.
- Top-100 prospect (No. 98 on the ESPN Top 100).
- Averaged 21.6 points, 14.5 rebounds, and 2.9 assists as a senior in 2013-14.
- First-team all-state honors from the Associated Press and Illinois Basketball Coaches Association.
- Regarded as high as the 98th-best player in the nation as a prep senior in 2013-14.

College Career Highs

Points	17, Illinois State (12/5/15)
Rebounds	21, Missouri State (2/25/15)
Assists	3, Missouri State (2/25/15)
Steals	4, Illinois-Chicago (12/28/14)
Blocks	2, Drake (1/28/15)
FG's Made	7, Drake (1/28/15)
FT's Made	9, Illinois-Chicago (12/28/14)
Minutes	52, Missouri State (2/25/15)

Dayton Career Statistics

Season	gp-gs	min/avg	Total		3-Point		F-Throws		Rebounds				Scoring			
			fg-fga	pct	fg-fga	pct	ft-fa	pct	off	def	tot	avg	pf	fo	ast	to
1617-18	2-2	34/17.0	10-12	.833	0-0	.000	5-5	1.000	4	5	9	4.5	8	0	0	2
TOTAL	2-2	34/17.0	10-12	.833	0-0	.000	5-5	1.000	4	5	9	4.5	8	0	0	2



1 DARRELL DAVIS

Junior • G • 6-5 • 174 • Detroit, Mich. / Frederick Douglass

TRACKING DARRELL IN 2016-17

- Finished with 17 points on 6 of 12 shooting from the field against Austin Peay.
- Had four points and three rebounds at Alabama.
- Scored five points and had a rebound versus No. 17 Saint Mary's.
- Had three rebounds versus Nebraska.
- Registered six points and three rebounds versus Portland.
- Had five points and three rebounds against New Mexico.
- Finished with three points and a steal versus Winthrop.
- Had three points, three rebounds and a steal against Saint Joseph's College.
- Corralled two rebounds versus East Tennessee State.
- Added two points, three rebounds and an assist against Northwestern.

2015-16

- Opened the year with 15 points and eight rebounds against Southeast Missouri.
- Scored 10 points versus Alabama.
- Had five points and an assist versus William & Mary.
- Registered four points, three rebounds and an assist versus Monmouth.
- Scored 10 points and had two rebounds and two assists versus North Florida.
- Added eight points, four rebounds and two steals at No. 21/16 Vanderbilt.
- Recorded nine points and seven rebounds against Furman.
- Scored eight points on 3-of-7 shooting from the field against Miami.
- Finished with 12 points on 5-of-6 shooting at the free throw line against Arkansas.
- Shot 4-of-8 from the field and finished with nine points at Duquesne.
- Added six points, five rebounds and two steals versus Davidson.
- Finished with seven points and four rebounds against George Washington.
- Shot 5-of-7 from the floor and 2-of-3 from beyond the arc to finish with 12 points at St. Bonaventure.
- Had five points and four assists against Saint Louis.
- Recorded eight points and three rebounds at George Mason.
- Hit the game-winning three with 21.7 seconds left and finished with 11 points at Rhode Island.
- Finished with 13 points, seven rebounds and three assists at Saint Joseph's.
- Had nine points, four rebounds and three assists versus Richmond in the A-10 Quarterfinals.

2014-15

- Played in all 36 games during his freshman season, averaging 4.8 points per game.
- Led the Atlantic 10 in three-point shooting.
- Shot 45.2% from beyond the arc, converting 47-of-104 three-pointers.
- Scored a career-high 19 points versus Boston on 6-of-7 shooting from the field and a perfect 5-of-5 from beyond the arc.
- Recorded 15 points on 5-of-7 shooting from beyond the three-point line against Oklahoma in the NCAA Tournament Third Round.
- Earned the team's Thomas M. Luppe Award, which is awarded to the first-year player on the team who best demonstrates the courage, desire and integrity of former Flyer freshman Tom Luppe.
- In games in which Davis made at least two 3-pointers, the Flyers went 10-2 as a team.

HIGH SCHOOL

- Davis was the Flyers' first commitment for the class of 2014 for coach Archie Miller
- He was ranked 112 overall for the class of 2014 by Rivals.com and is ranked as the 24th best shooting guard and 5th best player in Michigan for his class by ESPN.com.

2016-17 Season Highs

Points	17, Austin Peay (11/11/16)
Rebounds	3, at Alabama (11/15/16); vs Nebraska (11/24/16); vs Portland (11/25/16); vs New Mexico (11/27/16); vs Northwestern (12/17/16)
Assists	1, Austin Peay (11/11/16); vs Northwestern (12/17/16)
Steals	1, Austin Peay (11/11/16); vs Portland (11/25/16); Winthrop (12/3/16); Saint Joseph's College (12/7/16)
Blocks	N/A
FG's Made	6, Austin Peay (11/11/16)
FT's Made	2, vs New Mexico (11/27/16); vs Northwestern (12/17/16)
Minutes	25, vs Northwestern (12/17/16)

Career Highs

Points	19, Boston (12/20/14)
Rebounds	8, SEMO (11/13/15)
Assists	4, UMass (1/6/16); Saint Louis (1/27/16)
Steals	2, 7 Times
Blocks	1, vs. UConn (11/21/14); Saint Louis (1/17/15); Richmond (1/24/15); vs Syracuse (3/18/16)
FG's Made	6, Boston U. (12/20/14); Austin Peay (11/11/16)
FT's Made	6, Alabama A&M (11/14/14)
Minutes	33, Davidson (1/12/16)

Career Statistics

			Total		3-Point		F-Throws		Rebounds											Scoring	
Season	gp-gs	min/avg	fg-fga	pct	fg-fga	pct	ft-fga	pct	off	def	tot	avg	pf	fo	ast	to	blk	stl	pts	avg	
1415-16	36-0	673/18.7	54-141	.383	47-104	.452	17-23	.739	3	56	59	1.6	55	0	23	25	3	14	172	4.8	
1516-17	32-2	631/19.7	67-183	.366	32-110	.291	21-32	.656	3	73	76	2.4	53	1	42	41	1	11	187	5.8	
1617-18	10-0	156/15.6	13-44	.295	9-25	.360	10-15	.667	5	19	24	2.4	16	0	3	9	0	4	45	4.5	
TOTAL	78-2	1460/18.7	134-368	.364	88-239	.368	48-70	.686	11	148	159	2.0	124	1	68	75	4	29	404	5.2	



2 SAM MILLER

Sophomore • F • 6-9 • 238 • Arlington, Va. / Gonzaga College HS

TRACKING SAM IN 2016-17

- Tallied 10 points and six rebounds in the home opener versus Austin Peay.
- Scored seven points (all in the first half) at Alabama.
- Had eight points and five rebounds against No. 17 Saint Mary's.
- Recorded 11 points, three rebounds, a block and a steal against Nebraska.
- Scored 10 points and had two assists versus Portland.
- Registered three points, six rebounds and a block against New Mexico.
- Finished with eight points and six rebounds versus Winthrop.
- Missed the Saint Joseph's College game due to illness.
- Added six points, four rebounds and two blocks versus East Tennessee State.
- Tallied nine points and five rebounds against Northwestern.

2015-16

- Had four points and two rebounds to open his career against Southeast Missouri.
- Registered seven points and five rebounds versus Alabama.
- Tallied two points and two rebounds versus William & Mary.
- Had an offensive rebound versus Iowa.
- Tallied two points, three rebounds and a block against Monmouth.
- Added seven points and three rebounds against No. 23 Xavier.
- Played two minutes versus North Florida.
- Had two points and six rebounds at No. 21/16 Vanderbilt.
- Recorded two points and three rebounds versus Chattanooga.
- Scored four points and had a block against Furman.
- Played three minutes versus Miami.
- Played five minutes versus Arkansas.
- Shot 4-of-8 from the field to finish with nine points and two steals at Duquesne.
- Scored 10 points on 3-of-5 shooting from the field against UMass.
- Scored three points and had a rebound at La Salle.
- Sank two free throws in the win at Fordham.
- Scored two points and had a rebound against Saint Louis.
- Registered nine points on 3-of-4 from 3, two rebounds, a steal and a block at George Mason.
- Added eight points, five rebounds and two steals at home versus Duquesne.
- In his first career start, he had eight points (all in the first half), two blocks and two steals at Rhode Island.
- Had four points and an offensive rebound at Saint Joseph's.
- Dished out an assist against St. Bonaventure.
- Corralled a rebound at Saint Louis.
- Played two minutes versus Rhode Island.
- Scored two points at Richmond.
- Played two minutes versus Richmond in the A-10 Quarterfinals.

HIGH SCHOOL

- First Team All-Conference
- Averaged 13.9 points, 8.0 rebounds, 2.2 blocks, and 2.0 assists, and 1.5 steals (2015).
- Led team to a Washington Catholic Athletic Conference (WCAC) championship.
- WCAC is regarded as one of the most competitive prep basketball leagues in the nation.
- 2014-15 Second Team All-MET.
- 2015 2nd Team All-DCSAA.
- 2013-14 Honorable Mention All-WCAC.

2016-17 Season Highs

Points	11, vs Nebraska (11/24/16)
Rebounds	6, Austin Peay (11/11/16); New Mexico (11/27/16); Winthrop (12/3/16)
Assists	2, vs Portland (11/25/16)
Steals	1, Austin Peay (11/11/16); Saint Mary's (11/19/16); vs Nebraska (11/24/16)
Blocks	2, East Tennessee State (12/10/16)
FG's Made	4, Austin Peay (11/11/16); vs Nebraska (11/24/16); vs Portland (11/25/16)
FT's Made	4, Saint Mary's (11/19/16); East Tennessee State (12/10/16)
Minutes	30, vs New Mexico (11/27/16)

Career Highs

Points	11, vs Nebraska (11/24/16)
Rebounds	6, at Vanderbilt (12/9/15); Austin Peay (11/11/16); New Mexico (11/27/16); Winthrop (12/3/16)
Assists	2, vs Portland (11/25/16)
Steals	2, at Duquesne (1/2/16); Duquesne (2/9/16); at Rhode Island (2/12/16)
Blocks	2, at Rhode Island (2/12/16); East Tennessee State (12/10/16)
FG's Made	4, Four Times
FT's Made	4, vs Xavier (11/29/15); Saint Mary's (11/19/16); East Tennessee State (12/10/16)
Minutes	30, at Rhode Island (2/12/16); vs New Mexico (11/27/16)

Dayton Career Statistics

			Total		3-Point		F-Throws		Rebounds											Scoring	
Season	gp-gs	min/avg	fg-fga	pct	fg-fga	pct	ft-fa	pct	off	def	tot	avg	pf	fo	ast	to	blk	stl	pts	avg	
1516-17	27-3	267/9.9	28-62	.452	10-33	.303	21-26	.808	14	23	37	1.4	52	4	7	30	7	7	87	3.2	
1617-18	9-5	175/19.4	23-51	.451	10-22	.455	16-23	.696	15	22	37	4.1	17	0	7	11	6	3	72	8.0	
TOTAL	36-8	442/12.3	51-113	.451	20-55	.364	37-49	.755	29	45	74	2.1	69	4	14	41	13	10	159	4.4	



3 KYLE DAVIS

Senior • G • 6-0 • 175 • Chicago, Ill. / Morgan Park

TRACKING KYLE IN 2016-17

- Selected to the 2016 Atlantic 10 Preseason All-Defensive Team.
- Named a team co-captain for the 2016-17 season. He is a two-time captain at Dayton.
- Added two points and three rebounds versus Austin Peay.
- Recorded two points and two assists at Alabama.
- Added three points, three rebounds and two steals versus No. 17 Saint Mary's.
- Tallied seven points and two assists versus Nebraska.
- Scored 14 points on 6 of 9 shooting to go with five rebounds, three assists, three steals and two blocks against Portland.
- Had 12 points, three rebounds, two assists and three steals versus New Mexico.
- Filled the stat sheet with 11 points, six rebounds, five assists and three steals versus Winthrop.
- Scored 18 points and had four steals against Saint Joseph's College.
- Tallied six points, four assists and three steals against East Tennessee State.
- Totaled two points, five rebounds and three assists versus Northwestern.

2015-16

- Made a huge defensive steal and transition layup against William & Mary to give Dayton the lead for good inside the final minutes.
- Scored 16 while shooting 4-of-6 from the floor and 6-of-7 at the free throw line versus Iowa.
- Added 12 points on 4-of-8 shooting from the field versus Monmouth.
- Scored 10 points and grabbed three rebounds versus Chattanooga.
- Scored nine points on 3-of-5 shooting from the floor versus Furman.
- Sank the game-winning shot with 2.1 seconds left in regulation to propel the Flyers to a win over Miami. He finished the game with 12 points, three rebounds and three assists.
- Tallied 13 points on 5-of-6 shooting from the floor against Arkansas.
- Recorded 11 points, three assists and four steals versus UMass.
- Registered 14 points, three rebounds and three assists versus Davidson.
- Finished with 12 points on 4-of-5 shooting from the field to go with seven rebounds at home versus La Salle.
- Scored 15 points on 5-of-9 shooting from the field at home against Duquesne.
- Scored all 13 points in the second half and overtime at Saint Louis.
- In his 100th career game, he added eight points to go with six rebounds at Richmond.
- Hit the game-winner with 16 seconds remaining in overtime against VCU. Finished with four points and seven rebounds.
- Tallied 11 points and four rebounds versus Richmond in the A-10 Quarterfinals.
- Finished with nine points against Syracuse in the NCAA First Round.

2014-15

- Started all 36 games for the Flyers during the 2014-15 season.
- Earned the team's Best Defender Award for the second consecutive season.
- Forced the Big East's Player of the Year, Kris Dunn, of Providence into 4-of-13 shooting and seven turnovers in the Second Round of the NCAA Tournament.
- Ranked second on the Flyers in both steals (53) and blocks (17) while scoring a total of 255 points (7.1 ppg) and dishing out 88 assists (2.4 apg).
- Held Boston College Wooden Award nominee Olivier Hanlan to 10 points (0-9 from three) in the Puerto Rico Tip-Off, Ole Miss marksman Stefan Moody to 2-for-11 from the field and six points, and Richmond's Kendall Anthony to just nine points.
- Named one of three co-captains for the 2015-16 season.

2013-14

- Davis played in 35 games during his freshman season with totals of 239 minutes played (6.8 mpg), 70 points (2.0 ppg), 20 assists (0.6 apg) and 17 steals (0.5 spg).
- Davis was the team's best defensive player as he earned the Team's Best Defender Award.
- Davis found himself on SportsCenter's Top 10 plays twice this season as he found Jordan Sibert for the game-winner against IPFW in his collegiate debut and he had a highlight reel dunk against Cal.
- Versus Cal in the Maui Invitational Third Place game, Davis scored 12 points on 4-of-6 shooting from the field.

HIGH SCHOOL

- Davis became the first recruit in the class of 2013 for UD head coach Archie Miller when Davis committed in August of 2012.
- The 6-foot left-handed combo guard averaged 21 points, six rebounds, five assists and three steals as a senior at Morgan Park. He transferred to Morgan Park for his senior season after playing at Hyde Park Academy.
- Davis earned All-City First Team, Southtown Star First Team, All-Area, All-State and Team MVP honors as a senior at Morgan Park.
- Davis led Morgan Park to the 3A State Title in Illinois with a 63-48 victory over Cahokia.

2016-17 Season Highs

Points	18, Saint Joseph's College (12/7/16)
Rebounds	6, Winthrop (12/3/16)
Assists	5, Winthrop (12/3/16)
Steals	4, Saint Joseph's College (12/7/16)
Blocks	2, vs Portland (11/25/16)
FG's Made	8, Saint Joseph's College (12/7/16)
FT's Made	5, vs Nebraska (11/24/16); Winthrop (12/3/16)
Minutes	34, vs New Mexico (11/27/16)

Career Highs

Points	18, Saint Joseph's College (12/7/16)
Rebounds	9, vs Providence (3/20/15)
Assists	7, Fordham (2/1/15); Alabama (11/17/15)
Steals	5, vs Providence (3/20/15)
Blocks	2, UIC (11/29/14); Richmond (1/24/15); at UMass (1/29/15); at Saint Louis (2/23/16)
FG's Made	8, Saint Joseph's College (12/7/16)
FT's Made	8, Fordham (2/1/15)
Minutes	39, Richmond (1/24/15)

Career Statistics

			Total		3-Point		F-Throws		Rebounds										Scoring	
Season	gp-gs	min/avg	fg-fga	pct	fg-fga	pct	ft-fta	pct	off	def	tot	avg	pf	fo	ast	to	blk	stl	pts	avg
1314-15	35-0	239/6.8	26-58	.448	3-18	.167	15-24	.625	6	19	25	0.7	51	1	20	13	3	17	70	2.0
1415-16	36-36	1050/29.2	78-171	.456	17-77	.221	82-116	.707	4	96	100	2.8	94	2	88	48	17	53	255	7.1
1516-17	33-33	857/26.0	91-183	.497	21-62	.339	60-87	.690	15	102	117	3.5	79	4	70	43	8	41	263	8.0
1617-18	10-10	260/26.0	30-54	.556	4-19	.211	13-19	.684	4	31	35	3.5	21	0	25	14	5	20	77	7.7
TOTAL	114-79	2406/21.1	225-466	.483	45-176	.256	170-246	.691	29	248	277	2.4	245	7	203	118	33	131	665	5.8



4 CHARLES COOKE

RS Senior • G • 6-5 • 196 • Trenton, N.J. / Trenton Catholic

TRACKING CHARLES IN 2016-17

- Selected to the 2016 Atlantic 10 Preseason First Team and All-Defensive Team.
- He was one of 20 players named to the 2017 Jerry West Award Preseason Watch List, awarded annually to the nation's best shooting guard.
- Scored a game-high 31 points against Austin Peay thanks to 11 of 17 from the field and 5 of 10 from beyond the arc.
- Recorded a double-double with 19 points and 10 rebounds at Alabama.
- Scored a game-high 19 points and made 11 of 13 free throws versus No. 17 Saint Mary's.
- Led UD with 17 points to go with five rebounds and two steals against Nebraska.
- Scored 20 points and added four rebounds versus Portland.
- Added 12 points, six rebounds, five assists and three steals against New Mexico.
- Led the Flyers with 20 points and six rebounds versus Winthrop.
- Tallied 18 points, four assists and two blocks against Saint Joseph's College.
- Had 24 points, eight rebounds, three assists and four blocks against East Tennessee State.
- Added 12 points, two blocks, three assists and two steals against Northwestern.

2015-16

- Broke out with a game-high 21 points, seven rebounds and was 7-of-7 at the free throw line versus Alabama.
- Led Dayton with 18 points and added six rebounds versus William & Mary.
- Scored 22 points to lead all scorers against Iowa.
- Recorded 15 points and nine rebounds against Monmouth.
- Led UD with 24 points to go with seven rebounds and five assists versus North Florida.
- Had his first career double-double with 11 points and 15 rebounds versus Furman.
- Posted game highs of 21 points and nine rebounds in the Miami win.
- Narrowly missed a double-double with 18 points and nine rebounds versus Arkansas.
- Led with 21 points thanks to 9-of-10 shooting at the free throw line versus Duquesne.
- Scored 18 points on 6-of-9 shooting from the field and had four rebounds against UMass.
- Led the Flyers with 21 points at La Salle.
- Scored 15 points and had two blocks and two steals versus George Washington.
- Led the Flyers with 21 points and had seven rebounds at St. Bonaventure.
- Scored 26 points on 9-of-12 shooting from the floor at Fordham.
- Led all scorers with 24 points on 10-of-13 shooting to go with five assists at George Mason.
- Recorded 22 points, eight rebounds and three blocks in the home Duquesne win.
- Tallied eight points, nine rebounds, four assists, two blocks and two steals at Rhode Island.
- Scored 16 points and had two blocks and two steals at Saint Joseph's.
- Totalled 22 points, seven rebounds and three steals versus St. Bonaventure. He also reached 1,000 collegiate career points.
- Scored 16 points at home against Rhode Island.
- Shot 7-of-10 from the field, 4-of-6 from three, to finish with 21 points at Richmond.
- Had 13 points and four assists against VCU.
- Named an Atlantic 10 First Team and All-Defensive team selection.
- Added 14 points and eight rebounds against Richmond in the A-10 Quarterfinals.
- Finished with 13 points and six rebounds versus Saint Joseph's in the A-10 Semifinals.
- Scored 14 points to go with two steals versus Syracuse in the NCAA First Round.
- Honored by the National Association of Basketball Coaches after named All-District 4.

2014-15

- Sat out the year due to NCAA transfer rules.

2013-14 (Sophomore- James Madison)

- Played 30 games for JMU with 29 starts. Finished his JMU career with 615 points.
- Scored 15 points in JMU's First Four victory over LIU-Brooklyn in Dayton.
- Followed up with a then-career high of 18 in the second round against Indiana.
- Averaged 14.3 points per game
- Third Team All-Colonial Athletic Association.

2012-13 (Freshman - James Madison)

- Started in his JMU debut at No. 13 UCLA
- Had seven games scoring in double-figures, highlighted by a 16-point effort against Drexel.
- Played 32 games and started 11 of them while playing 729 minutes throughout the season.
- Finished the season with averages of 22.8 minutes, 5.8 points, 0.9 assists, 0.7 steals and 0.7 blocks per game.

High School

- Ranked 11th best prospect out of New Jersey.
- Member of Trenton Catholic Academy's state championship team as a sophomore.
- Leading scorer with 14.1 points per game (2013).

2016-17 Season Highs

Points	31, Austin Peay (11/11/16)
Rebounds	10, at Alabama (11/15/16)
Assists	5, vs New Mexico (11/27/16)
Steals	3, vs New Mexico (11/27/16)
Blocks	4, East Tennessee State (12/10/16)
FG's Made	11, Austin Peay (11/11/16)
FT's Made	11, Saint Mary's (11/19/16)
Minutes	35, at Alabama (11/15/16); Winthrop (12/3/16)

College Career Highs

Points	31, Austin Peay (11/11/16)
Rebounds	15, Furman (12/19/15)
Assists	5, North Florida (12/5/15); at George Mason (2/6/16)
Steals	6, Ball State (12/30/13)
Blocks	4, East Tennessee State (12/10/16)
FG's Made	11, Austin Peay (11/11/16)
FT's Made	10, Drexel (2/19/14)
Minutes	40, Drexel (2/19/14)

Dayton Career Statistics

			Total		3-Point		F-Throws		Rebounds										Scoring	
Season	gp-gs	min/avg	fg-fga	pct	fg-fga	pct	ft-fta	pct	off	def	tot	avg	pf	fo	ast	to	blk	stl	pts	avg
1516-17	32-31	1028/32.1	163-365	.447	59-148	.399	115-167	.689	43	144	187	5.8	61	0	59	56	38	40	500	15.6
1617-18	10-10	317/31.7	62-128	.484	18-46	.391	50-69	.725	7	46	53	5.3	18	1	23	18	10	11	192	19.2
TOTAL	42-41	1345/32.0	225-493	.456	77-194	.397	165-236	.699	50	190	240	5.7	79	1	82	74	48	51	692	16.5



11 SCOOCHE SMITH

Senior • G • 6-2 • 185 • New York, NY/Putnam Science Academy

TRACKING SCOOCHE IN 2016-17

- Selected to the 2016 Atlantic 10 Preseason Second Team.
- Named a team co-captain for the 2016-17 season. Third year as a captain.
- Finished with 11 points, five rebounds, six assists and three steals against Austin Peay.
- Led all scorers with 20 points, to go with four assists and three steals at Alabama.
- Added 16 points on 6 of 11 shooting from the field versus No. 17 Saint Mary's.
- Scored 13 points and had three assists against Nebraska.
- Tallied 17 points on 6 of 9 shooting and seven had assists against Portland.
- Had 12 points and three assists versus New Mexico.
- Recorded 15 points (7-10 FG) and seven rebounds against Winthrop.
- Added 13 points and three steals versus Saint Joseph's College.
- Tallied nine points, five rebounds and two assists against East Tennessee State.
- Led all scorers with 18 points to go with six steals versus Northwestern.

2015-16

- Added 15 points and four steals versus Alabama.
- Registered 11 points, five rebounds and seven assists against Iowa.
- Led UD with 19 points and had eight rebounds versus Monmouth.
- Added 13 points and seven rebounds against No. 23 Xavier.
- Named to the AdvoCare All-Tournament team.
- Added 15 points and four assists without a turnover against North Florida.
- Tallied 13 points, five rebounds and four assists at No. 21/16 Vanderbilt.
- Paced Dayton with 15 points and seven assists against Arkansas in 41 minutes.
- Led the Flyers with 18 points thanks to 5-of-8 shooting from the floor against Davidson.
- Scored 14 points and had four assists at Fordham.
- Filled the stat sheet with 10 points, eight rebounds and five assists at George Mason.
- Finished with 14 points and hit the go-ahead three-pointer at home versus Duquesne.
- Paced the Flyers with 13 points on 5-of-7 shooting from the floor at Rhode Island.
- Tallied 11 points, six rebounds and seven assists at Saint Joseph's.
- Scored 18 points versus St. Bonaventure.
- In his 100th career game, he led UD with 16 points and seven rebounds at Saint Louis.
- Scored 24 of his 26 points in the second half and had five assists at Richmond.
- Led all scorers with 29 points on 10-of-12 shooting from the free throw line against VCU.
- Named the Atlantic 10 Co-Player of the Week on March 7.
- Earned NCAA.com's National Player of the Week on March 8.
- Registered his first career double-double with 14 points and 11 assists against Saint Joseph's in the A-10 Semifinals.
- Tallied 12 points, five rebounds and five assists versus Syracuse in the NCAA First Round.

2016-17 Season Highs

Points	20, at Alabama (11/15/16)
Rebounds	7, Winthrop (12/3/16)
Assists	7, vs Portland (11/25/16)
Steals	6, vs Northwestern (12/17/16)
Blocks	N/A
FG's Made	7, at Alabama (11/15/16); Winthrop (12/3/16)
FT's Made	6, vs Northwestern (12/17/16)
Minutes	36, Saint Mary's (11/19/16)

Career Highs

Points	29, VCU (3/5/16)
Rebounds	8, Eastern Michigan (12/6/14); at VCU (2/28/15); vs Monmouth (11/27/15); at George Mason (2/6/16)
Assists	11, vs Saint Joseph's (3/12/16)
Steals	6, vs Northwestern (12/17/16)
Blocks	1, 14 Times
FG's Made	8, at Richmond (3/1/16); VCU (3/5/16)
FT's Made	10, VCU (3/5/16)
Minutes	42, VCU (3/5/16)

2014-15

- Started all 36 games for the Flyers during the 2014-15 campaign.
- Averaged 9.2 points per game, good enough for the fourth best mark on the team.
- Led the team in assists (138, 3.8 apg) and maintained a 1.9:1 assist-to-turnover ratio.
- Averaged 12.7 points in the NCAA Tournament as he tallied 11 points against both Boise State and Providence and recorded 16 points vs. Oklahoma.
- Won the Dr. George Rau Spirit Award, given annually to the player who displays true team spirit, on and off the court.
- Received the Uhl Family Endowed Scholarship, given to the player who best exemplifies the qualities of good sportsmanship and character, and follows the University's creed of "Learn, Lead and Serve" on and off the court.

2013-14

- Scored a career high 11 points thanks to 3-of-5 shooting from three-point range at Ole Miss.
- Won the Thomas M. Luppe Memorial Award as the team's best freshman at the annual men's basketball banquet.

HIGH SCHOOL

- Smith was ranked the 106th prospect in the nation by Rivals.
- ESPN ranked Smith as the fifth best player out of the state of New York for the class of 2013.
- He transferred to Putnam Science Academy in Putnam, Conn., after his high school (Brother Rice) in New York City closed.
- Smith was invited to play in the Jordan Brand Regional All-Star game after his senior season at Putnam Science Academy. He tallied a double-double of 11 points, 11 assists and six rebounds in that game.
- Smith was the first UD recruit to play in a Jordan Brand All-Star game since Chris Wright did it in 2007.

Career Statistics

			Total		3-Point		F-Throws		Rebounds											Scoring	
Season	gp-gs	min/avg	fg-fga	pct	fg-fga	pct	ft-fa	pct	off	def	tot	avg	pf	fo	ast	to	blk	stl	pts	avg	
1314-15	37-0	641/17.3	49-139	.353	17-62	.274	17-30	.567	4	43	47	1.3	50	1	73	41	5	27	132	3.6	
1415-16	36-36	1181/32.8	106-256	.414	41-108	.380	77-102	.755	12	98	110	3.1	81	0	138	72	4	52	330	9.2	
1516-17	33-33	1029/31.2	122-278	.439	47-123	.382	94-141	.667	18	97	115	3.5	63	0	143	64	5	42	385	11.7	
1617-18	10-10	303/30.3	52-102	.510	18-44	.409	22-30	.733	5	25	30	3.0	26	0	36	21	0	21	144	14.4	
TOTAL	116-79	3154/27.2	329-775	.425	123-337	.365	210-303	.693	39	263	302	2.6	220	1	390	198	14	142	991	8.5	



12 TREY LANDERS

Freshman • G • 6-4 • 219 • Dayton, Ohio / Wayne

TRACKING TREY IN 2016-17

- Shot 2 of 2 from the floor to finish with four points against Austin Peay.
- Dished out an assist against Nebraska.
- Had a rebound and a block versus Portland.
- Recorded five points, three rebounds and two steals versus Saint Joseph's College.

HIGH SCHOOL

- First Team All-Ohio in 2015-16.
- Averaged 16.4 points, 7.3 rebounds and 3.5 assists.
- Played for Wayne High School in the Dayton suburb of Huber Heights.
- Wayne finished the regular season undefeated and ranked No. 1 in Ohio.
- Averaged 11.0 points and 7.2 rebounds as a junior, after averaging 9.8 points as a sophomore.
- Played on Wayne's 2015 Ohio Division I state championship team with current Flyer Xeyrius Williams.
- One of six Flyers to win a state championship in high school.
- His brother Robert plays football at Ohio State.

2016-17 Season Highs

Points	5, Saint Joseph's College (12/7/16)
Rebounds	3, Saint Joseph's College (12/7/16)
Assists	1, vs Nebraska (11/24/16)
Steals	2, Saint Joseph's College (12/7/16)
Blocks	1, vs Portland (11/25/16)
FG's Made	2, Austin Peay (11/11/16)
FT's Made	1, Saint Joseph's College (12/7/16)
Minutes	9, Saint Joseph's College (12/7/16)

Career Highs

Points	5, Saint Joseph's College (12/7/16)
Rebounds	3, Saint Joseph's College (12/7/16)
Assists	1, vs Nebraska (11/24/16)
Steals	2, Saint Joseph's College (12/7/16)
Blocks	1, vs Portland (11/25/16)
FG's Made	2, Austin Peay (11/11/16)
FT's Made	1, Saint Joseph's College (12/7/16)
Minutes	9, Saint Joseph's College (12/7/16)

Career Statistics

Season	gp-gs	min/avg	Total		3-Point		F-Throws		Rebounds				Scoring					
			fg-fga	pct	fg-fga	pct	ft-fa	pct	off	def	tot	avg	pf	fo	ast	to	blk	stl
1617-18	4-0	24/6.0	4-6	.667	0-1	.000	1-3	.333	1	4	5	1.3	12	0	1	1	1	2
TOTAL	4-0	24/6.0	4-6	.667	0-1	.000	1-3	.333	1	4	5	1.3	12	0	1	1	1	2



15 JOHN CROSBY

Sophomore • G • 6-2 • 194 • Baltimore, Md./ New Hampton School

TRACKING JOHN IN 2016-17

- Added four assists and two rebounds versus Austin Peay.
- Had one point and three rebounds at Alabama.
- Played nine minutes against No. 17 Saint Mary's.
- Added six points, two rebounds and two assists versus Nebraska.
- Had one rebound and one assist versus Portland.
- Picked up four points, two assists and a steal versus New Mexico.
- Tallied six rebounds, three on the offensive end, against Winthrop.
- Added seven points and five rebounds versus Saint Joseph's College.
- Registered seven points and two steals against East Tennessee State.Had
- Had two rebounds versus Northwestern.

2015-16

- Tallied three points and two assists against Southeast Missouri.
- Dished out two assists versus Alabama.
- Hit a field goal against Iowa.
- Recorded a rebound and an assist versus Monmouth.
- Scored three points versus No. 23 Xavier.
- Had an assist against North Florida.
- Sank a three-pointer and had a rebound at No. 21/16 Vanderbilt.
- Hit a field goal and grabbed a rebound versus Chattanooga.
- Sank a three-pointer and dished out three assists versus Furman.
- Added two points, two rebounds and two assists in the Miami win.
- Played four minutes and had a rebound versus Arkansas.
- Added three points and two rebounds at Duquesne.
- Scored 11 points on 4-of-6 shooting from the floor and had five assists versus UMass.
- Tallied eight points, three rebounds and two assists at La Salle.
- Corralled two rebounds versus Davidson.
- Had two points and two rebounds versus George Washington.
- Hauled in four rebounds at St. Bonaventure.
- Added five points, three rebounds and an assist versus Saint Louis.
- Recorded five points, three rebounds and two assists versus La Salle.
- Finished with 10 points, five rebounds, an assist and a steal at George Mason.
- Chipped in with two rebounds and two assists versus Duquesne at home.
- Shot 2-of-2 from the field to finish with four points and had a rebound at Rhode Island.
- Had two assists and a rebound at Saint Joseph's.
- Added two points and three rebounds versus St. Bonaventure.
- Finished with two points and three rebounds at Saint Louis.
- Added two points and a rebound at home against Rhode Island.
- Scored three points and had a steal against Richmond in the A-10 Quarterfinals.
- Against Saint Joseph's in the A-10 Semifinals, he had a rebound.
- Played four minutes versus Syracuse in the NCAA First Round.

2016-17 Season Highs

Points	7, Saint Joseph's College (12/7/16); East Tennessee State (12/10/16)
Rebounds	6, Winthrop (12/3/16)
Assists	4, Austin Peay (11/11/16)
Steals	2, East Tennessee State (12/10/16)
Blocks	N/A
FG's Made	3, East Tennessee State (12/10/16)
FT's Made	2, vs New Mexico (11/27/16); Saint Joseph's College (12/7/16)
Minutes	25, Saint Joseph's College (12/7/16)

Career Highs

Points	11, UMass (1/6/16)
Rebounds	6, Winthrop (12/3/16)
Assists	5, UMass (1/6/16)
Steals	2, East Tennessee State (12/10/16)
Blocks	1, at La Salle (1/9/16)
FG's Made	4, UMass (1/6/16)
FT's Made	3, at George Mason (2/6/16)
Minutes	25, Saint Joseph's College (12/7/16)

HIGH SCHOOL

- Averaged 13.3 points, 4.3 rebounds, and 3.6 assists per game at the New Hampton School
- A second-team All-Baltimore Metro selection at Baltimore Polytechnic Institute as a senior in 2013-14, he averaged 20.8 points, 9.6 assists and 8.9 rebounds
- Gnerre Basketball Award winner (given annually to the player who best exemplifies the competitive spirit and class on and off the court).

Career Statistics

			Total		3-Point		F-Throws		Rebounds											Scoring	
Season	gp-gs	min/avg	fg-fga	pct	fg-fga	pct	ft-fa	pct	off	def	tot	avg	pf	fo	ast	to	blk	stl	pts	avg	
1516-17	32-0	291/9.1	29-87	.333	6-22	.273	12-24	.500	4	40	44	1.4	33	0	30	25	1	4	76	2.4	
1617-18	10-0	147/14.7	8-26	.308	2-6	.333	7-18	.389	4	22	26	2.6	16	0	11	6	0	5	25	2.5	
TOTAL	42-0	438/10.4	37-113	.327	8-28	.286	19-42	.452	8	62	70	1.7	49	0	41	31	1	9	101	2.4	



20 KEYRIUS WILLIAMS

Sophomore • F • 6-8 • 210 • Springfield, Ohio/Wayne

TRACKING KEYRIUS IN 2016-17

- Added two points and four rebounds against Austin Peay.
- Dished out two assists and had a block at Alabama.
- Recorded six rebounds, one assist and one block against No. 17 Saint Mary's.
- Broke out with a 15-point, nine rebound performance against Nebraska.
- Added 14 points, five rebounds and two assists versus Portland.
- Scored nine points and had three rebounds versus New Mexico.
- Added nine points and three blocks versus Winthrop.
- In his first career start, he finished with eight points, five rebounds, three assists, five blocks and four steals versus Saint Joseph's College.
- Added seven points, three rebounds and a block versus East Tennessee State.
- Scored eight points to go with two rebounds, a steal and a block versus Northwestern.

2015-16

- Tallied four points and five rebounds versus Alabama.
- Against William & Mary posted another line of four points and five rebounds, with two assists.
- Had a solid game with seven points, five rebounds and three steals versus Iowa.
- Tallied four points and five rebounds versus Monmouth.
- Had six points and two steals versus No. 23 Xavier.
- Shot 2-of-2 from the floor to finish with five points and a block versus Furman.
- Played three minutes versus Miami.
- Added four points, four rebounds and an assist versus UMass.
- Recorded two points and four rebounds versus Saint Louis.
- Sank a three-pointer and had a block at George Mason.
- Had an offensive rebound against Duquesne.
- Had a rebound versus St. Bonaventure.
- Had a defensive rebound at Richmond.
- Added four points, four rebounds, a block and a steal versus Richmond in the A-10 Quarterfinals.
- Hit a three-pointer and had a rebound versus Saint Joseph's in the A-10 Semifinals.
- Played a minute versus Syracuse in the NCAA First Round.

HIGH SCHOOL

- Part of Wayne High School's team that won the 2015 Ohio Division I state championship
- Named to Ohio Division I All-Tournament team
- Two-time Wayne co-MVP
- Averaged 11.8 points and 9.9 rebounds a game as a senior
- Shot 35.3% from three-point range

2016-17 Season Highs

Points	15, vs Nebraska (11/24/16)
Rebounds	9, vs Nebraska (11/24/16)
Assists	3, Saint Joseph's College (12/7/16)
Steals	4, Saint Joseph's College (12/7/16)
Blocks	5, Saint Joseph's College (12/7/16)
FG's Made	5, vs Nebraska (11/24/16); vs Portland (11/25/16)
FT's Made	3, vs Portland (11/25/16)
Minutes	31, Saint Joseph's College (12/7/16)

Career Highs

Points	15, vs Nebraska (11/24/16)
Rebounds	9, vs Nebraska (11/24/16)
Assists	3, vs Iowa (11/26/15); Saint Joseph's College (12/7/16)
Steals	4, Saint Joseph's College (12/7/16)
Blocks	5, Saint Joseph's College (12/7/16)
FG's Made	5, vs Nebraska (11/24/16); vs Portland (11/25/16)
FT's Made	3, vs Portland (11/25/16)
Minutes	31, Saint Joseph's College (12/7/16)

Career Statistics

			Total		3-Point		F-Throws		Rebounds											Scoring	
Season	gp-gs	min/avg	fg-fga	pct	fg-fga	pct	ft-fa	pct	off	def	tot	avg	pf	fo	ast	to	blk	stl	pts	avg	
1516-17	26-0	250/9.6	21-47	.447	4-12	.333	9-12	.750	15	29	44	1.7	30	0	5	12	10	11	55	2.1	
1617-18	10-1	242/24.2	27-59	.458	9-26	.346	9-12	.750	16	23	39	3.9	23	0	14	16	14	7	72	7.2	
TOTAL	36-1	492/13.7	48-106	.453	13-38	.342	18-24	.750	31	52	83	2.3	53	0	19	28	24	18	127	3.5	



25 KENDALL POLLARD

Senior • F • 6-6 • 242 • Chicago, IL/Simeon Career Academy

TRACKING KENDALL IN 2016-17

- Sat out the first six games of the year with a deep thigh bruise.
- Returned to action to finish with 12 points and five rebounds versus Winthrop.
- Added 14 points and three steals against Saint Joseph's College.
- Tallied a double-double with 12 points and 12 rebounds against East Tennessee State.
- Had seven points, two rebounds and three steals versus Northwestern.

2015-16

- Added eight points and 10 rebounds against Southeast Missouri.
- Added 11 points and six rebounds versus William & Mary.
- Got on track with 16 points and five rebounds against Iowa.
- Scored 12 points on 6-of-11 shooting versus Monmouth.
- Led Dayton with 15 points versus No. 23 Xavier.
- Tallied 11 points, five rebounds and eight assists against North Florida.
- Led all scorers with 21 points on 7-of-10 shooting from the floor at No. 21/16 Vanderbilt.
- Scored 20 points to lead all scorers against Chattanooga.
- Registered 15 points, nine rebounds and three steals against Arkansas.
- Missed the games against UMass and La Salle with a strained Achilles tendon.
- Returned to action to add 14 points and five rebounds versus Davidson.
- Tallied 11 points, six rebounds and four assists at St. Bonaventure.
- Led all scorers with 18 points on 8-of-9 shooting from the field to go with eight rebounds against Saint Louis.
- Paced the Flyers with 18 points and eight rebounds at home against La Salle.
- Scored 13 points on 6-of-10 shooting from the floor at George Mason.
- Returned from a four-game absence (knee) to add eight points and four rebounds at home against Rhode Island.
- Tallied 12 points (4-of-4 at the free throw line) and four rebounds versus VCU.
- Shot 5-of-7 from the field en route to an 11-point, five-rebound game against Saint Joseph's in the A-10 Semifinals.

2014-15

- Earned the Atlantic 10 and team's Chris Daniels Most Improved Player Award for the season.
- Improved his free throw percentage 30 points and led the A-10 in free throw rate.
- Ranked second in the A-10 in FG% in league play (.600, 87-145).
- Totaled 444 points and 116 rebounds in 1020 minutes of play.
- Ranked 3rd on the team in scoring (12.7 ppg), 2nd in rebounding (5.3 rpg), 1st in field-goal percentage (.552).
- Tallied five games of 20 or more points and 24 games of scoring in double-figures, including a stretch from Jan. 17, 2015 to Mar. 3, 2015 where he scored in double-figures in 14-of-15 games.
- Led UD with 17 points in the NCAA Tournament First Four victory against Boise State.

2013-14

- Against No. 10/11 Gonzaga in the quarterfinals of the EA Sports Maui Invitational, he shot 4-of-4 from the field to finish with nine points.
- Registered four points, two steals and two blocks against No. 17/18 Baylor.
- Shot 3-of-4 from the field to finish with seven points and three rebounds versus USC.
- Had five points and his block was an ESPN SportsCenter Top 10 play at Richmond.
- Shot 4-of-5 from the field to finish with nine points and two rebounds at No. 17 Saint Louis.
- Busted out with 12 points on 5-of-6 shooting from the field versus Stanford in the NCAA Regional Semifinals.

HIGH SCHOOL

- Pollard is a member of the 2011, 2012 and 2013 Illinois 4A State Championship teams at Simeon Career Academy and a teammate of NBA player Jabari Parker.
- He scored 10 points and grabbed nine rebounds in the Championship game as Simeon defeated Stevenson 58-40.
- Pollard helped Simeon to a 30-3 record during the 2012-13 season.
- He was a three-star recruit who ESPN.com rated as the 43rd-best small forward in the country and the ninth best player out of the state of Illinois for the class of 2013.

2016-17 Season Highs

Points	14, Saint Joseph's College (12/7/16)
Rebounds	12, East Tennessee State (12/10/16)
Assists	3, East Tennessee State (12/10/16)
Steals	3, Saint Joseph's College (12/7/16); vs Northwestern (12/17/16)
Blocks	2, Saint Joseph's College (12/7/16)
FG's Made	6, Saint Joseph's College (12/7/16)
FT's Made	4, Winthrop (12/3/16)
Minutes	31, East Tennessee State (12/10/16)

Career Highs

Points	26, vs St. Bonaventure (3/13/15)
Rebounds	12, East Tennessee State (12/10/16)
Assists	8, North Florida (12/5/15)
Steals	3, La Salle (1/14/15); Arkansas (12/30/15); Saint Joseph's College (12/7/16); vs Northwestern (12/17/16)
Blocks	3, at Davidson (1/20/15); at UMass (1/29/15); Rhode Island (3/3/15)
FG's Made	11, vs St. Bonaventure (3/13/15)
FT's Made	9, at Saint Louis (2/10/15)
Minutes	39, Rhode Island (3/3/15)

Career Statistics

			Total		3-Point		F-Throws		Rebounds										Scoring	
Season	gp-gs	min/avg	fg-fga	pct	fg-fga	pct	ft-fa	pct	off	def	tot	avg	pf	fo	ast	to	blk	stl	pts	avg
1314-15	37-0	316/8.5	34-62	.548	0-2	.000	15-46	.326	15	32	47	1.3	52	1	9	21	11	11	83	2.2
1415-16	35-27	1020/29.1	159-288	.552	3-9	.333	123-212	.580	39	148	187	5.3	116	5	37	85	32	30	444	12.7
1516-17	27-26	704/26.1	103-209	.493	3-14	.214	70-127	.551	33	98	131	4.9	71	1	38	53	11	17	279	10.3
1617-18	4-2	89/22.3	17-33	.515	1-3	.333	10-17	.588	3	19	22	5.5	12	0	6	9	4	7	45	11.3
TOTAL	103-55	2129/20.7	313-592	.529	7-28	.250	218-402	.542	90	297	387	3.8	251	7	90	168	58	65	851	8.3



33 RYAN MIKESELL

Sophomore • G • 6-7" • 195 • St. Henry, Ohio / St. Henry

TRACKING RYAN IN 2016-17

- In his first career start, he added six points and two blocks versus Austin Peay.
- Tallied 12 points and five rebounds at Alabama.
- Registered six points and six rebounds versus No. 17 Saint Mary's.
- Had nine points and five rebounds versus Nebraska.
- Finished with three points, three rebounds and three assists against Portland.
- Added seven points and five rebounds against New Mexico.
- Recorded five points, two rebounds, an assist and a steal against Winthrop.
- Had four points, four rebounds, two assists and two steals versus Saint Joseph's College.
- Chipped in with four points, one rebound and one assist against East Tennessee State.
- Tallied six points, five rebounds and a block versus Northwestern.

2015-16

- Led the Flyers with 21 points, eight rebounds and four assists in the opener against Southeast Missouri.
- Named the Atlantic 10 Rookie of the Week on Nov. 16, 2015.
- Sank a three pointer and had two rebounds versus Alabama.
- Added five points, two rebounds, one assist, one block and one steal versus William & Mary.
- Had two points, one rebound and one assist against Iowa.
- Scored three points versus Monmouth.
- Scored five points against No. 23 Xavier.
- Shot 2-of-2 from the field for four points against North Florida.
- Had three points, an assist, one block and one steal versus Furman.
- Played three minutes versus Miami.
- Dished out two assists and had a rebound at Duquesne.
- Recorded five points, four rebounds and an assist versus UMass.
- Played one minute at La Salle.
- Scored eight points on 3-of-4 shooting from the field to go with two rebounds versus Davidson.
- Played two minutes versus George Washington.
- Had an assist at St. Bonaventure.
- Had three rebounds and two assists versus Saint Louis.
- Added two points, five rebounds and two assists at George Mason.
- Played four minutes at Saint Joseph's.
- Played four minutes at Saint Louis.
- Had four points and two assists at home against Rhode Island.
- Made one steal against VCU.
- Had two points, two rebounds and a block versus Richmond in the A-10 Quarterfinals.

HIGH SCHOOL

- First Team All-State selection
- District Player of the Year
- Averaged 22.2 points, 11.2 rebounds, 3.6 assists, and 3.4 blocks
- Plans to suit up for the baseball team at some point in his career.

2016-17 Season Highs

Points	12, at Alabama (11/15/16)
Rebounds	6, Saint Mary's (11/19/16)
Assists	3, vs Portland (11/25/16)
Steals	2, Saint Joseph's College (12/7/16)
Blocks	2, Austin Peay (11/11/16)
FG's Made	4, at Alabama (11/15/16)
FT's Made	5, vs Nebraska (11/24/16)
Minutes	32, vs Nebraska (11/24/16)

Career Highs

Points	21, SEMO (11/13/15)
Rebounds	8, SEMO (11/13/15)
Assists	4, SEMO (11/13/15)
Steals	2, Saint Joseph's College (12/7/16)
Blocks	2, Austin Peay (11/11/16)
FG's Made	7, SEMO (11/13/15)
FT's Made	5, SEMO (11/13/15); vs Nebraska (11/24/16)
Minutes	32, vs Nebraska (11/24/16)

Career Statistics

Season	gp-gs	min/avg	Total		3-Point		F-Throws		Rebounds										Scoring	
			fg-fga	pct	fg-fga	pct	ft-fla	pct	off	def	tot	avg	pf	fo	ast	to	blk	stl	pts	avg
1516-17	22-0	176/8.0	25-51	.490	11-33	.333	6-13	.462	10	22	32	1.5	22	0	17	10	5	4	67	3.0
1617-18	10-10	245/24.5	21-53	.396	6-23	.261	14-22	.636	12	28	40	4.0	25	0	11	10	6	4	62	6.2
TOTAL	32-10	421/13.2	46-104	.442	17-56	.304	20-35	.571	22	50	72	2.3	47	0	28	20	11	8	129	4.0



14 JEREMIAH BONSU

Sophomore • G • 5' 11" • 150 lbs • Pickerington, Ohio / Pickerington North

TRACKING JEREMIAH IN 2016-17

- The Players' Tribune on Oct. 21 published a first-person piece by Bonsu about his experiences as a Dayton walk on.
- Made his college debut against Austin Peay in the home opener.
- Played one minute versus Saint Joseph's College.

2015-16

- Member of Student-Athlete Advisory Committee.

2014-15

- Initially a team manager, he was promoted to the team on Feb. 10 due to a season-ending knee injury to William Dupuy. When it was announced that Bonsu would dress for the game at Saint Louis, one of the first retweets and favorites came from Dupuy.

HIGH SCHOOL

- Played one season for Pickerington North after being cut from the team as a freshman, sophomore and junior.

Career Statistics

Season	gp-gs	min/avg	Total		3-Point		F-Throws		Rebounds										Scoring	
			fg-fga	pct	fg-fga	pct	ft-fa	pct	off	def	tot	avg	pf	fo	ast	to	blk	stl	pts	avg
1617-18	2-0	1/0.5	0-0	.000	0-0	.000	0-0	.000	0	0	0	0.0	0	0	0	0	0	0	0	0.0



23 JACK WESTERFIELD

Sophomore • G • 6' 1" • 185 lbs • Cincinnati, Ohio / St. Xavier

TRACKING JACK IN 2016-17

- Attempted a free throw against Austin Peay.
- Played one minute versus Saint Joseph's College.

2015-16

- Played one minute against Southeast Missouri.

HIGH SCHOOL

- 6-1 Freshman guard from Cincinnati, Ohio
- Named Second Team All-GCL South
- Shot 91% from the free throw line

Career Statistics

Season	gp-gs	min/avg	Total		3-Point		F-Throws		Rebounds										Scoring	
			fg-fga	pct	fg-fga	pct	ft-fa	pct	off	def	tot	avg	pf	fo	ast	to	blk	stl	pts	avg
1516-17	1-0	1/1.0	0-0	.000	0-0	.000	0-0	.000	0	0	0	0.0	0	0	0	0	0	0	0	0.0
1617-18	2-0	2/1.0	0-0	.000	0-0	.000	0-1	.000	0	0	0	0.0	0	0	0	0	0	0	0	0.0
TOTAL	3-0	3/1.0	0-0	.000	0-0	.000	0-1	.000	0	0	0	0.0	0	0	0	0	0	0	0	0.0



44 JOEY GRUDEN

Senior • G • 6-2 • 163 • Leesburg, Virginia / Sycamore

TRACKING JOEY 2016-17

- Played one minute against Austin Peay.
- Scored his first career point against Saint Joseph's College.

2015-16

- Hauled in a rebound against Southeast Missouri.
- Played one minute against Massachusetts.
- Played one minute against Saint Louis.
- Played one minute at George Mason.

2014-15

- Played in seven games averaging 1.0 minutes per game.

HIGH SCHOOL

- He is the son of Washington Redskins Head Coach Jay Gruden and the nephew of UD football legend and Super Bowl winning coach Jon Gruden.
- Gruden was all-conference in three sports: basketball, football, and volleyball. He was named to the Second Team All-District as a senior at Sycamore.

Career Statistics

Season	gp-gs	min/avg	Total		3-Point		F-Throws		Rebounds										Scoring	
			fg-fga	pct	fg-fga	pct	ft-fa	pct	off	def	tot	avg	pf	fo	ast	to	blk	stl	pts	avg
1415-16	7-0	7/1.0	0-0	.000	0-0	.000	0-0	.000	0	0	0	0.0	0	0	0	0	0	0	0	0.0
1516-17	4-0	4/1.0	0-1	.000	0-0	.000	0-0	.000	0	1	1	0.3	0	0	0	0	0	0	0	0.0
1617-18	2-0	3/1.5	0-1	.000	0-0	.000	1-2	.500	1	0	1	0.5	0	0	0	0	0	0	1	0.5
TOTAL	13-0	14/1.1	0-2	.000	0-0	.000	1-2	.500	1	1	2	0.2	0	0	0	0	0	0	1	0.1



24 ADAM GOINES

Freshman • G • 6' 3" • 193 lbs • Cincinnati, Ohio / Walnut Hills

HIGH SCHOOL

- All-City Honorable Mention (2016), 1st Team All Conference (2016), 1st Team All Academic Team (2014-2016).
- Averaged 9.9 points (2016).
- Also ran track and field, where he was a district and regional qualifier in 4x100 and 4x200 relays.

Career Statistics



51 BEN KANIESKI

Freshman • G • 6' 3" • 196 lbs • Brecksville, Ohio / Walsh Jesuit

HIGH SCHOOL

- Helped lead team to conference title in 2014-2015 season
- Played varsity (2014-2016).
- Was selected as the Most Improved Award recipient by his team.
- He is the son of UD Hall of Famer Mike Kanieski, who played for the Flyers from 1978-82.

Career Statistics



10 JACK PARSLEY

Junior • F • 6' 5" • 225 lbs • Granville, Ohio / Granville

TRACKING JACK IN 2016-17

- Made his collegiate debut versus Austin Peay.
- Played one minute versus Saint Joseph's College.

HIGH SCHOOL

- Second Team All Conference in 2014 and served as a team captain.
- Related to Lee Ann Parsley who was an Olympic Medalist in the skeleton. She was the first female skeleton athlete to win a world cup medal for the United States and earned a silver medal in the women's skeleton event, a first in Olympic history, during the 2002 Salt Lake City Olympic Winter Games.

Career Statistics

Season	gp-gs	min/avg	Total		3-Point		F-Throws		Rebounds				Scoring			
			fg-fga	pct	fg-fga	pct	ft-fa	pct	off	def	tot	avg	pts	avg	pts	avg
1617-18	2-0	2/1.0	0-0	.000	0-0	.000	0-0	.000	0	0	0	0.0	0	0	0	0.0
TOTAL	2-0	2/1.0	0-0	.000	0-0	.000	0-0	.000	0	0	0	0.0	0	0	0	0.0



The Automated ScoreBook
Dayton Combined Team Statistics (as of Dec 18, 2016)
All games



RECORD:	OVERALL	HOME	AWAY	NEUTRAL
ALL GAMES	7-3	4-1	1-0	2-2
CONFERENCE	0-0	0-0	0-0	0-0
NON-CONFERENCE	7-3	4-1	1-0	2-2

#	Player	gp-gs	min	avg	Total		3-Point		F-Throw		Rebounds				pf	dq	a	to	blk	stl	pts	avg
					fg-fga	fg%	3fg-fga	3fg%	ft-fa	ft%	off	def	tot	avg								
04	COOKE, Charles	10-10	317	31.7	62-128	.484	18-46	.391	50-69	.725	7	46	53	5.3	18	1	23	18	10	11	192	19.2
11	SMITH, Scoochie	10-10	303	30.3	52-102	.510	18-44	.409	22-30	.733	5	25	30	3.0	26	0	36	21	0	21	144	14.4
00	CUNNINGHAM, Josh	2-2	34	17.0	10-12	.833	0-0	.000	5-5	1.000	4	5	9	4.5	8	0	0	2	0	0	25	12.5
25	POLLARD, Kendall	4-2	89	22.3	17-33	.515	1-3	.333	10-17	.588	3	19	22	5.5	12	0	6	9	4	7	45	11.3
02	MILLER, Sam	9-5	175	19.4	23-51	.451	10-22	.455	16-23	.696	15	22	37	4.1	17	0	7	11	6	3	72	8.0
03	DAVIS, Kyle	10-10	260	26.0	30-54	.556	4-19	.211	13-19	.684	4	31	35	3.5	21	0	25	14	5	20	77	7.7
20	WILLIAMS, Xeyrius	10-1	242	24.2	27-59	.458	9-26	.346	9-12	.750	16	23	39	3.9	23	0	14	16	14	7	72	7.2
33	MIKESELL, Ryan	10-10	245	24.5	21-53	.396	6-23	.261	14-22	.636	12	28	40	4.0	25	0	11	10	6	4	62	6.2
01	DAVIS, Darrell	10-0	156	15.6	13-44	.295	9-25	.360	10-15	.667	5	19	24	2.4	16	0	3	9	0	4	45	4.5
15	CROSBY, John	10-0	147	14.7	8-26	.308	2-6	.333	7-18	.389	4	22	26	2.6	16	0	11	6	0	5	25	2.5
12	LANDERS, Trey	4-0	24	6.0	4-6	.667	0-1	.000	1-3	.333	1	4	5	1.3	12	0	1	1	1	2	9	2.3
44	GRUDEN, Joey	2-0	3	1.5	0-1	.000	0-0	.000	1-2	.500	1	0	1	0.5	0	0	0	0	0	0	1	0.5
23	WESTERFIELD, Jack	2-0	2	1.0	0-0	.000	0-0	.000	0-1	.000	0	0	0	0.0	0	0	0	0	0	0	0	0.0
10	PARSLEY, Jack	2-0	2	1.0	0-0	.000	0-0	.000	0-0	.000	0	0	0	0.0	0	0	0	0	0	0	0	0.0
14	BONSU, Jeremiah	2-0	1	0.5	0-0	.000	0-0	.000	0-0	.000	0	0	0	0.0	0	0	0	0	0	0	0	0.0
Team											14	9	23					1				
Total.....		10	2000		267-569	.469	77-215	.358	158-236	.669	91	253	344	34.4	194	1	137	118	46	84	769	76.9
Opponents.....		10	2000		223-542	.411	72-210	.343	148-203	.729	96	256	352	35.2	197	-	119	166	30	43	666	66.6

TEAM STATISTICS	UD	OPP
SCORING	769	666
Points per game	76.9	66.6
Scoring margin	+10.3	-
FIELD GOALS-ATT	267-569	223-542
Field goal pct	.469	.411
3 POINT FG-ATT	77-215	72-210
3-point FG pct	.358	.343
3-pt FG made per game	7.7	7.2
FREE THROWS-ATT	158-236	148-203
Free throw pct	.669	.729
F-Throws made per game	15.8	14.8
REBOUNDS	344	352
Rebounds per game	34.4	35.2
Rebounding margin	-0.8	-
ASSISTS	137	119
Assists per game	13.7	11.9
TURNOVERS	118	166
Turnovers per game	11.8	16.6
Turnover margin	+4.8	-
Assist/turnover ratio	1.2	0.7
STEALS	84	43
Steals per game	8.4	4.3
BLOCKS	46	30
Blocks per game	4.6	3.0
ATTENDANCE	64516	22149
Home games-Avg/Game	5-12903	1-10834
Neutral site-Avg/Game	-	4-2829

Date	Opponent		Score	Att.
11/11/16	AUSTIN PEAY	w	96-68	13121
11/15/16	at Alabama	w	77-72	10834
11/19/16	SAINT MARY'S	L	57-61	13175
& 11/24/16	vs Nebraska	L	78-80	3816
& 11/25/16	vs Portland	w	84-74	3278
& 11/27/16	vs New Mexico	w	64-57	4221
12/3/16	WINTHROP	w	83-67	12708
12/6/16	SAINT JOSEPH'S (IN)	w	91-59	12495
12/10/16	EAST TENNESSEE STATE	w	75-61	13017
12/17/16	vs Northwestern	L	64-67	0

* = Conference game

& = Wooden Legacy

Score by Periods	1st	2nd	Totals
Dayton	327	442	769
Opponents	320	346	666



The Automated ScoreBook
Dayton Combined Team Statistics (as of Dec 10, 2016)
Home games



RECORD:	OVERALL	HOME	AWAY	NEUTRAL
ALL GAMES	4-1	4-1	0-0	0-0
CONFERENCE	0-0	0-0	0-0	0-0
NON-CONFERENCE	4-1	4-1	0-0	0-0

#	Player	gp-gs	min	avg	Total		3-Point		F-Throw		Rebounds						a	to	blk	stl	pts	avg
					fg-fga	fg%	3fg-fga	3fg%	ft-fa	ft%	off	def	tot	avg	pf	dq						
04	COOKE, Charles	5-5	160	32.0	38-73	.521	12-31	.387	24-32	.750	5	21	26	5.2	7	0	11	8	8	4	112	22.4
00	CUNNINGHAM, Josh	1-1	19	19.0	5-6	.833	0-0	.000	3-3	1.000	2	4	6	6.0	4	0	0	1	0	0	13	13.0
11	SMITH, Scoochie	5-5	150	30.0	25-49	.510	7-19	.368	7-9	.778	2	20	22	4.4	10	0	17	10	0	10	64	12.8
25	POLLARD, Kendall	3-1	66	22.0	15-26	.577	1-2	.500	7-12	.583	3	17	20	6.7	8	0	6	7	4	4	38	12.7
03	DAVIS, Kyle	5-5	126	25.2	16-24	.667	2-8	.250	6-7	.857	1	17	18	3.6	11	0	13	9	2	13	40	8.0
02	MILLER, Sam	4-2	68	17.0	10-20	.500	1-6	.167	11-14	.786	8	13	21	5.3	5	0	2	5	2	2	32	8.0
01	DAVIS, Darrell	5-0	69	13.8	9-21	.429	5-9	.556	5-9	.556	1	8	9	1.8	5	0	2	7	0	3	28	5.6
20	WILLIAMS, Xeyrius	5-1	118	23.6	11-29	.379	2-11	.182	2-2	1.000	9	11	20	4.0	10	0	8	7	10	4	26	5.2
33	MIKESELL, Ryan	5-5	120	24.0	10-27	.370	2-13	.154	3-6	.500	8	9	17	3.4	9	0	5	5	4	3	25	5.0
12	LANDERS, Trey	2-0	17	8.5	4-6	.667	0-1	.000	1-3	.333	1	3	4	2.0	8	0	0	0	0	2	9	4.5
15	CROSBY, John	5-0	79	15.8	5-15	.333	1-4	.250	3-11	.273	4	10	14	2.8	8	0	6	2	0	4	14	2.8
44	GRUDEN, Joey	2-0	3	1.5	0-1	.000	0-0	.000	1-2	.500	1	0	1	0.5	0	0	0	0	0	0	1	0.5
14	BONSU, Jeremiah	2-0	1	0.5	0-0	.000	0-0	.000	0-0	.000	0	0	0	0.0	0	0	0	0	0	0	0	0.0
23	WESTERFIELD, Jack	2-0	2	1.0	0-0	.000	0-0	.000	0-1	.000	0	0	0	0.0	0	0	0	0	0	0	0	0.0
10	PARSLEY, Jack	2-0	2	1.0	0-0	.000	0-0	.000	0-0	.000	0	0	0	0.0	0	0	0	0	0	0	0	0.0
Team											5	4	9					1				
Total.....		5	1000		148-297	.498	33-104	.317	73-111	.658	50	137	187	37.4	85	0	70	62	30	49	402	80.4
Opponents.....		5	1000		108-277	.390	38-115	.330	62-86	.721	48	120	168	33.6	92	-	63	92	12	21	316	63.2

TEAM STATISTICS	UD	OPP
SCORING	402	316
Points per game	80.4	63.2
Scoring margin	+17.2	-
FIELD GOALS-ATT	148-297	108-277
Field goal pct	.498	.390
3 POINT FG-ATT	33-104	38-115
3-point FG pct	.317	.330
3-pt FG made per game	6.6	7.6
FREE THROWS-ATT	73-111	62-86
Free throw pct	.658	.721
F-Throws made per game	14.6	12.4
REBOUNDS	187	168
Rebounds per game	37.4	33.6
Rebounding margin	+3.8	-
ASSISTS	70	63
Assists per game	14.0	12.6
TURNOVERS	62	92
Turnovers per game	12.4	18.4
Turnover margin	+6.0	-
Assist/turnover ratio	1.1	0.7
STEALS	49	21
Steals per game	9.8	4.2
BLOCKS	30	12
Blocks per game	6.0	2.4
ATTENDANCE	64516	0
Home games-Avg/Game	5-12903	0-0
Neutral site-Avg/Game	-	0-0

Date	Opponent		Score	Att.
11/11/16	AUSTIN PEAY	w	96-68	13121
11/19/16	SAINT MARY'S	L	57-61	13175
12/3/16	WINTHROP	w	83-67	12708
12/6/16	SAINT JOSEPH'S (IN)	w	91-59	12495
12/10/16	EAST TENNESSEE STATE	w	75-61	13017

* = Conference game

& = Wooden Legacy

Score by Periods	1st	2nd	Totals
Dayton	179	223	402
Opponents	148	168	316



The Automated ScoreBook
Dayton Combined Team Statistics (as of Nov 15, 2016)
Away games



RECORD:	OVERALL	HOME	AWAY	NEUTRAL
ALL GAMES	1-0	0-0	1-0	0-0
CONFERENCE	0-0	0-0	0-0	0-0
NON-CONFERENCE	1-0	0-0	1-0	0-0

#	Player	gp-gs	min	avg	Total		3-Point		F-Throw		Rebounds								a	to	blk	stl	pts	avg
					fg-fga	fg%	3fg-fga	3fg%	ft-fga	ft%	off	def	tot	avg	pf	dq								
11	SMITH, Scoochie	1-1	34	34.0	7-12	.583	3-7	.429	3-7	.429	0	0	0	0.0	4	0	4	4	0	3	20	20.0		
04	COOKE, Charles	1-1	35	35.0	4-9	.444	2-3	.667	9-13	.692	0	10	10	10.0	0	0	1	2	0	0	19	19.0		
33	MIKESELL, Ryan	1-1	25	25.0	4-5	.800	2-2	1.000	2-3	.667	1	4	5	5.0	4	0	1	1	0	1	12	12.0		
00	CUNNINGHAM, Josh	1-1	15	15.0	5-6	.833	0-0	.000	2-2	1.000	2	1	3	3.0	4	0	0	1	0	0	12	12.0		
02	MILLER, Sam	1-0	25	25.0	2-6	.333	1-3	.333	2-3	.667	1	0	1	1.0	0	0	1	0	0	0	7	7.0		
01	DAVIS, Darrell	1-0	18	18.0	1-2	.500	1-2	.500	1-2	.500	0	3	3	3.0	3	0	0	0	0	0	4	4.0		
03	DAVIS, Kyle	1-1	23	23.0	1-2	.500	0-1	.000	0-1	.000	0	1	1	1.0	3	0	2	2	0	1	2	2.0		
15	CROSBY, John	1-0	10	10.0	0-2	.000	0-0	.000	1-2	.500	0	3	3	3.0	2	0	0	1	0	0	1	1.0		
20	WILLIAMS, Xeyrius	1-0	15	15.0	0-0	.000	0-0	.000	0-0	.000	0	0	0	0.0	3	0	2	0	1	0	0	0.0		
Team											1	1	2											
Total.....		1	200		24-44	.545	9-18	.500	20-33	.606	5	23	28	28.0	23	0	11	11	1	5	77	77.0		
Opponents.....		1	200		23-59	.390	6-23	.261	20-30	.667	18	22	40	40.0	25	-	11	11	3	4	72	72.0		

TEAM STATISTICS	UD	OPP	Date	Opponent	Score	Att.
SCORING	77	72	11/15/16	at Alabama	w 77-72	10834
Points per game	77.0	72.0				
Scoring margin	+5.0	-				
FIELD GOALS-ATT	24-44	23-59				
Field goal pct	.545	.390				
3 POINT FG-ATT	9-18	6-23				
3-point FG pct	.500	.261				
3-pt FG made per game	9.0	6.0				
FREE THROWS-ATT	20-33	20-30				
Free throw pct	.606	.667				
F-Throws made per game	20.0	20.0				
REBOUNDS	28	40				
Rebounds per game	28.0	40.0				
Rebounding margin	-12.0	-				
ASSISTS	11	11				
Assists per game	11.0	11.0				
TURNOVERS	11	11				
Turnovers per game	11.0	11.0				
Turnover margin	+0.0	-				
Assist/turnover ratio	1.0	1.0				
STEALS	5	4				
Steals per game	5.0	4.0				
BLOCKS	1	3				
Blocks per game	1.0	3.0				
ATTENDANCE	0	10834				
Home games-Avg/Game	0-0	1-10834				
Neutral site-Avg/Game	-	0-0				

Score by Periods	1st	2nd	Totals
Dayton	31	46	77
Opponents	36	36	72

* - Conference game



The Automated ScoreBook
Dayton Combined Team Statistics (as of Nov 29, 2016)
Wooden Legacy



RECORD:	OVERALL	HOME	AWAY	NEUTRAL
ALL GAMES	2-1	0-0	0-0	2-1
CONFERENCE	0-0	0-0	0-0	0-0
NON-CONFERENCE	2-1	0-0	0-0	2-1

#	Player	gp-gs	min	avg	Total		3-Point		F-Throw		Rebounds				pf	dq	a	to	blk	stl	pts	avg
					fg-fga	fg%	3fg-fga	3fg%	ft-fa	ft%	off	def	tot	avg								
04	COOKE, Charles	3-3	89	29.7	17-37	.459	3-9	.333	12-18	.667	2	13	15	5.0	8	1	8	7	1	5	49	16.3
11	SMITH, Scoochie	3-3	89	29.7	15-30	.500	6-14	.429	6-6	1.000	3	3	6	2.0	9	0	13	4	0	2	42	14.0
20	WILLIAMS, Xeyrius	3-0	82	27.3	13-24	.542	5-11	.455	7-10	.700	6	11	17	5.7	7	0	3	8	2	3	38	12.7
03	DAVIS, Kyle	3-3	90	30.0	12-20	.600	2-8	.250	7-11	.636	2	9	11	3.7	5	0	7	3	3	6	33	11.0
02	MILLER, Sam	3-3	69	23.0	9-20	.450	6-9	.667	0-1	.000	5	5	10	3.3	10	0	3	5	3	1	24	8.0
33	MIKESELL, Ryan	3-3	82	27.3	5-16	.313	0-3	.000	9-13	.692	3	10	13	4.3	8	0	5	3	1	0	19	6.3
01	DAVIS, Darrell	3-0	44	14.7	3-18	.167	3-12	.250	2-2	1.000	3	6	9	3.0	6	0	0	2	0	1	11	3.7
15	CROSBY, John	3-0	48	16.0	3-8	.375	1-2	.500	3-5	.600	0	7	7	2.3	5	0	5	3	0	1	10	3.3
12	LANDERS, Trey	2-0	7	3.5	0-0	.000	0-0	.000	0-0	.000	0	1	1	0.5	4	0	1	1	1	0	0	0.0
Team											7	3	10									
Total.....		3	600		77-173	.445	26-68	.382	46-66	.697	31	68	99	33.0	62	1	45	36	11	19	226	75.3
Opponents.....		3	600		71-155	.458	20-48	.417	49-61	.803	22	78	100	33.3	59	-	31	49	9	14	211	70.3

TEAM STATISTICS

	UD	OPP
SCORING	226	211
Points per game	75.3	70.3
Scoring margin	+5.0	-
FIELD GOALS-ATT	77-173	71-155
Field goal pct	.445	.458
3 POINT FG-ATT	26-68	20-48
3-point FG pct	.382	.417
3-pt FG made per game	8.7	6.7
FREE THROWS-ATT	46-66	49-61
Free throw pct	.697	.803
F-Throws made per game	15.3	16.3
REBOUNDS	99	100
Rebounds per game	33.0	33.3
Rebounding margin	-0.3	-
ASSISTS	45	31
Assists per game	15.0	10.3
TURNOVERS	36	49
Turnovers per game	12.0	16.3
Turnover margin	+4.3	-
Assist/turnover ratio	1.3	0.6
STEALS	19	14
Steals per game	6.3	4.7
BLOCKS	11	9
Blocks per game	3.7	3.0
ATTENDANCE	0	11315
Home games-Avg/Game	0-0	0-0
Neutral site-Avg/Game	-	3-3772

Date	Opponent	Score	Att.
& 11/24/16	vs Nebraska	L 78-80	3816
& 11/25/16	vs Portland	W 84-74	3278
& 11/27/16	vs New Mexico	W 64-57	4221

* = Conference game

& = Wooden Legacy

Score by Periods	1st	2nd	Totals
Dayton	100	126	226
Opponents	96	115	211



The Automated ScoreBook
Dayton Points-Rebounds-Assists (as of Dec 18, 2016)
All games



Opponent	Date	Score		00 CUNNINGHAM	1 DAVIS,DARR	2 MILLER,SAM	3 DAVIS,KYLE	4 COOKE,CHAR	10 PARSLEY,JA	11 SMITH,SCOO
AUSTIN PEAY	11/11/16	96-68	w	13-6-0	17-2-1	10-6-0	2-3-2	31-4-3	0-0-0	11-5-6
at Alabama	11/15/16	77-72	w	12-3-0	4-3-0	7-1-1	2-1-2	19-10-1	DNP	20-0-4
SAINT MARY'S	11/19/16	57-61	L	DNP	5-1-0	8-5-1	3-3-0	19-7-0	DNP	16-2-3
vs Nebraska	11/24/16	78-80	L	DNP	0-3-0	11-3-1	7-3-2	17-5-2	DNP	13-3-3
vs Portland	11/25/16	84-74	w	DNP	6-3-0	10-1-2	14-5-3	20-4-1	DNP	17-1-7
vs New Mexico	11/27/16	64-57	w	DNP	5-3-0	3-6-0	12-3-2	12-6-5	DNP	12-2-3
WINTHROP	12/3/16	83-67	w	DNP	3-1-1	8-6-0	11-6-5	20-6-1	DNP	15-7-3
SAINT JOSEPH'S (IN)	12/6/16	91-59	w	DNP	3-3-0	DNP	18-3-2	18-1-4	0-0-0	13-3-3
EAST TENNESSEE STATE	12/10/16	75-61	w	DNP	0-2-0	6-4-1	6-3-4	24-8-3	DNP	9-5-2
vs Northwestern	12/17/16	64-67	L	DNP	2-3-1	9-5-1	2-5-3	12-2-3	DNP	18-2-2

Opponent	Date	Score		12 LANDERS,TR	14 BONSU,JERE	15 CROSBY,JOH	20 WILLIAMS,X	23 WESTERFIEL	25 POLLARD,KE	33 MIKESELL,R
AUSTIN PEAY	11/11/16	96-68	w	4-1-0	0-0-0	0-2-4	2-4-2	0-0-0	DNP	6-4-1
at Alabama	11/15/16	77-72	w	DNP	DNP	1-3-0	0-0-2	DNP	DNP	12-5-1
SAINT MARY'S	11/19/16	57-61	L	DNP	DNP	0-0-0	0-6-1	DNP	DNP	6-6-0
vs Nebraska	11/24/16	78-80	L	0-0-1	DNP	6-2-2	15-9-0	DNP	DNP	9-5-1
vs Portland	11/25/16	84-74	w	0-1-0	DNP	0-1-1	14-5-2	DNP	DNP	3-3-3
vs New Mexico	11/27/16	64-57	w	DNP	DNP	4-4-2	9-3-1	DNP	DNP	7-5-1
WINTHROP	12/3/16	83-67	w	DNP	DNP	0-6-0	9-2-1	DNP	12-5-1	5-2-1
SAINT JOSEPH'S (IN)	12/6/16	91-59	w	5-3-0	0-0-0	7-5-1	8-5-3	0-0-0	14-3-2	4-4-2
EAST TENNESSEE STATE	12/10/16	75-61	w	DNP	DNP	7-1-1	7-3-1	DNP	12-12-3	4-1-1
vs Northwestern	12/17/16	64-67	L	DNP	DNP	0-2-0	8-2-1	DNP	7-2-0	6-5-0

Opponent	Date	Score		44 GRUDEN,JOE
AUSTIN PEAY	11/11/16	96-68	w	0-0-0
at Alabama	11/15/16	77-72	w	DNP
SAINT MARY'S	11/19/16	57-61	L	DNP
vs Nebraska	11/24/16	78-80	L	DNP
vs Portland	11/25/16	84-74	w	DNP
vs New Mexico	11/27/16	64-57	w	DNP
WINTHROP	12/3/16	83-67	w	DNP
SAINT JOSEPH'S (IN)	12/6/16	91-59	w	1-1-0
EAST TENNESSEE STATE	12/10/16	75-61	w	DNP
vs Northwestern	12/17/16	64-67	L	DNP



Official Basketball Box Score -- Game Totals -- Final Statistics
Austin Peay vs Dayton
11/11/16 7:07 pm ET at Tom Blackburn Court at UD Arena



Austin Peay 68 • 1-0

#	Player	Total		3-Ptr		Rebounds			PF	TP	A	TO	Blk	Stl	Min	
		FG-FGA	FG-FGA	FT-FTA	Off	Def	Tot									
02	SAVAGE, Jared	f	1-7	0-4	0-0	1	3	4	3	2	3	2	0	0	23	
03	PORTER-BUNTON, Chris	f	4-9	0-2	2-2	3	5	8	1	10	0	1	0	0	21	
42	JONES, Kenny	f	3-4	0-0	3-5	1	0	1	2	9	1	1	0	0	17	
04	ROBINSON, Josh	g	8-17	2-5	8-9	1	3	4	1	26	2	5	0	1	40	
32	MURRY, John	g	2-5	2-2	3-4	0	4	4	2	9	0	2	0	0	24	
01	DIOP, Assane		1-2	0-0	1-2	2	8	10	3	3	0	2	0	0	26	
23	HARRIS, Steve		0-0	0-0	0-0	0	0	0	0	0	0	1	0	0	4	
25	CLAYTON, Dre'Kalo		0-3	0-1	0-0	0	2	2	2	0	2	1	1	0	16	
45	GLOTTA, Zach		3-9	3-8	0-1	0	0	0	2	9	2	0	0	0	29	
Team						3	0	3			2					
Totals			22-56	7-22	17-23	11	25	36	16	68	10	17	1	1	200	
FG % 1st Half: 9-27		33.3%	2nd half: 13-29	44.8%	Game: 22-56	39.3%										Deadball Rebounds 2
3FG % 1st Half: 2-10		20.0%	2nd half: 5-12	41.7%	Game: 7-22	31.8%										
FT % 1st Half: 7-13		53.8%	2nd half: 10-10	100.0%	Game: 17-23	73.9%										

Dayton 96 • 0-1

#	Player	Total		3-Ptr		Rebounds			PF	TP	A	TO	Blk	Stl	Min.
		FG-FGA	FG-FGA	FT-FTA	Off	Def	Tot								
00	CUNNINGHAM, Josh	f	5-6	0-0	3-3	2	4	6	4	13	0	1	0	0	19
33	MIKESELL, Ryan	f	3-6	0-3	0-0	1	3	4	3	6	1	1	2	0	22
03	DAVIS, Kyle	g	1-2	0-1	0-0	0	3	3	1	2	2	0	0	0	19
04	COOKE, Charles	g	11-17	5-10	4-5	1	3	4	2	31	3	1	2	0	28
11	SMITH, Scoochie	g	4-9	3-7	0-0	1	4	5	2	11	6	2	0	3	25
01	DAVIS, Darrell		6-12	4-7	1-2	0	2	2	1	17	1	2	0	1	21
02	MILLER, Sam		4-6	1-1	1-2	3	3	6	1	10	0	2	0	1	18
10	PARSLEY, Jack		0-0	0-0	0-0	0	0	0	0	0	0	0	0	0	1
12	LANDERS, Trey		2-2	0-0	0-0	0	1	1	4	4	0	0	0	0	8
14	BONSU, Jeremiah		0-0	0-0	0-0	0	0	0	0	0	0	0	0	0	1
15	CROSBY, John		0-2	0-1	0-2	0	2	2	2	0	4	0	0	1	17
20	WILLIAMS, Xeyrius		1-6	0-2	0-0	2	2	4	2	2	2	0	0	0	19
23	WESTERFIELD, Jack		0-0	0-0	0-1	0	0	0	0	0	0	0	0	0	1
44	GRUDEN, Joey		0-0	0-0	0-0	0	0	0	0	0	0	0	0	0	1
	Team					1	0	1							
Totals			37-68	13-32	9-15	11	27	38	22	96	19	9	4	7	200
FG % 1st Half: 16-28		57.1%	2nd half: 21-40	52.5%	Game: 37-68	54.4%									
3FG % 1st Half: 7-17		41.2%	2nd half: 6-15	40.0%	Game: 13-32	40.6%									
FT % 1st Half: 5-10		50.0%	2nd half: 4-5	80.0%	Game: 9-15	60.0%									
															Deadball Rebounds
															1

Officials: Matt Obias, Eric Anderson, Eric Crenshaw
Technical fouls: Austin Peay-None. Dayton-None.
Attendance: 13121

Score by periods	1st	2nd	Total
Austin Peay	27	41	68
Dayton	44	52	96



Official Basketball Box Score -- Game Totals -- Final Statistics
Dayton vs Alabama
11/15/16 12:15 p.m. at Tuscaloosa, Ala. (Coleman Coliseum)



Dayton 77 • 2-0

#	Player	Total		3-Ptr		Rebounds			PF	TP	A	TO	Blk	Stl	Min
		FG-FGA	FG-FGA	FT-FTA	Off	Def	Tot								
00	CUNNINGHAM, Josh	f	5-6	0-0	2-2	2	1	3	4	12	0	1	0	0	15
33	MIKESELL, Ryan	f	4-5	2-2	2-3	1	4	5	4	12	1	1	0	1	25
03	DAVIS, Kyle	g	1-2	0-1	0-1	0	1	1	3	2	2	2	0	1	23
04	COOKE, Charles	g	4-9	2-3	9-13	0	10	10	0	19	1	2	0	0	35
11	SMITH, Scoochie	g	7-12	3-7	3-7	0	0	0	4	20	4	4	0	3	34
01	DAVIS, Darrell		1-2	1-2	1-2	0	3	3	3	4	0	0	0	0	18
02	MILLER, Sam		2-6	1-3	2-3	1	0	1	0	7	1	0	0	0	25
15	CROSBY, John		0-2	0-0	1-2	0	3	3	2	1	0	1	0	0	10
20	WILLIAMS, Xeyrius		0-0	0-0	0-0	0	0	0	3	0	2	0	1	0	15
Team						1	1	2							
Totals			24-44	9-18	20-33	5	23	28	23	77	11	11	1	5	200
FG % 1st Half: 10-21		47.6%	2nd half: 14-23	60.9%	Game: 24-44	54.5%									
3FG % 1st Half: 5-10		50.0%	2nd half: 4-8	50.0%	Game: 9-18	50.0%									
FT % 1st Half: 6-10		60.0%	2nd half: 14-23	60.9%	Game: 20-33	60.6%									
Deadball Rebounds 6															

Alabama 72 • 1-1

#	Player		Total		3-Ptr		Rebounds			PF	TP	A				Min
			FG-FGA	FG-FGA	FT-FTA	Off	Def	Tot	To			Blk	Stl			
01	Norris, Riley	f	2-10	2-6	2-4	3	2	5	4	8	1	1	0	0	27	
10	Taylor, Jimmie	f	4-8	0-0	0-1	1	0	1	3	8	0	0	1	2	20	
21	Olaniyan, Bola	f	0-0	0-0	0-0	0	3	3	1	0	0	0	0	0	9	
03	Collins, Corban	g	6-14	2-5	1-2	1	1	2	4	15	1	2	0	1	29	
12	Ingram, Dazon	g	5-7	0-2	4-6	1	2	3	3	14	7	2	0	1	37	
00	King, Nick		0-2	0-1	0-0	0	1	1	0	0	1	2	0	0	8	
05	Johnson Jr, Avery		1-3	0-1	0-0	0	1	1	2	2	0	1	0	0	6	
11	Hale, Shannon		0-4	0-3	2-2	1	1	2	0	2	0	0	1	0	13	
22	Davis, Ar'Mond		1-3	1-3	4-4	0	2	2	1	7	0	1	0	0	7	
25	Key, Braxton		4-8	1-2	6-9	2	4	6	4	15	1	1	1	0	26	
35	Hall, Donta		0-0	0-0	1-2	3	2	5	3	1	0	0	0	0	18	
Team						6	3	9								
Totals			23-59	6-23	20-30	18	22	40	25	72	11	11	3	4	200	
FG % 1st Half: 10-27			37.0%	2nd half: 13-32	40.6%	Game: 23-59			39.0%						Deadball	
3FG % 1st Half: 4-13			30.8%	2nd half: 2-10	20.0%	Game: 6-23			26.1%						Rebounds	
FT % 1st Half: 12-18			66.7%	2nd half: 8-12	66.7%	Game: 20-30			66.7%						5	

Officials: Tony Greene, Lamar Simpson, Jeffrey Anderson
Technical fouls: Dayton-None. Alabama-None.
Attendance: 10834
ESPN Tip Off Marathon

Score by periods	1st	2nd	Total
Dayton	31	46	77
Alabama	36	36	72



Official Basketball Box Score -- Game Totals -- Final Statistics
Saint Mary's vs Dayton
11/19/16 2:05 pm ET at Tom Blackburn Court at UD Arena



Saint Mary's 61 • 3-0

#	Player		Total		3-Ptr		Rebounds			PF	TP	A	TO	Blk	Stl	Min
			FG-FGA	FG-FGA	FT-FTA	Off	Def	Tot								
21	FITZNER, Evan	f	0-1	0-1	0-0	1	2	3	1	0	0	0	0	0	10	
24	HERMANSON, Calvin	f	6-16	4-9	0-0	2	3	5	5	16	0	1	0	0	29	
34	LANDALE, Jock	c	6-8	0-0	3-4	4	10	14	3	15	1	0	1	0	30	
23	NAAR, Emmett	g	1-6	0-2	5-6	0	1	1	1	7	8	7	0	1	36	
05	RAHON, Joe	g	2-6	1-1	2-2	1	1	2	3	7	6	3	1	1	40	
00	KREBS, Tanner		0-3	0-3	0-0	0	2	2	2	0	0	0	0	0	9	
02	GONZALEZ, Stefan		1-3	1-3	0-0	0	0	0	1	3	0	1	0	0	6	
22	PINEAU, Dane		2-2	0-0	1-1	1	2	3	0	5	1	0	0	0	10	
33	CLARK, Kyle		2-8	2-7	2-3	3	4	7	3	8	0	0	0	1	30	
Team						0	1	1				1				
Totals			20-53	8-26	13-16	12	26	38	19	61	16	13	2	3	200	
FG % 1st Half: 13-30			43.3%	2nd half: 7-23	30.4%	Game: 20-53			37.7%	Deadball						
3FG % 1st Half: 5-14			35.7%	2nd half: 3-12	25.0%	Game: 8-26			30.8%	Rebounds						
FT % 1st Half: 8-9			88.9%	2nd half: 5-7	71.4%	Game: 13-16			81.3%	0						



Official Basketball Box Score – Game Totals – Final Statistics
Dayton vs Portland
11/25/16 6:30 PM at Titan Gym (Fullerton, Calif.)



Dayton 84 • 3-2

#	Player	Total		3-Ptr		Rebounds			PF	TP	A TO Blk Stl				Min
		FG-FGA	FG-FGA	FT-FTA	FT-FTA	Off	Def	Tot			A	TO	Blk	Stl	
02	MILLER, Sam	f	4-7	2-3	0-1	1	0	1	3	10	2	4	1	0	21
33	MIKESELL, Ryan	f	1-2	0-1	1-1	0	3	3	2	3	3	0	1	0	28
03	DAVIS, Kyle	g	6-9	1-3	1-2	1	4	5	2	14	3	2	2	3	30
04	COOKE, Charles	g	7-13	1-4	5-7	0	4	4	5	20	1	3	1	0	30
11	SMITH, Scoochie	g	6-9	3-5	2-2	0	1	1	3	17	7	3	0	2	32
01	DAVIS, Darrell	g	2-7	2-3	0-0	1	2	3	3	6	0	1	0	1	16
12	LANDERS, Trey	g	0-0	0-0	0-0	0	1	1	1	0	0	0	1	0	4
15	CROSBY, John	g	0-1	0-0	0-0	0	1	1	1	0	1	0	0	0	13
20	WILLIAMS, Xeyrius	g	5-8	1-3	3-4	1	4	5	4	14	2	3	0	1	26
Team						2	1	3							
Totals			31-56	10-22	12-17	6	21	27	24	84	19	16	6	7	200
FG % 1st Half:		15-30	50.0%	2nd half:	16-26	61.5%	Game:		31-56	55.4%	Deadball Rebounds				
3FG % 1st Half:		7-15	46.7%	2nd half:	3-7	42.9%	Game:		10-22	45.5%					
FT % 1st Half:		1-3	33.3%	2nd half:	11-14	78.6%	Game:		12-17	70.6%					

Portland 74 • 3-2

#	Player	Total		3-Ptr		Rebounds			PF	TP	A TO Blk Stl				Min
		FG-FGA	FG-FGA	FT-FTA	FT-FTA	Off	Def	Tot			A	TO	Blk	Stl	
24	TAYLOR, Gabe	f	6-12	1-4	4-4	1	5	6	3	17	0	2	2	3	40
33	MARSHALL, Jarrell	f	1-7	0-2	2-2	1	7	8	1	4	0	2	0	0	28
15	HARTWICH, Philipp	c	0-0	0-0	0-0	1	0	1	2	0	0	1	0	0	8
02	WINTERING, Alec	g	7-17	2-4	15-16	2	3	5	4	31	8	8	0	3	40
22	JOHNSON, Jazz	g	6-13	3-4	2-2	0	2	2	1	17	1	2	0	0	40
03	JACKSON, Rashad	g	1-1	0-0	0-0	2	1	3	2	2	0	2	0	0	21
05	TYSON, D'Marques	g	1-5	1-4	0-0	0	3	3	4	3	0	1	0	0	17
32	BARRENO, Ray	g	0-0	0-0	0-0	0	1	1	0	0	0	0	0	0	6
Team						4	1	5							
Totals			22-55	7-18	23-24	11	23	34	17	74	9	18	2	6	200
FG % 1st Half:		9-27	33.3%	2nd half:	13-28	46.4%	Game:		22-55	40.0%	Deadball Rebounds				
3FG % 1st Half:		3-10	30.0%	2nd half:	4-8	50.0%	Game:		7-18	38.9%					
FT % 1st Half:		10-10	100.0%	2nd half:	13-14	92.9%	Game:		23-24	95.8%					

Officials: Eric Curry, Kevin Brill, Jason Baker
Technical fouls: Dayton-None. Portland-None.
Attendance: 3278
Game 7 of the 2016 Wooden Legacy

Score by periods	1st	2nd	Total
Dayton	38	46	84
Portland	31	43	74



Official Basketball Box Score – Game Totals – Final Statistics
Winthrop vs Dayton
12/3/16 2:05 pm ET at Tom Blackburn Court at UD Arena



Winthrop 67 • 4-3

#	Player	Total		3-Ptr		Rebounds			PF	TP	A TO Blk Stl				Min
		FG-FGA	FG-FGA	FT-FTA	FT-FTA	Off	Def	Tot			A	TO	Blk	Stl	
01	PERKINS, Roderick	f	3-8	1-4	2-2	1	3	4	1	9	0	2	0	0	26
12	COOKS, Xavier	f	6-10	1-4	1-2	0	4	4	5	14	0	4	1	1	22
31	PRESKOTT, Tevin	f	2-3	0-0	0-0	0	2	2	3	4	0	1	0	2	19
05	JOHNSON, Keon	g	7-18	2-9	8-8	1	3	4	4	24	4	2	0	0	37
13	BROMAN, Bjorn	g	0-4	0-4	0-1	0	0	0	2	0	2	0	0	1	26
00	OKEKE, Duby	g	1-2	0-0	0-0	1	2	3	2	2	0	2	3	0	14
04	HILL, Mitch	g	0-0	0-0	0-0	0	0	0	0	0	0	0	0	0	0+
10	BROMAN, Anders	g	4-8	4-6	0-1	0	1	1	1	12	2	1	0	0	25
14	PICKETT, Adam	g	0-0	0-0	0-0	1	0	1	0	0	0	0	1	0	2
25	FERGUSON, Josh	g	0-1	0-1	0-0	0	2	2	0	0	0	2	0	0	9
33	SADLON, Hunter	g	0-0	0-0	0-0	0	0	0	0	0	0	0	0	0	0+
42	DAVENPORT, Joshua	g	1-4	0-0	0-0	0	2	2	2	2	2	1	1	1	20
Team						0	4	4							
Totals			24-58	8-28	11-14	4	23	27	20	67	10	15	6	5	200
FG % 1st Half:		9-25	36.0%	2nd half:	15-33	45.5%	Game:		24-58	41.4%	Deadball Rebounds				
3FG % 1st Half:		5-13	38.5%	2nd half:	3-15	20.0%	Game:		8-28	28.6%					
FT % 1st Half:		4-4	100.0%	2nd half:	7-10	70.0%	Game:		11-14	78.6%					

Dayton 83 • 5-2

#	Player	Total		3-Ptr		Rebounds			PF	TP	A TO Blk Stl				Min
		FG-FGA	FG-FGA	FT-FTA	FT-FTA	Off	Def	Tot			A	TO	Blk	Stl	
02	MILLER, Sam	f	3-6	0-1	2-2	2	4	6	2	8	0	2	0	0	15
33	MIKESELL, Ryan	f	1-3	1-2	2-4	1	1	2	0	5	1	1	0	1	25
03	DAVIS, Kyle	g	3-6	0-2	5-6	1	5	6	3	11	5	3	0	3	28
04	COOKE, Charles	g	9-18	1-4	1-4	1	5	6	1	20	1	1	0	0	35
11	SMITH, Scoochie	g	7-10	1-2	0-0	1	6	7	2	15	3	2	0	2	29
01	DAVIS, Darrell	g	1-4	0-0	1-2	0	1	1	2	3	1	2	0	1	11
15	CROSBY, John	g	0-1	0-1	0-1	3	3	6	2	0	0	0	0	0	16
20	WILLIAMS, Xeyrius	g	4-6	1-2	0-0	1	1	2	1	9	1	1	3	0	23
25	POLLARD, Kendall	g	4-8	0-0	4-6	0	5	5	3	12	1	2	1	1	18
Team						3	1	4							
Totals			32-62	4-14	15-25	13	32	45	16	83	13	15	4	8	200
FG % 1st Half:		13-29	44.8%	2nd half:	19-33	57.6%	Game:		32-62	51.6%	Deadball Rebounds				
3FG % 1st Half:		2-9	22.2%	2nd half:	2-5	40.0%	Game:		4-14	28.6%					
FT % 1st Half:		5-9	55.6%	2nd half:	10-16	62.5%	Game:		15-25	60.0%					

Officials: William Humes, Michael Luckie, Jeb Hartness
Technical fouls: Winthrop-COOKS, Xavier. Dayton-WILLIAMS, Xeyrius.
Attendance: 12708

Score by periods	1st	2nd	Total
Winthrop	27	40	67
Dayton	33	50	83



Official Basketball Box Score – Game Totals – Final Statistics
New Mexico vs Dayton
11/27/16 11:00 am PT at Honda Center (Anaheim, Calif.)



New Mexico 57 • 4-2

#	Player	Total		3-Ptr		Rebounds			PF	TP	A TO Blk Stl				Min
		FG-FGA	FG-FGA	FT-FTA	FT-FTA	Off	Def	Tot			A	TO	Blk	Stl	
20	LOGWOOD, Sam	f	0-3	0-0	3-4	0	2	2	1	3	1	2	0	0	19
32	WILLIAMS, Tim	f	7-13	0-0	2-3	0	5	5	1	16	2	3	1	1	38
11	AGET, Obij	c	1-1	0-0	0-0	2	1	3	1	2	0	0	0	0	9
03	HUNTER, Jordan	g	2-7	2-4	0-0	0	3	3	2	6	1	3	0	0	27
04	BROWN, Elijah	g	4-14	3-8	5-5	0	5	5	1	16	3	3	0	0	32
01	UGUAK, Aher	g	0-0	0-0	0-0	0	0	0	1	0	0	0	0	0	2
05	HARRIS, Jalen	g	0-0	0-0	0-0	0	0	0	2	0	1	1	0	0	13
14	KUIPER, Dane	g	1-2	1-1	0-0	0	2	2	4	3	2	1	0	1	11
21	ADAMS, Xavier	g	0-1	0-0	0-0	0	1	1	2	0	0	1	0	1	9
23	FURSTINGER, Joe	g	1-1	0-0	0-0	0	1	1	3	2	1	0	1	0	19
24	JEFFERSON, Damien	g	4-5	1-1	0-1	0	6	6	2	9	0	2	0	0	12
55	MACDOUGALL, Connor	g	0-2	0-0	0-0	1	0	1	0	0	0	0	0	0	9
Team						2	2	4							
Totals			20-49	7-14	10-13	5	28	33	20	57	11	16	2	3	200
FG % 1st Half:		8-24	33.3%	2nd half:	12-25	48.0%	Game:		20-49	40.8%	Deadball Rebounds				
3FG % 1st Half:		5-9	55.6%	2nd half:	2-5	40.0%	Game:		7-14	50.0%					
FT % 1st Half:		4-5	80.0%	2nd half:	6-8	75.0%	Game:		10-13	76.9%					

Dayton 64 • 4-2



Official Basketball Box Score -- Game Totals -- Final Statistics
Dayton vs Northwestern
12/17/16 6:00 pm at United Center- Chicago, IL



Dayton 64 • 7-3

#	Player	Total		3-Ptr	Rebounds			PF	TP	A	TO	Blk	Stl	Min	
		FG-FGA	FG-FGA	FT-FTA	Off	Def	Tot								
25	POLLARD, Kendall	f	2-7	0-1	3-5	0	2	2	4	7	0	2	0	3	23
33	MIKESELL, Ryan	f	2-5	2-5	0-0	0	5	5	4	6	0	1	1	0	18
11	SMITH, Scoochie	g	5-11	2-4	6-8	0	2	2	3	18	2	3	0	6	30
3	DAVIS, Kyle	g	1-8	0-2	0-0	1	4	5	2	2	3	0	0	0	21
4	COOKE, Charles	g	3-9	1-3	5-6	0	2	2	3	12	3	1	1	2	33
1	DAVIS, Darrell		0-3	0-2	2-2	1	2	3	2	2	1	0	0	0	25
15	CROSBY, John		0-1	0-0	0-0	0	2	2	1	0	0	0	0	0	10
2	MILLER, Sam		2-5	2-4	3-5	1	4	5	2	9	1	1	1	0	13
20	WILLIAMS, Xeyrius		3-6	2-4	0-0	1	1	2	3	8	1	1	1	0	27
	Team					1	1	2							
Totals			18-55	9-25	19-26	5	25	30	24	64	11	9	4	11	200

FG % 1st Half:	4-28	14.3%	2nd half:	14-27	51.9%	Game:	18-55	32.7%	Deadball
3FG % 1st Half:	2-10	20.0%	2nd half:	7-15	46.7%	Game:	9-25	36.0%	Rebounds
FT % 1st Half:	7-9	77.8%	2nd half:	12-17	70.6%	Game:	19-26	73.1%	3

Northwestern 67 • 9-2

#	Player		Total		3-Ptr	Rebounds				PF	TP	A	TO	Blk	Stl	Min
			FG-FGA	FG-FGA	FT-FTA	Off	Def	Tot								
34	Lumpkin, Sanjay	f	5-8	1-3	3-4	3	11	14	5	14	2	1	0	1	36	
4	Law, Vic	f	2-8	0-3	2-6	1	8	9	2	6	1	1	0	0	34	
25	Benson, Barret	c	0-1	0-0	0-0	0	3	3	2	0	1	0	2	0	14	
20	Lindsey, Scottie	g	3-7	2-4	3-4	0	4	4	2	11	0	3	0	2	30	
30	McIntosh, Bryant	g	5-12	1-5	2-2	0	4	4	2	13	5	8	1	0	36	
12	Brown, Isiah		2-8	1-4	3-4	0	1	1	1	8	2	0	2	1	20	
23	Ash, Jordan		0-0	0-0	0-0	0	0	0	0	0	0	0	0	0	0+	
32	Taphorn, Nathan		4-5	3-4	0-0	1	2	3	2	11	1	0	0	0	12	
44	Skelly, Gavin		0-2	0-1	4-6	0	2	2	5	4	2	1	1	0	18	
	Team					3	1	4								
Totals			21-51	8-24	17-26	8	36	44	21	67	14	14	6	4	200	

FG % 1st Half:	15-29	51.7%	2nd half:	6-22	27.3%	Game:	21-51	41.2%	Deadball
3FG % 1st Half:	5-14	35.7%	2nd half:	3-10	30.0%	Game:	8-24	33.3%	Rebounds
FT % 1st Half:	5-9	55.6%	2nd half:	12-17	70.6%	Game:	17-26	65.4%	6

Officials: Mike Eades, Ed Corbett, Don Olson
Technical fouls: Dayton-None. Northwestern-None.
Attendance:

Score by periods	1st	2nd	Total
Dayton	17	47	64
Northwestern	40	27	67

2016-17 RADIO/TV ROSTER



JOSH CUNNINGHAM
RS SOPHOMORE • FORWARD
6-7 • CHICAGO, IL




DARRELL DAVIS
JUNIOR • GUARD
6-5 • DETROIT, MI



SAM MILLER
SOPHOMORE • FORWARD
6-9 • ARLINGTON, VA




KYLE DAVIS
SENIOR • GUARD
6-0 • CHICAGO, IL



CHARLES COOKE
RS SENIOR • GUARD
6-5 • TRENTON, NJ




SCOOCHIE SMITH
SENIOR • GUARD
6-2 • NEW YORK, NY




TREY LANDERS
FRESHMAN • GUARD
6-4 • HUBER HEIGHTS, OH




JEREMIAH BONSU
SENIOR • GUARD
5-11 • PICKERINGTON, OH




JOHN CROSBY
SOPHOMORE • GUARD
6-2 • BALTIMORE, MD




KEYRIUS WILLIAMS
SOPHOMORE • FORWARD
6-8 • SPRINGFIELD, OH




JACK WESTERFIELD
SOPHOMORE • GUARD
6-1 • CINCINNATI, OH



KENDALL POLLARD
SENIOR • FORWARD
6-6 • CHICAGO, IL



RYAN MIKESELL
SOPHOMORE • FORWARD
6-7 • ST. HENRY, OH



JOEY GRUDEN
SENIOR • GUARD
6-2 • LEESBURG, VA



KOSTAS ANTETOKOUNMPO
FRESHMAN • FORWARD
6-10 • ATHENS, GREECE



ARCHIE MILLER
HEAD COACH
6TH SEASON