

# GEORGIA TECH BASKETBALL 2013-14

## Tech Begins Holiday Road Swing at Vanderbilt

Riding a three-game winning streak, Georgia Tech's basketball team now faces a stretch of four consecutive road games beginning with a visit to Vanderbilt for a 4 p.m. Eastern time contest Saturday at Memorial Gymnasium in Nashville, Tenn.

Fox Sports South will provide regional television coverage of the game throughout its 13-state reach. Radio coverage of the game will be provided by the Georgia Tech IMG Sports Network and can be heard in Atlanta on WYAY-FM (106.7). The Vanderbilt radio broadcast can be heard nationally on channel 85 on the Sirius and XM satellite radio networks. Fans can also watch online at ESPN3.

The Yellow Jackets (8-3) came off fall semester final exams with a 74-57 victory over neighboring Kennesaw State, extending to three games a winning streak that began with Tech's 67-64 win over Illinois on Dec. 3. All three wins in the streak have come at home, and Tech's visit to Vanderbilt will be its first on an opponent's home court since Nov. 15, when the Jackets won at Georgia.

In its third season under head coach Brian Gregory, Tech has returned four starters - center Daniel Miller, big forward Robert Carter, Jr., and wings Marcus Georges-Hunt and Chris Bolden - from a team that posted a 16-15 overall record last season and went 6-12 to tie for ninth place in the Atlantic Coast Conference.

The Jackets are averaging 74.1 points per game and hitting 44.9 percent of their shots from the floor so far. Tech also has outrebounded each opponent by an average of 7.6 per game, has a plus-1.2 assist/turnover ratio and has improved vastly at the free throw line (71.0 pct.) over last year.

Vanderbilt (6-3), in its 15th season under head coach Kevin Stallings, has won its last two games, including a 58-56 win over Austin Peay Tuesday night. All three of the Commodores' losses have come away from home.

Following Saturday's game, Tech finishes out its December schedule with Sunday night game at Charlotte (7-2) on Dec. 29.

## Fast Break Points

- The Vanderbilt game is the last of three against Southeastern Conference opponents on Georgia Tech's non-conference schedule, all of them away from home. The Yellow Jackets won at Georgia, 80-71, on Dec. 15 and lost to Mississippi, 77-67, on Nov. 29 in Brooklyn, N.Y. Tech is 366-398 all-time against current SEC teams.
- Tech plays its next four games on the road and does not play again at home until Jan. 11, when

## Game 12

**GEORGIA TECH YELLOW JACKETS**  
**(8-3, 0-0 ACC) vs.**

**VANDERBILT COMMODORES**  
**(6-3, 0-0 SEC)**

**When:** Saturday • December 21, 2013 • 4 p.m. ET

**Where:** Memorial Gymnasium (14,316), Nashville, Tenn.

**Georgia Tech Breakdown:** 7-1 home, 1-0 road, 0-2 neutral

• RPI: #162 CBS / #107 Sagarin / #160 ESPN / #89 KenPom

• Last game: defeated Kennesaw State, 74-57, on Dec. 16

**Vanderbilt Breakdown:** 4-0 home, 0-2 road, 2-1 neutral

• RPI: #87 CBS / #127 Sagarin / #82 ESPN / #107 KenPom

• Last game: defeated Austin Peay, 58-56, on Dec. 17

**Georgia Tech Coach Brian Gregory (Purdue, 1982):**

• 35-38 in third season at Tech

• 207-132 in 11th season overall

**Vanderbilt Coach Kevin Stallings (VMI, 1993):**

• 283-179 in his 15th season at Vanderbilt

• 405-242 in his 21st season overall

### Series Information:

• Overall: Vanderbilt leads, 38-33

• Home games: Tech leads, 22-13

• Road games: Vanderbilt leads, 25-8

• Neutral Court games: Tech leads, 3-0

• In the Post-Season: Tech 3-0 vs. Vandy in SEC Tournament

• Current streak: Tech won the last meeting

• Last meeting: Tech won, 63-51, on 12/6/08 in Atlanta

• Under Brian Gregory: 0-0

• Gregory vs. Vanderbilt: 1-1

• Tech vs. Kevin Stallings: 2-2

### Broadcast Information:

• Television: Fox Sports South with Tom Werme (pbp) and Larry Conley (analyst)

• Local Radio: Georgia Tech IMG Sports Network with Brandon Gaudin (pbp) and Randy Waters (analyst), 106.7FM in Atlanta

• Satellite Radio: Sirius Ch. 85, XM Ch. 85 (Vandy broadcast)

• Online: ESPN3

## MEDIA INFORMATION

Official GT website [Ramblinwreck.com](http://Ramblinwreck.com)

Twitter updates [@GTMBK](https://twitter.com/GTMBK), [@GTBrianGregory](https://twitter.com/GTBrianGregory)

Facebook [Facebook.com/gtmensbasketball](https://www.facebook.com/gtmensbasketball)

YouTube [Youtube.com/ramblinwrecktube](https://www.youtube.com/ramblinwrecktube)

Tickets online [Ramblinwreck.com/tickets](http://Ramblinwreck.com/tickets)

Tickets by phone 888-TECH-TIX

Sports Information Office 404-894-5445

Primary SID contact Mike Stamus

E-mail [mstamus@athletics.gatech.edu](mailto:mstamus@athletics.gatech.edu)

Stamus' cell 404-218-9723

Assistant AD/Communications Dean Buchan

E-mail [dbuchan@athletics.gatech.edu](mailto:dbuchan@athletics.gatech.edu)

Buchan's cell 404-295-8703

## ROSTER AT-A-GLANCE (# INDICATES PROBABLE STARTERS)

<b>1</b>	Stacey Poole, Jr. .... G/F ..... 6-4 ½ ..... 199 ..... Jr. .... Jacksonville, Fla. .... 4.3 ..... 1.0 > 9.6 minutes per game off the bench along with 8 assists, 42.9% FG; career-high 11 pts vs. ETSU
<b>2</b>	Solomon Poole ..... G ..... 6-0 ..... 190 ..... So. .... Jacksonville, Fla. .... 6.6 ..... 1.1 > Started 5 games; has 27/20 assist/turnover ratio; leads team in 3FG made and 3-pt. % (37.2)
<b>3</b>	Marcus Georges-Hunt# ..... G/F ..... 6-5 ..... 219 ..... So. .... College Park, Ga. .... 12.7 ..... 4.8 > Leading scorer and No. 4 rebounder; 48.6% FG, 75.7% FT; 16 turnovers in 316 minutes, best ratio on team
<b>4</b>	Robert Carter, Jr.# ..... F ..... 6-8 ..... 247 ..... So. .... Thomasville, Ga. .... 11.0 ..... 9.8 > Started every game of his career so far; leads ACC in rebound average, four double-doubles this season
<b>5</b>	Daniel Miller# ..... C ..... 6-11 ½ ..... 275 ..... r-Sr. .... Loganville, Ga. .... 10.1 ..... 7.9 > Started every game at Tech (104 games); ACC active leader in blocked shots; Tech leader in FG% (63.4%)
<b>10</b>	Travis Jorgenson ..... G ..... 6-0 ..... 177 ..... Fr. .... Columbia, Mo. .... 4.3 ..... 2.0 > Lost for the season with a knee injury sustained against Dayton
<b>11</b>	Chris Bolden# ..... G ..... 6-3 ..... 216 ..... So. .... Suwanee, Ga. .... 4.6 ..... 1.9 > Saw first action vs. Dayton after 3-game suspension; has hit just 21.5% FG so far
<b>12</b>	Quinton Stephens ..... F ..... 6-8 ½ ..... 184 ..... Fr. .... Atlanta, Ga. .... 3.3 ..... 2.1 > Played in 10 games, averaging nine minutes; had 9 pts and 7 rebs vs. ETSU
<b>14</b>	Jason Morris ..... G/F ..... 6-5 ½ ..... 231 ..... Sr. .... Augusta, Ga. .... 0.0 ..... 0.0 > Had surgery to repair stress fracture in left foot on Oct. 14, saw first action D16 vs. Kennesaw State (4 min)
<b>23</b>	Trae Golden# ..... G ..... 6-2 ..... 205 ..... Sr. .... Powder Springs, Ga. .... 12.6 ..... 2.5 > Tech leader in assists (3.8 pg), 2nd in scoring; 77.1% FT shooter with team-high 70 attempts
<b>24</b>	Kammeon Holsey ..... F ..... 6-8 ½ ..... 234 ..... r-Sr. .... Sparta, Ga. .... 7.4 ..... 5.8 > Productive 6th man for Tech; three double-figure scoring games; hitting 51% FG, team high 79.3% FT
<b>30</b>	Corey Heyward ..... G ..... 6-1 ..... 221 ..... Fr.-R ..... Duluth, Ga. .... 0.7 ..... 0.6 > Missed 2012-13 season with knee injury; played in 10 games, started vs. ETSU
<b>31</b>	Aaron Peek ..... G ..... 6-4 ..... 188 ..... Jr. .... Atlanta, Ga. .... 0.0 ..... 0.5 > Walk-on who joined team in fall 2012, played in 3 games this year
<b>32</b>	Brooks Doyle ..... G ..... 6-4 ..... 199 ..... So. .... Atlanta, Ga. .... 1.7 ..... 0.7 > Non-scholarship sophomore from the Marist School, played in 4 games this year
<b>41</b>	Colin Gurry ..... G ..... 6-1 ..... 183 ..... So. .... Canton, Conn. .... 0.0 ..... 0.0 > Second year in the program as a walk-on, member of Tech's "Iron Five" scout group
<b>43</b>	Ron Wamer ..... G ..... 6-2 ..... 190 ..... So. .... Dacula, Ga. .... 0.0 ..... 0.0 > Second year in the program as a walk-on, member of Tech's "Iron Five" scout group

# TECH NOTEBOOK

## GEORGIA TECH 2013-14 RESULTS

N1	YOUNG HARRIS (exhibition)	W, 90-53
N8	PRESBYTERIAN	W, 88-57
N11	DELAWARE STATE	W, 68-50
N15	at Georgia	W, 80-71
N20	DAYTON	L, 72-82
N24	NORTH CAROLINA A&T*	W, 78-71
N26	MISSISSIPPI VALLEY STATE*	W, 76-59
N29	Mississippi*	L, 67-77
N30	St. John's*	L, 58-69
D3	ILLINOIS	W, 67-64
D7	EAST TENNESSEE STATE	W, 87-57
D16	KENNESAW STATE	W, 74-57
D21	at Vanderbilt	4 p.m.
D29	at Charlotte	7 p.m.
J4	at Maryland	2 p.m.
J7	at Duke	7 p.m.
J11	NOTRE DAME	12 p.m.
J14	PITTSBURGH	9 p.m.
J18	MIAMI	2 p.m.
J21	at Boston College	9 p.m.
J26	at NC State	1 p.m.
J29	NORTH CAROLINA	7 p.m.
F1	at Wake Forest	12 p.m.
F4	at Clemson	8 p.m.
F8	VIRGINIA	12 p.m.
F12	BOSTON COLLEGE	7 p.m.
F18	DUKE	9 p.m.
F22	CLEMSON	12 p.m.
F26	at Notre Dame	7 p.m.
M2	at Florida State	6 p.m.
M4	at Syracuse	7 p.m.
M8	VIRGINIA TECH	2 p.m.
M12-16	ACC Tournament, Greensboro, N.C.	

\*Barclays Center Classic (Brooklyn, N.Y.)

## TECH TEAM STATISTICS

Category	2013-14	ACC	NCAA
Scoring offense	74.1	11	161
Scoring defense	64.9	6	61
Scoring margin	+9.2	11	92
Field goal pct.	.449	12	174
Field goal pct. def.	.383	6	27
3-pt FG pct.	.314	12	212
3-pt FG made	5.0	11	255
3-pt FG pct. def.	.309	6	126
3-pt FG allowed	6.5	11	n/a
Free throw pct.	.710	9	99
FT made	16.7	5	90
Rebound average	40.5	3	32
O-Reb per game	12.4	t7	n/a
Rebound margin	+7.6	5	33
Assists per game	15.7	4	39
Turnover margin	-0.8	12	227
Assist/TO ratio	1.2	8	85
Turnovers per game	13.0	11	206
Blocks per game	4.5	7	107
Steals per game	6.9	6	118
Fouls per game	18.1	n/a	75

\*NCAA rankings (345 teams ranked)

#not enough 3PM to qualify; n/a = no ranking available

Notre Dame tips off a stretch of three straight ACC games at McCamish Pavilion. The Jackets visit Charlotte on Dec. 29 to complete their non-conference schedule, then open ACC play at Maryland (Jan. 4) and Duke (Jan. 7).

• Tech has won its only game this season on an opponent's home court, at Georgia on Nov. 15. The Jackets are 0-2 on neutral courts. Tech is 7-1 at home this season, with the only loss coming to Dayton on Nov. 20.

• What team besides Ole Miss (North Carolina A&T, Mississippi Valley State and Dayton) has the most common opponents with Georgia Tech on its non-conference schedule? IPFW (Indiana University-Purdue University at Fort Wayne) of the Summit League, which is 9-4 this season. The Mastodons lost to Dayton by 1, lost to Illinois by 2, and defeated Kennesaw State by 10.

• Tech's three losses have come to teams with a combined record of 21-7 and RPI rankings of 25, 40 and 46 (CBS). Illinois had an RPI rank of 18 at the time of the Dec. 3 game and is currently No. 45.

## Series vs. Vanderbilt

Georgia Tech and Vanderbilt are meeting for the 72nd time Saturday, the first of a two-game series in which the Commodores will return the trip next season. Vandy leads the series, which dates back to 1914, 38-33.

• Vanderbilt is Tech's third most-common opponent outside the Atlantic Coast Conference, behind Georgia (190 meetings) and Auburn (114). The teams met 14 times prior to the formation of the Southeastern Conference (Tech won nine), 52 times as SEC brethren (Vanderbilt won 31 of those) and five times since Tech left the conference (Tech leads 3-2 in those games).

• The teams engaged in a four-game series from the 2005-06 season through the 2008-09 season, each team winning twice, both times on its home court. The only other time the teams have met since Tech left the SEC was an 86-77 overtime victory at the Georgia Dome on Dec. 18, 1993, the only time both teams were ranked in the top 25 when they played.

• The last meeting was a 63-51 Tech victory Dec. 6, 2008 in Atlanta in which the Yellow Jackets got a team-high 18 points from current New York Knick Iman Shumpert. The rest of the Tech starting lineup in that game included four players currently playing professionally overseas - Gani Lalwal, Zachery Peacock, Alade Aminu and Maurice Miller. Vandy captured a 92-79 win in Nashville in the last meeting at Memorial Gym in 2007.

• In Nashville, the Commodores have a 25-8 advantage over Tech, and a 13-1 record against the Yellow Jackets in 60-year-old Memorial Gymnasium. Tech's only win in the building occurred on Feb. 28, 1959, and Vandy has won the last seven meetings there. Tech was led in that 1959 victory by Terry Randall with 25 points, Bud Blemker with 20, and 16 points from sophomore and future All-American Roger Kaiser.

• Tech defeated Vanderbilt all three times the teams met in the SEC Tournament, including a 50-18 victory in 1938 which helped the Yellow Jackets win their only SEC title.

• Tech coach Brian Gregory faced Vanderbilt twice at head coach at Dayton, and the Commo-

## TECH VS. VANDERBILT (33-38)

Home: 22-13, Away: 8-25, Neutral: 3-0

2-6-14	.....h W	55- 41
1-30-20	.....h L	21- 39
2-27-20	.....a L	3- 32
1-24-25	.....h L	28- 37
1-15-26	.....a L	23- 27
1-21-27	.....h W	36- 29
2-10-28	.....a W	41- 31
1-19-29	.....a W	40- 28
2-2-29	.....h W	38- 15
2-1-30	.....h W	46- 25
2-7-30	.....a W	41- 37
1-16-31	.....h W	44- 37
2-5-31	.....a L	32- 45
1-16-32	.....h W	45- 27
1-18-33	.....a L	27- 38
1-6-34	.....h L	22- 24
2-9-34	.....a L	30- 38
1-25-35 (ot)	.....h L	32- 33
2-8-35	.....a L	24- 53
1-18-36	.....a L	23- 42
2-8-36	.....h L	40- 42
2-28-36	.....n1 W	42- 37
1-16-37	.....h W	39- 27
2-13-37	.....a W	40- 30
1-15-38	.....h W	59- 25
2-12-38	.....a W	40- 35
3-5-38	.....n2 W	50- 18
1-14-39	.....h W	30- 24
2-11-39	.....a L	42- 49
1-13-40	.....h W	49- 43
2-10-40	.....a W	57- 39
1-18-41	.....h W	55- 48
2-15-41	.....a L	41- 54
1-17-42	.....h L	32- 39
2-14-42	.....a W	35- 27
1-16-43	.....h W	43- 29
2-13-43	.....a L	28- 52
3-2-44	.....n3 W	63- 51
2-10-51	.....a L	47- 65
2-19-51	.....h L	67- 69
2-2-52	.....a L	67- 92
2-18-52	.....h L	58- 83
1-10-53	.....a L	60- 72
1-26-53	.....h W	85- 79
1-11-54	.....h L	55- 63
1-23-54	.....19/nr.....a L	65- 84
1-10-55	.....h L	69- 71
1-22-55	.....a L	63- 83
1-9-56	.....4/nr.....h L	59- 72
1-21-56	.....5/6.....a L	64- 67
1-7-57	.....9/11.....h L	73- 81
1-19-57	.....10/10.....a L	74- 93
1-18-58	.....h W	81- 60
3-1-58	.....n.....a L	59- 60
1-17-59	.....nr/19.....h W	80- 61
2-28-59	.....a W	71- 67
1-16-60 (ot)	.....6/6.....h W	74- 66
2-27-60	.....6/8.....a L	57- 62
1-21-61	.....h L	56- 69
3-4-61	.....nr/18.....a L	59- 79
1-20-62	.....h W	71- 66
3-3-62	.....a L	74- 88
2-13-63	.....10/9.....h W	69- 62
3-2-63	.....10/12.....a L	74- 75
2-12-64 (ot)	.....7/7.....h W	75- 71
2-29-64	.....nr/13.....a L	89- 103
12-18-93 (ot)	.....14/14.....24/24...*h11 W	86- 77
1-3-06	.....h W	76- 67
12-9-06	.....25/nr.....a L	64- 73
12-1-07	.....a L	79- 92
12-6-08	.....h W	63- 51

\*h11-Kuppenheimer Classic (Georgia Dome, Atlanta, Ga.); n1-SEC Tournament (Knoxville, Tenn.); n2-SEC Tournament (Baton Rouge, La.); n3-SEC Tournament (Louisville, Ky.)

dores won both, including a 90-74 win in Nashville on Dec. 29, 2004.

## Closing Strength

In its last three games, with regulars on the floor, Georgia Tech has displayed some closing strength at the end of each half, none more impressive than the way the Yellow Jackets closed

# TECH NOTEBOOK

## GEORGIA TECH QUICK FACTS

Official Name: Georgia Institute of Technology
Location: Atlanta, Ga.
Enrollment: 21,000
Founded: 1885
Colors: Old Gold and White
Nickname: Yellow Jackets, Ramblin' Wreck
Mascot: Buzz (Yellow Jacket)
Fight Songs: Ramblin' Wreck, White and Gold
Conference: Atlantic Coast (ACC)
Home Arena: McCamish Pavilion (capacity 8,600)
President: Dr. G.P. "Bud" Peterson
Director of Athletics: Mike Bobinski
Faculty Representative for Athletics: Dr. Sue Ann Bidstrup Allen
Head Coach: Brian Gregory (Oakland, 1990)
Record at Tech: 35-38 (3rd season)
Overall: 207-132 (11th season)
ACC Regular Season: 10-24
ACC Tournament: 0-2
NCAA Tournament: 1-2
Assistant Coaches: Chad Dollar (Milligan, 1996), 3rd season Josh Postorino (Dayton, 1999), 3rd season Billy Schmidt (Wake Forest, 1992), 3rd season
Director of Player Personnel: Bruce Evans (Furman, 1992)
Director of Operations: Chris Jacobs (Coe College, 1999)
Athletic Trainer: Richard Stewart (Salisbury, 2005)
Strength Coach: Mike Bewley (Eastern Kentucky, 1998)
Video Coordinator: Trent Angelucci (South Carolina, 2009)

## BASKETBALL HISTORY

99th season: 1st game, Feb. 17, 1906 vs. Auburn
All-time Record: 1,287-1,143
Winning/Losing/.500 Seasons: 51 / 43 / 4
NCAA Appearances (16): 23-16 record 1960, 1985, 1986, 1987, 1988, 1989, 1990, 1991, 1992, 1993, 1996, 2001, 2004, 2005, 2007, 2010
Final Fours (2): 1990, 2004
NIT Appearances (7): 8-7 record 1970, 1971, 1984, 1994, 1998, 1999, 2003
ACC Championships (3): 1985, 1990, 1993
ACC Regular Season Titles (2): 1985 (tie), 1996
ACC Regular-Season Record: 217-305 (148-112 home, 69-193 road)
ACC Tournament Record: 24-31
SEC Championships (1): 1938
Record at McCamish Pavilion: 2nd season, 18-7
Record at Alexander Memorial Coliseum: 55 seasons, 556-194
Record at Phillips Arena: 7-11
Record at Arena at Gwinnett Center: 4-1
Record at Georgia Dome: 9-5
All-Time Head Coaches: 13
ACC Head Coaches: 4
All-America Selections: 14 (12 players)
Consensus All-Americans: 2
National Players of the Year: 1
All-ACC Selections: 47 times (26 players)
ACC Players of the Year: 2
ACC Rookies of the Year: 11
ACC Tournament MVPs: 3
ACC All-Freshman Team: 13

each half of the win over Illinois on Dec. 3.

Tech erased a nine-point deficit with a 19-7 streak to end the first half against Illinois to lead, 36-33, then erased a 12-point deficit with a 19-4 run over the final seven minutes to win the game, 67-64.

In the first half of its game against East Tennessee State, Tech put the game away with a 20-4 run to lead 44-23. With its Iron Five in the game at the end of the game, Tech was outscored 10-4 over the final five minutes of that game.

In the last outing against Kennesaw State, Tech closed the first half with a 17-2 spurt over the final 6:38 to lead 38-26. After the Owls chipped away and got within seven at the 4:14 mark, the Jackets finished by outscoring KSU, 15-5.

### Noting the Yellow Jackets

- Four Georgia Tech players are averaging in double figures through the first 11 games. Sophomore wing Marcus Georges-Hunt (12.7 ppg), who led Tech in scoring as a freshman, has a slim lead over senior guard Trae Golden (12.6). Each player has scored in double digits in nine games. Sophomore forward Robert Carter, Jr. (10.6 ppg) moved into double digits after getting a career-high 21 against Illinois, and Daniel Miller stands at 10.1.

- Robert Carter, Jr., (9.8 rpg) leads the ACC in rebound average after grabbing 15 against Kennesaw State, while Daniel Miller (7.9) ranks third. Carter is tied for the ACC lead with four double-doubles. The last Yellow Jacket to lead the ACC in rebounding was Alvin Jones (10.4) in 2000-01.

- Carter, Jr., and Georges-Hunt became the first Tech teammates to each score 20 or more points in the same game (vs. Illinois) in two-plus seasons under head coach Brian Gregory.

- Tech has had five 20-point efforts in its first 11 games this season. The Jackets had only four all last season, and the first came in the season's 16th game.

- Tech has placed four players in double digits in scoring in eight of 11 games. Oddly, Tech had no one in double figures against St. John's, yet nine of its 10 players scored in the game.

- Three Tech players are hitting more than 50 percent of their shots from the floor, led by Daniel Miller (63.4 pct.). Robert Carter, Jr., is at 51.1 percent, and Kammeon Holsley is at 50.9 percent.

- Tech has hit the 80-point mark three times already this season after reaching that figure only once last season and three times in all of 2011-12.

- Tech has averaged 15.7 assists per game (3.0 per game better than last season), and has assisted on 60.1 percent of its field goals. The Yellow Jackets recorded 26 assists (on 33 field goals) against East Tennessee State, a high for the team under Brian Gregory.

- Tech has a plus-1.2 assist/turnover ratio, and eight of the 10 players who have seen regular action are either even or on the positive side of that ratio.

- Tech has made 44.9 percent of its field goals, and has scored 588 of its 815 points (72.1 percent) either in the paint or at the foul line.

- Tech recorded season highs for three-point field goals made and attempted (10-for-23) against East Tennessee State, and hit 36.4 percent of its three-point field goal tries over the six-game

## TECH'S MOST FREQUENT NON-ACC FOES

Alabama*	28-41
Auburn*	61-53
Florida*	26-20
Georgia*	104-86
Kentucky*	15-56
Louisville	13-15
Mercer	28-17
Mississippi State*	16-13
South Carolina	24-18
Tennessee*	27-42
Tulane*	36-33
Vanderbilt*	33-38
<small>*SEC member while Tech was a member (1932-64)</small>	

stretch preceding exam week. Tech was just 2-for-11 Monday night against Kennesaw State.

- Solomon Poole leads Tech in three-pointers made (16), attempted (43) and accuracy (37.2 pct.), and Marcus Georges-Hunt has hit 34.5 percent of his tries from behind the arc.

- Tech has outrebounded each of its opponents this season, making it 49 times in 73 games under Gregory that the Yellow Jackets have outrebounded their opponent. The Jackets rank third in the ACC in both rebound average and fifth in rebound margin.

- Tech has shot better than 50 percent four times, and has done so 19 times under Brian Gregory.

- Tech has held six opponents under 40 percent (38.3 percent collectively), extending the total of opponents the Jackets have held under 40 percent to 32 under Gregory.

- Though Brian Gregory does not emphasize steals as a way to fuel transition, Tech's steal rate is up to 6.9 per game from 5.9 last year.

### Free Throws Are Really Free

Georgia Tech has made a tremendous improvement in its free throw shooting this season, not only in getting to the line more often, but making a greater percentage than it has done in nearly 20 years.

The Yellow Jackets have shot 70 percent as a team over a full season only once in the last 17 seasons, and has not reached their current 71.0-percent rate since 1994-95, when Travis Best and James Forrest were seniors. Tech shot 63.5 percent from the stripe last year and 65.4 percent in its first season under Brian Gregory.

- Tech has attempted 23.5 free throws per game so far (compared to just 16.2 last season) and has scored an average of 16.7 points per game from the stripe (10.3 points per game last season).

- Tech has attempted more free throws than its opponent in nine of 11 games. Last year, that happened only 13 times all season, but Tech was 11-2 in those games.

- Tech is 7-2 this season when attempting more free throws than its opponent, and 25-10 when doing so under Brian Gregory.

- Tech's top five scorers - Trae Golden (54-of-70), Marcus Georges-Hunt (28-of-37), Daniel Miller (21-of-29), Robert Carter, Jr. (27-of-43) and Kam-

# TECH NOTEBOOK

## **MEDIA GUIDELINES**

Georgia Tech's practices are generally closed to the public and the media, but coaches and players are available prior to practice, typically twice a week and generally on Mondays and Thursdays prior to practices that occur on those days.

TV stations are allowed to shoot B-roll during the first 15 minutes of those practices during the course of the season.

Media are asked to notify Mike Stamus ahead of time to make specific player requests.

Interview requests with players that need to be conducted at other times must be made through the media relations office at least 24 hours in advance. These interviews will be conducted at a time and place convenient to the players' availability and class schedule.

Media are asked not to contact players directly either by phone or e-mail, they are instructed not to accept those. Every effort will be made to make players available.

## **INTERVIEWS WITH COACH GREGORY**

Media wishing to speak with Coach Gregory at times other than scheduled media sessions are asked to set up an appointment in advance through the media relations office. He also is available each week on the ACC Teleconference, and other teleconferences may be scheduled as demand warrants.

## **POST-GAME INTERVIEWS**

Coach Gregory and the visiting team's head coach will each hold a post-game press conference in the designated interview room in the back hallway of the arena.

Players requested by the media will be brought to the interview room following the coaches press conferences.

## **BRIAN GREGORY RADIO SHOW**

Head coach Brian Gregory's weekly radio show airs each Monday from 7-8 p.m. live on "680 the Fan" and 93.7 FM and will be replayed later in the evening on "All News 106.7 FM."

## **ACC COACHES' WEEKLY TELECONFERENCE**

The 15 ACC head basketball coaches will be featured on nine Monday teleconferences, beginning on January 6, 2014, and continuing through the week of the ACC Tournament. Each coach will have 10 minutes to make an opening statement and answer questions. An instant replay of each teleconference will be on the TheACC.com each Monday afternoon.

**Georgia Tech head coach Brian Gregory will be on the teleconference at 10:40 a.m. each week** (the teleconference begins at 10:30 a.m.). Coaches whose teams play on Monday evening will not participate in that day's teleconference.

Contact the ACC media relations office at 336-851-6062 for the call-in number and for questions on the schedule.

meon Holsey (23-of-29) have combined to hit 73.6 percent of their free throw attempts.

- Trae Golden has been Tech's best at drawing fouls and getting to the line. He has shot 70 free throws in 11 games, a rate which would leave him with a total of 197 at the end of the regular season. Tech's leader last year had 89 attempts in 31 games, while Golden shot 162 free throws in 31 games at Tennessee. Robert Carter, Jr., is on a pace to attempt 121 free throws, and Georges-Hunt 104.

## **Offensive Efficiency Continues to Improve**

Georgia Tech's shooting percentages last season were comparable to its 2011-12 totals, both overall and in conference games, but the Yellow Jackets' offense produced more shots from the floor, more three-point field goals, more free throws and more points.

Those trends, at least in the early going, appear to be continuing this season,

- Tech's scoring average in all games has risen from 60.2 in Brian Gregory's first season to 64.3 last season to 74.1 so far this season. Tech scored 4.2 more points per game in conference play last season (62.8 vs. 58.6) than it did in 2011-12. Tech's national ranking has improved from no. 313 in 2011-12 to No. 254 last season to No. 161 this week.

- Tech has attempted 58.3 field goals per game this season, compared to 57.8 per game last season and 52.9 in 2011-12.

- Tech has made its greatest strides so far this season in free throw shooting, both in getting to the line and in accuracy. The Jackets are averaging 16.7 points scored from the foul line this season and has hit 71 percent from the stripe, a drastic improvement from the 10.1 points per game and 64.4 percent accuracy Tech posted in the first two seasons under Gregory.

- Tech has improved its assist rate by three per game (15.7) over its first two seasons under Gregory (11.8), and has assisted on 60.1 percent of its made field goals this season compared to 50.6 the last two seasons. Tech's national ranking in this category has improved from No. 298 in Gregory's first season to No. 168 last year to No. 99 this week.

- Tech's turnover rate has improved from 14.4 per game in 2011-12 to 12.9 last season and has remained level at 13.0 this season. Likewise, Tech's assist/turnover ratio is +30 so far this season compared to -13 combined the last two seasons. The Jackets rank No. 85 nationally in assist/turnover ratio after finishing No. 155 last year and No. 300 in 2011-12.

- Tech has scored 80 points three times this season, after doing it just once last season and four times combined in its first two seasons under Gregory.

- Tech scored 70 or more points 11 times last season, compared to seven times in 2011-12. Tech has scored 70 more more points in seven of 11 games this season.

## **Boardwork Empire**

One of the cornerstones of head coach Brian Gregory's philosophy is that everybody rebounds and Tech wins the rebounding battle every game. The Yellow Jackets have done so in every game

this season so far, and Tech ranks third in the ACC currently in both rebound average and fifth in rebound margin (+7.6), and ranks 32nd nationally in rebound margin.

- Tech's current 11-game streak of outrebounding opponents matches the longest the Yellow Jackets have had dating back to the 2000-01 season (11 games in 2005-06). Tech had another streak of 10 straight games in 2006-07.

- After getting outrebounded in its first three ACC games last season by an average of 9.3, Tech outrebounded 11 of the last 17 teams it played (one tie). In a late three-game stretch, Tech outrebounded the No. 1 (Maryland), No. 2 (NC State) and No. 3 (Miami) teams in the ACC in rebound margin against league foes by an average of 4.0.

- Last season, Tech ranked fourth in the ACC and 97th in the nation in rebound margin (+2.8). In 2011-12, Tech ranked third in the ACC and 60th nationally in rebound margin (+3.5).

- Tech has outrebounded 49 of its 73 opponents under Gregory, with three ties, and 29 of its 36 ACC opponents.

- Tech has had a double-figure rebound game 18 times since the beginning of last season - Robert Carter, Jr. (nine times), Daniel Miller (eight) and Marcus Georges-Hunt (once).

- Tech is 29-20 when it has won the rebounding battle under Gregory, and is 6-18 when it has lost the rebounding battle.

## **Magna Carter**

Big forward Robert Carter, Jr., has developed into a force on the boards and a dependable scorer inside and out for Georgia Tech this season. The 6-8 sophomore added strength and shed body fat over the off-season, has become a more trim and mobile presence inside, and is close to averaging a double-double through 11 games.

- Following his 15-point, 15-rebound performance Monday night against Kennesaw State, Carter, Jr., leads the Atlantic Coast Conference in rebound average at 9.8 per game while averaging 10.6 points per game. The KSU game was his fourth double-double of the season, tied for the most in the ACC, and seventh of his career. It also was his fifth double-digit rebound game this season.

- Additionally, the Thomasville, Ga., native has scored in double figures seven times this season, including each of the last three games in which he has averaged 15.9 points (16-of-26 FG, 13-of-17 FT) and 10.7 rebounds while recording six assists. He began that streak with a career-best 21 points in Tech's 67-64 victory over Illinois in which he scored seven of those points in the Yellow Jackets' 19-4 game-ending run.

- Carter, Jr.'s recent performances attracted the attention of ESPN analyst and former college coach Fran Fraschilla, who tweeted, "GT post Robert Carter is quietly becoming a double double machine. He has excellent hands and feel. Great player to build around."

## **Miller Time**

Robert Carter, Jr.'s performances have taken nothing away from Daniel Miller's contributions in the post for Georgia Tech. Since taking over the Yellow Jacket reins, head coach Brian Gregory has

# TECH NOTEBOOK

## THE LAST TIME A JACKET ...

**Scored 30 or more points:**  
Iman Shumpert, 30 vs. North Carolina, 1/16/11

**Led Tech in scoring off the bench:**  
Kammeon Holsey, 13 vs. Virginia Tech, 2/9/13

**Grabbed 15 or more rebounds:**  
Daniel Miller, 15 vs. Delaware State, 11/14/11

**Had 10 or more assists:**  
Iman Shumpert, 11 vs. Virginia Tech, 1/25/11

**Had a double-double:**  
Robert Carter, Jr. (15 pts/15 reb) vs. Kennesaw State, 12/16/13

**Played 40 minutes in regulation:**  
Jason Floyd vs. NC State, 1/2/99

**Played every minute of an overtime game:**  
Alvin Jones (45 minutes, 1 OT) vs. New Orleans, 11/27/98

**Played every minute of a multiple-OT game:**  
Matt Harpring (50 minutes, 2 OT) vs. North Carolina, 2-8-98

## THE LAST TIME THE JACKETS ...

**Scored 100 or more points:**  
vs. Florida A&M (100-59 win), 11/14/09

**Scored 100 or more points in regulation:**  
vs. Florida A&M (100-59 win), 11/14/09

**Scored 100 or more points in consecutive games:** vs. Jackson State (100-70) on 11/13/06 and Georgia State (103-74) on 11/16/06

**Allowed 100 or more points:**  
vs. Virginia Tech (102-77 loss) on 2/13/11

**Allowed 100 or more points in regulation:**  
vs. Virginia Tech (102-77 loss) on 2/13/11

**Shot 60 percent or better:**  
.712 (37-52) vs. Kentucky State, 1/30/10

**Failed to make a three-point basket:**  
0-for-5 vs. Duke, 2/23/05

**Did not allow a three-point basket:**  
0-for-6 vs. Maryland, 1/30/11

**Grabbed 50 or more rebounds:**  
50 vs. North Carolina, 1/23/13

**Two players had a double-double:**  
Daniel Miller (14 pts/13 reb) and Kammeon Holsey (10 pts/12 reb) vs. Georgia, 11/15/13

**Two players had 10 or more rebounds:**  
Robert Carter, Jr. (15) and Daniel Miller (12) vs. MVSU, 11/26/13

**Had 25 or more assists:**  
26 vs. East Tennessee State, 12/7/13

**Blocked 10 or more shots:**  
12 vs. Tulane, 12/3/11

**Had 15 or more steals:**  
19 vs. Wake Forest, 3/3/11

**Had fewer than 10 turnovers:**  
6 vs. Presbyterian, 11/8/13

**Had five players in double-figures in points:**  
Virginia Tech, 2/18/12

**Had no player with 10 or more points:**  
St. John's (lost 69-58), 11/30/13

**Had no player play 30 minutes:**  
Presbyterian (won 88-57), 11/8/13

**Won by 30 or more points:**  
East Tennessee State (87-57), 12/7/13

**Won by 40 or more points:**  
Kentucky State (98-50), 1/30/10

**Won by 50 or more points:**  
Winston-Salem State (97-46), 1/3/07

**Played an overtime game:**  
Virginia Tech (lost 70-65), 1/12/13

**Defeated a Top 25 team:**  
#6/7 Miami (71-69), 3/6/13

**Defeated a Top 25 team on the road:**  
#6/7 Miami (71-69), 3/6/13

**Had a game postponed:**  
Clemson (at Clemson), 11/11/11 (weather)

**Had a game cancelled:**  
Fordham (in Atlanta), 11/27/10 (weather)

counted on Miller for more than just his ever-present high basketball IQ, shot-blocking and passing skills. The third-year Tech coach asked his pivot-man for more scoring, rebounding and aggressiveness, and the 6-11 1/2 senior has responded, establishing himself as the key cog when Tech's inside-out offense is working well.

- The fifth-year senior is averaging career highs in scoring, rebounding and field goal percentage this season, and has made strides in every area each season of his career at Tech. He ranks third in the ACC in rebound average (7.9), fourth in blocked shots (1.82) and might lead the conference in field goal percentage if he met the league minimum of five field goals made per game (Miller averages four).

- Miller scored 16 points and grabbed eight rebounds Monday night against Kennesaw State while Carter, Jr., was getting his 15/15 double-double, and the Loganville, Ga., native scored the game-winning basket as part of a 9-point performance against Illinois.

- A member of the ACC's All-Defensive team last season, Miller has managed to play excellent defense and avoid foul trouble. He has fouled out only twice in his career and average 1.7 fouls per game the last two-plus seasons after committing 2.4 per game as a freshman.

- Miller was recently included among a list of the nation's 15 least appreciated players by Jon Rothstein of CBSSports.com, who wrote: "If there's a better post defender in the ACC, we'd like to see him. Miller regularly neutralizes the opponent's best interior scorer and has given Brian Gregory stability in the pivot as he attempts to rebuild the Yellow Jackets' program."

## The Sixth Man Award

Georgia Tech's Kammeon Holsey would be a prime candidate for the ACC's sixth man Award, which the conference will bestow for the first time at the end of this season.

The 6-8 1/2 forward has begun this season where he left off, averaging 7.4 points and 5.8 rebounds and hitting 51 percent of his field goal tries this year. His free throw shooting has improved remarkably from 61 percent last year to 81.5 percent this season.

After starting all 31 games for Tech as a sophomore, Holsey gave way to freshman Robert Carter, Jr., at the beginning of last season and came off the bench in every game. But the junior from Sparta, Ga., was among the Yellow Jackets' top four in scoring average all season, finishing third at 8.8 points a game while playing under 20 minutes a game.

Holsey's role was to give the Jackets a burst of energy in the frontcourt off the bench, and he did so from the very first game, when he scored a season-high 18 points on 7-of-8 shooting in just 18 minutes in Tech's season-opening win over Tulane. He matched that with 18 on 8-of-13 shooting with a season-high nine rebounds at North Carolina on Jan. 23.

He reached double digits 10 other times led Tech in scoring five times, and he converted 55.8 percent of his shots from the floor. He never played more than 25 minutes, and was Tech's first sub off the bench in every game but one.

## TECH FRESHMEN SCORING LEADERS

*Following is a list of Tech freshmen who have led the Yellow Jackets in scoring for the season, and in two instances, freshmen who ranked 1-2 on the team in scoring.*

2012-13	Marcus Georges-Hunt (10.8), Robert Carter, Jr. (9.9)
2006-07	Javaris Crittenton (14.4), Thaddeus Young (14.4)
2002-03	Chris Bosh (15.6)
1995-96	Stephon Marbury (18.9)
1982-83	Mark Price (20.3*), John Salley (11.5)
1973-74	Jim Wood (11.1)
*led ACC	

## ONE-TWO PUNCH

*ACC teams who have had freshmen rank 1-2 on their teams in scoring.*

<b>2012-13 - Georgia Tech</b>	Marcus Georges-Hunt (10.8), Robert Carter, Jr. (9.9)
<b>2010-11 - Wake Forest</b>	Travis McKie (13.0), J.T. Terrell (11.1)
<b>2007-08 - Wake Forest</b>	James Johnson (14.6), Jeff Teague (13.9)
<b>2006-07 - Georgia Tech</b>	Javaris Crittenton (14.4), Thaddeus Young (14.4)
<b>1982-83 - Georgia Tech</b>	Mark Price (20.3), John Salley (11.5)
<b>1982-83 - Duke</b>	Johnny Dawkins (18.1), Mark Alarie (13.0)

## Pure Golden

Another player who has picked up where he left off last year is transfer Trae Golden, who has given Georgia Tech exactly what it expected in terms of offense and experience at the guard position.

The 6-2 senior has scored in double figures in nine of 11 games and is just one-tenth of a point shy of the team scoring lead at 12.6 per game. Golden has come up big when the Jackets were in trouble, scoring five points and assisting on another field goal in the final four minutes as Tech finished off Kennesaw State with a 15-5 run Monday night. He also scored a game-high 18 points in Tech's win at Georgia, and a game-high 20 with seven assists against North Carolina A&T.

Golden, a Powder Springs, Ga., native who played at Tennessee his first three seasons, has put up numbers similar to those he posted for the Volunteers, hitting 77.1 percent of his free throw attempts while getting to the line more than six times per game, averaging 3.8 assists in addition to his dozen points per game.

## Tech's Building Blocks

Georgia Tech's 2012-13 freshman class was expected to be a big part of the Yellow Jackets plans last season, and the group became even more prominent after ACC play began and has developed into the core of Tech's program as it builds under Brian Gregory.

Guard Chris Bolden and forwards Marcus Georges-Hunt and Robert Carter, Jr., from the

# TECH NOTEBOOK

## TECH'S RECORD ...

	2013-14 Under BG	
At home	7-1	25-15
On the road	1-0	7-16
At neutral sites	0-2	3-7
Vs. top-10 opponents	0-0	1-3
Vs. top-25 opponents	0-0	1-7
Vs. teams over .500	3-3	12-31
Vs. teams under .500	4-0	16-5
Vs. teams at .500	1-0	7-2
While in the top 25	0-0	0-0

In November	5-3	13-8
In December	3-0	11-3
In January	0-0	3-13
In February	0-0	6-10
In March	0-0	2-4
In April	0-0	0-0

Wearing white uniforms	7-2	27-17
Wearing gold uniforms	1-0	5-16
Wearing black uniforms	0-1	0-1
Wearing blue uniforms	0-0	1-4

Game is decided by 5 pts. or fewer	0-0	4-9
Game is decided by 10 or fewer	3-2	13-17

Leading at the half	7-1	26-10
Trailing at the half	1-2	9-28
Tied at the half	0-0	0-0
Leading with 5:00 to play	6-0	29-3
Trailing with 5:00 to play	1-3	5-34
Tied with 5:00 to play	1-0	1-1
In overtime games	0-0	0-2
After a bye in the ACC schedule	0-0	0-2

Tech scores 100 or more points	0-0	0-0
Tech scores 70 or more points	6-1	20-6
Tech scores less than 70 points	2-2	15-31
Opponent scores 100 or more points	0-0	0-0
Opponent scores 70 or more	2-2	4-19
Opponent scores less than 70	6-1	31-19

Tech shoots 50 pct. or better	4-0	17-2
Opponent shoots 50 pct. or better	0-0	0-8
Opponent shoots under 40 pct.	6-0	22-10
Tech has a higher FG% than opponent	7-0	32-9
Tech has a lower FG% than opponent	1-3	3-29
FG percentage is even	0-0	0-0

Tech has more 3-point FGs	1-1	17-8
Tech has fewer 3-point FGs	6-2	18-24
3-point FGs are even	1-0	3-5

Tech attempts more FT than opponent	7-2	25-10
Tech attempts fewer FT than opponent	1-1	10-27
Free throw attempts are even	0-0	0-1

Tech outrebounds opponent	8-3	29-20
Opponent outrebounds Tech	0-0	6-18
Rebounds are even	0-0	3-0

Tech has fewer turnovers than opponent	4-0	17-7
Tech has more turnovers than opponent	2-3	15-27
Turnovers are even	2-0	3-4
Tech has more assists than turnovers	5-1	22-9

Committing more fouls	1-1	12-25
Committing fewer fouls	6-2	21-10
Fouls are even	1-0	2-3

4/more Jackets score in double figures	5-2	15-5
A Jacket scores 20 or more	2-2	8-7
A Jacket scores 30 or more	0-0	0-0

Scoring more bench points	6-0	25-18
Scoring fewer bench points	2-3	11-19
Bench scoring is even	0-0	0-1

high school class of 2012, have played significant minutes from their first game. Georges-Hunt and Carter, Jr., were in the starting lineup for the season opener last year against Tulane, and Bolden made his first career start Jan. 17 at Duke.

They combined to score 43.4 percent of Tech's points overall and 46.5 percent in ACC games. They ranked 1-2-3 in scoring against the ACC and were separated by just eight points.

They also handled the ball well, Bolden, Carter, Jr., and Georges-Hunt combined for just 126 turnovers (combined 4.1 per game).

Class of 2013 guard Solomon Poole also took on a greater role. He took over the backup point guard role against Virginia Tech on Jan. 12 and averaged more than 10 minutes per game after that while Bolden averaged more than 30.

Bolden's insertion into the starting lineup was the first significant lineup change of the season. It was the first time since Dec. 20 (Florida State) and 22 (Kennesaw State) of 2009 that three freshmen had started a game for the Yellow Jackets (Derrick Favors, Brian Oliver, Mfon Udofia).

## Tech Storylines

- This is the 99th season of basketball for Georgia Tech and its 35th season of competition in the Atlantic Coast Conference. Tech was a member of the Southern Conference for 11 years (1921-32), the Southeastern Conference for 32 years (1932-64), independent for 11 years (1964-75), a member of the Metro Conference for three years (1975-78), and independent for one more year (1978-79) before joining the ACC.

- Georgia Tech's primary goals are always to play solid team and one-on-one defense, win the rebounding battle and be efficient on offense. Brian Gregory prefers to fuel the Yellow Jackets' transition game with superior defensive rebounding rather than by playing the passing lanes and gambling for steals.

- Tech's returning players for 2013-14 combined for 84.6 percent of the Yellow Jackets' scoring in 2012-13, 88.3 percent of the rebounds and 80.1 percent of the minutes.

- Carter, Jr., and Georges-Hunt both were invited to training camp for the USA Basketball Under-19 team, which was to compete in the FIBA U19 World Championship in July. Georges-Hunt survived the first of two roster cuts but did not make the second, while Carter, Jr., who had trained with the U18 in the summer of 2012, did not make the first cut.

- Daniel Miller enters the 2013-14 season as the ACC's career blocked-shot leader among active players and 22nd all-time with 226. He is No. 3 on Tech's all-time list and is likely to eclipse the mark of 243 from John Salley, who is No. 2. The Tech record of 425 posted by Alvin Jones is probably out of reach.

- Only three Tech players were on the last Yellow Jacket team to play in Alexander Memorial Coliseum - rising seniors Kammeon Holsey, Daniel Miller and Jason Morris.

- Only two players remain on the Tech roster who were in the program the last time Tech played in the NCAA Tournament (2010) - Daniel Miller and Kammeon Holsey - and both red-shirted that season.

- Quinton Stephens is the first scholarship player on the Tech basketball roster from the Marist School in Atlanta since Matt Harpring, whose No. 15 is retired at Tech.

## Homegrown Jackets

Georgia Tech's 2013-14 team features 14 players from the state of Georgia, unprecedented in the history of Yellow Jacket basketball. Tech has more players from its home state on its roster than any team on Division I college basketball, followed by Charlotte (13), Wisconsin-Milwaukee (13) and Purdue (12).

Of Tech's 13 scholarship players, 10 are from Georgia.

## The Five-Year Plan

Georgia Tech has a rarity in present-day college basketball in Daniel Miller and Kammeon Holsey, two seniors in their fifth year in the program.

Miller and Holsey are the last members of a 2009 recruiting class that also included Derrick Favors, who spent one season at Tech before becoming an NBA lottery pick, Mfon Udofia, who completed his eligibility last season, Glen Rice, Jr., who played three seasons at Tech and is now a member of the Washington Wizards, and Brian Oliver, who played two seasons at Tech and transferred to Seton Hall.

They are the only two players on the Tech roster who were on the team the last time it went to the NCAA Tournament (both red-shirted that year), and along with Jason Morris, are the only team members to have played home games at Alexander Memorial Coliseum.

Both are from small towns in Georgia - Miller from Loganville and Holsey from Sparta - and have become good friends.

## We're 18 and We Know What We Want

Georgia Tech has a roster of 18 players and more depth than the Yellow Jackets have enjoyed at any time since Gregory arrived on campus. Sixteen of those players will dress for every home game.

- Despite the loss of four scholarship players - guards Mfon Udofia, Brandon Reed and Pierre Jordan and forward Julian Royal - Tech rebuilt by signing 6-0 guard Travis Jorgenson and 6-9 forward Quinton Stephens in its freshman class, and added transfers Trae Golden, a 6-2 guard, and Robert Sampson, a 6-8 forward. Golden was declared eligible to play this season, while Sampson will be eligible next season.

- Tech also added depth in the backcourt with 6-1 Corey Heyward, a red-shirt freshman who sat out last season after twice tearing the anterior cruciate ligament in his left knee. Tech expects to have 6-5 senior Jason Morris (Augusta, Ga.), who underwent surgery to repair a stress fracture in his left foot Oct. 14, back on the court this week.

- The Jackets have five non-scholarship players on the roster who form the scout team in practice and is dubbed the "Iron Five" by Coach Gregory. That unit includes forwards Brooks Doyle, a sophomore, and Aaron Peek, a junior, both 6-4 players who each saw action for Tech last year, a

## TECH HIGHS/LOWS

### UNDER BRIAN GREGORY

**Longest winning streak:** 6 games (2012-13 season)

**Longest ACC winning streak:** 1 game

**Longest losing streak:** 6 games (2011-12 season)

**Longest ACC losing streak:** 6 games (2011-12 season)

**Most points scored in a game:** 92 vs. Florida A&M (won 92-59), 11/11/11

**Most points scored - ACC game:** 82 vs. NC State (won 82-71), 1/11/12; Wake Forest (won 82-62), 1/26/13

**Fewest points scored in a game:** 36 vs. Miami (lost 56-34, ACC Tournament), 3/8/12

**Fewest points scored - ACC game:** 36 vs. Miami (lost 56-34, ACC Tournament), 3/8/12

**Most points allowed in a game:** 93 vs. North Carolina (lost 93-81), 1/29/12

**Most points allowed - ACC game:** 93 vs. North Carolina (lost 93-81), 1/29/12

**Fewest points allowed in a game:** 36 vs. Rice (won 54-36), 11/22/12

**Fewest points allowed - ACC game:** 47 vs. Boston College (won 51-47), 2/4/12

**Largest margin of victory:** 34 vs. Alabama State (won 75-41), 12/17/12

**Largest margin of victory - ACC game:** 20 vs. Wake Forest (82-62), 1/26/13

**Largest margin of victory - road game:** 20 vs. Savannah State (won 65-45), 12/10/11

**Largest margin of victory - ACC road game:** 11 vs. NC State (82-71), 1/11/12

**Largest losing margin:** 32 vs. Virginia (70-38), 1/19/12

**Largest losing margin - ACC game:** 32 vs. Virginia (70-38), 1/19/12

**Most points allowed in a win:** 71 vs. NC State (won 82-71), 1/11/12; Georgia (won 80-71), 11/15/13

**Most points scored in a loss:** 81 vs. North Carolina (lost 93-81), 1/29/12

**Fewest points scored in a win:** 51 vs. Boston College (won 51-47), 2/4/12

**Fewest points allowed in a loss:** 54 vs. Miami (lost 54-36), 3/8/12

**Largest deficit overcome to win a game:** 13 vs. VCU (won 73-60), 11/18/11

**Largest deficit overcome to win a road game:** 13 vs. #6 Miami (won 71-69), 3/6/13

**Largest lead given up in a loss:** 15 vs. Boston College (lost 84-64, ACC Tournament), 3/14/13; St. John's (lost 69-58), 11/30/13

**Largest 2nd-half lead given up in a loss:** 11 vs. Virginia Tech (lost 70-65, ot), 1/12/13

**Highest FG pct.:** .583 (28-48) vs. Virginia Tech, 2/18/12

**Highest FG pct. - ACC game:** .583 (28-48) vs. Virginia Tech, 2/18/12

**Lowest FG pct.:** .292 (14-48) vs. Virginia, 1/19/12

**Lowest FG pct. - ACC game:** .292 (14-48) vs. Virginia, 1/19/12

**Highest 3-pt pct.:** .600 (9-15) vs. NC State, 1/11/12

**Highest 3-pt pct. - ACC game:** .600 (9-15) vs. NC State, 1/11/12

**Lowest 3-pt pct.:** .059 (1-17) vs. NC State, 2/9/12

**Lowest 3-pt pct. - ACC game:** .059 (1-17) vs. NC State, 2/9/12

**Highest FG pct. allowed:** .551 (31-56) vvs. Northwestern, 11/28/11

**Highest FG pct. allowed - ACC game:** .551 (27-49) vs. Boston College, 3/9/13

**Lowest FG pct. allowed:** .229 (11-48) vs. Rice, 11/22/12

**Lowest FG pct. allowed - ACC game:** .292 (14-48) vs. Wake Forest, 2/16/13

**Highest 3-pt pct. allowed:** .625 (10-18) vs. North Carolina, 1/29/12

**Highest 3-pt pct. allowed - ACC game:** .625 (10-18) vs. North Carolina, 1/29/12

**Lowest 3-pt pct. allowed:** .091 (1-11) vs. NC State, 3/3/13

**Lowest 3-pt pct. allowed - ACC game:** .091 (1-11) vs. NC State, 3/3/13

**Most assists:** 26 vs. East Tennessee State, 12/7/13

**Fewest assists:** 4 vs. Virginia, 1/19/12

**Most turnovers:** 24 vs. Florida State, 2/1/12

**Fewest turnovers:** 6 vs. Virginia, 1/19/12; Wake Forest, 3/3/12; Presbyterian, 11/8/13

pair of sophomore guards in Colin Gurry and Ron Wamer, and 6-6 freshman forward Rand Rowland. All but Gurry (Canton, Conn.) and Rowland (Cleveland, Ga.) are from the Atlanta area.

### Streaks of Note

- **Daniel Miller** has started 104 consecutive games, the team's longest streak and more than any active ACC player except Wake Forest's Travis McKie (105). He is the only Tech player to start every game the last three-plus seasons, and he has not missed a game in his Tech career.

- Tech has made at least one 3-point field goal in 269 straight games, dating back to an 0-for-5 effort against Duke on Feb. 23, 2005. The Jackets came close to breaking that streak twice in the 2011-12 season - Saint Joseph's (1-for-12) and Virginia (1-for-15) - and again this season against Delaware State, going 0-for-7 over the first 37 minutes of the game before hitting twice in the final three minutes.

### Notable Career Milestones

- Head coach **Brian Gregory** won for the 200th time in his head coaching career when Tech defeated Presbyterian to open this season.

- **Trae Golden** surpassed the 1,000-point mark for his career. He scored 931 in three seasons at Tennessee and now has 1,070.

- **Daniel Miller** is 41 points shy of 800 for his career, while **Kammeon Holsey** needs 53 to reach the same plateau.

- Holsey surpassed 400 career rebounds against Dayton (has 442).

- **Miller** surpassed 600 career rebounds against Mississippi Valley State (has 650) and has moved into 18th place on Tech's all-time list. He needs four to reach 17th place (Ivano Newbill, 654, 1991-94).

- **Miller** holds third place in career blocked shots at Tech (226) and ranks 22nd on the ACC's all-time list.

- **Marcus Georges-Hunt** (474) needs 26 points to reach 500 for his career.

- Georges-Hunt surpassed 200 rebounds for his career (204) against Kennesaw State.

- **Robert Carter, Jr.**, passed 400 career points against Illinois and 300 career rebounds against East Tennessee State.

- **Jason Morris** needs 10 points for 500 in his career.

### 200 Achieved Against Presbyterian

Georgia Tech head coach Brian Gregory earned the 200th victory of his head coaching career Nov. 8 when the Yellow Jackets downed Presbyterian 88-57 at McCamish Pavilion. The third-year Yellow Jacket skipper is 30-36 at Tech after posting a 172-94 mark in eight seasons as the head man at Dayton.

### Gregory Receives Contract Extension

Brian Gregory received a one-year extension to his contract in November, extending the original six-year contract for Gregory through the 2017-18 season. Gregory also received an increase in his base salary and additional basketball and academic performance incentives.

Gregory began his Tech career following a six-year period in which the Yellow Jackets had just two winning seasons, and played the 2011-12 season off-campus as McCamish Pavilion was being built. But the team improved by five victories overall and by two in Atlantic Coast Conference play during the 2012-13 season. The Jackets made significant improvements statistically according to the NCAA rankings and won three ACC games on the road, including eventual ACC champion Miami, ranked No. 6 at the time.

Every senior on the Tech team has graduated during Gregory's time. The Yellow Jackets also have made significant strides in the NCAA's Academic Progress Report, moving from last to sixth in the ACC during his tenure.

### Jorgenson Lost for Season with Knee Injury

Freshman guard Travis Jorgenson will miss the rest of the 2013-14 season after suffering a torn anterior cruciate ligament in his right knee during Tech's Nov. 20 game against Dayton.

The 6-0 guard sustained the injury in the second half of the game, and an MRI test taken the next day revealed the tear. Surgery to repair the ligament was successfully performed on Dec. 12.

The Columbia, Mo., native had played in all four games off the bench, averaging 4.3 points and 2.5 assists in just under 20 minutes per game.

### Games of November Remembered

Georgia Tech's opener against Presbyterian was significant because it was the earliest calendar date that Georgia Tech has ever played a regular-season basketball game. It fell one day earlier than last year's opener against Tulane, and Tech's season opener of the 2007-08 season against UNC Greensboro, which both fell on Nov. 9.

- The Yellow Jackets played eight games scheduled in the month of November, an all-time high. Tech previously played seven games in November in the 2011-12, 2010-11 and 2006-07 seasons.

- A check of Tech's all-time scores and accounting for the number of games it has played in November provides a glimpse into the gradual lengthening of the college basketball season over time. In three seasons under Gregory, Tech has averaged 6.9 November games. Tech averaged 4.9 in 11 seasons under Paul Hewitt, with a low of two in the 2002-03 season. Tech averaged 2.5 games in November in 19 seasons under Bobby Cremins, including NONE in the 1992-93 season, and 1.3 games in November in eight seasons under Dwane Morrison. Whack Hyder's 22 Tech teams played a TOTAL of four November games.

- Tech's first November game was played Nov. 30, 1956, also the first game ever played at Alexander Memorial Coliseum, and resulted in a 71-61 loss to Duke. The Jackets are 101-37 all time in November, including an 13-6 mark under Gregory.

### Making History

Georgia Tech has made a little bit of history during its first two-plus seasons under head coach Brian Gregory.

- The first came quickly, a 68-56 win over

# TECH NOTEBOOK

## TECH ALUMNI IN THE NBA

Player	Team
Chris Bosh	Miami Heat
Will Bynum	Detroit Pistons
Derrick Favors	Utah Jazz
Jarrett Jack	Cleveland Cavaliers
Anthony Morrow	New Orleans Pelicans
Glen Rice, Jr.	Washington Wizards
Iman Shumpert	New York Knicks
Thaddeus Young	Philadelphia 76ers

## OTHER TECH ALUMS IN PRO BALL

Tony Akins	Goyang Orions (South Korea)
Alade Aminu	Karsiyaka (Turkey)
D'Andre Bell	*Chiba Jets (Japan)
Lewis Clinch	Bameso (Dominican Republic)
B.J. Elder	Pall.Trento (Italy)
Mouhammad Faye	Panelefsiniakos (Greece)
Shaun Fein	Antibes (France)
Zam Fredrick	*Barsy Atyrau (Kazakhstan)
Gani Lawal	Olympia Milano (Italy)
Stephon Marbury	Beijing Ducks (China)
Anthony McHenry	Ryukyu Golden Kings Okinawa (Japan)
Moe Miller	*Groningen (Holland)
Isma'il Muhammad	Al Ansar Medina (Saudi Arabia)
Ed Nelson	9 de Julio (Argentina)
Jim Nyström	Solna Vikings (Sweden)
Zachery Peacock	Boulogne (France)
Luke Schenscher	Adelaide 36ers (Australia)
Jeremis Smith	Fuerza Regia (Mexico)
Lance Storris	SW Metro Pirates (Australia)
Theodis Tarver	Speyer (Germany)
Mfon Udofia	Delaware 87ers (NBDL)
Mario West	Fuerza Regia (Mexico)

\*Last year's team, 2013-14 team unknown

## TOP-25 WINS FOR BRIAN GREGORY

Dec. 8, 2007	at No. 11 Louisville*	70-65
Dec. 29, 2007	No. 6 Pittsburgh*	80-55
Jan. 9, 2008	No. 22 Rhode Island*	92-83
Nov. 29, 2008	No. 15 Marquette*	89-75
Feb. 11, 2009	No. 14 Xavier*	71-58
Nov. 19, 2009	No. 21 Georgia Tech* (n)	63-59
Mar. 11, 2011	No. 18 Xavier* (n)	68-67
Mar. 6, 2013	at No. 6 Miami	71-69

\*at Dayton

## TECH'S 20-WIN SEASONS

Year	Overall	Conf.	Post-season
2010	22-12	7-9	NCAA
2007	20-12*	8-8	NCAA
2005	20-12	8-8	NCAA 2nd round
2004	28-10*	9-7	NCAA runner-up
1996	24-12*	13-3	NCAA Sweet 16
1992	23-12*	8-8	NCAA
1990	28-7*	8-6	Final Four
1989	20-12*	8-6	NCAA
1988	22-10*	8-6	NCAA
1986	27-7*	11-3	NCAA Sweet 16
1985	27-8*	9-5	NCAA Elite Eight
1971	23-9*	na	NIT runner-up
1963	21-5*	10-4	none
1960	22-6*	11-3	NCAA Sweet 16

\*won 20 games by end of regular season

Georgia in Athens on Dec. 7, 2011, the team's first victory in Athens in 35 years.

- With its 80-71 win at Georgia on Nov. 15, Tech has now defeated its in-state rival three consecutive years for the first time since winning three straight from 1992-94. The Jackets have also won back-to-back games in Athens for the first time since winning three straight there from 1959-61.

- For the first time since Roy Mundorff in 1946-47 and 1947-48, Gregory has won in his first three tries against state-rival Georgia.

- Tech won three ACC road games, the most for the Yellow Jackets since the 2007-08 season, when they went 4-4 on the road. Tech was 3-29 on the road in the four seasons in between.

- Put another way, Tech has won three of its last five ACC road games after winning three of the previous 36 dating back to the beginning of the 2008-09 season.

- One of those road wins was Tech's first-ever victory over Virginia Tech in Blacksburg, a 64-54 win last Feb. 9. That came after seven losses in Cassell Coliseum.

- Like his two predecessors, Brian Gregory captured his first career ACC victory on the road (82-71 over NC State on Jan. 11). Bobby Cremins defeated Maryland for his first, 45-43 on Dec. 23, 1981, while Paul Hewitt won at Virginia, 73-68, on Jan. 9, 2000.

- On March 6 of last season, Tech beat a top-10 team on the road (No. 6 Miami) for the first time since 2004.

## Tech Signs Two in Class of 2014

Georgia Tech signed 6-2 guard Tadic Jackson and 6-10 Ben Lammers to letters of intent on the first day of the early signing period Nov. 13.

Jackson, a 6-2, 205-pounder from Tift County High School in Tifton, Ga., is a 4-star prospect ranked as high as 68th nationally in the class of 2014 (by ESPN.com) and is rated the top guard in the state by national recruiting analyst Justin Young on Hoopseen.com. Rated 14th nationally at his position, the left-handed Jackson averaged 15.4 points a game as a junior last season, which ranked 17th in class AAAAAA, and helped Tift County to a 26-5 record and a state ranking of No. 3. He plays for the Georgia Stars AAU team.

Lammers, a 6-10, 225-pounder, attends Alamo Heights High School in San Antonio, Texas. The 3-star prospect is rated the 10th-best overall prospect in the state of Texas according to TexasHoops.com and the 19th-best center in the nation. An all-state performer each of the last two years, Lammers averaged 15 points, 10 rebounds and 4.5 blocks per game as a junior, helping Alamo Heights advance to the class AAAA regional finals and a 32-4 final record. Lammers, whose father played football at Texas A&M, played AAU ball for the South Texas Spurs.

## ACC Schedule Notes for 2013-14

New Atlantic Coast Conference members Notre Dame and Pittsburgh will visit McCamish Pavilion this season as part of Georgia Tech's 18-game conference schedule, while Boston College, Clemson, Duke, Miami, North Carolina, Virginia and Virginia Tech are on the Yellow Jackets' home

men's basketball schedule for the 2013-14 season.

- The Yellow Jackets have home-and-away series with Clemson and Notre Dame (Tech's permanent partners), as well as Duke and Boston College.

- Miami, North Carolina, Pittsburgh, Virginia and Virginia Tech come to Atlanta, while Tech has road trips to new member Syracuse, Florida State, Maryland, NC State and Wake Forest. (Wake Forest is no longer a permanent home-and-away partner for Tech.)

- Of the three new conference members for 2013-14, Tech has faced **Notre Dame** the most, winning six of eight meetings in the series that dates back to 1941. The most recent meeting was a 70-69 Tech victory in the 2007 Paradise Jam. Former Yellow Jacket player Rod Balanis is an assistant coach on Mike Brey's Fighting Irish staff.

- Tech is 5-0 all-time against **Pitt**, including a 111-92 victory over the Panthers in the most recent meeting on Dec. 28, 1989 at the Omni arena in Atlanta, a big win early for a Yellow Jacket team that would win the ACC Championship and reach the NCAA Final Four. Tech's "Lethal Weapon 3" combo of Kenny Anderson (32 points), Brian Oliver (28) and Dennis Scott (30) combined for 90 of Tech's 111 points.

- The series between Tech and **Syracuse** is even at 2-2. The Orange have won the last two meetings, including an 80-76 decision in the 2010 Legends Classic in Atlantic City. Syracuse also defeated Tech Dec. 21, 2002, 92-65, in the teams' last meeting at the Carrier Dome behind freshmen Carmelo Anthony (24 points) and Gerry McNamara (25 with 10 assists) and would go on to win the national championship that season.

## Non-Conference Schedule Stiffens

With five games slated against major conference teams and two others against perennially strong mid-major opponents, Georgia Tech is facing a significantly more difficult non-conference schedule in its third season under head coach Brian Gregory.

- In the same season that former Big East powers Notre Dame, Pittsburgh and Syracuse join the ACC, the Yellow Jackets had Illinois and Dayton at home, and travel to Charlotte, Georgia and Vanderbilt. This is in addition to the Barclays Center Classic tournament over Thanksgiving weekend, in which Tech played Mississippi (an NCAA team), and St. John's (NIT).

- By the numbers, Tech is playing three non-conference games on the opponent's home court, as opposed to one last year (at Illinois in the Big Ten/ACC Challenge), and five non-conference games away from home altogether. Of the five non-conference games against the power five conference foes, four of those will be played away from home.

- Tech is facing five RPI top 100 teams (based on the final CBSSports.com rankings from 2012-13) among its 13 non-conference games, and has only three foes ranked beyond 300, as opposed to five last year. Including ACC opponents, Tech will face 16 teams that made the NCAA or NIT championships last season, as opposed to 14 on last year's schedule, and 17 RPI top 100 foes.

- The average RPI for Tech's non-conference



# TECH NOTEBOOK

## GAMES STARTED

	Consec.	2013-14	Career	Career ACC
Chris Bolden	1	6	21	15
Robert Carter, Jr.	42	11	42	18
Marcus Georges-Hunt	38	11	41	19
Trae Golden	1	10	*68	0
Corey Heyward	1	1	1	0
Kammeon Holsey	0	0	43	27
Travis Jorgenson	0	0	0	0
Daniel Miller	104	11	104	53
Jason Morris	0	0	27	19
Solomon Poole	1	5	5	0
Stacey Poole, Jr.	0	0	0	0
Quinton Stephens	0	0	0	0

\*includes starts at Tennessee

Career ACC includes ACC Tournament starts

## DOUBLE FIGURES OFF THE BENCH IN 2013-14

Player	Points	Opponent/Date
Poole	*24	Mississippi, 11/29/13
Golden	13	ETSU, 12/7/13
Poole, Jr.	11	etsu, 12/7/13
Holsey	10	Georgia, 11/15/13
Holsey	10	Dayton, 11/20/13
Holsey	10	NC A&T, 11/24/13
Stephens	10	MVSU, 11/26/13

\*team-high

## TECH HONOR ROLL

### Chris Bolden

Academic All-ACC team 2012-13

### Robert Carter, Jr.

ACC All-Freshman team (coaches) 2012-13

ACC Rookie of the Week 3/4/13

### Marcus Georges-Hunt

Academic All-ACC team 2012-13

ACC Rookie of the Week 11/26/12, 12/10/12

### Daniel Miller

ACC All-Defensive team (media) 2012-13

## GEORGIA TECH'S

### CONFERENCE AFFILIATIONS

Southern Conference	1922-32
Southeastern Conference	1933-64
Metro Conference	1975-78
Atlantic Coast Conference	1979-present

foes is four spots higher than last year's slate, while the average RPI for Tech's ACC foes climbs from 100 to 75.2.

## Tech's Accomplishments in 2012-13

- With its March 6 win at No. 6 Miami, Tech beat a top-25 team for the first time since March 12, 2010, a 69-64 win over No. 19 Maryland in the ACC Tournament. Tech beat a top-25 team on the road for the first time since Jan. 16 of that year, beating No. 12 North Carolina in the Smith Center, 73-71.

- Tech beat a team ranked in the top 10 for the first time since Jan. 9, 2010, a 71-67 home-court victory over Duke. Tech's last win over a top-10 team on the road also came against Duke, on March 3, 2004 in Cameron Indoor Stadium by a 76-68 score.

- For head coach Brian Gregory, it matched the highest-ranking for an opponent one of his teams has beaten. Dayton defeated No. 6 Pittsburgh, 80-55, on Dec. 29, 2007.

- Tech's 16 wins were its most since the 2009-10 season, when the Yellow Jackets went 23-13 (18-11 in the regular season, 7-9 in the ACC).

- Georgia Tech accomplished its first season sweep of an ACC opponent (Wake Forest) since the 2010-11 season. The opponent then was Wake Forest.

- Tech finished the season five games ahead of its mark from a year ago and surpassed its conference win total (4) from 2011-12.

- Tech improved its record in each month of this season over the corresponding month last season, except March.

- Tech secured a winning season in year two under Gregory. No Tech coach since Dwight Keith in 1945 had posted a winning record in his second year on the Flats.

- Tech finished its first season in McCamish Pavilion with an 11-6 record (3-6 ACC) and averaged 7,365 in attendance with four sellouts.

## And the Children Shall Lead

Marcus Georges-Hunt and Robert Carter, Jr., became the first two freshmen to rank 1-2 on Georgia Tech's team in scoring since 2006-07, and the third freshman duo to accomplish that at Tech. Only other five teams in ACC history (two from Tech) have had freshmen rank 1-2 on their teams in scoring (see chart on page 5).

Georges-Hunt (10.8 ppg) was the Yellow Jackets' only player in double figures for the season, and Georges-Hunt was the only ACC freshman to lead his team in scoring.

Javaris Crittenton and Thaddeus Young, who each averaged 14.4 points during the 2006-07 season, were the last freshmen to finish 1-2 on the Tech scoring chart. Mark Price, who led the ACC in scoring at 20.3 points per game, and John Salley (11.5) also turned the trick in 1982-83.

Tech has had a freshman lead its team in scoring five times previously, first with Jim Wood (11.1) in 1973-74. That average was the lowest figure to lead a Yellow Jacket team in the modern era (since 1949-50) until this year.

## Arts and Letters

Not only has Georgia Tech improved on the court since Gregory arrived, but has made big strides in the classroom as well. Beginning with Moe Miller and Lance Storrs in the summer after Gregory took the head coaching position at Tech, every senior in the program has graduated, including Derek Craig and Nick Foreman in 2012.

Last year's senior class included Mfon Udofia, who finished his business administration degree work in the summer, and Pierre Jordan, who completed his Masters degree requirements in building construction in the spring. Brandon Reed graduated in the summer with his management degree before transferring back to Arkansas State to play his final year of basketball.

Sophomores Chris Bolden and Marcus Georges-Hunt made the Academic All-ACC team as freshmen, and the Yellow Jackets have had at least one player named to that team since it was instituted for the 2010-11 season.

Tech's men's basketball scored a perfect 2010-11 team single year Academic Progress Report score of 1000 in the 2010-11 APR Report, a first for the program, and posted a four-year average of 972, an all-time high, last spring.

## Stability in the Lineup

Head coach Brian Gregory utilized seven different starting lineups in 2011-12. Two players - Kammeon Holsey and Daniel Miller - started every game.

In 2012-13, he went with essentially two different lineups, and three players - Carter, Jr., Miller and Udofia - started every game. Tech's lineup for 14 of the first 15 games was Mfon Udofia and Brandon Reed at the guards, Marcus Georges-Hunt and Robert Carter, Jr., at the forwards and Daniel Miller at center. Chris Bolden replaced Reed in game 16 at Duke and started 15 of the last 16 games.

This season, two lineups have been employed essentially. Carter, Jr., Georges-Hunt and Miller have started every game. Solomon Poole has started Tech's five games, and Bolden has started the other six. A disciplinary action kept Trae Golden out of the starting lineup for ETSU in favor of Corey Heyward.

## Buzz Bytes

- Tech shot 50 percent or better from the floor seven times last season, four this season. Tech is 17-2 under Brian Gregory when shooting 50 percent.

- The Yellow Jackets are 23-9 overall under Brian Gregory when they record more assists than turnovers.

- With Daniel Miller jumping center, Tech has controlled the opening tip in 53 of 73 games since the beginning of the 2011-12 season.

- Tech is 9-6 in games decided by 10 or fewer points over the last two seasons. The Jackets were 3-11 in such games in 2011-12.

- The Yellow Jackets are 28-3 under Brian Gregory when leading at the 5-minute mark.

- Tech's rally from 12 points down against Illinois on Dec. 3 was the second-largest deficit Tech has overcome to win a game in Brian Gregory's

# TECH NOTEBOOK

## McCamish Pavilion 411

**Name:** McCamish Pavilion (mc-CAME-ish), named for Atlanta insurance executive Hank McCamish who gave the lead gift for the facility

**Capacity:** approximately 8,600 (6935 court level, 1665 balcony level)

**Cost:** \$50 million

**Contractor:** Whiting-Turner

**Architect:** Populous

**Cremins Court:** the court remains named for the former Tech head coach

**Alexander Courtyard:** located at the Fowler Street entrance, honors the former Tech director of athletics and the history of the former Tech home arena named for him

**Grand entrance:** 10th and Fowler Streets, foyer includes graphic representations of retired jerseys and Tech's two Final Four appearances

**Other entrances:** West entrance off Fowler Street (students and media), East entrance from main arena parking (for club patrons)

**Features:** center-hung scoreboard and video boards, mezzanine fascia ribbon boards, theatrical lighting, primarily chairback seating, club area

## FACTS AND DATES

• 2,500 cubic yards of concrete removed

• 3,000 cubic yards of concrete installed

• 500 tons of new steel installed

• Over 1 mile of new railing installed

• 20,000 gallons of paint used

• 2,000 feet of new mechanical piping

• 2,500 feet of new ductwork

• \$4M in new audio-visual and scoreboards

• 50 TV's throughout the concourse and Callaway Club

• Farthest distance material has traveled to get on site: 4,835 miles

• Shortest distance material has traveled to get on site: 1 mile

• Number of Tech alumni involved in the project: over 100

• Number of days construction took: 520

• Number of 1950's old style Coke bottles found while installing the underground foundations: 11

• Number of new staircases: 13

• Number of new sports lights for the competition floor: Over 300

• 270-degree court view from concourse

**Groundbreaking:** May 5, 2011

**Opening:** October, 2012

**First public event:** Oct. 21, Jacket Jam (men's and women's scrimmages)

**First men's game:** Nov. 9 vs. Tulane

**Head coaches:** Brian Gregory of Georgia Tech, Ed Conroy of Tulane

**Officiating crew:** Karl Hess, Gary Maxwell, Raymond Styons

**TV announce crew:** Tom Werme, Cory Alexander (ACC Network)

**First Tech points:** Marcus Georges-Hunt (2 FT, 18:13, 1st half)

**First basket:** Tulane's Josh Davis (18:44, 1st half)

**Attendance:** 8,600 (sellout)

**Men's Sellouts:** 4

**First women's game:** Nov. 11 vs. Tennessee

two-plus seasons. The Jackets came back from 13 points down in the second half to win at No. 6 Miami last March, and erased a 13-point first-half deficit to beat VCU in Gregory's first season.

• Tech's 11-point lead against Virginia Tech on Jan. 12 was the biggest it has held in a game the Yellow Jackets lost under Gregory.

## Case for Tech's Defense

• Tech ranked 33rd in the nation in adjusted defensive efficiency as calculated by Ken Pomeroy, allowing 91.6 points per 100 possessions. Miami (18), Virginia (20) and Duke (23) ranked ahead of Tech among ACC teams.

• Only eight opponents have shot 50 percent from the floor against Tech since Brian Gregory became head coach.

• Tech has held 30 teams (eight ACC teams) under 60 points since Brian Gregory arrived and allowed only 15 to score as many as 70.

• The Yellow Jackets have held 33 of 73 foes under 40 percent from the floor under Gregory (six this season), seven under 30 percent.

• Only six opponents have scored as many as 80 points, only one of those has reached 90, in Gregory's tenure.

• Tech gave up 62.6 points per game in 2011-12, which was the program's fifth lowest yield going back to the 1955-56 season, the first year statistics are available. Last season's yield was 62.4 ppg, which ranks fourth.

• Only one other Tech team (1984-85, 59.4 ppg) surrendered fewer points per game vs. the ACC than did Brian Gregory's first Tech team (65.5). Last year's yield of 67.1 ppg ranked fourth-lowest since the Jackets joined the ACC.

• Only three Tech teams since 1960 limited ACC teams to a lower field goal percentage than last year's team (40.3 pct.). Only four Tech teams in the ACC era have posted a better field goal percentage yield against the conference (43.2 pct. last year). Tech allowed ACC teams 42.5 percent last season, which became the third-best figure.

## Eight Tech Alumni on NBA Rosters

Eight former Georgia Tech basketball stars were on NBA team rosters when the season opened, more than any team in the Atlantic Coast Conference except Duke (15) and North Carolina (14).

The newcomer in the Tech group is Glen Rice, Jr., who starred last season in the NBA's developmental league, was selected by Philadelphia in the second round of the NBA draft in June and traded to Washington, where he opened the season.

Two players began the season with new teams. Jarrett Jack, a 10-year NBA veteran who helped lead Golden State to the NBA playoffs a year ago, signed with Cleveland in the off-season. Anthony Morrow began his eighth season in the league as a member of the re-named New Orleans Pelicans.

Chris Bosh, who spent the first seven years of his NBA career in Toronto, began his fourth season in Miami looking for his third NBA title with the Heat. Thaddeus Young is in his seventh season as one of the leaders of the Philadelphia 76ers, while Will Bynum, a member of Tech's 2004 Final Four

team, is in his sixth year in Detroit.

Iman Shumpert is being looked upon to fill a leadership role in his third season with the New York Knicks after his career was interrupted by a knee injury a year ago, and Derrick Favors recently agreed to a new contract with Utah, where he is emerging as a star in his sixth NBA season.

## Welcome to The Hank

Georgia Tech played the 2012-13 season in a building that was, for all intents and purposes, brand new. The only physical elements of McCamish Pavilion that remain from the venerable Alexander Memorial Coliseum are the roof, which has been re-covered, and the 32 steel ribs that support it.

The capacity of McCamish Pavilion is 8,600, including 1,665 seats in the new balcony level and 6,935 seats in the lower seating bowl. There are no suites, but there is a premium club area that seats 500. Alexander Memorial Coliseum seated 9,191 spectators in its final configuration.

The most striking features of McCamish Pavilion are its grand entrance, which fronts 10th and Fowler Streets, the ability for patrons to view the court from the main concourse nearly all the way around, and the theatrical lighting system, which bathes the court in bright light while leaving the seating areas dark, modeled after the Staples Center in Los Angeles and Madison Square Garden in New York.

Tech played 55 seasons in Alexander Memorial Coliseum, compiling a record of 556-194 (.741). Miami was the last team to play Tech in Alexander Memorial Coliseum, a game Tech won, and was the first ACC team to play in McCamish Pavilion on Jan. 5, which Miami won. For the 2011-12 season, Tech played its home games at Philips Arena and the Arena at Gwinnett.

## They Said it...

• "GT post Robert Carter is quietly becoming a double double machine. He has excellent hands and feel. Great player to build around." - Dec. 17 tweet from ESPN analyst and former college coach Seth Greenberg

• "I remember what Carter, Jr. looked like last year in Champaign and you can tell he's really worked on his body. He looks great. Miller is older, a red-shirt guy, good size. I really have a lot of respect for Kammeon Holsey. I love the motor he plays with. I enjoy watching him on film because I think he plays hard all the time. It looks like he'd be fun to coach. They have great size and experience and weight and girth down there." - Illinois head coach John Groce

• "The thing is he does that sometimes so effortlessly that you don't realize how hard he is playing. As a coach, you always want more from guys, you do, but he just got 15 and 15. Do you know how hard that is to do in a game? That's hard - in only 30 minutes. He had a rebound every two minutes. That's off the charts." - Head coach Brian Gregory on Robert Carter's performance against Kennesaw State

• "I thought the place (McCamish Pavilion) at the end there was electric. This place can be a heck of a place for a game. We've got to do our part, but when it gets going, it's pretty fun to be in.

# TECH NOTEBOOK

## LAST MEETING

### Georgia Tech 63, Vanderbilt 51

Dec. 6, 2008 • Nashville, Tenn.

Freshman Iman Shumpert scored a career-high 18 points and Alade Aminu added 16 points, 12 in the second half and Georgia Tech went on to a 63-51 win over Vanderbilt on Saturday.

Georgia Tech (5-1), after winning its first four games, lost 85-83 to Penn State in the ACC-Big Ten Challenge on Wednesday night.

Gani Lawal, who had a career-high 34 points in the loss to Penn State, scored only eight on Saturday to go along with 12 rebounds. He had only three points at the half on 1-of-3 shooting and made only 1-of-5 free throws but had seven rebounds.

Vanderbilt (5-3), which was coming off a 74-55 loss to Illinois-Chicago on Wednesday night, was led by A.J. Ogilvy with 15 points. Jeffery Taylor added 11.

#### GEORGIA TECH (5-1)

Player	FG-A	3P-A	FT-A	Reb	PF	Pts	A	TO	Bk	S	MIN
Tchiengang, Steve	0-3	0-1	4-6	1	4	4	1	2	0	1	19
Taylor, Jeffery	5-7	0-1	1-2	7	4	11	1	4	2	1	35
Ogilvy, A.J.	5-11	0-1	5-8	7	2	15	1	7	3	0	30
Beal, Jermaine	1-8	0-4	3-4	5	4	5	3	1	0	3	35
Tinsley, Brad	2-10	2-8	2-2	3	0	8	3	1	0	1	36
Hinkle, Charles	0-0	0-0	0-0	0	1	0	0	0	0	0	0+
Ezeli, Festus	1-3	0-0	1-4	6	2	3	0	1	3	0	17
McClellan, Darshawn	0-3	0-0	0-0	1	2	0	1	1	0	0	14
Drake, George	2-5	0-1	1-1	0	4	5	0	0	0	1	14
Duffy, Joe	0-0	0-0	0-0	0	0	0	0	0	0	0	0+
<b>Totals</b>	<b>16-50</b>	<b>2-16</b>	<b>17-27</b>	<b>33</b>	<b>23</b>	<b>51</b>	<b>10</b>	<b>17</b>	<b>8</b>	<b>7</b>	<b>200</b>
FG%	1st Half: 8-27 29.6%		2nd Half: 8-23 34.8%		Game: 32.0%						
3FG%	1st Half: 2-8 25.0%		2nd Half: 0-8 0.0%		Game: 12.5%						
FT%	1st Half: 7-11 63.6%		2nd Half: 10-16 62.5%		Game: 63.0%						

#### VANDERBILT (5-3)

Player	FG-A	3P-A	FT-A	Reb	PF	Pts	A	TO	Bk	S	MIN
Lawal, Gani	3-10	0-0	2-7	12	4	8	1	5	1	0	27
Peacock, Zachery	4-11	0-2	2-2	8	2	10	1	3	1	2	31
Aminu, Alade	8-13	0-0	0-1	11	3	16	4	2	4	4	34
Shumpert, Iman	3-10	1-3	11-14	3	1	18	6	2	0	0	36
Miller, Maurice	2-10	0-0	4-4	5	0	8	3	0	0	1	33
Foreman, Nick	1-5	0-1	1-3	5	2	3	0	0	0	2	22
Storrs, Lance	0-0	0-0	0-0	1	2	0	0	1	0	1	8
Sheehan, Brad	0-3	0-0	0-0	0	3	0	0	1	1	0	9
<b>Totals</b>	<b>21-62</b>	<b>1-6</b>	<b>20-31</b>	<b>48</b>	<b>17</b>	<b>63</b>	<b>15</b>	<b>15</b>	<b>7</b>	<b>10</b>	<b>200</b>
FG%	1st Half: 9-30 30.0%		2nd Half: 12-32 37.5%		Game: 33.9%						
3FG%	1st Half: 1-4 25.0%		2nd Half: 0-2 0.0%		Game: 16.7%						
FT%	1st Half: 9-15 60.0%		2nd Half: 11-16 68.8%		Game: 64.5%						

#### Score by Periods

	1st	2nd	Total
Vanderbilt	25	26	51
Georgia Tech	28	35	63

Officials: Mike Eades, Roger Ayers, Gary Maxwell

Attendance: 7219

Points in the paint-VU 28,GT 34. Points off turnovers-VU 12,GT 13.

2nd chance points-VU 13,GT 18. Fast break points-VU 2,GT 10.

Bench points-VU 8,GT 3. Score tied-7 times. Lead changed-6 times.

Largest lead-VU by 6 1st-16:27, GT by 14 2nd-00:31.

I appreciate the fans." - *Tech coach Brian Gregory on McCamish Pavilion at the Illinois game*

• "If there's a better post defender in the ACC, we'd like to see him. Miller regularly neutralizes the opponent's best interior scorer and has given Brian Gregory stability in the pivot as he attempts to rebuild the Yellow Jackets program," - *Jon Rothstein of CBSSports.com*

• "I've had freshman before where I had to tour campus to find somebody that they could guard. Travis has been well coached. Quinton has been well coached as well. They both played in high school/prep school programs that were coached by college-type coaches. Same thing ... both those guys were coached in summer ball by former college coaches. That's helped them."

- *Head coach Brian Gregory on the readiness of freshmen Travis Jorgenson and Quinton Stephens*

• "I wouldn't be honest if I didn't say I want our seniors to go out with some post-season experience." - *Head coach Brian Gregory on goals for this season*

• "I think their size inside is a difficult match-up problem for a lot of people, and I think their younger players on the perimeter, Bolden and Marcus Georges-Hunt are good players." - *Clemson head coach Brad Brownell after last season's Tiger win in Atlanta*

• "That's something Tech's guys do very well - they normally get inside position and can score. They're very big, they're very physical, but so are we and so are all the ACC teams. This is a league that prides itself on being very big." - *Miami coach Jim Larranaga*

• "Their size is impressive, they stayed really patient, they really make you guard them inside. They're looking for inside presence. They're constantly looking for their post guys, they're taking advantage of you helping, and when you help inside, they had some looks. But inside they battle you and they test you. Because they're big and strong inside - they kind of know their identity." - *Rice coach Ben Braun*

## Tech's NCAA Tournament History

Georgia Tech played in the NCAA Tournament five times in 11 seasons under head coach Paul Hewitt and has played in the event 16 times in its history. Fifteen of those appearances have occurred from 1985 to the present.

Tech has a record of 23-16 in NCAA Tournament play, highlighted by its 2004 trip to the NCAA title game as well as a Final Four berth in 1990. The Yellow Jackets have reached the NCAA Sweet 16 seven times (1960, 1985, 1986, 1990, 1992, 1996, 2004).

The 2004 and 2005 appearances were the Yellow Jackets' first back-to-back appearances since Bobby Cremins led the Institute to the Big Dance nine straight years from 1985-93.

Georgia Tech has won at least one game in 11 of its 16 NCAA Tournament appearances.

## Tech's ACC Tournament History

Georgia Tech has played in 34 ACC Tournaments, and has a 24-31 all-time record in the event. The Yellow Jackets have won three championships, in 1985 (Atlanta), 1990 (Charlotte) and 1993 (Charlotte).

Tech has been a runner-up four times (1986, 1996, 2005, 2010). The 1986, 1996 and 2010 runs to the finals occurred in Greensboro.

Tech is 6-4 in ACC Tournament games played in Atlanta, going 4-2 in three tournaments at the Omni, including the 1985 title, and 2-2 in two tournaments at the Georgia Dome.

Tech was 0-2 in the ACC Tournament under coach Dwane Morrison, 15-16 under Bobby Cremins (including all three titles) and 9-11 under Paul Hewitt (runner-up in 2005 and 2010).

The Jackets are 3-5 when opening the tournament on Thursday.

# PLAYER UPDATES

## 11 • Chris Bolden • G • 6-3 • So.

- Aggressive scoring guard who gave Tech an offensive boost once ACC play began last season and developed into a better all-around player.
- Saw his first action against Dayton (3 pts, 1 assist in 19 minutes off the bench) after a three-game suspension at the start of the season, and started six of Tech's last seven games.
- Struggled to get in the flow offensively, averaging 4.6 points while hitting 21.5 percent of his field goal tries (6-for-27 on 3s).
- Started 15 of the last 16 games his freshman year (except Senior Night on March 3) and reached double digits in six ... Made his first career start at Duke on Jan. 17 and scored 20 points (7-of-13 FG, 4-of-8 on threes).
- Had two of the three highest scoring games by Tech players last season, including a 21-point effort at Miami, his career high ... At Miami, he made a game-tying three and a layup which gave Tech its first lead with 3:38 left.
- Third on the team in scoring (9.5 ppg) vs. the ACC, and hit 36.5 percent of his threes, 38.5 percent overall, with 25 assists and a team-high 19 steals.
- Averaged 27.5 minutes per game in ACC games after averaging 18.6 per game in non-conference play ... Averaged 2.5 rebounds per game vs. the ACC after taking just 1.5 in the pre-conference schedule.
- Led the team in threes attempted (35-for-115).

### Career Highs

Points: 21, at Miami -- 03-06-13

Rebounds: 5, Virginia -- 2/3/13 ; Florida State -- 2/5/13

Assists: 4, Virginia Tech -- 1/12/13 ; at Virginia Tech -- 2/9/13

Steals: 4, Wake Forest -- 1/26/13 ; at Wake Forest -- 2/16/13

Blocks: 1, 5 times

FG made: 8, at Miami -- 03-06-13

FG attempts: 18, at Miami -- 03-06-13

3FG made: 4, at Miami -- 03-06-13 ; at Duke -- 1/17/13

3FG attempts: 8, at Miami -- 03-06-13 ; at Duke -- 1/17/13

FT made: 5, Virginia -- 2/3/13

FT attempts: 7, Virginia -- 2/3/13

Minutes: 37, Virginia -- 2/3/13

## 4 • Robert Carter, Jr. • F • 6-8 • So.

- Earned a spot in Tech's starting lineup for last year's season-opener and has kept it.
- Has been strong on the glass this season, averaging 9.8 rebounds per game (1st in the ACC, top 50 in the NCAA).
- Posted four double-doubles already this season, making eight for his career, including a 15-point, 15-rebound effort against Kennesaw State in Tech's last game.
- Also Presbyterian (13 pts, 10 rebs), Mississippi Valley State (13 pts, 15 reb) and Mississippi (11 pts, 13 reb) ... Also pulled 13 rebounds against North Carolina A&T.
- Averaging 11.0 points (3rd for Tech) and hitting 51.1 pct. of his field goals, boosted by a career-high 21 points against Illinois (6-of-10 FG) in which he canned two 3s in a 12-0 Tech run late in the game.
- Has team-high 12 steals and blocked 15 shots (2nd to Miller).
- Has 10 double-digit rebound games in his career, including season highs of 12 vs. North Carolina (Jan. 23) and Chattanooga last season.
- Scored in double digits seven times this season -- each of the last three games (15.9 ppg) -- and 21 times in his career.
- Tech's second-leading scorer last season at 9.9 ppg (14 double-digit scoring games, seven in ACC games) and led the team in rebounds (6.7 per game, 12th in the ACC), two ahead of Miller.
- In ACC games: 9.9 ppg (team-high) and 6.5 rpg (2nd on the team), 44.6 pct. FG, 34.1 pct. on 3s.
- Received an invitation to compete in the trials for the USA Basketball Under-19 team during the summer of 2013.

## Career Highs

Points: 21, Illinois -- 12/3/13

Rebounds: 15, Miss. Valley State -- 11/26/13 ; Kennesaw State -- 12/16/13

Assists: 4, Miss. Valley State -- 11/26/13

Steals: 3, North Carolina A&T -- 11/24/13 ; Presbyterian -- 11/8/13 ; The Citadel -- 12/22/12

Blocks: 5, Delaware State -- 11/11/13

FG made: 9, Wake Forest -- 1/26/13

FG attempts: 12, Virginia Tech -- 1/12/13 ; Fordham -- 12/29/12 ; UNC Wilmington -- 12/8/12

3FG made: 2, 4 times

3FG attempts: 4, 4 times

FT made: 7, Illinois -- 12/3/13

FT attempts: 8, Virginia Tech -- 1/12/13 ; Illinois -- 12/3/13

Minutes: 33, Virginia Tech -- 1/12/13

## 32 • Brooks Doyle • G • 6-4 • So.

- Non-scholarship player who enrolled at Tech in the summer of 2012 and began working out with the team.
- Has played in 11 games in his career, four this season ... Hit his first collegiate three and scored four points against Alabama State in five minutes on the floor last December.
- Scored two points in three minutes against Presbyterian to open this season ... Career high six minutes against MVSU (3 pts).

### Career Highs

Points: 4, Alabama State -- 12/17/12

Rebounds: 2, Presbyterian -- 11/8/13

Assists: 2, East Tennessee State -- 12/7/13

FG made: 1, Miss. Valley State -- 11/26/13 ; Presbyterian -- 11/8/13 ; Alabama State -- 12/17/12

FG attempts: 2, East Tennessee State -- 12/7/13

3FG made: 1, Miss. Valley State -- 11/26/13 ; Alabama State -- 12/17/12

3FG attempts: 1, 4 times

FT made: 1, Tulane -- 11/9/12 ; Alabama State -- 12/17/12

FT attempts: 2, Tulane -- 11/9/12 ; Alabama State -- 12/17/12

Minutes: 6, East Tennessee State -- 12/7/13 ; Mississippi Valley State -- 11/26/13

## 3 • Marcus Georges-Hunt • F • 6-5 • So.

- Tech's leading scorer (12.7 ppg) and No. 4 rebounder (4.8 rpg) ... Scored 20 points against Illinois, including seven during a closing 19-4 run for the Jackets to win the game, and had a complete game with three assists, two 3s, 4-4 FT and just one turnover.
- Followed that with 18 points against ETSU and is 19-for-38 from the floor (4-for-10 on 3s) with 11 assists and one turnover in his last three games (16.0 ppg) ... Scored just 10 against Kennesaw State, but five of them came in the final two minutes as Tech pulled away from the Owls.
- Hitting 48.6 percent of his field goal tries and 75.7 percent of his free throws.
- Scored in double digits in Tech's first five games and nine times overall, the same sort of consistency he showed last season in becoming the sixth Tech freshman to lead the Jackets in scoring.
- Led Tech with 17 points (7-14 FG) and grabbed nine rebounds against Presbyterian ... Went 7-for-8 at the line and scored 11 at Georgia ... 6-for-10 FG for 16 points and three assists vs. Dayton ... 6-for-11 FG for 16 points with seven rebounds against NC A&T.
- Led Tech in scoring at 10.8 ppg last season, fourth-best among freshmen in the ACC (9.7 ppg in ACC games).
- Became the sixth Tech freshman to lead the team in scoring, and first since Javaris Crittenton and Thaddeus Young tied for the team lead in 2006-07.
- Finished the season with a career-high 21 points (8-for-20 FG, also season highs) against Boston College in the ACC Tournament.
- Reached double figures in scoring in 27 of 42 games in his career (nine in ACC games).
- Has the lowest turnover rate on the team (16 in 316 minutes) and averages more than two assists per game ... Had just 35 turnovers last season (one every 25.6 minutes) and was third on the team with 46 assists ... Committed zero turnovers in 11 games.
- Received an invitation to compete in the trials for the USA Basketball Under-19 team during the summer of 2013.

# PLAYER UPDATES

## Georges-Hunt Career Highs

Points: 21, vs Boston College -- 3/14/13  
Rebounds: 11, vs Boston College -- 3/14/13  
Assists: 6, at Miami -- 3/6/13  
Steals: 2, 9 times  
Blocks: 1, 7 times  
FG made: 8, East Tennessee State -- 12/7/13 ; vs Boston College -- 3/14/13  
FG attempts: 20, vs Boston College -- 3/14/13  
3FG made: 4, The Citadel -- 12/22/12  
3FG attempts: 6, Georgia -- 12/4/12 ; vs Boston College -- 3/14/13  
FT made: 7, at Georgia -- 11/15/13  
FT attempts: 8, at Georgia -- 11/15/13 ; Georgia -- 12/4/12  
Minutes: 35, Duke -- 1/17/13

## 23 • Trae Golden • G • 6-2 • Sr.

- Tech's leading scorer through the first eight games, now a close second at 12.6 ppg ... Also leads the team in assists (3.8 per game) and is hitting 77.1 percent of his free throws (2nd on the team).
- Averaged 9.5 points and 4.5 assists in two games at the Barclays Classic, playing a team-high 33 minutes in each game.
- Leads team in minutes (29.2 per game), and has been to the free throw line a team-high 70 times in 11 games.
- Scored game-high 20 points, 13 in the second half, with seven assists to help Tech rally past North Carolina A&T ... Scored 18 points (8-of-10 FT) to key Tech's win at Georgia, and led Tech with 16 to help the Jackets hold off Delaware State ... Had 15 with four assists to help Tech hold off Kennesaw State.
- Has scored in double digits in all but two games so far, and surpassed the 1,000-point mark for his career against NC A&T (now has 1,070).
- Two-year starter at Tennessee from the greater Atlanta area who quickly earned the respect of his Tech teammates and has given the Yellow Jackets experience and scoring punch from the backcourt.
- Played in 96 games, starting 58, during the last three seasons for the Volunteers ... Decided to transfer to Georgia Tech for his final year of eligibility for family reasons.
- At Tennessee, compiled career averages of 9.7 points, 3.6 assists and 2.4 rebounds, shooting 39.7 percent from the floor, 32.7 percent from three-point range and 80.5 percent from the free throw line.
- Assigned No. 23 at Tech, wore No. 11 at Tennessee.
- Appeared in 31 games with 24 starts in 2012-13 ... Finished the season as Tennessee's team leader in assists (3.9 apg, third in the SEC) and free throws made (126) while ranking third in scoring (12.1 ppg) and minutes played (30.3 mpg).
- Led the Vols in assists 20 times and scoring nine times ... Scored in double-figures 19 times and had six games with at least 20 points.

## Tech Career Highs

Points: 20, North Carolina A&T -- 11/24/13  
Rebounds: 6, vs Ole Miss -- 11/29/13  
Assists: 7, North Carolina A&T -- 11/24/13  
Steals: 1, Delaware State -- 11/11/13 ; North Carolina A&T -- 11/24/13 ; Miss. Valley State -- 11/26/13  
FG made: 7, Delaware State -- 11/11/13  
FG attempts: 12, vs Ole Miss -- 11/29/13  
3FG made: 2, at Georgia -- 11/15/13 ; East Tennessee State -- 12/7/13 3FG attempts: 5, at Georgia -- 11/15/13  
FT made: 11, North Carolina A&T -- 11/24/13  
FT attempts: 12, North Carolina A&T -- 11/24/13  
Minutes: 38, North Carolina A&T -- 11/24/13

## Tennessee Career Highs

Points: 32, at Texas A&M -- 2/23/13  
Rebounds: 8, at Georgetown -- 11/30/12  
Assists: 11, Louisiana-Monroe -- 11/16/11  
Steals: 3, vs. Memphis -- 11/22/11 ; at College of Charleston -- 12/14/11 ; Connecticut -- 1/21/12  
Blocks: 1 vs. three teams  
FG made: 11, Chattanooga -- 1/2/12  
FG attempts: 20, at Texas A&M -- 2/23/13  
3FG made: 5, UNC Greensboro -- 11/11/11  
3FG attempts: 9, Mercer -- 3/20/13 ; UNC Greensboro -- 11/11/11 ; Chattanooga -- 1/2/12 ; Mississippi -- 3/9/12  
FT made: 13, Wichita State -- 12/13/12  
FT attempts: 16, Wichita State -- 12/13/12  
Minutes: 42, vs. Memphis -- 11/22/11

## 41 • Colin Gurry • G • 6-1 • So.

- Second year in the program as a non-scholarship player ... Did not dress for any games last year, but traveled to road games late in the season ... Made his first collegiate appearance vs. Presbyterian and has played in three games.
- Works with the Yellow Jackets' "Iron Five" scout team throughout the season.
- Named to the ACC Academic Honor Roll in 2013.
- Lettered four years in basketball at Canton High School ... Played wing positions and power forward on his team ... Named team MVP and served as team captain as a senior.

## Career Highs

Steals: 1, East Tennessee State -- 12/7/13  
Minutes: 3, East Tennessee State -- 12/7/13

## 30 • Corey Heyward • G • 6-0 • r-Fr.

- Sat out the 2012-13 season after tearing the anterior cruciate ligament in his left knee in late June of 2012, had surgery in July ... Re-injured the knee in the fall and underwent a second surgery on Dec. 13 of last year.
- Began doing limited work during the summer and was cleared to resume full activity at the start of pre-season practice Sept. 27, and has played in nine games (DNP vs. Dayton) ... Getting more time since Travis Jorgenson went down with a knee injury Nov. 20, including a season-high 10 minutes against Kennesaw State (D16).
- Scored his first collegiate field goal against Mississippi Valley State (N26) ... Has nine assists and seven steals in his limited time ... Made his first career start against East Tennessee State (D7).

## Career Highs

Points: 2, Delaware State -- 11/11/13 ; Miss. Valley State -- 11/26/13 ; Kennesaw State -- 12/16/13  
Rebounds: 2, East Tennessee State -- 12/7/13  
Assists: 3, East Tennessee State -- 12/7/13  
Steals: 2, at Georgia -- 11/15/13  
Blocks: 1, East Tennessee State -- 12/7/13  
FG made: 1, Miss. Valley State -- 11/26/13 ; Kennesaw State -- 12/16/13  
FG attempts: 3, Miss. Valley State -- 11/26/13  
3FG attempts: 2, Miss. Valley State -- 11/26/13  
FT made: 2, Delaware State -- 11/11/13  
FT attempts: 2, Delaware State -- 11/11/13 ; Miss. Valley State -- 11/26/13 ; vs St. John's -- 11/30/13  
Minutes: 10, Kennesaw State -- 12/16/13

# PLAYER UPDATES

## 24 • Kammeon Holsey • F • 6-8 ½ • r-Sr.

- One of the ACC's top sixth men, averages 7.4 ppg and 5.8 rpg off the bench.
- Has hit 50.9 percent from the floor (16-for-36 last five games) and a team-high 79.3 percent from the foul line.
- Three double-digit scoring games this year, all in a row against Georgia, Dayton and N.C. A&T ... Grabbed career-high 12 rebounds at Georgia and notched his second career double-double (10 pts) in the Tech victory.
- Has given Tech good energy off the bench with his aggressiveness in the post as a junior and now a senior after starting all 31 as Tech's 4-man as a sophomore.
- Averaged 8.8 ppg (third on the team) in just 19.3 minutes per game last year, and was the third-leading rebounder at 4.7 per game ... Hit 55.8 pct. of his shots from the floor (tops on the team).
- Has made a dramatic improvement at the free throw line ... Converted 61.4 percent of his free throws last season, which itself was a major improvement over his first two years (48.4 pct. as a freshman, 52.7 pct. as a sophomore).
- Surpassed 700 career points (now has 741) and 400 career rebounds (now has 437) against Dayton.
- Scored in double figures 32 times for his career (15 times last year), and his only other career double-double came against Maryland as a sophomore (16 pts/10 rebounds).
- Missed one game in his career (due to illness as a freshman).

### Holsey Career Highs

Points: 21, Delaware State -- 11/14/11

Rebounds: 12, at Georgia -- 11/15/13

Assists: 4, Wake Forest -- 1/26/13

Steals: 4, Albany -- 11/17/10

Blocks: 2, 5 times

FG made: 9, Delaware State -- 11/14/11

FG attempts: 13, at North Carolina -- 1/23/13

FT made: 7, NC State -- 2/9/12

FT attempts: 9, North Carolina A&T -- 11/24/13

Minutes: 32, Boston College -- 1/8/11

## 10 • Travis Jorgenson • G • 6-0 • Fr.

- Promising freshman season came to a halt when he injured his knee in the second half against Dayton, the season's fourth game ... MRI on Nov. 21 revealed a torn ACL in his right knee, will miss the remainder of the season.
- Averaged 4.3 points and 2.5 assists in 19.5 minutes per game.
- Coaches like his tremendous basketball IQ and the unique ability to create scoring opportunities for himself and others.
- Helped New Hampton to a 17-12 record in 2012-13, averaging a team-high 13.2 points and 5.0 assists per game while also averaging 4.1 rebounds and shooting 32 percent on three-point field goals.
- 3-star prospect by Scout.com, was ranked No. 138 among all 2013 prep seniors.
- Earned all-state honors from both coaches and media his sophomore and junior seasons at Rock Bridge HS in hometown of Columbia, Mo. ... Helped the school to a three-year record of 71-18 and two top-8 state playoff finishes.

### Jorgenson's Career Highs

Points: 8, Presbyterian -- 11/8/13

Rebounds: 4, Presbyterian -- 11/8/13

Assists: 5, Presbyterian -- 11/8/13

Steals: 4, Presbyterian -- 11/8/13

FG made: 2, at Georgia -- 11/15/13 ; Presbyterian -- 11/8/13

FG attempts: 6, Presbyterian -- 11/8/13

3FG made: 2, Presbyterian -- 11/8/13

3FG attempts: 3, Presbyterian -- 11/8/13

FT made: 3, at Georgia -- 11/15/13

FT attempts: 4, at Georgia -- 11/15/13

Minutes: 24, Presbyterian -- 11/8/13

## 5 • Daniel Miller • C • 6-11 ½ • r-Sr.

- Current averages of 10.1 ppg and 7.9 rpg (3rd in the ACC) are career highs, as is his 63.4 pct. clip from the floor ... Fourth in the ACC with 1.82 blocked shots per game.
- Scored a career-high 20 points (7-9 FG, 6-6 FT) in Tech's loss to Dayton, and had a standout effort against Kennesaw State (16 pts, 6-9 FG, 4-5 FT, 8 rebs, 2 assists, 3 blocks, 3 steals) ... Reached double-figure points in five games.
- Had nine points in Tech's win over Illinois, including the bucket that put Tech ahead to stay with 24 seconds left, his first-ever game-winning basket
- Posted his fourth career double-double at Georgia with 14 points and 13 rebounds while going 6-for-9 from the FT line.
- Scored 10 points and had four rebounds in just 20 minutes against North Carolina A&T, a game in which he fouled out for only the second time in his career.
- Named to the ACC's All-Defensive team last season.
- Doesn't need to score to have an impact on the game ... Had the team's second-leading assist total (67) last season and led the ACC in blocked shots (2.1 pg) ... Had just 47 turnovers and rarely got into foul trouble.
- Has 12 double-digit rebound games and 34 double-digit scoring games for his career.
- Surpassed 700 career points against Dayton (now has 759) ... Surpassed 600 career rebounds against MVSU (has 650) and has reached 18th place on Tech's career chart ... He is third among active ACC players in career rebounds.
- Ranks third at Tech in career blocks (226) and is the ACC's active career leader.
- Has not missed a game in his Tech career, starting 104 straight, longest streak on the team ... Only Tech player to start every game the last three-plus years ... Only Wake Forest's Travis McKie has more career starts among active ACC players.

### Career Highs

Points: 20, Dayton -- 11/20/13

Rebounds: 15, Delaware State -- 11/14/11

Assists: 6, Tulane -- 11/9/12 ; Delaware State -- 11/14/11

Steals: 4, Duke -- 1/7/12

Blocks: 7, Charleston Southern -- 11/12/10

FG made: 8, at Miami -- 03-06-13 ; at Clemson -- 1/29/13

FG attempts: 14, at Boston College -- 2/29/12

3FG attempts: 1, Virginia Tech -- 1/12/13

FT made: 12, Maryland -- 2/27/13

FT attempts: 12, Maryland -- 2/27/13

Minutes: 45 (2ot), Charlotte -- 1/2/11 ; 36 (regulation), Duke -- 1/17/13

## 14 • Jason Morris • G/F • 6-5 ½ • Sr.

- Potentially explosive scorer when at his best, had surgery Oct. 14 to repair a stress fracture in his left foot, his third injury to the foot in the last three years.
- Played for the first time this season against Kennesaw State (D16), getting in for four minutes with one shot and two fouls.
- Missed 10 games with plantar fasciitis in his left foot last year.
- Played 39 total minutes in five games after his return, double digits in two ... Scored five points with four rebounds against NC State.
- Reached double digits once, averaging 3.9 ppg while hitting 34.8 pct. from the floor ... Went 13-for-31 from three-point range.
- Has 17 double-digit games in his career, including a career-best of 22 against Wake Forest late in his sophomore year ... Career marks of 34.6 percent from three-point range and 70.9 percent from the free throw line.
- Needs 10 points to reach 500 for his career.

### Career Highs

Points: 22, Wake Forest -- 3/3/12

Rebounds: 9, vs Rice -- 11/22/12

Assists: 4, at Virginia Tech -- 2/18/12

Steals: 4, at Wake Forest -- 3/3/11

Blocks: 3, Alabama A&M -- 12/19/11 ; at Tulane -- 12/3/11

FG made: 8, Wake Forest -- 3/3/12

FG attempts: 16, Wake Forest -- 3/3/12

3FG made: 5, Wake Forest -- 3/3/12

3FG attempts: 7, at Fordham -- 12/29/11 ; Wake Forest -- 3/3/12

FT made: 7, Northwestern -- 11/29/11

FT attempts: 7, Northwestern -- 11/29/11 ; Mercer -- 12/31/10

Minutes: 33, Delaware State -- 11/14/11 ; Duke -- 1/7/12 ; at Virginia Tech -- 2/18/12

# PLAYER UPDATES

## 31 • Aaron Peek • G/F • 6-4 • Jr.

- Non-scholarship forward who joined the team after a tryout prior to the beginning of practice in October, 2011.
- Played in 11 games in his career, including three this season ... Played a career-high four minutes against Alabama State ... Did not score.

### Career Highs

---

Points: 2, East Tennessee State -- 12/7/13
Rebounds: 2, East Tennessee State -- 12/7/13
Steals: 1, Fordham -- 12/29/12
Blocks: 1, Wake Forest -- 1/26/13; Fordham -- 12/29/12
FG made: 1, East Tennessee State -- 12/7/13
FG attempts: 2, East Tennessee State -- 12/7/13
3FG attempts: 1, Presbyterian -- 11/8/13; Siena -- 11/23/11
Minutes: 4, Alabama State -- 12/17/12

---

## 2 • Solomon Poole • G • 6-0 • So.

- Highly-rated guard from Jacksonville, Fla., who signed a letter-of-intent with Georgia Tech in November of 2012 and moved into the backup point guard role midway early in the ACC schedule.
- Started five games, and has averaged 6.6 points and compiled a 27/20 assist/turnover ratio.
- Has averaged a team-high 43 3s and has the best success rate (37.2 pct.) ... Hit at least one in six straight games before misfiring on his only attempt against Kennesaw State (13-of-28, 46.4 pct. in that stretch).
- Scored a career-high 24 points (9-16 FG, 5-9 3s) against Mississippi at the Barclays Center Classic, which is his only game in double digits as a Yellow Jacket.
- Hit a pair of threes and scored eight points against Presbyterian ... Followed that with a career-high eight assists and just one turnover against Delaware State ... Five points, two assists and one turnover at Georgia ... Hit a pair of threes against North Carolina A&T.
- Underwent surgery on his right shoulder following last season to repair a torn labrum, was back on the court for summer drills.
- Made his collegiate debut last December against Alabama State, and played in 21 games (all 18 ACC games) after becoming eligible, scoring at least two points in 13 games while totaling 21 assists ... Averaged 9.5 minutes in ACC games, but struggled shooting the ball (28.9 pct. overall).

### Career Highs

---

Points: 24, vs Ole Miss -- 11/29/13
Rebounds: 3, at Duke -- 1/17/13; Delaware State -- 11/11/13; Miss. Valley State -- 11/26/13
Assists: 8, Delaware State -- 11/11/13
Steals: 2, at Duke -- 1/17/13
Blocks: 1, Dayton -- 11/20/13
FG made: 9, vs Ole Miss -- 11/29/13
FG attempts: 16, vs Ole Miss -- 11/29/13
3FG made: 5, vs Ole Miss -- 11/29/13
3FG attempts: 9, vs Ole Miss -- 11/29/13
FT made: 2, Delaware State -- 11/11/13; Alabama State -- 12/17/12
FT attempts: 3, vs Ole Miss -- 11/29/13
Minutes: 30, Delaware State -- 11/11/13

---

## 1 • Stacey Poole, Jr. • G/F • 6-4 ½ • Jr.

- Transfer from Kentucky who enrolled at Georgia Tech for the spring semester of 2011 and became eligible to play for Tech last Dec. 15.
- Given Tech good energy and toughness on defense off the bench, and has been effective with those assets ... Has averaged 4.3 points and hit 42.9 percent of his shots from the floor, eight assists and seven turnovers.
- Scored career-high 11 points against East Tennessee State, including 3-for-4 on 3s ... Did not score against Illinois, but took two big charges on defense.
- Came off the bench to spark an 8-0 run to end the first half against Presbyterian, scored six points with two assists ... Scored six points against Delaware State in nine minutes ... Five points in 11 minutes at Georgia.
- Played in 13 ACC games last season, averaging 6.2 minutes.
- Best ACC games were Jan. 12 against Virginia Tech (five points and three boards with an assist in 16 minutes) and Jan. 26 against Wake Forest (six points, 3-6 FG in 14 minutes).

### Tech Career Highs

---

Points: 11, East Tennessee State -- 12/7/13
Rebounds: 5, The Citadel -- 12/22/12; Fordham -- 12/29/12
Assists: 2, Miami -- 1/5/13; Presbyterian -- 11/8/13
Steals: 1, 7 times
Blocks: 1, Wake Forest -- 1/26/13; East Tennessee State -- 12/7/13
FG made: 3, Wake Forest -- 1/26/13; Presbyterian -- 11/8/13; East Tennessee State -- 12/7/13
FG attempts: 9, The Citadel -- 12/22/12; East Tennessee State -- 12/7/13
3FG made: 3, East Tennessee State -- 12/7/13
3FG attempts: 4, East Tennessee State -- 12/7/13
FT made: 3, 4 times
FT attempts: 6, Fordham -- 12/29/12
Minutes: 21, The Citadel -- 12/22/12

---

### Kentucky Career Highs

---

Points: 3, Notre Dame -- 12/8/10
Rebounds: 2, Winthrop -- 12/22/10; Coppin State -- 12/28/10
Assists: 1, Boston University -- 11/30/10
FG made: 1, Notre Dame -- 12/8/10
FG attempts: 3, Indiana -- 12/11/10
3FG made: 1, Notre Dame -- 12/8/10
3FG attempts: 1, four times
FT made: 1, Coppin State -- 12/28/10
FT attempts: 2, Coppin State -- 12/28/10
Minutes: 8, Washington -- 11/23/10

---

## 42 • Rand Rowland • G • 6-6 • Fr.

- First year in the program as a non-scholarship player, joining the team in the summer of 2013.
- Excellent athlete who works with Tech's big men in practice.
- Versatile athlete who played basketball, golf and tennis and ran cross country at White County High School.
- Played three seasons of basketball for coach Sam Borg, earning second-team all-region honors in 2013.
- Helped carry the golf team to the region 8AAA championship in 2013.

## 13 • Robert Sampson • F • 6-8 • Sr.

- Transfer from East Carolina who started 51 games the last two years ... Will sit out the 2013-14 season and have one year of eligibility to play in 2014-15
- Played in 96 games for the Pirates over the last three seasons.
- Started all 33 games in which he played in 2012-13, averaging a career-best 9.1 points and 9.2 rebounds per game ... Posted 16 double-digit scoring games
- Led the team in rebounds, ranking 36th nationally, and blocks per game (1.8) while hitting 49 percent of his shots from the floor.
- Earned all-tournament honors in helping East Carolina win the 2013 Collegians.com Tournament, the Pirates' first-ever post-season championship ... Helped ECU tie a school record for victories with a 23-12 overall record and finish fourth in the Conference USA standings at 9-7.
- Younger of two sons of Naismith Hall of Famer Ralph Sampson who have played college basketball ... Older brother, Ralph III, was a four-year letterwinner at Minnesota.
- Attended Northview High School in suburban Atlanta for his freshman and sophomore years before moving to a school in Nevada and attending the Bulis School in Maryland as a senior.

### East Carolina Career Highs

---

Points: 19, at Marshall, -- 2/11/12
Rebounds: 18, Appalachian State -- 11/20/12
Assists: 4, North Carolina Wesleyan -- 1/5/13
Steals: 3, at Central Florida -- 2/18/12; North Carolina Wesleyan -- 1/5/13; Houston -- 1/16/13; Savannah State -- 3/19/13; Rider -- 3/23/13
FG made: 7, at Marshall -- 2/11/12; Appalachian State -- 11/20/12
FG attempts: 14, at Massachusetts -- 12/22/12
3FG made: 3, at SMU -- 2/1/12
3FG attempts: 6, at Georgia State -- 11/26/12
FT made: 4, Gardner-Webb -- 12/18/12
FT attempts: 10, Gardner-Webb -- 12/18/12
Minutes: 42, Southern Mississippi -- 2/16/13

---

# PLAYER UPDATES

## 12 • Quinton Stephens • F • 6-8 1/2 • Fr.

- Long, slender forward with excellent shooting touch and range ... Coaches like his versatility and a basketball IQ "beyond his years".
- Played in 10 games (DNP vs. Illinois) and averaged 9.0 minutes as Tech's second frontcourt reserve.
- Posted career bests of nine points and seven rebounds against East Tennessee State (4-7 FG, 2 blocks).
- Sparked Tech in the first half at Georgia with seven points and four rebounds ... Played 20 minutes against MVSU, posting his first double-figure scoring game (10 pts, 4-8 FG).
- Grabbed 16 rebounds and scored nine points in 19 minutes in Tech's exhibition win over Young Harris.
- First Tech scholarship recruit from Marist since Matt Harpring, joins Brooks Doyle as Marist alums on the current Tech roster.
- Two-time all-state selection who played all five positions on the floor at Marist ... 3-star prospect in all three major recruiting rankings and ranked as high as No. 78 nationally, No. 18 among the nation's small forwards.
- Averaged 19.3 points, 8.5 rebounds, 2.7 blocked shots and three assists as a senior.

### Career Highs

Points: 10, Miss. Valley State -- 11/26/13  
 Rebounds: 7, East Tennessee State -- 12/7/13  
 Assists: 2, vs Mississippi -- 11/29/13 ; vs Ole Miss -- 11/29/13  
 Steals: 2, vs Mississippi -- 11/29/13 ; vs Ole Miss -- 11/29/13  
 Blocks: 2, East Tennessee State -- 12/7/13  
 FG made: 4, Miss. Valley State -- 11/26/13 ; East Tennessee State -- 12/7/13  
 FG attempts: 8, at Georgia -- 11/15/13 ; Miss. Valley State -- 11/26/13  
 3FG made: 1, Miss. Valley State -- 11/26/13 ; East Tennessee State -- 12/7/13  
 3FG attempts: 2, Delaware State -- 11/11/13 ; East Tennessee State -- 12/7/13  
 FT made: 2, Presbyterian -- 11/8/13  
 FT attempts: 2, North Carolina A&T -- 11/24/13 ; Miss. Valley State -- 11/26/13 ; Presbyterian -- 11/8/13  
 Minutes: 20, Mississippi Valley State -- 11/26/13

## 43 • Ron Wamer • G • 6-2 • So.

- Second year in the program as a non-scholarship player ... Did not dress for any games last year, but traveled to road games late in the season.
- Works with the Yellow Jackets' "Iron Five" scout team throughout the season.
- Played in three games this season, scoring his first field goal against East Tennessee State on D7.
- Lettered three years and was team captain at Mill Creek High School.
- Also pitched and played outfield on the baseball team for three years.
- Earned All-Gwinnett County honors from the Gwinnett Tip-Off Club in 2011
- Mill Creek's second all-time leading scorer, also holds school record for career free throws made.
- Wore No. 24 in high school, the reverse of his hero, Jackie Robinson, whose No. 42 is retired in baseball.

### Career Highs

Points: 2, East Tennessee State -- 12/7/13  
 Rebounds: 1, East Tennessee State -- 12/7/13  
 FG made: 1, East Tennessee State -- 12/7/13  
 FG attempts: 1, Miss. Valley State -- 11/26/13 ; East Tennessee State -- 12/7/13  
 3FG attempts: 1, Miss. Valley State -- 11/26/13  
 Minutes: 3, East Tennessee State -- 12/7/13

## BRIAN GREGORY

### Head Coach - 3rd Season at Tech

Brian Gregory, who led the University of Dayton to 97 victories over his last four years there and worked under Tom Izzo at Michigan State when the Spartans won the 2000 NCAA championship, was named Georgia Tech's head basketball coach on March 28, 2011.

Gregory engineered a winning season and a five-win improvement for the Yellow Jackets in 2012-13, and secured his 200th career victory on Nov. 8 against Presbyterian.

Gregory is the 13th head coach in Yellow Jacket history. Gregory coached eight seasons at Dayton where he compiled a record of 172-94 and participated in the NCAA Tournament or NIT five times. His 2003-04 and 2008-09 teams earned NCAA Tournament berths, and the Flyers captured the 2010 NIT crown after beating North Carolina in the championship game.

The 1990 Oakland (Mich.) University graduate won 150 games faster (seven seasons) than any coach in Dayton history. Over the last four seasons combined, his teams went 13-4 against BCS-level teams.

Gregory clearly put an emphasis on academics during his tenure at Dayton and has continued that at Tech. Entering the 2013-14 season, every senior who has played for Gregory has graduated. All seven seniors who played on the 2010 NIT title team graduated that spring.

Prior to becoming the head coach at Dayton, Gregory spent the second of two highly-successful stints at Michigan State, where he was an assistant coach for two years before being promoted to associate head coach under Izzo for the 2001-02 and 2002-03 seasons. During those four years, the Spartans won one NCAA championship (2000), made three Elite Eight appearances, two Final Fours and claimed two Big Ten Conference championships.

A native of Mount Prospect, Ill., Gregory became a full-time assistant coach at Michigan State in 1992 and remained there when Izzo replaced Jud Heathcote as head coach. Gregory left to work one season under Stan Joplin at Toledo in 1996, then returned to the Big Ten where he worked as an assistant coach under Kevin O'Neill at Northwestern for two seasons.

### Gregory as a Head Coach

Season	School	Overall	Conference	Postseason
2003-04	Dayton	24-9	12-4/1st West	NCAA
2004-05	Dayton	18-11	10-6/T2nd West	
2005-06	Dayton	14-17	6-10/T11th	
2006-07	Dayton	19-12	8-8/T7th	
2007-08	Dayton	23-11	8-8/T7th	NIT
2008-09	Dayton	27-8	11-5/T2nd	NCAA Tournament
2009-10	Dayton	25-12	8-8/T7th	NIT Champions
2010-11	Dayton	22-14	7-9/T8th	NIT
<b>Dayton Totals</b>		<b>172-94</b>	<b>70-58</b>	
2011-12	Georgia Tech	11-20	4-12	--
2012-13	Georgia Tech	16-15	6-12	--
2013-14	Georgia Tech	8-3	--	--
<b>Georgia Tech Totals</b>		<b>35-38</b>	<b>10-24</b>	
<b>Career Totals</b>		<b>207-132</b>	<b>80-82</b>	

### Gregory as an Assistant Coach

- Michigan State (1992-96, 1999-2003)
- Associate head coach under Tom Izzo, 2001-03
- Assistant coach under Tom Izzo, 1999-2000
- Assistant coach under Tom Izzo, 1995
- Assistant coach under Jud Heathcote 1992-94
- 2000 NCAA champions; Two Final Fours
- Northwestern (1997-99) - Assistant coach under Kevin O'Neill
- Toledo (1996-97)

### Personal

- Master of arts in athletic administration at Michigan State, 1992
- Bachelor of arts in secondary education from Oakland University, 1990
- Three-time all-conference selection
- Named Academic All-American in 1990
- Inducted into Oakland University Hall of Fame in 1997
- Attended the U.S. Naval Academy in 1985-86
- Played on the Navy team that featured David Robinson and advanced to the Elite Eight of the NCAA Tournament
- Family: Gregory and his wife, Yvette, have two daughters, Isabella, Elyse



**2013-14 GEORGIA TECH BASKETBALL**  
**Georgia Tech Combined Team Statistics (as of Dec 16, 2013)**  
**All games**

Overall record: 8-3 Conf: 0-0 Home: 7-1 Away: 1-0 Neutral: 0-2

#	Player	gp-gs	min	avg	Total		3-Point		F-Throw		Rebounds				pf	dq	a	to	blk	stl	pts	avg	
					fg-fga	fg%	3fg-fga	3fg%	ft-fa	ft%	off	def	tot	avg									
03	Georges-Hunt, Marcus	11-11	316	28.7	51-105	.486	10-29	.345	28-37	.757	20	33	53	4.8	24	0	25	16	5	12	140	12.7	
23	Golden, Trae	11-10	321	29.2	38-87	.437	9-33	.273	54-70	.771	2	26	28	2.5	25	0	42	24	0	7	139	12.6	
04	Carter Jr., Robert	11-11	282	25.6	45-88	.511	4-13	.308	27-43	.628	24	84	108	9.8	24	1	17	18	15	12	121	11.0	
05	Miller, Daniel	11-11	296	26.9	45-71	.634	0-0	.000	21-29	.724	28	59	87	7.9	24	1	11	11	20	11	111	10.1	
24	Holsey, Kammeon	11-0	195	17.7	29-57	.509	0-0	.000	23-29	.793	25	39	64	5.8	29	1	7	15	2	4	81	7.4	
02	Poole, Solomon	11-5	208	18.9	27-68	.397	16-43	.372	3-5	.600	1	11	12	1.1	20	0	27	20	1	3	73	6.6	
11	Bolden, Chris	8-6	177	22.1	14-65	.215	6-27	.222	3-6	.500	4	11	15	1.9	13	0	9	8	1	7	37	4.6	
01	Poole Jr., Stacey	11-0	106	9.6	15-35	.429	5-11	.455	12-20	.600	1	10	11	1.0	9	0	8	7	1	4	47	4.3	
10	Jorgenson, Travis	4-0	78	19.5	5-16	.313	2-5	.400	5-6	.833	1	7	8	2.0	2	0	10	9	0	5	17	4.3	
12	Stephens, Quinton	10-0	90	9.0	13-32	.406	2-6	.333	5-8	.625	9	12	21	2.1	11	0	5	5	3	3	33	3.3	
32	Doyle, Brooks	4-0	15	3.8	2-4	.500	1-2	.500	0-0	.000	0	3	3	0.8	3	0	3	1	0	0	5	1.3	
30	Heyward, Corey	10-1	89	8.9	2-8	.250	0-4	.000	3-6	.500	1	5	6	0.6	12	0	9	6	1	7	7	0.7	
31	Peek, Aaron	3-0	9	3.0	1-3	.333	0-1	.000	0-0	.000	1	2	3	1.0	1	0	0	0	0	0	2	0.7	
43	Wamer, Ron	3-0	7	2.3	1-2	.500	0-1	.000	0-0	.000	0	1	1	0.3	0	0	0	2	0	0	2	0.7	
14	Morris, Jason	1-0	4	4.0	0-1	.000	0-0	.000	0-0	.000	0	0	0	0.0	2	0	0	0	0	0	0	0.0	
41	Gurry, Colin	3-0	7	2.3	0-0	.000	0-0	.000	0-0	.000	0	0	0	0.0	0	0	0	1	0	1	0	0.0	
Team											19	7	26										
Total.....		11	2200		288-642	.449	55-175	.314	184-259	.710	136	310	446	40.5	199	3	173	143	49	76	815	74.1	
Opponents.....		11	2200		240-626	.383	72-233	.309	162-237	.684	112	250	362	32.9	225	4	135	134	47	76	714	64.9	

TEAM STATISTICS	GT	OPP	Date	Opponent	Score	Att.
SCORING	815	714	11/8/13	PRESBYTERIAN	w 88-57	6798
Points per game	74.1	64.9	11/11/13	DELAWARE STATE	w 68-50	5390
Scoring margin	+9.2	-	11/15/13	at Georgia	w 80-71	10523
FIELD GOALS-ATT	288-642	240-626	11/20/13	DAYTON	L 72-82	6283
Field goal pct	.449	.383	11/24/13	NORTH CAROLINA A&T	w 78-71	5639
3 POINT FG-ATT	55-175	72-233	11/26/13	MISS. VALLEY STATE	w 76-59	5336
3-point FG pct	.314	.309	11/29/13	vs Mississippi	L 67-77	0
3-pt FG made per game	5.0	6.5	11/30/13	vs St. John's	L 58-69	3088
FREE THROWS-ATT	184-259	162-237	12/3/13	ILLINOIS	w 67-64	6516
Free throw pct	.710	.684	12/7/13	EAST TENNESSEE STATE	w 87-57	5889
F-Throws made per game	16.7	14.7	12/16/13	KENNESAW STATE	w 74-57	5972
REBOUNDS	446	362	* - Conference game			
Rebounds per game	40.5	32.9				
Rebounding margin	+7.6	-				
ASSISTS	173	135				
Assists per game	15.7	12.3				
TURNOVERS	143	134				
Turnovers per game	13.0	12.2				
Turnover margin	-0.8	-				
Assist/turnover ratio	1.2	1.0				
STEALS	76	76				
Steals per game	6.9	6.9				
BLOCKS	49	47				
Blocks per game	4.5	4.3				
ATTENDANCE	47823	13611				
Home games-Avg/Game	8-5978	1-10523				
Neutral site-Avg/Game	-	2-1544				

Score by Periods	1st	2nd	Totals
Georgia Tech	392	423	815
Opponents	319	395	714

**2013-14 GEORGIA TECH BASKETBALL**  
**Georgia Tech Points-Rebounds-Assists (as of Dec 16, 2013)**  
**All games**

Opponent	Date	Score		01	02	03	04	05	10	11
				POOLE JR.,	POOLE,SOLO	GEORGES-HU	CARTER JR.	MILLER,DAN	JORGENSON,	BOLDEN,CHR
PRESBYTERIAN	11/8/13	88-57	w	6-1-2	8-1-0	17-9-2	13-10-0	12-7-3	8-4-5	DNP
DELAWARE STATE	11/11/13	68-50	w	6-2-1	2-3-8	12-8-3	11-4-1	8-5-0	0-0-2	DNP
at Georgia	11/15/13	80-71	w	5-1-0	5-1-2	11-4-2	3-8-2	14-13-0	7-2-1	DNP
DAYTON	11/20/13	72-82	L	1-0-1	2-0-3	16-4-3	5-8-1	20-7-0	2-2-2	3-3-1
NORTH CAROLINA A&T	11/24/13	78-71	w	3-1-0	6-0-3	16-7-0	9-13-3	10-4-0	DNP	3-1-0
MISS. VALLEY STATE	11/26/13	76-59	w	4-1-1	5-3-3	6-2-3	13-15-4	8-12-1	DNP	9-3-0
vs Mississippi	11/29/13	67-77	L	2-0-0	24-0-2	10-5-0	11-13-0	2-5-2	DNP	3-1-1
vs St. John's	11/30/13	58-69	L	5-1-1	8-0-1	4-4-1	9-5-0	8-12-1	DNP	8-2-2
ILLINOIS	12/3/13	67-64	w	0-1-0	6-1-0	20-2-3	21-9-3	9-4-1	DNP	2-4-2
EAST TENNESSEE STATE	12/7/13	87-57	w	11-1-1	5-3-4	18-2-5	11-8-1	4-10-1	DNP	6-0-3
KENNESAW STATE	12/16/13	74-57	w	4-2-1	2-0-1	10-6-3	15-15-2	16-8-2	DNP	3-1-0

Opponent	Date	Score		12	14	23	24	30	31	32
				STEPHENS,Q	MORRIS,JAS	GOLDEN,TRA	HOLSEY,KAM	HEYWARD,CO	PEEK,AARON	DOYLE,BROO
PRESBYTERIAN	11/8/13	88-57	w	2-3-1	DNP	12-2-3	8-6-1	0-0-1	0-1-0	2-2-0
DELAWARE STATE	11/11/13	68-50	w	2-1-0	DNP	16-2-3	9-4-1	2-0-0	DNP	DNP
at Georgia	11/15/13	80-71	w	7-4-0	DNP	18-2-1	10-12-0	0-0-1	DNP	DNP
DAYTON	11/20/13	72-82	L	0-0-0	DNP	13-2-3	10-3-0	DNP	DNP	DNP
NORTH CAROLINA A&T	11/24/13	78-71	w	1-0-0	DNP	20-1-7	10-6-2	0-1-0	DNP	DNP
MISS. VALLEY STATE	11/26/13	76-59	w	10-3-1	DNP	10-2-4	6-5-2	2-1-0	0-0-0	3-0-1
vs Mississippi	11/29/13	67-77	L	0-2-2	DNP	10-6-5	5-4-0	0-0-2	DNP	DNP
vs St. John's	11/30/13	58-69	L	2-1-0	DNP	9-2-4	4-5-0	1-1-1	DNP	0-0-0
ILLINOIS	12/3/13	67-64	w	DNP	DNP	3-2-3	6-5-1	0-1-0	DNP	DNP
EAST TENNESSEE STATE	12/7/13	87-57	w	9-7-1	DNP	13-2-5	6-7-0	0-2-3	2-2-0	0-1-2
KENNESAW STATE	12/16/13	74-57	w	0-0-0	0-0-0	15-5-4	7-7-0	2-0-1	DNP	DNP

Opponent	Date	Score		41	43
				GURRY,COLI	WAMER,RON
PRESBYTERIAN	11/8/13	88-57	w	0-0-0	0-0-0
DELAWARE STATE	11/11/13	68-50	w	DNP	DNP
at Georgia	11/15/13	80-71	w	DNP	DNP
DAYTON	11/20/13	72-82	L	DNP	DNP
NORTH CAROLINA A&T	11/24/13	78-71	w	DNP	DNP
MISS. VALLEY STATE	11/26/13	76-59	w	0-0-0	0-0-0
vs Mississippi	11/29/13	67-77	L	DNP	DNP
vs St. John's	11/30/13	58-69	L	DNP	DNP
ILLINOIS	12/3/13	67-64	w	DNP	DNP
EAST TENNESSEE STATE	12/7/13	87-57	w	0-0-0	2-1-0
KENNESAW STATE	12/16/13	74-57	w	DNP	DNP

**2013-14 GEORGIA TECH BASKETBALL**  
**Georgia Tech Team Game-by-Game Comparison (as of Dec 16, 2013)**  
**All games**

Opponent	1st	2nd	Score	Mar	Total FG	FG Pct	3-Pointers	3FG Pct	Free Throws	FT Pct	Rebounds	Assist	T/Over	Block	Steal	Fouls
PRESBYTERIAN	42/32	46/25	88-57	+31	35-69/20-59	.507/.339	5-19/6-20	.263/.300	13-20/11-15	.650/.733	47/32 +15	18/9	6/13	5/2	10/5	18/18
DELAWARE STATE	31/18	37/32	68-50	+18	24-45/19-56	.533/.339	2-10/6-22	.200/.273	18-20/6-9	.900/.667	30/28 +2	19/12	12/12	7/1	5/3	11/19
Georgia	43/38	37/33	80-71	+9	26-67/23-60	.388/.383	4-14/6-20	.286/.300	24-31/19-29	.774/.655	49/40 +9	9/10	12/13	4/7	8/4	21/23
DAYTON	32/39	40/43	72-82	(10)	24-53/27-57	.453/.474	3-14/8-26	.214/.308	21-27/20-25	.778/.800	33/28 +5	14/17	19/11	4/3	7/17	18/22
NORTH CAROLINA A&T	33/37	45/34	78-71	+7	22-50/20-50	.440/.400	5-15/10-22	.333/.455	29-46/21-31	.630/.677	36/34 +2	15/16	10/14	1/3	9/2	24/33
MISS. VALLEY STATE	41/14	35/45	76-59	+17	31-61/20-62	.508/.323	5-14/11-29	.357/.379	9-17/8-14	.529/.571	49/28 +21	20/12	15/11	8/2	6/6	14/15
Mississippi	21/35	46/42	67-77	(10)	23-63/27-62	.365/.435	7-20/8-21	.350/.381	14-22/15-21	.636/.714	42/40 +2	14/12	12/10	2/10	7/6	16/21
St. John's	31/24	27/45	58-69	(11)	20-54/19-43	.370/.442	6-16/4-12	.375/.333	12-14/27-35	.857/.771	35/29 +6	11/11	20/13	3/7	5/10	30/15
ILLINOIS	36/33	31/31	67-64	+3	23-56/23-55	.411/.418	6-19/7-23	.316/.304	15-19/11-15	.789/.733	33/30 +3	13/13	9/11	2/7	2/3	12/19
EAST TENNESSEE STATE	44/23	43/34	87-57	+30	33-65/21-67	.508/.313	10-23/4-22	.435/.182	11-14/11-15	.786/.733	46/36 +10	26/13	17/15	7/1	10/13	16/15
KENNESAW STATE	38/26	36/31	74-57	+17	27-59/21-55	.458/.382	2-11/2-16	.182/.125	18-29/13-28	.621/.464	46/37 +9	14/10	11/11	6/4	7/7	19/25

Note: Game totals are displayed in the format TEAM/OPPONENT for each category

**2013-14 GEORGIA TECH BASKETBALL**  
**Georgia Tech Individual Game-by-Game (as of Dec 16, 2013)**  
**All games**

**#01 Poole Jr., Stacey**

Opponent	Date	gs	min	Total		3-Pointers		Free throws		Rebounds				pf	a	t/o	blk	stl	pts	avg
				fg-fga	pct	3fg-fga	pct	ft-fa	pct	off	def	tot	avg							
PRESBYTERIAN	11/8/13		10	3-4	.750	0-1	.000	0-1	.000	0	1	1	1.0	0	2	0	0	1	6	6.0
DELAWARE STATE	11/11/13		9	2-2	1.000	1-1	1.000	1-1	1.000	1	1	2	1.5	0	1	1	0	0	6	6.0
at Georgia	11/15/13		11	2-5	.400	1-1	1.000	0-0	.000	0	1	1	1.3	2	0	0	0	0	5	5.7
DAYTON	11/20/13		7	0-1	.000	0-1	.000	1-2	.500	0	0	0	1.0	0	1	1	0	0	1	4.5
NORTH CAROLINA A&T	11/24/13		9	0-0	.000	0-0	.000	3-4	.750	0	1	1	1.0	2	0	1	0	1	3	4.2
MISS. VALLEY STATE	11/26/13		12	1-3	.333	0-0	.000	2-4	.500	0	1	1	1.0	0	1	0	0	0	4	4.2
vs Mississippi	11/29/13		9	1-4	.250	0-1	.000	0-0	.000	0	0	0	0.9	0	0	2	0	0	2	3.9
vs St. John's	11/30/13		7	1-1	1.000	0-0	.000	3-4	.750	0	1	1	0.9	3	1	1	0	0	5	4.0
ILLINOIS	12/3/13		5	0-2	.000	0-0	.000	0-0	.000	0	1	1	0.9	1	0	1	0	0	0	3.6
EAST TENNESSEE STAT	12/7/13		17	3-9	.333	3-4	.750	2-2	1.000	0	1	1	0.9	0	1	0	1	1	11	4.3
KENNESAW STATE	12/16/13		10	2-4	.500	0-2	.000	0-2	.000	0	2	2	1.0	1	1	0	0	1	4	4.3
Totals		0	106	15-35	.429	5-11	.455	12-20	.600	1	10	11	1.0	9	8	7	1	4	47	4.3

Games played: 11  
Minutes/game: 9.6  
Points/game: 4.3  
FG Pct: 42.9  
3FG Pct: 45.5  
FT Pct: 60.0

Rebounds/game: 1.0  
Assists/game: 0.7  
Turnovers/game: 0.6  
Assist/turnover ratio: 1.1  
Steals/game: 0.4  
Blocks/game: 0.1

**#02 Poole, Solomon**

Opponent	Date	gs	min	Total		3-Pointers		Free throws		Rebounds				pf	a	t/o	blk	stl	pts	avg
				fg-fga	pct	3fg-fga	pct	ft-fa	pct	off	def	tot	avg							
PRESBYTERIAN	11/8/13	*	21	3-8	.375	2-6	.333	0-0	.000	0	1	1	1.0	1	0	1	0	0	8	8.0
DELAWARE STATE	11/11/13	*	30	0-4	.000	0-1	.000	2-2	1.000	0	3	3	2.0	2	8	1	0	0	2	5.0
at Georgia	11/15/13	*	15	2-6	.333	1-5	.200	0-0	.000	0	1	1	1.7	0	2	1	0	0	5	5.0
DAYTON	11/20/13	*	16	1-3	.333	0-2	.000	0-0	.000	0	0	0	1.3	4	3	3	1	1	2	4.3
NORTH CAROLINA A&T	11/24/13		15	2-6	.333	2-5	.400	0-0	.000	0	0	0	1.0	3	3	0	0	1	6	4.6
MISS. VALLEY STATE	11/26/13		17	2-4	.500	1-2	.500	0-0	.000	1	2	3	1.3	2	3	3	0	0	5	4.7
vs Mississippi	11/29/13		23	9-16	.563	5-9	.556	1-3	.333	0	0	0	1.1	2	2	0	0	1	24	7.4
vs St. John's	11/30/13		23	3-7	.429	2-5	.400	0-0	.000	0	0	0	1.0	4	1	4	0	0	8	7.5
ILLINOIS	12/3/13		21	2-6	.333	2-6	.333	0-0	.000	0	1	1	1.0	1	0	3	0	0	6	7.3
EAST TENNESSEE STAT	12/7/13	*	18	2-2	1.000	1-1	1.000	0-0	.000	0	3	3	1.2	0	4	1	0	0	5	7.1
KENNESAW STATE	12/16/13		9	1-6	.167	0-1	.000	0-0	.000	0	0	0	1.1	1	1	3	0	0	2	6.6
Totals		5	208	27-68	.397	16-43	.372	3-5	.600	1	11	12	1.1	20	27	20	1	3	73	6.6

Games played: 11  
Minutes/game: 18.9  
Points/game: 6.6  
FG Pct: 39.7  
3FG Pct: 37.2  
FT Pct: 60.0

Rebounds/game: 1.1  
Assists/game: 2.5  
Turnovers/game: 1.8  
Assist/turnover ratio: 1.4  
Steals/game: 0.3  
Blocks/game: 0.1

**2013-14 GEORGIA TECH BASKETBALL**  
**Georgia Tech Individual Game-by-Game (as of Dec 16, 2013)**  
**All games**

**#03 Georges-Hunt, Marcus**

Opponent	Date	gs	min	Total		3-Pointers		Free throws		Rebounds				pf	a	t/o	blk	stl	pts	avg	
				fg-fga	pct	3fg-fga	pct	ft-fta	pct	off	def	tot	avg								
PRESBYTERIAN	11/8/13	*	25	7-14	.500	1-4	.250	2-3	.667	5	4	9	9.0	4	2	0	0	0	17	17.0	
DELAWARE STATE	11/11/13	*	32	4-8	.500	1-2	.500	3-4	.750	1	7	8	8.5	2	3	1	0	1	12	14.5	
at Georgia	11/15/13	*	29	2-8	.250	0-1	.000	7-8	.875	0	4	4	7.0	3	2	3	1	2	11	13.3	
DAYTON	11/20/13	*	34	6-10	.600	2-4	.500	2-3	.667	2	2	4	6.3	2	3	2	0	2	16	14.0	
NORTH CAROLINA A&T	11/24/13	*	35	6-11	.545	2-4	.500	2-5	.400	2	5	7	6.4	1	0	0	0	1	16	14.4	
MISS. VALLEY STATE	11/26/13	*	21	3-5	.600	0-1	.000	0-0	.000	1	1	2	5.7	0	3	1	1	2	6	13.0	
vs Mississippi	11/29/13	*	25	3-8	.375	0-2	.000	4-4	1.000	2	3	5	5.6	3	0	2	1	2	10	12.6	
vs St. John's	11/30/13	*	25	1-3	.333	0-1	.000	2-2	1.000	3	1	4	5.4	4	1	5	0	1	4	11.5	
ILLINOIS	12/3/13	*	36	7-13	.538	2-3	.667	4-4	1.000	2	0	2	5.0	2	3	1	0	0	20	12.4	
EAST TENNESSEE STAT	12/7/13	*	23	8-13	.615	2-5	.400	0-0	.000	1	1	2	4.7	1	5	0	1	1	18	13.0	
KENNESAW STATE	12/16/13	*	31	4-12	.333	0-2	.000	2-4	.500	1	5	6	4.8	2	3	1	1	0	10	12.7	
Totals			11	316	51-105	.486	10-29	.345	28-37	.757	20	33	53	4.8	24	25	16	5	12	140	12.7

Games played: 11  
Minutes/game: 28.7  
Points/game: 12.7  
FG Pct: 48.6  
3FG Pct: 34.5  
FT Pct: 75.7

Rebounds/game: 4.8  
Assists/game: 2.3  
Turnovers/game: 1.5  
Assist/turnover ratio: 1.6  
Steals/game: 1.1  
Blocks/game: 0.5

**#04 Carter Jr., Robert**

Opponent	Date	gs	min	Total		3-Pointers		Free throws		Rebounds				pf	a	t/o	blk	stl	pts	avg	
				fg-fga	pct	3fg-fga	pct	ft-fta	pct	off	def	tot	avg								
PRESBYTERIAN	11/8/13	*	21	6-11	.545	0-1	.000	1-3	.333	3	7	10	10.0	1	0	1	1	3	13	13.0	
DELAWARE STATE	11/11/13	*	27	5-6	.833	0-0	.000	1-2	.500	0	4	4	7.0	2	1	0	5	1	11	12.0	
at Georgia	11/15/13	*	19	1-5	.200	0-2	.000	1-2	.500	1	7	8	7.3	4	2	1	3	2	3	9.0	
DAYTON	11/20/13	*	30	2-6	.333	0-1	.000	1-3	.333	1	7	8	7.5	2	1	1	0	1	5	8.0	
NORTH CAROLINA A&T	11/24/13	*	32	3-7	.429	0-0	.000	3-6	.500	2	11	13	8.6	1	3	4	1	3	9	8.2	
MISS. VALLEY STATE	11/26/13	*	21	6-10	.600	0-1	.000	1-1	1.000	2	13	15	9.7	2	4	4	3	0	13	9.0	
vs Mississippi	11/29/13	*	25	3-9	.333	1-2	.500	4-7	.571	4	9	13	10.1	1	0	3	0	1	11	9.3	
vs St. John's	11/30/13	*	25	3-8	.375	1-1	1.000	2-2	1.000	0	5	5	9.5	4	0	0	0	1	9	9.3	
ILLINOIS	12/3/13	*	30	6-10	.600	2-4	.500	7-8	.875	4	5	9	9.4	1	3	2	0	0	21	10.6	
EAST TENNESSEE STAT	12/7/13	*	22	5-10	.500	0-1	.000	1-2	.500	1	7	8	9.3	1	1	1	0	0	11	10.6	
KENNESAW STATE	12/16/13	*	30	5-6	.833	0-0	.000	5-7	.714	6	9	15	9.8	5	2	1	2	0	15	11.0	
Totals			11	282	45-88	.511	4-13	.308	27-43	.628	24	84	108	9.8	24	17	18	15	12	121	11.0

Games played: 11  
Minutes/game: 25.6  
Points/game: 11.0  
FG Pct: 51.1  
3FG Pct: 30.8  
FT Pct: 62.8

Rebounds/game: 9.8  
Assists/game: 1.5  
Turnovers/game: 1.6  
Assist/turnover ratio: 0.9  
Steals/game: 1.1  
Blocks/game: 1.4

**2013-14 GEORGIA TECH BASKETBALL**  
**Georgia Tech Individual Game-by-Game (as of Dec 16, 2013)**  
**All games**

**#05 Miller, Daniel**

Opponent	Date	gs	min	Total		3-Pointers		Free throws		Rebounds				pf	a	t/o	blk	stl	pts	avg	
				fg-fga	pct	3fg-fga	pct	ft-fa	pct	off	def	tot	avg								
PRESBYTERIAN	11/8/13	*	24	6-9	.667	0-0	.000	0-0	.000	3	4	7	7.0	1	3	1	3	0	12	12.0	
DELAWARE STATE	11/11/13	*	29	2-4	.500	0-0	.000	4-4	1.000	2	3	5	6.0	1	0	3	2	2	8	10.0	
at Georgia	11/15/13	*	34	6-9	.667	0-0	.000	2-3	.667	3	10	13	8.3	3	0	0	0	1	14	11.3	
DAYTON	11/20/13	*	29	7-9	.778	0-0	.000	6-6	1.000	3	4	7	8.0	3	0	0	3	3	20	13.5	
NORTH CAROLINA A&T	11/24/13	*	20	4-5	.800	0-0	.000	2-5	.400	4	0	4	7.2	5	0	0	0	0	10	12.8	
MISS. VALLEY STATE	11/26/13	*	20	4-5	.800	0-0	.000	0-2	.000	2	10	12	8.0	0	1	1	2	0	8	12.0	
vs Mississippi	11/29/13	*	26	1-2	.500	0-0	.000	0-0	.000	0	5	5	7.6	1	2	0	1	0	2	10.6	
vs St. John's	11/30/13	*	33	4-11	.364	0-0	.000	0-0	.000	3	9	12	8.1	4	1	3	3	1	8	10.3	
ILLINOIS	12/3/13	*	33	4-7	.571	0-0	.000	1-2	.500	1	3	4	7.7	2	1	0	2	1	9	10.1	
EAST TENNESSEE STAT	12/7/13	*	20	1-1	1.000	0-0	.000	2-2	1.000	4	6	10	7.9	2	1	2	1	0	4	9.5	
KENNESAW STATE	12/16/13	*	28	6-9	.667	0-0	.000	4-5	.800	3	5	8	7.9	2	2	1	3	3	16	10.1	
Totals			11	296	45-71	.634	0-0	.000	21-29	.724	28	59	87	7.9	24	11	11	20	11	111	10.1

Games played: 11  
Minutes/game: 26.9  
Points/game: 10.1  
FG Pct: 63.4  
FT Pct: 72.4

Rebounds/game: 7.9  
Assists/game: 1.0  
Turnovers/game: 1.0  
Assist/turnover ratio: 1.0  
Steals/game: 1.0  
Blocks/game: 1.8

**#10 Jorgenson, Travis**

Opponent	Date	gs	min	Total		3-Pointers		Free throws		Rebounds				pf	a	t/o	blk	stl	pts	avg	
				fg-fga	pct	3fg-fga	pct	ft-fa	pct	off	def	tot	avg								
PRESBYTERIAN	11/8/13		24	2-6	.333	2-3	.667	2-2	1.000	0	4	4	4.0	1	5	1	0	4	8	8.0	
DELAWARE STATE	11/11/13		16	0-4	.000	0-2	.000	0-0	.000	0	0	0	2.0	1	2	1	0	0	0	4.0	
at Georgia	11/15/13		23	2-5	.400	0-0	.000	3-4	.750	0	2	2	2.0	0	1	3	0	1	7	5.0	
DAYTON	11/20/13		15	1-1	1.000	0-0	.000	0-0	.000	1	1	2	2.0	0	2	4	0	0	2	4.3	
Totals			0	78	5-16	.313	2-5	.400	5-6	.833	1	7	8	2.0	2	10	9	0	5	17	4.3

Games played: 4  
Minutes/game: 19.5  
Points/game: 4.3  
FG Pct: 31.3  
3FG Pct: 40.0  
FT Pct: 83.3

Rebounds/game: 2.0  
Assists/game: 2.5  
Turnovers/game: 2.3  
Assist/turnover ratio: 1.1  
Steals/game: 1.3

**#11 Bolden, Chris**

Opponent	Date	gs	min	Total		3-Pointers		Free throws		Rebounds				pf	a	t/o	blk	stl	pts	avg	
				fg-fga	pct	3fg-fga	pct	ft-fa	pct	off	def	tot	avg								
DAYTON	11/20/13		19	1-10	.100	1-4	.250	0-0	.000	1	2	3	3.0	2	1	1	0	0	3	3.0	
NORTH CAROLINA A&T	11/24/13	*	17	1-6	.167	0-3	.000	1-3	.333	1	0	1	2.0	4	0	1	0	1	3	3.0	
MISS. VALLEY STATE	11/26/13	*	21	4-10	.400	1-3	.333	0-0	.000	1	2	3	2.3	0	0	0	1	1	9	5.0	
vs Mississippi	11/29/13	*	25	1-8	.125	0-2	.000	1-2	.500	0	1	1	2.0	0	1	0	0	0	3	4.5	
vs St. John's	11/30/13	*	28	3-11	.273	2-5	.400	0-0	.000	1	1	2	2.0	2	2	2	0	2	8	5.2	
ILLINOIS	12/3/13	*	26	1-8	.125	0-3	.000	0-0	.000	0	4	4	2.3	1	2	1	0	0	2	4.7	
EAST TENNESSEE STAT	12/7/13		17	2-6	.333	1-4	.250	1-1	1.000	0	0	0	2.0	3	3	3	0	3	6	4.9	
KENNESAW STATE	12/16/13	*	24	1-6	.167	1-3	.333	0-0	.000	0	1	1	1.9	1	0	0	0	0	3	4.6	
Totals			6	177	14-65	.215	6-27	.222	3-6	.500	4	11	15	1.9	13	9	8	1	7	37	4.6

Games played: 8  
Minutes/game: 22.1  
Points/game: 4.6  
FG Pct: 21.5  
3FG Pct: 22.2  
FT Pct: 50.0

Rebounds/game: 1.9  
Assists/game: 1.1  
Turnovers/game: 1.0  
Assist/turnover ratio: 1.1  
Steals/game: 0.9  
Blocks/game: 0.1

**2013-14 GEORGIA TECH BASKETBALL**  
**Georgia Tech Individual Game-by-Game (as of Dec 16, 2013)**  
**All games**

**#12 Stephens, Quinton**

Opponent	Date	gs	min	Total		3-Pointers		Free throws		Rebounds				pf	a	t/o	blk	stl	pts	avg
				fg-fga	pct	3fg-fga	pct	ft-fa	pct	off	def	tot	avg							
PRESBYTERIAN	11/8/13		15	0-2	.000	0-1	.000	2-2	1.000	0	3	3	3.0	2	1	0	1	0	2	2.0
DELAWARE STATE	11/11/13		8	1-3	.333	0-2	.000	0-0	.000	0	1	1	2.0	0	0	0	0	0	2	2.0
at Georgia	11/15/13		8	3-8	.375	0-0	.000	1-1	1.000	3	1	4	2.7	1	0	1	0	0	7	3.7
DAYTON	11/20/13		0	0-0	.000	0-0	.000	0-0	.000	0	0	0	2.0	0	0	0	0	0	0	2.8
NORTH CAROLINA A&T	11/24/13		5	0-1	.000	0-0	.000	1-2	.500	0	0	0	1.6	0	0	0	0	0	1	2.4
MISS. VALLEY STATE	11/26/13		20	4-8	.500	1-1	1.000	1-2	.500	1	2	3	1.8	3	1	1	0	0	10	3.7
vs Mississippi	11/29/13		11	0-0	.000	0-0	.000	0-0	.000	1	1	2	1.9	2	2	1	0	2	0	3.1
vs St. John's	11/30/13		5	1-2	.500	0-0	.000	0-0	.000	1	0	1	1.8	1	0	0	0	0	2	3.0
EAST TENNESSEE STAT	12/7/13		14	4-7	.571	1-2	.500	0-1	.000	3	4	7	2.3	1	1	2	2	1	9	3.7
KENNESAW STATE	12/16/13		4	0-1	.000	0-0	.000	0-0	.000	0	0	0	2.1	1	0	0	0	0	0	3.3
Totals		0	90	13-32	.406	2-6	.333	5-8	.625	9	12	21	2.1	11	5	5	3	3	33	3.3

Games played: 10  
Minutes/game: 9.0  
Points/game: 3.3  
FG Pct: 40.6  
3FG Pct: 33.3  
FT Pct: 62.5

Rebounds/game: 2.1  
Assists/game: 0.5  
Turnovers/game: 0.5  
Assist/turnover ratio: 1.0  
Steals/game: 0.3  
Blocks/game: 0.3

**#14 Morris, Jason**

Opponent	Date	gs	min	Total		3-Pointers		Free throws		Rebounds				pf	a	t/o	blk	stl	pts	avg
				fg-fga	pct	3fg-fga	pct	ft-fa	pct	off	def	tot	avg							
KENNESAW STATE	12/16/13		4	0-1	.000	0-0	.000	0-0	.000	0	0	0	0.0	2	0	0	0	0	0	0.0
Totals		0	4	0-1	.000	0-0	.000	0-0	.000	0	0	0	0.0	2	0	0	0	0	0	0.0

Games played: 1  
Minutes/game: 4.0  
FG Pct: 0.0

**#23 Golden, Trae**

Opponent	Date	gs	min	Total		3-Pointers		Free throws		Rebounds				pf	a	t/o	blk	stl	pts	avg
				fg-fga	pct	3fg-fga	pct	ft-fa	pct	off	def	tot	avg							
PRESBYTERIAN	11/8/13	*	23	5-9	.556	0-2	.000	2-5	.400	0	2	2	2.0	3	3	1	0	0	12	12.0
DELAWARE STATE	11/11/13	*	29	7-10	.700	0-2	.000	2-2	1.000	0	2	2	2.0	1	3	3	0	1	16	14.0
at Georgia	11/15/13	*	36	4-11	.364	2-5	.400	8-10	.800	0	2	2	2.0	3	1	1	0	0	18	15.3
DAYTON	11/20/13	*	31	2-8	.250	0-2	.000	9-10	.900	0	2	2	2.0	3	3	6	0	0	13	14.8
NORTH CAROLINA A&T	11/24/13	*	38	4-9	.444	1-3	.333	11-12	.917	0	1	1	1.8	3	7	3	0	1	20	15.8
MISS. VALLEY STATE	11/26/13	*	21	3-4	.750	1-2	.500	3-4	.750	0	2	2	1.8	1	4	1	0	1	10	14.8
vs Mississippi	11/29/13	*	33	4-12	.333	1-4	.250	1-3	.333	1	5	6	2.4	2	5	1	0	0	10	14.1
vs St. John's	11/30/13	*	33	2-6	.333	1-3	.333	4-4	1.000	0	2	2	2.4	2	4	4	0	0	9	13.5
ILLINOIS	12/3/13	*	28	0-5	.000	0-3	.000	3-5	.600	0	2	2	2.3	3	3	0	0	1	3	12.3
EAST TENNESSEE STAT	12/7/13		17	3-6	.500	2-4	.500	5-6	.833	0	2	2	2.3	2	5	2	0	2	13	12.4
KENNESAW STATE	12/16/13	*	32	4-7	.571	1-3	.333	6-9	.667	1	4	5	2.5	2	4	2	0	1	15	12.6
Totals		10	321	38-87	.437	9-33	.273	54-70	.771	2	26	28	2.5	25	42	24	0	7	139	12.6

Games played: 11  
Minutes/game: 29.2  
Points/game: 12.6  
FG Pct: 43.7  
3FG Pct: 27.3  
FT Pct: 77.1

Rebounds/game: 2.5  
Assists/game: 3.8  
Turnovers/game: 2.2  
Assist/turnover ratio: 1.8  
Steals/game: 0.6

**2013-14 GEORGIA TECH BASKETBALL**  
**Georgia Tech Individual Game-by-Game (as of Dec 16, 2013)**  
**All games**

**#24 Holsey, Kammeon**

Opponent	Date	gs	min	Total		3-Pointers		Free throws		Rebounds				pf	a	t/o	blk	stl	pts	avg
				fg-fga	pct	3fg-fga	pct	ft-fa	pct	off	def	tot	avg							
PRESBYTERIAN	11/8/13		19	2-4	.500	0-0	.000	4-4	1.000	2	4	6	6.0	2	1	1	0	1	8	8.0
DELAWARE STATE	11/11/13		15	3-4	.750	0-0	.000	3-3	1.000	0	4	4	5.0	2	1	2	0	0	9	8.5
at Georgia	11/15/13		19	4-8	.500	0-0	.000	2-3	.667	6	6	12	7.3	4	0	2	0	0	10	9.0
DAYTON	11/20/13		19	4-5	.800	0-0	.000	2-3	.667	2	1	3	6.3	2	0	1	0	0	10	9.3
NORTH CAROLINA A&T	11/24/13		26	2-5	.400	0-0	.000	6-9	.667	1	5	6	6.2	3	2	0	0	1	10	9.4
MISS. VALLEY STATE	11/26/13		17	2-7	.286	0-0	.000	2-2	1.000	3	2	5	6.0	4	2	1	1	1	6	8.8
vs Mississippi	11/29/13		16	1-4	.250	0-0	.000	3-3	1.000	1	3	4	5.7	2	0	3	0	0	5	8.3
vs St. John's	11/30/13		14	2-4	.500	0-0	.000	0-0	.000	1	4	5	5.6	5	0	1	0	0	4	7.8
ILLINOIS	12/3/13		17	3-5	.600	0-0	.000	0-0	.000	3	2	5	5.6	1	1	1	0	0	6	7.6
EAST TENNESSEE STAT	12/7/13		15	3-5	.600	0-0	.000	0-0	.000	3	4	7	5.7	3	0	1	1	0	6	7.4
KENNESAW STATE	12/16/13		18	3-6	.500	0-0	.000	1-2	.500	3	4	7	5.8	1	0	2	0	1	7	7.4
Totals		0	195	29-57	.509	0-0	.000	23-29	.793	25	39	64	5.8	29	7	15	2	4	81	7.4

Games played: 11  
Minutes/game: 17.7  
Points/game: 7.4  
FG Pct: 50.9  
FT Pct: 79.3

Rebounds/game: 5.8  
Assists/game: 0.6  
Turnovers/game: 1.4  
Assist/turnover ratio: 0.5  
Steals/game: 0.4  
Blocks/game: 0.2

**#30 Heyward, Corey**

Opponent	Date	gs	min	Total		3-Pointers		Free throws		Rebounds				pf	a	t/o	blk	stl	pts	avg
				fg-fga	pct	3fg-fga	pct	ft-fa	pct	off	def	tot	avg							
PRESBYTERIAN	11/8/13		8	0-0	.000	0-0	.000	0-0	.000	0	0	0	0.0	1	1	0	0	1	0	0.0
DELAWARE STATE	11/11/13		5	0-0	.000	0-0	.000	2-2	1.000	0	0	0	0.0	0	0	0	0	0	2	1.0
at Georgia	11/15/13		6	0-2	.000	0-0	.000	0-0	.000	0	0	0	0.0	1	1	0	0	2	0	0.7
NORTH CAROLINA A&T	11/24/13		3	0-0	.000	0-0	.000	0-0	.000	0	1	1	0.3	2	0	1	0	0	0	0.5
MISS. VALLEY STATE	11/26/13		18	1-3	.333	0-2	.000	0-2	.000	0	1	1	0.4	2	0	3	0	1	2	0.8
vs Mississippi	11/29/13		7	0-0	.000	0-0	.000	0-0	.000	0	0	0	0.3	3	2	0	0	1	0	0.7
vs St. John's	11/30/13		7	0-1	.000	0-1	.000	1-2	.500	1	0	1	0.4	1	1	0	0	0	1	0.7
ILLINOIS	12/3/13		4	0-0	.000	0-0	.000	0-0	.000	0	1	1	0.5	0	0	0	0	0	0	0.6
EAST TENNESSEE STAT	12/7/13	*	21	0-1	.000	0-1	.000	0-0	.000	0	2	2	0.7	1	3	1	1	1	0	0.6
KENNESAW STATE	12/16/13		10	1-1	1.000	0-0	.000	0-0	.000	0	0	0	0.6	1	1	1	0	1	2	0.7
Totals		1	89	2-8	.250	0-4	.000	3-6	.500	1	5	6	0.6	12	9	6	1	7	7	0.7

Games played: 10  
Minutes/game: 8.9  
Points/game: 0.7  
FG Pct: 25.0  
3FG Pct: 0.0  
FT Pct: 50.0

Rebounds/game: 0.6  
Assists/game: 0.9  
Turnovers/game: 0.6  
Assist/turnover ratio: 1.5  
Steals/game: 0.7  
Blocks/game: 0.1



**2013-14 GEORGIA TECH BASKETBALL**  
**Georgia Tech Individual Game-by-Game (as of Dec 16, 2013)**  
**All games**

**#31 Peek, Aaron**

Opponent	Date	gs	min	Total		3-Pointers		Free throws		Rebounds				pf	a	t/o	blk	stl	pts	avg
				fg-fga	pct	3fg-fga	pct	ft-fta	pct	off	def	tot	avg							
PRESBYTERIAN	11/8/13		3	0-1	.000	0-1	.000	0-0	.000	0	1	1	1.0	0	0	0	0	0	0	0.0
MISS. VALLEY STATE	11/26/13		2	0-0	.000	0-0	.000	0-0	.000	0	0	0	0.5	0	0	0	0	0	0	0.0
EAST TENNESSEE STAT	12/7/13		4	1-2	.500	0-0	.000	0-0	.000	1	1	2	1.0	1	0	0	0	0	2	0.7
<b>Totals</b>		<b>0</b>	<b>9</b>	<b>1-3</b>	<b>.333</b>	<b>0-1</b>	<b>.000</b>	<b>0-0</b>	<b>.000</b>	<b>1</b>	<b>2</b>	<b>3</b>	<b>1.0</b>	<b>1</b>	<b>0</b>	<b>0</b>	<b>0</b>	<b>0</b>	<b>2</b>	<b>0.7</b>

Games played: 3  
 Minutes/game: 3.0  
 Points/game: 0.7  
 FG Pct: 33.3  
 3FG Pct: 0.0

Rebounds/game: 1.0

**#32 Doyle, Brooks**

Opponent	Date	gs	min	Total		3-Pointers		Free throws		Rebounds				pf	a	t/o	blk	stl	pts	avg
				fg-fga	pct	3fg-fga	pct	ft-fta	pct	off	def	tot	avg							
PRESBYTERIAN	11/8/13		3	1-1	1.000	0-0	.000	0-0	.000	0	2	2	2.0	2	0	0	0	0	2	2.0
MISS. VALLEY STATE	11/26/13		6	1-1	1.000	1-1	1.000	0-0	.000	0	0	0	1.0	0	1	0	0	0	3	2.5
vs St. John's	11/30/13		0	0-0	.000	0-0	.000	0-0	.000	0	0	0	0.7	0	0	0	0	0	0	1.7
EAST TENNESSEE STAT	12/7/13		6	0-2	.000	0-1	.000	0-0	.000	0	1	1	0.8	1	2	1	0	0	0	1.3
<b>Totals</b>		<b>0</b>	<b>15</b>	<b>2-4</b>	<b>.500</b>	<b>1-2</b>	<b>.500</b>	<b>0-0</b>	<b>.000</b>	<b>0</b>	<b>3</b>	<b>3</b>	<b>0.8</b>	<b>3</b>	<b>3</b>	<b>1</b>	<b>0</b>	<b>0</b>	<b>5</b>	<b>1.3</b>

Games played: 4  
 Minutes/game: 3.8  
 Points/game: 1.3  
 FG Pct: 50.0  
 3FG Pct: 50.0

Rebounds/game: 0.8  
 Assists/game: 0.8  
 Turnovers/game: 0.3  
 Assist/turnover ratio: 3.0

**#41 Gurry, Colin**

Opponent	Date	gs	min	Total		3-Pointers		Free throws		Rebounds				pf	a	t/o	blk	stl	pts	avg
				fg-fga	pct	3fg-fga	pct	ft-fta	pct	off	def	tot	avg							
PRESBYTERIAN	11/8/13		2	0-0	.000	0-0	.000	0-0	.000	0	0	0	0.0	0	0	0	0	0	0	0.0
MISS. VALLEY STATE	11/26/13		2	0-0	.000	0-0	.000	0-0	.000	0	0	0	0.0	0	0	0	0	0	0	0.0
EAST TENNESSEE STAT	12/7/13		3	0-0	.000	0-0	.000	0-0	.000	0	0	0	0.0	0	0	1	0	1	0	0.0
<b>Totals</b>		<b>0</b>	<b>7</b>	<b>0-0</b>	<b>.000</b>	<b>0-0</b>	<b>.000</b>	<b>0-0</b>	<b>.000</b>	<b>0</b>	<b>0</b>	<b>0</b>	<b>0.0</b>	<b>0</b>	<b>0</b>	<b>1</b>	<b>0</b>	<b>1</b>	<b>0</b>	<b>0.0</b>

Games played: 3  
 Minutes/game: 2.3

Turnovers/game: 0.3  
 Steals/game: 0.3

**2013-14 GEORGIA TECH BASKETBALL**  
**Georgia Tech Individual Game-by-Game (as of Dec 16, 2013)**  
**All games**

**#43 Wamer, Ron**

Opponent	Date	gs	min	Total		3-Pointers		Free throws		Rebounds				pf	a	t/o	blk	stl	pts	avg
				fg-fga	pct	3fg-fga	pct	ft-fa	pct	off	def	tot	avg							
PRESBYTERIAN	11/8/13		2	0-0	.000	0-0	.000	0-0	.000	0	0	0	0.0	0	0	0	0	0	0	0.0
MISS. VALLEY STATE	11/26/13		2	0-1	.000	0-1	.000	0-0	.000	0	0	0	0.0	0	0	0	0	0	0	0.0
EAST TENNESSEE STAT	12/7/13		3	1-1	1.000	0-0	.000	0-0	.000	0	1	1	0.3	0	0	2	0	0	2	0.7
<b>Totals</b>			<b>0</b>	<b>7</b>	<b>1-2</b>	<b>.500</b>	<b>0-1</b>	<b>.000</b>	<b>0-0</b>	<b>0</b>	<b>1</b>	<b>1</b>	<b>0.3</b>	<b>0</b>	<b>0</b>	<b>2</b>	<b>0</b>	<b>0</b>	<b>2</b>	<b>0.7</b>

Games played: 3  
 Minutes/game: 2.3  
 Points/game: 0.7  
 FG Pct: 50.0  
 3FG Pct: 0.0

Rebounds/game: 0.3  
 Turnovers/game: 0.7

**#TM TEAM**

Opponent	Date	gs	min	Total		3-Pointers		Free throws		Rebounds				pf	a	t/o	blk	stl	pts	avg
				fg-fga	pct	3fg-fga	pct	ft-fa	pct	off	def	tot	avg							
PRESBYTERIAN	11/8/13		0	0-0	.000	0-0	.000	0-0	.000	1	0	1	1.0	0	0	0	0	0	0	0.0
DELAWARE STATE	11/11/13		0	0-0	.000	0-0	.000	0-0	.000	0	1	1	1.0	0	0	0	0	0	0	0.0
at Georgia	11/15/13		0	0-0	.000	0-0	.000	0-0	.000	2	0	2	1.3	0	0	0	0	0	0	0.0
DAYTON	11/20/13		0	0-0	.000	0-0	.000	0-0	.000	1	3	4	2.0	0	0	0	0	0	0	0.0
NORTH CAROLINA A&T	11/24/13		0	0-0	.000	0-0	.000	0-0	.000	1	1	2	2.0	0	0	0	0	0	0	0.0
MISS. VALLEY STATE	11/26/13		0	0-0	.000	0-0	.000	0-0	.000	2	0	2	2.0	0	0	0	0	0	0	0.0
vs Mississippi	11/29/13		0	0-0	.000	0-0	.000	0-0	.000	6	0	6	2.6	0	0	0	0	0	0	0.0
vs St. John's	11/30/13		0	0-0	.000	0-0	.000	0-0	.000	2	0	2	2.5	0	0	0	0	0	0	0.0
ILLINOIS	12/3/13		0	0-0	.000	0-0	.000	0-0	.000	2	2	4	2.7	0	0	0	0	0	0	0.0
EAST TENNESSEE STAT	12/7/13		0	0-0	.000	0-0	.000	0-0	.000	0	0	0	2.4	0	0	0	0	0	0	0.0
KENNESAW STATE	12/16/13		0	0-0	.000	0-0	.000	0-0	.000	2	0	2	2.4	0	0	0	0	0	0	0.0
<b>Totals</b>			<b>0</b>	<b>0</b>	<b>0-0</b>	<b>.000</b>	<b>0-0</b>	<b>.000</b>	<b>0-0</b>	<b>19</b>	<b>7</b>	<b>26</b>	<b>2.4</b>	<b>0</b>	<b>0</b>	<b>0</b>	<b>0</b>	<b>0</b>	<b>0</b>	<b>0.0</b>

Games played: 11

Rebounds/game: 2.4

## Individual Career History

### Bolden, Chris

Season	gp-gs	min/avg	Total		3-Point		F-Throws		Rebounds				Scoring							
			fg-fga	pct	fg-fga	pct	ft-fta	pct	off	def	tot	avg	pf	fo	ast	to	blk	stl	pts	avg
2012-13	31-15	740/23.9	84-232	.362	35-115	.304	22-35	.629	7	59	66	2.1	53	0	39	41	4	25	225	7.3
2013-14	8-6	177/22.1	14-65	.215	6-27	.222	3-6	.500	4	11	15	1.9	13	0	9	8	1	7	37	4.6
<b>TOTAL</b>	<b>39-21</b>	<b>917/23.5</b>	<b>98-297</b>	<b>.330</b>	<b>41-142</b>	<b>.289</b>	<b>25-41</b>	<b>.610</b>	<b>11</b>	<b>70</b>	<b>81</b>	<b>2.1</b>	<b>66</b>	<b>0</b>	<b>48</b>	<b>49</b>	<b>5</b>	<b>32</b>	<b>262</b>	<b>6.7</b>

### Carter Jr., Robert

Season	gp-gs	min/avg	Total		3-Point		F-Throws		Rebounds				Scoring							
			fg-fga	pct	fg-fga	pct	ft-fta	pct	off	def	tot	avg	pf	fo	ast	to	blk	stl	pts	avg
2012-13	31-31	817/26.4	121-271	.446	18-64	.281	46-74	.622	59	149	208	6.7	68	2	30	50	31	21	306	9.9
2013-14	11-11	282/25.6	45-88	.511	4-13	.308	27-43	.628	24	84	108	9.8	24	1	17	18	15	12	121	11.0
<b>TOTAL</b>	<b>42-42</b>	<b>1099/26.2</b>	<b>166-359</b>	<b>.462</b>	<b>22-77</b>	<b>.286</b>	<b>73-117</b>	<b>.624</b>	<b>83</b>	<b>233</b>	<b>316</b>	<b>7.5</b>	<b>92</b>	<b>3</b>	<b>47</b>	<b>68</b>	<b>46</b>	<b>33</b>	<b>427</b>	<b>10.2</b>

### Georges-Hunt, Marcus

Season	gp-gs	min/avg	Total		3-Point		F-Throws		Rebounds				Scoring							
			fg-fga	pct	fg-fga	pct	ft-fta	pct	off	def	tot	avg	pf	fo	ast	to	blk	stl	pts	avg
2012-13	31-30	896/28.9	123-289	.426	32-96	.333	56-89	.629	57	94	151	4.9	65	1	46	35	3	24	334	10.8
2013-14	11-11	316/28.7	51-105	.486	10-29	.345	28-37	.757	20	33	53	4.8	24	0	25	16	5	12	140	12.7
<b>TOTAL</b>	<b>42-41</b>	<b>1212/28.9</b>	<b>174-394</b>	<b>.442</b>	<b>42-125</b>	<b>.336</b>	<b>84-126</b>	<b>.667</b>	<b>77</b>	<b>127</b>	<b>204</b>	<b>4.9</b>	<b>89</b>	<b>1</b>	<b>71</b>	<b>51</b>	<b>8</b>	<b>36</b>	<b>474</b>	<b>11.3</b>

### Holsey, Kammeon

Season	gp-gs	min/avg	Total		3-Point		F-Throws		Rebounds				Scoring							
			fg-fga	pct	fg-fga	pct	ft-fta	pct	off	def	tot	avg	pf	fo	ast	to	blk	stl	pts	avg
2010-11	30-12	432/14.4	44-90	.489	0-0	.000	15-31	.484	42	38	80	2.7	57	0	9	33	6	13	103	3.4
2011-12	31-31	754/24.3	121-205	.590	0-0	.000	48-91	.527	71	81	152	4.9	89	2	27	69	12	19	290	9.4
2012-13	31-0	597/19.3	111-199	.558	0-0	.000	51-83	.614	66	80	146	4.7	75	1	31	60	10	11	273	8.8
2013-14	11-0	195/17.7	29-57	.509	0-0	.000	23-29	.793	25	39	64	5.8	29	1	7	15	2	4	81	7.4
<b>TOTAL</b>	<b>103-43</b>	<b>1978/19.2</b>	<b>305-551</b>	<b>.554</b>	<b>0-0</b>	<b>.000</b>	<b>137-234</b>	<b>.585</b>	<b>204</b>	<b>238</b>	<b>442</b>	<b>4.3</b>	<b>250</b>	<b>4</b>	<b>74</b>	<b>177</b>	<b>30</b>	<b>47</b>	<b>747</b>	<b>7.3</b>

### Miller, Daniel

Season	gp-gs	min/avg	Total		3-Point		F-Throws		Rebounds				Scoring							
			fg-fga	pct	fg-fga	pct	ft-fta	pct	off	def	tot	avg	pf	fo	ast	to	blk	stl	pts	avg
2010-11	31-31	797/25.7	60-121	.496	0-0	.000	17-46	.370	48	106	154	5.0	75	0	19	39	67	31	137	4.4
2011-12	31-31	930/30.0	110-221	.498	0-0	.000	32-42	.762	58	145	203	6.5	52	1	46	51	75	29	252	8.1
2012-13	31-31	884/28.5	104-203	.512	0-1	.000	51-70	.729	73	133	206	6.6	48	0	67	47	64	27	259	8.4
2013-14	11-11	296/26.9	45-71	.634	0-0	.000	21-29	.724	28	59	87	7.9	24	1	11	11	20	11	111	10.1
<b>TOTAL</b>	<b>104-104</b>	<b>2907/28.0</b>	<b>319-616</b>	<b>.518</b>	<b>0-1</b>	<b>.000</b>	<b>121-187</b>	<b>.647</b>	<b>207</b>	<b>443</b>	<b>650</b>	<b>6.3</b>	<b>199</b>	<b>2</b>	<b>143</b>	<b>148</b>	<b>226</b>	<b>98</b>	<b>759</b>	<b>7.3</b>

### Morris, Jason

Season	gp-gs	min/avg	Total		3-Point		F-Throws		Rebounds				Scoring							
			fg-fga	pct	fg-fga	pct	ft-fta	pct	off	def	tot	avg	pf	fo	ast	to	blk	stl	pts	avg
2010-11	31-5	567/18.3	67-162	.414	22-55	.400	31-41	.756	24	44	68	2.2	67	0	12	42	8	20	187	6.0
2011-12	31-20	764/24.6	85-246	.346	28-96	.292	43-61	.705	22	80	102	3.3	55	1	35	58	15	15	241	7.8
2012-13	18-1	217/12.1	25-70	.357	13-31	.419	4-8	.500	11	28	39	2.2	16	0	10	16	3	9	67	3.7
2013-14	1-0	4/4.0	0-1	.000	0-0	.000	0-0	.000	0	0	0	0.0	2	0	0	0	0	0	0	0.0
<b>TOTAL</b>	<b>81-26</b>	<b>1552/19.2</b>	<b>177-479</b>	<b>.370</b>	<b>63-182</b>	<b>.346</b>	<b>78-110</b>	<b>.709</b>	<b>57</b>	<b>152</b>	<b>209</b>	<b>2.6</b>	<b>140</b>	<b>1</b>	<b>57</b>	<b>116</b>	<b>26</b>	<b>44</b>	<b>495</b>	<b>6.1</b>

### Poole Jr., Stacey

Season	gp-gs	min/avg	Total		3-Point		F-Throws		Rebounds				Scoring							
			fg-fga	pct	fg-fga	pct	ft-fta	pct	off	def	tot	avg	pf	fo	ast	to	blk	stl	pts	avg
2012-13	16-0	118/7.4	8-35	.229	0-7	.000	8-13	.615	6	19	25	1.6	11	0	7	6	1	3	24	1.5
2013-14	11-0	106/9.6	15-35	.429	5-11	.455	12-20	.600	1	10	11	1.0	9	0	8	7	1	4	47	4.3
<b>TOTAL</b>	<b>27-0</b>	<b>224/8.3</b>	<b>23-70</b>	<b>.329</b>	<b>5-18</b>	<b>.278</b>	<b>20-33</b>	<b>.606</b>	<b>7</b>	<b>29</b>	<b>36</b>	<b>1.3</b>	<b>20</b>	<b>0</b>	<b>15</b>	<b>13</b>	<b>2</b>	<b>7</b>	<b>71</b>	<b>2.6</b>

## Individual Career History

Poole, Solomon
----------------

Season	gp-gs	min/avg	Total		3-Point		F-Throws		Rebounds				Scoring							
			fg-fga	pct	fg-fga	pct	ft-fa	pct	off	def	tot	avg	pf	fo	ast	to	blk	stl	pts	avg
2012-13	21-0	190/9.0	14-46	.304	6-24	.250	4-10	.400	3	12	15	0.7	25	1	21	34	0	7	38	1.8
2013-14	11-5	208/18.9	27-68	.397	16-43	.372	3-5	.600	1	11	12	1.1	20	0	27	20	1	3	73	6.6
TOTAL	32-5	398/12.4	41-114	.360	22-67	.328	7-15	.467	4	23	27	0.8	45	1	48	54	1	10	111	3.5

Official Basketball Box Score -- Game Totals -- Final Statistics  
Presbyterian vs Georgia Tech  
11/8/13 7:45 p.m. at McCamish Pavilion, Atlanta, Ga.

Presbyterian 57 • 0-1

##	Player	Total		3-Ptr		Rebounds			PF	TP	A	TO	Blk	Stl	Min
		FG-FGA	FG-FGA	FT-FTA	Off	Def	Tot								
00	Herrera, Danny	f	1-4	0-2	0-0	1	5	6	2	2	1	3	0	1	25
15	Truss, William	c	2-5	0-0	4-4	1	5	6	3	8	0	1	2	1	31
02	Terry, Markus	g	6-13	1-4	0-0	1	1	1	4	13	1	2	0	0	33
14	Dillard, Reggie	g	3-8	1-3	1-4	1	2	3	3	8	4	3	0	1	39
21	Downing, Jordan	g	6-19	4-10	6-7	0	6	6	3	22	3	1	0	2	40
24	Adams, Will		0-1	0-1	0-0	0	1	1	1	0	0	1	0	0	8
34	Drew, Ed		2-9	0-0	0-0	3	1	4	2	4	0	1	0	0	24
	Team					3	2	5			1				
	Totals		20-59	6-20	11-15	9	23	32	18	57	9	13	2	5	200

FG % 1st Half:	12-32	37.5%	2nd half:	8-27	29.6%	Game:	20-59	33.9%	Deadball Rebounds	1,2
3FG % 1st Half:	4-10	40.0%	2nd half:	2-10	20.0%	Game:	6-20	30.0%		
FT % 1st Half:	4-8	50.0%	2nd half:	7-7	100.0%	Game:	11-15	73.3%		

Georgia Tech 88 • 1-0

##	Player	Total		3-Ptr		Rebounds			PF	TP	A	TO	Blk	Stl	Min
		FG-FGA	FG-FGA	FT-FTA	Off	Def	Tot								
03	Georges-Hunt, Marcus	f	7-14	1-4	2-3	5	4	9	4	17	2	0	0	0	25
04	Carter Jr., Robert	f	6-11	0-1	1-3	3	7	10	1	13	0	1	1	3	21
05	Miller, Daniel	c	6-9	0-0	0-0	3	4	7	1	12	3	1	3	0	24
02	Poole, Solomon	g	3-8	2-6	0-0	0	1	1	1	8	0	1	0	0	21
23	Golden, Trae	g	5-9	0-2	2-5	0	2	2	3	12	3	1	0	0	23
01	Poole Jr., Stacey		3-4	0-1	0-1	0	1	1	0	6	2	0	0	1	10
10	Jorgenson, Travis		2-6	2-3	2-2	0	4	4	1	8	5	1	0	4	24
12	Stephens, Quinton		0-2	0-1	2-2	0	3	3	2	2	1	0	1	0	15
24	Holsey, Kammeon		2-4	0-0	4-4	2	4	6	2	8	1	1	0	1	19
30	Heyward, Corey		0-0	0-0	0-0	0	0	0	1	0	1	0	0	1	8
31	Peek, Aaron		0-1	0-1	0-0	0	1	1	0	0	0	0	0	0	3
32	Doyle, Brooks		1-1	0-0	0-0	0	2	2	2	2	0	0	0	0	3
41	Gurry, Colin		0-0	0-0	0-0	0	0	0	0	0	0	0	0	0	2
43	Wamer, Ron		0-0	0-0	0-0	0	0	0	0	0	0	0	0	0	2
	Team					1	0	1							
	Totals		35-69	5-19	13-20	14	33	47	18	88	18	6	5	10	200

FG % 1st Half:	17-36	47.2%	2nd half:	18-33	54.5%	Game:	35-69	50.7%	Deadball Rebounds	2
3FG % 1st Half:	3-10	30.0%	2nd half:	2-9	22.2%	Game:	5-19	26.3%		
FT % 1st Half:	5-8	62.5%	2nd half:	8-12	66.7%	Game:	13-20	65.0%		

Officials: Ray Natili, Sean Casady, Earl Robinson  
Technical fouls: Presbyterian-None. Georgia Tech-None.  
Attendance: 6798  
Coach Brian Gregory's 200th career win

Score by periods	1st	2nd	Total
Presbyterian	32	25	57
Georgia Tech	42	46	88

Points	In Paint	Off T/O	2nd Chance	Fast Break	Bench
PC	26	4	7	4	4
GT	50	14	14	22	26

Last FG - PC 2nd-03:26, GT 2nd-01:06.  
Largest lead - PC None, GT by 31 2nd-04:39.

Score tied - 2 times.  
Lead changed - 0 times.

Official Basketball Box Score -- Game Totals -- Final Statistics  
Delaware State vs Georgia Tech  
11/11/13 7 p.m. at McCamish Pavilion, Atlanta, Ga.

Delaware State 50 • 1-1

##	Player	Total		3-Ptr		Rebounds			PF	TP	A	TO	Blk	Stl	Min
		FG-FGA	FG-FGA	FT-FTA	Off	Def	Tot								
05	Bell, Tyshawn	f	5-13	3-7	2-3	1	1	2	4	15	0	2	0	2	35
30	Lawson, Jordan	f	0-1	0-0	0-0	2	0	2	0	0	0	0	0	0	6
01	Gray, Kendall	c	3-8	0-0	3-4	3	1	4	5	9	1	2	0	0	31
22	Walker, Casey	g	3-14	3-10	0-0	0	10	10	3	9	3	1	1	0	28
55	Burley, Charles	g	0-1	0-0	0-0	1	1	2	1	0	5	2	0	0	30
02	Williams, Kendal		4-10	0-3	0-0	0	2	2	1	8	0	2	0	1	29
04	Thomas, Cahli		0-0	0-0	0-0	0	0	0	0	0	0	0	0	0	1
10	Doyle, Nick		3-5	0-2	0-0	1	0	1	1	6	2	2	0	0	18
11	Haywood, Deandre		0-0	0-0	0-0	0	0	0	0	2	0	1	0	0	1
20	Gasevic, Mrdjan		0-1	0-0	1-2	1	1	2	1	1	0	0	0	0	14
23	Owens, Jason		1-3	0-0	0-0	0	1	1	0	2	0	0	0	0	7
	Team					2	0	2							
	Totals		19-56	6-22	6-9	11	17	28	19	50	12	12	1	3	200

FG % 1st Half:	7-30	23.3%	2nd half:	12-26	46.2%	Game:	19-56	33.9%	Deadball Rebounds	3
3FG % 1st Half:	1-11	9.1%	2nd half:	5-11	45.5%	Game:	6-22	27.3%		
FT % 1st Half:	3-4	75.0%	2nd half:	3-5	60.0%	Game:	6-9	66.7%		

Georgia Tech 68 • 2-0

##	Player	Total		3-Ptr		Rebounds			PF	TP	A	TO	Blk	Stl	Min
		FG-FGA	FG-FGA	FT-FTA	Off	Def	Tot								
03	Georges-Hunt, Marcus	f	4-8	1-2	3-4	1	7	8	2	12	3	1	0	1	32
04	Carter Jr., Robert	f	5-6	0-0	1-2	0	4	4	2	11	1	0	5	1	27
05	Miller, Daniel	c	2-4	0-0	4-4	2	3	5	1	8	0	3	2	2	29
02	Poole, Solomon	g	0-4	0-1	2-2	0	3	3	2	2	8	1	0	0	30
23	Golden, Trae	g	7-10	0-2	2-2	0	2	2	1	16	3	3	0	0	29
01	Poole Jr., Stacey		2-2	1-1	1-1	1	1	2	0	6	1	1	0	0	9
10	Jorgenson, Travis		0-4	0-2	0-0	0	0	0	1	0	2	1	0	0	16
12	Stephens, Quinton		1-3	0-2	0-0	0	1	1	0	2	0	0	0	0	8
24	Holsey, Kammeon		3-4	0-0	3-3	0	4	4	2	9	1	2	0	0	15
30	Heyward, Corey		0-0	0-0	2-2	0	0	0	0	2	0	0	0	0	5
	Team					0	1	1							
	Totals		24-45	2-10	18-20	4	26	30	11	68	19	12	7	5	200

FG % 1st Half:	11-22	50.0%	2nd half:	13-23	56.5%	Game:	24-45	53.3%	Deadball Rebounds	2
3FG % 1st Half:	0-5	0.0%	2nd half:	5-11	45.5%	Game:	6-22	27.3%		
FT % 1st Half:	9-11	81.8%	2nd half:	9-9	100.0%	Game:	18-20	90.0%		

Officials: Raymond Styons, Michael Roberts, Bill Covington, Jr.  
Technical fouls: Delaware State-None. Georgia Tech-None.  
Attendance: 5390

Score by periods	1st	2nd	Total
Delaware State	18	32	50
Georgia Tech	31	37	68

Points	In Paint	Off T/O	2nd Chance	Fast Break	Bench
DSU	18	10	11	5	17
GT	36	10	5	14	19

Last FG - DSU 2nd-01:41, GT 2nd-00:30.  
Largest lead - DSU None, GT by 19 2nd-18:23.

Score tied - 0 times.  
Lead changed - 0 times.

Official Basketball Box Score -- Game Totals -- Final Statistics  
Georgia Tech vs Georgia  
11/15/13 7 p.m. at Stegeman Coliseum - Athens, Ga.

Georgia Tech 80 • 3-0

##	Player	Total		3-Ptr		Rebounds			PF	TP	A	TO	Blk	Stl	Min
		FG-FGA	FG-FGA	FT-FTA	Off	Def	Tot								
04	Carter Jr., Robert	f	1-5	0-2	1-2	1	7	8	4	3	2	1	3	2	19
05	Miller, Daniel	c	6-9	0-0	2-3	3	10	13	3	14	0	0	0	1	34
02	Poole, Solomon	g	2-6	1-5	0-0	1	1	1	0	5	2	1	0	0	15
03	Georges-Hunt, Marcus	g	2-8	0-1	7-8	0	4	4	3	11	2	3	1	2	29
23	Golden, Trae	g	4-11	2-5	8-10	0	2	2	3	18	1	1	0	0	36
01	Poole Jr., Stacey		2-5	1-1	0-0	0	1	1	2	5	0	0	0	0	11
10	Jorgenson, Travis		2-5	0-0	3-4	0	2	2	0	7	1	3	0	1	23
12	Stephens, Quinton		3-8	0-0	1-1	3	1	4	1	7	0	1	0	0	8
24	Holsey, Kammeon		4-8	0-0	2-3	6	6	12	4	10	0	2	0	0	19
30	Heyward, Corey		0-2	0-0	0-0	0	0	0	1	0	1	0	0	2	6
	Team					2	0	2							
	Totals		26-67	4-14	24-31	15	34	49	21	80	9	12	4	8	200

FG % 1st Half:	15-38	39.5%	2nd half:	11-29	37.9%	Game:	26-67	38.8%	Deadball Rebounds	2
3FG % 1st Half:	2-7	28.6%	2nd half:	2-7	28.6%	Game:	4-14	28.6%		
FT % 1st Half:	11-12	91.7%	2nd half:	13-19	68.4%	Game:	24-31	77.4%		

Georgia 71 • 1-1

##	Player	Total		3-Ptr		Rebounds			PF	TP	A	TO	Blk	Stl	Min
		FG-FGA	FG-FGA	FT-FTA	Off	Def	Tot								
11	Forte, Cameron	f	3-7	0-0	2-6	0	5	5	1	8	1	1	1	0	18
15	Williams, Donte	f	2-3	0-0	0-0	3	2	5	4	4	0	1	1	0	18
42	Djuricic, Nemanja	f	3-7	0-2	3-4	0	3	3	2	9	0	0	0	2	23
04	Mann, Charles	g	7-12	4-4	6-9	1	2	3	3	24	3	7	0	2	31
12	Gaines, Kenny	q	3-10	1-6	6-6	2	4	6	4	13	0	1	1	0	29
02	Thornton, Marcus		1-6	0-0	1-2	2	4	6	2	3	2	0	1	0	25
03	Parker, Juwan		2-8	0-4	1-2	0	6	6	1	5	3	0	0	0	22
05	Dixon, Tim		0-0	0-0	0-0	0	2	2	1	0	0	3	0	0	16
25	Geno, Kenny Paul		0-1	0-1	0-0	0	0	0	0	0	0	0	0	0	0+
30	Frazier, J.J.		1-5	1-3	0-0	0	0	0	3	3	1	0	0	0	9
41	Cannon, John		1-1	0-0	0-0	0	2	2	2	2	0	0	3	0	9
	Team					1	1	2							
	Totals		23-60	6-20	19-29	9	31	40	23	71	10	13			

**Official Basketball Box Score -- Game Totals -- Final Statistics**  
**North Carolina A&T vs Georgia Tech**  
**11/24/13 2 p.m. at McCamish Pavilion, Atlanta, Ga.**

**North Carolina A&T 71 • 1-3**

##	Player	Total			3-Ptr			Rebounds			PF	TP	A	TO	Blk	Stl	Min
		FG-FGA	FG-FGA	FT-FTA	FG-FGA	FG-FGA	FT-FTA	Off	Def	Tot							
32	Beckford, Bruce	f	3-7	2-4	4-6	1	10	11	4	12	0	2	0	0	0	27	
42	Taylor, Maurice	f	0-0	0-0	0-0	0	1	1	0	0	2	2	0	1	9		
05	Akinkugbe, Bryan	c	0-1	0-1	0-0	1	0	1	4	0	0	1	0	0	10		
03	Underwood, Jeremy	g	1-6	1-3	0-0	0	3	3	5	3	7	3	0	1	34		
30	Middleton, Lamont	g	3-14	2-4	4-8	2	2	4	3	12	5	1	0	0	32		
00	Simmons, Jerome	g	0-0	0-0	0-0	1	0	1	1	0	0	1	0	0	6		
11	Briscoe, Michael	g	0-0	0-0	0-0	0	0	0	0	0	0	0	0	0	0+		
20	Pack, Richard	g	4-9	1-4	10-13	0	2	2	2	19	1	2	0	0	35		
23	Keyes, Denzel	g	2-2	0-0	0-0	1	0	1	1	4	0	1	0	0	8		
33	Silverand, Waylan	g	0-0	0-0	0-1	0	0	0	5	0	1	1	0	0	9		
34	Doby, Khary	g	6-9	4-6	1-1	1	3	4	17	0	0	0	0	0	23		
44	Burrough, Steven	g	1-2	0-0	2-2	1	1	2	4	4	1	1	1	0	7		
	Team					2	2	4									
	<b>Totals</b>		<b>20-50</b>	<b>10-22</b>	<b>21-31</b>	<b>10</b>	<b>24</b>	<b>34</b>	<b>33</b>	<b>71</b>	<b>16</b>	<b>14</b>	<b>3</b>	<b>2</b>	<b>200</b>		

FG % 1st Half: 11-26 42.3% 2nd half: 9-24 37.5% Game: 20-50 40.0%  
 3FG % 1st Half: 6-11 54.5% 2nd half: 4-11 36.4% Game: 10-22 45.5%  
 FT % 1st Half: 9-13 69.2% 2nd half: 12-18 66.7% Game: 21-31 67.7%

**Georgia Tech 78 • 4-1**

##	Player	Total			3-Ptr			Rebounds			PF	TP	A	TO	Blk	Stl	Min
		FG-FGA	FG-FGA	FT-FTA	FG-FGA	FG-FGA	FT-FTA	Off	Def	Tot							
03	Georges-Hunt, Marcus	f	6-11	2-4	2-5	2	5	7	1	16	0	0	0	1	35		
04	Carter Jr., Robert	f	3-7	0-0	3-6	2	11	13	1	9	3	4	1	3	32		
05	Miller, Daniel	c	4-5	0-0	2-5	4	0	4	5	10	0	0	0	0	20		
11	Bolden, Chris	g	1-6	0-3	1-3	1	0	1	4	3	0	1	0	1	17		
23	Golden, Trae	g	4-9	1-3	11-12	0	1	1	3	20	7	3	0	1	38		
01	Poole Jr., Stacey	g	0-0	0-0	3-4	0	1	1	2	3	0	1	0	1	9		
02	Poole, Solomon	g	2-6	2-5	0-0	0	0	0	3	6	3	0	0	1	15		
12	Stephens, Quinton	g	0-1	0-0	1-2	0	0	0	0	1	0	0	0	0	5		
24	Holsey, Kammeon	g	2-5	0-0	6-9	1	5	6	3	10	2	0	0	1	26		
30	Heyward, Corey	g	0-0	0-0	0-0	0	1	1	2	0	0	1	0	0	3		
	Team					1	1	2									
	<b>Totals</b>		<b>22-50</b>	<b>5-15</b>	<b>29-46</b>	<b>11</b>	<b>25</b>	<b>36</b>	<b>24</b>	<b>78</b>	<b>15</b>	<b>10</b>	<b>1</b>	<b>9</b>	<b>200</b>		

FG % 1st Half: 11-28 39.3% 2nd half: 11-22 50.0% Game: 22-50 44.0%  
 3FG % 1st Half: 3-8 37.5% 2nd half: 2-7 28.6% Game: 5-15 33.3%  
 FT % 1st Half: 8-18 44.4% 2nd half: 21-28 75.0% Game: 29-46 63.0%

Officials: Jerry Heater, Ron Tyburski, Earl Crawford  
 Technical fouls: North Carolina A&T-None. Georgia Tech-None.  
 Attendance: 5639

Score by periods	1st	2nd	Total
North Carolina A&T	37	34	71
Georgia Tech	33	45	78

Last FG - NCAT 2nd-00:36, GT 2nd-01:36.  
 Largest lead - NCAT by 11 2nd-13:46, GT by 9 1st-10:56.

Points NCAT 71, GT 78  
 In Paint 18, T/O 7, Off 12, 2nd 7, Fast 44, Bench 44  
 Points MVSU 44, GT 76  
 In Paint 14, T/O 13, Off 5, 2nd 5, Fast 15, Bench 30

**Official Basketball Box Score -- Game Totals -- Final Statistics**  
**Georgia Tech vs Mississippi**  
**11/29/13 4:32 p.m. at Brooklyn, N.Y. (Barclays Center)**

**Georgia Tech 67 • 5-2**

##	Player	Total			3-Ptr			Rebounds			PF	TP	A	TO	Blk	Stl	Min
		FG-FGA	FG-FGA	FT-FTA	FG-FGA	FG-FGA	FT-FTA	Off	Def	Tot							
03	Georges-Hunt, Marcus	f	3-8	0-2	4-4	2	3	5	3	10	0	2	1	2	25		
04	Carter Jr., Robert	f	3-9	1-2	4-7	4	9	13	1	11	0	3	0	1	25		
05	Miller, Daniel	c	1-2	0-0	0-0	0	5	5	1	2	2	0	1	0	26		
11	Bolden, Chris	g	1-8	0-2	1-2	0	1	1	0	3	1	0	0	0	25		
23	Golden, Trae	g	4-12	1-4	1-3	1	5	6	2	10	5	1	0	0	33		
01	Poole Jr., Stacey	g	1-4	0-1	0-0	0	0	0	0	2	0	2	0	0	9		
02	Poole, Solomon	g	9-16	5-9	1-3	0	0	0	2	24	2	0	0	1	23		
12	Stephens, Quinton	g	0-0	0-0	0-0	1	1	2	2	0	2	1	0	2	11		
24	Holsey, Kammeon	g	1-4	0-0	3-3	1	3	4	2	5	0	3	0	0	16		
30	Heyward, Corey	g	0-0	0-0	0-0	0	0	0	3	0	2	0	0	1	7		
	Team					6	0	6									
	<b>Totals</b>		<b>23-63</b>	<b>7-20</b>	<b>14-22</b>	<b>15</b>	<b>27</b>	<b>42</b>	<b>16</b>	<b>67</b>	<b>14</b>	<b>12</b>	<b>2</b>	<b>7</b>	<b>200</b>		

FG % 1st Half: 7-34 20.6% 2nd half: 16-29 55.2% Game: 23-63 36.5%  
 3FG % 1st Half: 1-10 10.0% 2nd half: 6-10 60.0% Game: 7-20 35.0%  
 FT % 1st Half: 6-8 75.0% 2nd half: 8-14 57.1% Game: 14-22 63.6%

**Mississippi 77 • 5-0**

##	Player	Total			3-Ptr			Rebounds			PF	TP	A	TO	Blk	Stl	Min
		FG-FGA	FG-FGA	FT-FTA	FG-FGA	FG-FGA	FT-FTA	Off	Def	Tot							
34	Jones, Aaron	f	0-4	0-0	0-0	1	5	6	4	0	1	2	4	0	1	24	
04	Cox, Demarco	c	6-9	0-0	3-5	5	8	13	4	15	0	0	1	0	33		
01	Newby, Martavious	g	1-1	0-0	0-0	1	1	2	3	2	2	0	0	0	13		
05	Millinghaus, Derrick	g	5-13	1-1	5-6	0	3	3	1	16	2	2	0	1	29		
32	Summers, Jarvis	g	1-3	1-2	3-4	0	4	4	4	6	1	2	0	1	18		
10	White, LaDarius	g	2-7	0-1	2-2	0	0	0	1	6	2	1	1	0	17		
11	Salz, Sebastian	g	3-3	0-0	1-2	3	2	5	3	7	1	0	1	0	15		
13	Perez, Anthony	g	3-5	2-3	0-0	0	2	2	1	8	0	2	2	0	20		
22	Henderson, Marshall	g	5-16	4-14	1-2	1	1	2	0	15	3	1	0	3	27		
23	Coleby, Dwight	g	1-1	0-0	0-0	0	0	0	2	0	0	1	0	0	4		
	Team					1	2	3									
	<b>Totals</b>		<b>27-62</b>	<b>8-21</b>	<b>15-21</b>	<b>12</b>	<b>28</b>	<b>40</b>	<b>21</b>	<b>77</b>	<b>12</b>	<b>10</b>	<b>6</b>	<b>200</b>			

FG % 1st Half: 13-32 40.6% 2nd half: 14-30 46.7% Game: 27-62 43.5%  
 3FG % 1st Half: 6-13 46.2% 2nd half: 2-8 25.0% Game: 8-21 38.1%  
 FT % 1st Half: 3-5 60.0% 2nd half: 12-16 75.0% Game: 15-21 71.4%

Officials: Ted Valentine, Gerry Pollard, Wally Rutecki  
 Technical fouls: Georgia Tech-None. Mississippi-None.  
 Attendance:  
 Barclays Center Classic Presented by Continental Tire

Score by periods	1st	2nd	Total
Georgia Tech	21	46	67
Mississippi	35	42	77

Last FG - GT 2nd-00:03, MISS 2nd-03:29.  
 Largest lead - GT by 3 1st-14:45, MISS by 21 2nd-07:30.

Points MVSU 77, GT 67  
 In Paint 26, T/O 14, Off 10, 2nd 31, Bench 31  
 Points STJ 27, GT 69  
 In Paint 26, T/O 11, Off 5, 2nd 8, Fast 21, Bench 20

**Official Basketball Box Score -- Game Totals -- Final Statistics**  
**Miss. Valley State vs Georgia Tech**  
**11/26/13 7 p.m. at McCamish Pavilion, Atlanta, Ga.**

**Miss. Valley State 59 • 1-5, 0-0**

##	Player	Total			3-Ptr			Rebounds			PF	TP	A	TO	Blk	Stl	Min
		FG-FGA	FG-FGA	FT-FTA	FG-FGA	FG-FGA	FT-FTA	Off	Def	Tot							
23	Currington, James	f	1-4	0-0	3-4	1	2	3	4	5	0	0	2	1	24		
31	Francis, Julius	c	1-6	0-0	1-2	2	4	6	0	3	0	2	0	0	14		
01	Priar, DeAngelo	g	5-10	3-4	1-2	0	2	2	3	14	4	1	0	1	33		
03	Marshall, Darryl	g	2-3	1-2	0-0	0	0	0	2	5	1	2	0	0	14		
24	McDonald, Anthony	g	6-16	3-11	2-2	0	3	3	2	17	2	1	0	0	28		
00	Vaughn, Vacha	g	0-2	0-1	0-0	1	1	2	0	0	1	0	0	0	6		
02	Washington, Jordan	g	4-5	4-5	0-0	1	3	4	1	12	2	2	0	0	17		
10	Fauntleroy, Thaddeus	g	0-4	0-1	1-2	0	0	0	1	0	1	0	0	1	12		
11	Dobbs, Cameron	g	0-2	0-2	0-0	0	0	0	1	0	1	0	0	0	6		
13	Henry, Cortland	g	0-0	0-0	0-0	0	0	0	0	0	1	0	0	0	6		
22	Ralling, Blake	g	1-6	0-2	0-0	0	1	2	2	2	1	0	0	1	21		
32	Milshtein, Ben	g	0-1	0-0	0-0	1	0	1	0	0	0	0	0	0	3		
33	Hurt, Daniel	g	0-3	0-1	0-2	0	0	0	0	0	0	1	0	2	10		
	Team					3	2	5									
	<b>Totals</b>		<b>20-62</b>	<b>11-29</b>	<b>8-14</b>	<b>10</b>	<b>18</b>	<b>28</b>	<b>15</b>	<b>59</b>	<b>12</b>	<b>11</b>	<b>2</b>	<b>6</b>	<b>200</b>		

FG % 1st Half: 4-31 12.9% 2nd half: 16-31 51.6% Game: 20-62 32.3%  
 3FG % 1st Half: 4-15 26.7% 2nd half: 7-14 50.0% Game: 11-29 37.9%  
 FT % 1st Half: 2-4 50.0% 2nd half: 6-10 60.0% Game: 8-14 57.1%

**Georgia Tech 76 • 5-1, 0-0**

##	Player	Total			3-Ptr			Rebounds			PF	TP	A	TO	Blk	Stl	Min
		FG-FGA	FG-FGA	FT-FTA	FG-FGA	FG-FGA	FT-FTA	Off	Def	Tot							
03	Georges-Hunt, Marcus	f	3-5	0-1	0-0	1	1	2	0	6	3	1	1	2	21		
04	Carter Jr., Robert	f	6-10	0-1	1-1	2	13	15	2	13	4	4	3	0	21		
05	Miller, Daniel	c	4-5	0-0	0-2	2	10	12	0	8	1	1	2	0	20		
11	Bolden, Chris	g	4-10	1-3	0-0	1	2	3	0	9	0	0	1	1	21		
23	Golden, Trae	g	3-4	1-2	3-4	0	2	2	1	10	4	1	0	1	21		
01	Poole Jr., Stacey	g	1-3	0-0	2-4	0	1	1	0	4	1	0	0	0	12		
02	Poole, Solomon	g	2-4	1-2	0-0	1	2	3	2	5	3	3	0	0	17		
12	Stephens, Quinton</																

**Official Basketball Box Score -- Game Totals -- Final Statistics**  
**Illinois vs Georgia Tech**  
**12/3/13 7:15 p.m. at McCamish Pavilion, Atlanta, Ga.**

**Illinois 64 • 7-1**

##	Player	Total			3-Ptr			Rebounds			PF	TP	A	TO	Blk	Stl	Min
		FG	FGA	FT	FTA	Off	Def	Tot									
02	Bertrand, Joseph	f	4-8	2-3	0-0	1	5	6	1	10	1	0	0	0	0	33	
33	Ekey, Jon	f	2-6	1-4	0-0	3	6	9	4	5	0	0	1	0	0	31	
32	Egwu, Nnanna	c	4-11	0-1	1-1	2	2	4	4	9	1	3	2	0	0	29	
13	Abrams, Tracy	g	1-7	0-3	5-6	1	1	2	3	7	2	3	0	0	0	26	
24	Rice, Rayvonte	g	8-15	3-9	5-7	0	3	3	2	24	3	1	2	2	37		
01	Tate, Jaylon	g	0-1	0-1	0-0	0	1	1	0	0	5	0	0	0	0	14	
21	Hill, Malcolm	g	1-1	0-0	0-0	0	0	0	0	2	0	1	1	0	0	6	
22	Morgan, Maverick	g	0-0	0-0	0-0	0	0	0	3	0	1	1	1	1	8		
25	Nunn, Kendrick	g	2-4	1-2	0-0	0	0	0	0	5	0	0	0	0	0	10	
31	Colbert, Austin	g	1-2	0-0	0-1	0	0	0	2	2	0	0	0	0	0	6	
Team						2	3	5									
Totals			23-55	7-23	11-15	9	21	30	19	64	13	11	7	3	200		

FG % 1st Half: 13-30 43.3% 2nd half: 10-25 40.0% Game: 23-55 41.8% Deadball Rebounds 3.1  
 3FG % 1st Half: 6-15 40.0% 2nd half: 1-8 12.5% Game: 7-23 30.4%  
 FT % 1st Half: 1-3 33.3% 2nd half: 10-12 83.3% Game: 11-15 73.3%

**Georgia Tech 67 • 6-3**

##	Player	Total			3-Ptr			Rebounds			PF	TP	A	TO	Blk	Stl	Min
		FG	FGA	FT	FTA	Off	Def	Tot									
03	Georges-Hunt, Marcus	f	7-13	2-3	4-4	2	0	2	2	20	3	1	0	0	0	36	
04	Carter Jr., Robert	f	6-10	2-4	7-8	4	5	9	1	21	3	2	0	0	0	30	
05	Miller, Daniel	c	4-7	0-0	1-2	1	3	4	2	9	1	0	2	1	33		
11	Bolden, Chris	g	1-8	0-3	0-0	0	4	4	1	2	2	1	0	0	0	26	
23	Golden, Trae	g	0-5	0-3	3-5	0	2	3	3	3	0	0	0	0	1	28	
01	Poole Jr., Stacey	g	0-2	0-0	0-0	0	1	1	1	0	0	1	0	0	0	5	
02	Poole, Solomon	g	2-6	2-6	0-0	0	1	1	1	6	0	3	0	0	0	21	
24	Holsey, Kammeon	g	3-5	0-0	0-0	3	2	5	1	6	1	1	0	0	0	17	
30	Heyward, Corey	g	0-0	0-0	0-0	0	1	1	0	0	0	0	0	0	0	4	
Team						2	2	4									
Totals			23-56	6-19	15-19	12	21	33	12	67	13	9	2	2	200		

FG % 1st Half: 13-28 46.4% 2nd half: 10-28 35.7% Game: 23-56 41.1% Deadball Rebounds 3.3  
 3FG % 1st Half: 3-8 37.5% 2nd half: 3-11 27.3% Game: 6-19 31.6%  
 FT % 1st Half: 7-11 63.6% 2nd half: 8-8 100.0% Game: 15-19 78.9%

Officials: Les Jones, Pat Driscoll, Tim Nestor  
 Technical fouls: Illinois-None. Georgia Tech-None.

Attendance: 6516  
 Big Ten/ACC Challenge

Score by periods	1st	2nd	Total
Illinois	33	31	64
Georgia Tech	36	31	67

Last FG - ILL 2nd-01:30, GT 2nd-00:24. Score tied - 5 times.  
 Largest lead - ILL by 12 2nd-09:13, GT by 5 2nd-17:13. Lead changed - 3 times.

**Official Basketball Box Score -- Game Totals -- Final Statistics**  
**Kennesaw State vs Georgia Tech**  
**12/16/13 7 p.m. at McCamish Pavilion, Atlanta, Ga.**

**Kennesaw State 57 • 3-8**

##	Player	Total			3-Ptr			Rebounds			PF	TP	A	TO	Blk	Stl	Min
		FG	FGA	FT	FTA	Off	Def	Tot									
05	Morena, Bernard	f	1-7	0-2	0-2	1	3	4	0	2	0	3	1	1	1	18	
12	Rucker, Nate	f	2-4	0-0	1-3	0	4	4	4	5	0	1	0	0	0	15	
24	Coleman, Orlando	f	5-7	0-1	2-2	3	4	7	1	12	0	1	0	2	0	30	
50	Kouassi, Willy	c	0-3	0-0	0-5	3	5	8	4	0	0	1	3	0	23		
04	Brown, Yonel	g	3-9	0-3	2-3	0	0	0	2	8	2	2	0	0	0	23	
01	Pruitt, Nigel	g	2-4	1-3	1-2	0	0	0	3	6	2	1	0	1	18		
03	Love, Delbert	g	3-13	1-5	0-2	1	3	4	1	7	3	0	0	3	26		
11	Hamilton, Myles	g	0-1	0-1	2-2	0	1	1	3	2	2	0	0	0	16		
21	Drees, Kris	g	0-0	0-0	0-0	0	0	0	3	0	0	0	0	0	7		
23	Wozniak, Tanner	g	0-1	0-1	2-2	0	2	2	0	2	1	1	0	0	7		
45	Osemhen, Andrew	g	5-6	0-0	3-5	0	1	1	4	13	0	1	0	0	17		
Team						6	0	6									
Totals			21-55	2-16	13-28	14	23	37	25	57	10	11	4	7	200		

FG % 1st Half: 11-27 40.7% 2nd half: 10-28 35.7% Game: 21-55 38.2% Deadball Rebounds 5.1  
 3FG % 1st Half: 0-7 0.0% 2nd half: 2-9 22.2% Game: 2-16 12.5%  
 FT % 1st Half: 4-10 40.0% 2nd half: 9-18 50.0% Game: 13-28 46.4%

**Georgia Tech 74 • 8-3**

##	Player	Total			3-Ptr			Rebounds			PF	TP	A	TO	Blk	Stl	Min
		FG	FGA	FT	FTA	Off	Def	Tot									
03	Georges-Hunt, Marcus	f	4-12	0-2	2-4	1	5	6	2	10	3	1	1	0	0	31	
04	Carter Jr., Robert	f	5-6	0-0	5-7	6	9	15	5	15	2	1	2	0	0	30	
05	Miller, Daniel	c	6-9	0-0	4-5	3	5	8	2	16	2	1	3	3	28		
11	Bolden, Chris	g	1-6	1-3	0-0	0	1	1	1	3	0	0	0	0	0	24	
23	Golden, Trae	g	4-7	1-3	6-9	1	4	5	2	15	4	2	0	1	32		
01	Poole Jr., Stacey	g	2-4	0-2	0-2	0	2	2	1	4	1	0	0	1	10		
02	Poole, Solomon	g	1-6	0-1	0-0	0	0	0	1	2	1	3	0	0	9		
12	Stephens, Quinton	g	0-1	0-0	0-0	0	0	0	1	0	0	0	0	0	4		
14	Morris, Jason	g	0-1	0-0	0-0	0	0	0	2	0	0	0	0	0	4		
24	Holsey, Kammeon	g	3-6	0-0	1-2	3	4	7	1	7	0	2	0	1	18		
30	Heyward, Corey	g	1-1	0-0	0-0	0	0	0	1	2	1	1	0	1	10		
Team						2	0	2									
Totals			27-59	2-11	18-29	16	30	46	19	74	14	11	6	7	200		

FG % 1st Half: 14-30 46.7% 2nd half: 13-29 44.8% Game: 27-59 45.8% Deadball Rebounds 3  
 3FG % 1st Half: 0-5 0.0% 2nd half: 2-6 33.3% Game: 2-11 18.2%  
 FT % 1st Half: 10-16 62.5% 2nd half: 8-13 61.5% Game: 18-29 62.1%

Officials: Les Jones, Sean Hull, Louie Andrakakos  
 Technical fouls: Kennesaw State-None. Georgia Tech-None.

Attendance: 5972

Score by periods	1st	2nd	Total
Kennesaw State	26	31	57
Georgia Tech	38	36	74

Last FG - KSU 2nd-00:45, GT 2nd-00:34. Score tied - 3 times.  
 Largest lead - KSU by 3 1st-11:03, GT by 18 2nd-17:24. Lead changed - 8 times.

**Official Basketball Box Score -- Game Totals -- Final Statistics**  
**East Tennessee State vs Georgia Tech**  
**12/7/13 2 p.m. at McCamish Pavilion, Atlanta, Ga.**

**East Tennessee State 57 • 4-6**

##	Player	Total			3-Ptr			Rebounds			PF	TP	A	TO	Blk	Stl	Min
		FG	FGA	FT	FTA	Off	Def	Tot									
13	Merrilweather, A.J.	f	7-13	1-2	3-4	2	5	7	3	18	2	4	0	0	1	34	
20	Harris, Hunter	f	3-5	0-0	2-4	2	0	2	1	8	0	3	0	0	0	21	
35	Gadsden-Gilliard, K.	c	0-5	0-1	0-0	0	3	3	5	0	3	2	0	0	0	25	
01	Mcclain, Petey	g	0-1	0-0	0-0	0	0	0	0	0	1	1	0	0	12		
04	Rembert, Rashawn	g	0-6	0-4	2-2	1	3	4	0	2	0	1	0	2	24		
00	Giplaye, Ron	g	1-3	0-0	0-0	3	0	3	0	2	1	0	0	1	5		
02	Harris, Devin	g	1-4	0-0	0-0	0	2	2	0	2	0	1	0	1	12		
05	Riley, Jalen	g	4-12	0-3	4-4	1	1	2	3	12	1	1	0	2	21		
10	Banks, Isaac	g	1-3	0-1	0-1	1	4	5	0	2	2	1	1	0	12		
11	Halvorsen, Todd	g	0-2	0-2	0-0	0	0	0	0	0	2	1	0	3	7		
15	Wilson, Lester	g	3-11	3-9	0-0	0	1	1	2	9	0	0	0	2	18		
34	Poderis, Lukas	g	1-2	0-0	0-0	2	0	2	1	2	1	0	0	0	9		
Team						4	1	5									
Totals			21-67	4-22	11-15	16	20	36	15	57	13	15	1	13	200		

FG % 1st Half: 7-32 21.9% 2nd half: 14-35 40.0% Game: 21-67 31.3% Deadball Rebounds 1  
 3FG % 1st Half: 3-14 21.4% 2nd half: 1-8 12.5% Game: 4-22 18.2%  
 FT % 1st Half: 6-8 75.0% 2nd half: 5-7 71.4% Game: 11-15 73.3%

**Georgia Tech 87 • 7-3**

##	Player	Total			3-Ptr			Rebounds			PF	TP	A	TO	Blk	Stl	Min
		FG	FGA	FT	FTA	Off	Def	Tot									
03	Georges-Hunt, Marcus	f	8-13	2-5	0-0	1	1	2	1	18	5	0	1	1	23		
04	Carter Jr., Robert	f	5-10	0-1	1-2	1	7	8	1	11	1	1	0	0	22		
05	Miller, Daniel	c	1-1	0-0	2-2	4	6	10	2								





# 2013-14 ROSTER

## NUMERICAL

No.	Name	Pos.	Ht.	Wt.	Cl.	Hometown (High School/College)
1	Stacey Poole, Jr.*	G/F	6-4 ½	199	Jr.	Jacksonville, Fla. (Providence HS/Kentucky)
2	Solomon Poole*	G	6-0	190	So.	Jacksonville, Fla. (North Florida Educational Institute)
3	Marcus Georges-Hunt*	F	6-5	219	So.	College Park, Ga. (North Clayton HS)
4	Robert Carter, Jr.*	F	6-8	247	So.	Thomasville, Ga. (Shiloh HS)
5	Daniel Miller***	C	6-11 ½	275	r-Sr.	Loganville, Ga. (Loganville Christian Academy)
10	Travis Jorgenson	G	6-0	177	Fr.	Columbia, Mo. (Rock Bridge HS/New Hampton School)
11	Chris Bolden*	G	6-3	216	So.	Suwanee, Ga. (North Gwinnett HS)
12	Quinton Stephens	F	6-8 ½	184	Fr.	Atlanta, Ga. (Marist School)
13	Robert Sampson	F	6-8	215	Sr.#	Atlanta, Ga. (Bullis [Md.] School/East Carolina)
14	Jason Morris***	G/F	6-5 ½	231	Sr.	Augusta, Ga. (The Hotchkiss School, Lakeville, Conn.)
23	Trae Golden	G	6-2	205	Sr.#	Powder Springs, Ga. (McEachern/Tennessee)
24	Kammeon Holsey***	F	6-8 ½	234	r-Sr.	Sparta, Ga. (Hancock Central HS)
30	Corey Heyward	G	6-1	221	r-Fr.	Duluth, Ga. (Peachtree Ridge HS/Hargrave Military Academy)
31	Aaron Peek**	G/F	6-4	188	Jr.	Atlanta, Ga. (Benjamin E. Mays HS)
32	Brooks Doyle*	G	6-4	199	So.	Atlanta, Ga. (Marist School)
41	Colin Gurry	G	6-1	183	So.	Canton, Conn. (Canton HS)
42	Rand Rowland	F	6-6	208	Fr.	Cleveland, Ga. (White County HS)
43	Ron Wamer	G	6-2	190	So.	Dacula, Ga. (Mill Creek HS)

## ALPHABETICAL

No.	Name	Pos.	Ht.	Wt.	Cl.	Hometown (High School/College)
11	Chris Bolden*	G	6-3	216	So.	Suwanee, Ga. (North Gwinnett HS)
4	Robert Carter, Jr.*	F	6-8	247	So.	Thomasville, Ga. (Shiloh HS)
32	Brooks Doyle*	G	6-4	199	So.	Atlanta, Ga. (Marist School)
3	Marcus Georges-Hunt*	F	6-5	219	So.	College Park, Ga. (North Clayton HS)
23	Trae Golden	G	6-2	205	Sr.#	Powder Springs, Ga. (McEachern/Tennessee)
41	Colin Gurry	G	6-1	183	So.	Canton, Conn. (Canton HS)
30	Corey Heyward	G	6-1	221	r-Fr.	Duluth, Ga. (Peachtree Ridge HS/Hargrave Military Academy)
24	Kammeon Holsey***	F	6-8 ½	234	r-Sr.	Sparta, Ga. (Hancock Central HS)
10	Travis Jorgenson	G	6-0	177	Fr.	Columbia, Mo. (Rock Bridge HS/New Hampton School)
5	Daniel Miller***	C	6-11 ½	275	r-Sr.	Loganville, Ga. (Loganville Christian Academy)
14	Jason Morris***	G/F	6-5 ½	231	Sr.	Augusta, Ga. (The Hotchkiss School, Lakeville, Conn.)
31	Aaron Peek**	G/F	6-4	188	Jr.	Atlanta, Ga. (Benjamin E. Mays HS)
2	Solomon Poole*	G	6-0	190	So.	Jacksonville, Fla. (North Florida Educational Institute)
1	Stacey Poole, Jr.*	G/F	6-4 ½	199	Jr.	Jacksonville, Fla. (Providence HS/Kentucky)
42	Rand Rowland	F	6-6	208	Fr.	Cleveland, Ga. (White County HS)
13	Robert Sampson	F	6-8	215	Sr.#	Atlanta, Ga. (Bullis [Md.] School/East Carolina)
12	Quinton Stephens	F	6-8 ½	184	Fr.	Atlanta, Ga. (Marist School)
43	Ron Wamer	G	6-2	190	So.	Dacula, Ga. (Mill Creek HS)

\*denotes varsity letters earned; #must sit out 2013-14 season as a transfer

**Head Coach:** Brian Gregory (Oakland, 1990), 3rd year

**Assistant Coaches:** Chad Dollar (Milligan, 1996), 3rd year; Josh Postorino (Dayton, 1999), 3rd year; Billy Schmidt (Wake Forest, 1992), 3rd year

**Director of Player Development:** Bruce Evans (Furman, 1992), 2nd year

**Director of Basketball Operations:** Chris Jacobs (Coe College, 1999), 10th year

**Strength and Conditioning Coach:** Mike Bewley (Eastern Kentucky, 1998), 3rd year

**Athletic Trainer:** Richard Stewart (Salisbury, 2005), 7th year

**Video Coordinator:** Trent Angelucci (South Carolina, 2009), 3rd year

## Pronunciations

Kammeon Holsey	KAMM-ee-on
McCamish Pavilion	Mc-CAME-ish

## BY CLASS

### Freshmen:

Corey Heyward (R), Travis Jorgenson, Rand Rowland, Quinton Stephens

### Sophomores:

Chris Bolden, Robert Carter, Jr., Brooks Doyle, Marcus Georges-Hunt, Colin Gurry, Solomon Poole, Ron Wamer

**Juniors:** Aaron Peek, Stacey Poole, Jr.

### Seniors:

Trae Golden, Kammeon Holsey (R), Daniel Miller (R), Jason Morris, Robert Sampson

## BY STATE

**Connecticut:** Colin Gurry

**Florida:** Solomon Poole, Stacey Poole, Jr.

### Georgia:

Chris Bolden, Robert Carter, Jr., Brooks Doyle, Trae Golden, Corey Heyward, Kammeon Holsey, Marcus Georges-Hunt, Daniel Miller, Jason Morris, Aaron Peek, Rand Rowland, Robert Sampson, Quinton Stephens, Ron Wamer

**Missouri:** Travis Jorgenson

## BY BIRTHDAY

January 9, 1993	Ron Wamer
March 1, 1995	Quinton Stephens
March 21, 1993	Chris Bolden
March 28, 1994	Marcus Georges-Hunt
April 4, 1994	Robert Carter, Jr.
April 5, 1993	Aaron Peek
April 16, 1994	Colin Gurry
April 26, 1995	Travis Jorgenson
June 23, 1992	Robert Sampson
July 1, 1991	Daniel Miller
August 8, 1995	Rand Rowland
August 26, 1991	Jason Morris
August 29, 1993	Corey Heyward
September 4, 1990	Kammeon Holsey
September 28, 1994	Solomon Poole
October 5, 1991	Trae Golden
October 24, 1991	Stacey Poole, Jr.
November 30, 1993	Brooks Doyle

## BY MAJOR

**Aerospace Engineering:** Colin Gurry

### Business Administration:

Chris Bolden, Robert Carter, Jr., Brooks Doyle, Corey Heyward, Marcus Georges-Hunt, Solomon Poole, Rand Rowland, Robert Sampson

### Environmental Engineering:

Quinton Stephens

**Industrial Engineering:** Ron Wamer

### Management:

Daniel Miller, Jason Morris

**Public Policy:** Aaron Peek


### Science, Technology and Culture:

Trae Golden, Kammeon Holsey, Travis Jorgenson, Stacey Poole, Jr.

## BY HEIGHT

6-0	Travis Jorgenson, Solomon Poole
6-1	Colin, Gurry, Corey Heyward
6-2	Trae Golden, Ron Wamer
6-3	Chris Bolden
6-4	Brooks Doyle, Aaron Peek, Stacey Poole, Jr.
6-5	Marcus Georges-Hunt, Jason Morris
6-6	Rand Rowland
6-8	Robert Carter, Jr., Kammeon Holsey, Robert Sampson, Quinton Stephens
6-11	Daniel Miller


# RADIO-TV ROSTER




**Chris Bolden** 11  
G • 6-3 • So.




**Robert Carter, Jr.** 4  
F • 6-8 • So.



**Brooks Doyle** 32  
G • 6-4 • So.




**Marcus Georges-Hunt** 3  
F • 6-5 • So.



**Trae Golden** 23  
G • 6-2 • Sr.




**Colin Gurry** 41  
G • 6-1 • So.



**Corey Heyward** 30  
G • 6-1 • r-Fr.




**Kammeon Holsey** 24  
F • 6-8 1/2 • r-Sr.



**Travis Jorgenson** 10  
G • 6-0 • Fr.




**Daniel Miller** 5  
C • 6-11 1/2 • r-Sr.




**Jason Morris** 14  
G/F • 6-5 1/2 • Sr.




**Aaron Peek** 31  
F • 6-4 • Jr.




**Solomon Poole** 2  
G • 6-0 • So.




**Stacey Poole, Jr.** 1  
G • 6-4 • Jr.




**Rand Rowland** 42  
F • 6-6 • Fr.



**Robert Sampson** 13  
F • 6-8 • Sr.



**Quinton Stephens** 12  
F • 6-8 1/2 • Fr.



**Ron Wamer** 43  
G • 6-2 • So.



**Brian Gregory**  
Head Coach



**Chad Dollar**  
Assistant Coach



**Josh Postorino**  
Assistant Coach



**Billy Schmidt**  
Assistant Coach



**Bruce Evans**  
Director of Player  
Development



**Chris Jacobs**  
Director of Operations