

3 NATIONAL CHAMPIONSHIPS | 6 SEC CHAMPIONSHIPS | 21 BOWL WINS | 33 BOWL APPEARANCES | 616 ALL-TIME VICTORIES



54 FIRST-TEAM ALL AMERICANS | 19 NFL FIRST ROUND PICKS | 276 PRO DRAFT SELECTIONS | 183 TELEVISION APPEARANCES

#### OLE MISS COACHING STAFF

Houston Nutt (f) ..... Head Coach  
 Kim Dameron (pb) ..... Safeties  
 Ron Dickerson (f) ..... Wide Receivers  
 Mike Markuson (f) ..... Co-Offensive Coordinator/OL  
 Derrick Nix (f) ..... Running Backs  
 Tyrone Nix (f) ..... Asst. HC/Defensive Coordinator/LB  
 Terry Price (f) ..... Defensive Line  
 Dave Rader (pb) ..... Co-Offensive Coordinator/QB  
 James Shibest (f) ..... Special Teams Coordinator/ TE  
 Chris Vaughn (f) ..... Recruiting Coordinator/CB  
 Lanier Goethie (f) ..... Defensive GA  
 Clark Irwin (f) ..... Offensive GA

Game Location: (f) - field; (pb) - press box

#### RANKINGS:

Ole Miss ..... AP - NR/Coaches - NR  
 Vanderbilt ..... AP - NR/Coaches - NR

#### TELEVISION (SEC NETWORK):

Dave Neal ..... Play-by-Play  
 Andre Ware ..... Analyst  
 Cara Capuano ..... Sideline

#### RADIO (OLE MISS RADIO NETWORK):

David Kellum ..... Play-by-Play  
 Harry Harrison ..... Analyst  
 Stan Sandroni ..... Sideline/Locker Room  
 Gary Darby ..... Pre- & Post-Game Host  
 Brett Norsworthy ..... Pre- & Post-Game Host

Satellite: Sirius 219 XM 200

Internet: OleMissSports.com RebelVision(subscription)



#### GAME THREE

Date ..... Sept. 18, 2010  
 Time ..... 11:21 AM CT  
 Series Record ..... Ole Miss leads 41-28  
 Television ..... SEC Network  
 Site ..... Oxford, Miss.  
 Venue ..... Vaught-Hemingway Stadium  
 Capacity ..... 60,580  
 Surface ..... FieldTurf  
 Live Stats ..... OleMissSports.com



#### WHAT TO WATCH FOR ...

- This game will be the 85th meeting between Ole Miss and Vanderbilt dating back to 1894. The Rebels lead the series 47-35-2 and have won 13 of the last 17 meetings since 1992, including last year's 23-7 win in Nashville.
- The Rebels hold a 22-4 series advantage in games played in Oxford, despite a 23-17 loss to Vanderbilt in 2008. Ole Miss leads 47-17-2 in SEC games versus VU. Vanderbilt won the first 19 games in the series, with Ole Miss having won 47 of the last 65 games played between the two teams.
- The Rebels are kicking off league play with Vanderbilt for the sixth time in the last eight seasons.
- Ole Miss is opening SEC play in Oxford for just the second time since 2002 and third time since 2000.
- The Rebels are seeking to snap a six-game skid in SEC openers. Ole Miss is 30-43-3 in SEC openers. The last league-opening win came in 2003 in Nashville, 24-21 over the Commodores. The Rebels are just 2-15 in their last 17 conference openers.
- Ole Miss is 16-16 when opening its SEC schedule at home (including home games played in Jackson and Memphis). The Rebels have a 6-8 record when opening their SEC schedule in Oxford.
- Ole Miss is aiming for a 2-1 start for the third straight year.

## 2010 OLE MISS SCHEDULE

DATE	OPPONENT	SITE	TIME	NOTES/SERIES INFORMATION
SEPT. 4	JACKSONVILLE STATE (CSS)	OXFORD	L, 49-48 (2OT)	Rebels lose 31-10 halftime lead
Sept. 11	at Tulane (ESPN2/ESPN Classic)	New Orleans	W, 27-13	Summers posts 165 receiving yards
SEPT. 18	VANDERBILT* (SEC NETWORK)	OXFORD	11:21 A.M.	OLE MISS LEADS 47-35-2
SEPT. 25	FRESNO STATE	OXFORD	TBA	FIRST MEETING
OCT. 2	KENTUCKY*	OXFORD	TBA	OLE MISS LEADS 26-13-1
Oct. 16	at Alabama*	Tuscaloosa	TBA	Alabama leads 46-9-2
Oct. 23	at Arkansas*	Fayetteville	TBA	Arkansas leads 29-26-1
OCT. 30	AUBURN*	OXFORD	TBA	AUBURN LEADS 25-9
NOV. 6	LOUISIANA-LAFAYETTE (HC)	OXFORD	TBA	OLE MISS LEADS 2-0
Nov. 13	at Tennessee*	Knoxville	TBA	Tennessee leads 43-19-1
Nov. 20	at LSU*	Baton Rouge	TBA	LSU leads 55-39-4
NOV. 27	MISSISSIPPI STATE*	OXFORD	TBA	OLE MISS LEADS 60-40-6

\* - SEC game

(HC) - Homecoming

All Times Central and Subject to Change

## OLE MISS MEDIA RELATIONS

**Kyle Campbell\*** Primary Media Contact

e-mail: [ekcampbe@olemiss.edu](mailto:ekcampbe@olemiss.edu)

Duties: Main Football Contact

**Kim Ling** Associate Media Relations Director

e-mail: [kling@olemiss.edu](mailto:kling@olemiss.edu)

Duties: Game Program

**Bill Bunting** Associate Media Relations Director

e-mail: [wbunting@olemiss.edu](mailto:wbunting@olemiss.edu)

**Joey Jones\*** Associate Media Relations Director

e-mail: [joeyj@olemiss.edu](mailto:joeyj@olemiss.edu)

Duties: Player Interviews

**Daniel Snowden\*** Assistant Media Relations Director

e-mail: [desnowde@olemiss.edu](mailto:desnowde@olemiss.edu)

Duties: Game Notes, Stats

**Kristen Saibini** Assistant Media Relations Director

e-mail: [klsaibin@olemiss.edu](mailto:klsaibin@olemiss.edu)

\* Football Contacts

### Overnight Address:

908 All-American Dr.

### Mailing Address:

PO Box 217

University, MS 38677

Phone - 662.915.7522

Fax - 662.915.7006

## SEC TELECONFERENCE

Coach Houston Nutt will be available on the weekly Southeastern Conference Teleconference every Wednesday, beginning September 1 and concluding November 24, from 11:10-11:20 a.m. (CT). The number is available through the SEC office or the Athletics Media Relations office. Below is the order of participants:

- 10:00 a.m. - Les Miles, LSU
- 10:10 a.m. - Steve Spurrier, South Carolina
- 10:20 a.m. - Urban Meyer, Florida
- 10:30 a.m. - Robbie Caldwell, Vanderbilt
- 10:40 a.m. - Derek Dooley, Tennessee
- 10:50 a.m. - Nick Saban, Alabama
- 11:00 a.m. - Bobby Petrino, Arkansas
- 11:10 a.m. - Houston Nutt, Ole Miss
- 11:20 a.m. - Mark Richt, Georgia
- 11:30 a.m. - Dan Mullen, Mississippi State
- 11:40 a.m. - Gene Chizik, Auburn
- 11:50 a.m. - Joker Phillips, Kentucky

## OLEMISSSPORTS.COM

For updated statistics, rosters, game notes and all Rebel news on the internet, go to the official Ole Miss athletics website at [OleMissSports.com](http://OleMissSports.com). For those out of range of the Mississippi Network's radio broadcast, live audio of the game is available through [OleMissSports.com](http://OleMissSports.com)'s RebelVision, which also offers subscribers live webcasts of Coach Nutt's weekly press conferences and home postgame press conferences as well as video replays of home games and select road games.

## VIDEO HIGHLIGHTS

Ole Miss offers free ftp downloads of game highlights and interviews with coaches and players for television stations to use during regularly scheduled news/sportscasts. To access the Ole Miss ftp site please contact J Stern at [jsstern@olemiss.edu](mailto:jsstern@olemiss.edu).

## OLE MISS GAME WEEK MEDIA SCHEDULE

SUNDAY	MONDAY	TUESDAY	WEDNESDAY	THURSDAY	FRIDAY
<ul style="list-style-type: none"> <li>Practice Closed</li> <li>Coach Nutt available on teleconference at 3 p.m.</li> <li>Player interviews for Monday press conference due by 3 p.m.</li> </ul>	<ul style="list-style-type: none"> <li>No Practice</li> <li>Coach Nutt press conference at 2 p.m. in IPF Team Meeting Room</li> <li>Selected players available following press conference</li> </ul>	<ul style="list-style-type: none"> <li>Practice open to media and video first 20 minutes</li> <li>Coach Nutt, assistant coaches and players available after practice</li> </ul>	<ul style="list-style-type: none"> <li>Practice open to media and video first 20 minutes</li> <li>Coach Nutt, assistant coaches and players available after practice</li> </ul>	<ul style="list-style-type: none"> <li>Practice open to media and video first 20 minutes</li> <li>Coach Nutt available after practice</li> <li>No assistant coach or player interviews</li> </ul>	<ul style="list-style-type: none"> <li>Practice Closed</li> <li>Coach Nutt available at walk-thru on the road</li> <li>No assistant coach or player interviews</li> </ul>

## CREDENTIALS

Beginning with the 2010 season, all credential requests should be made through Ole Miss' new online credentialing website: [www.sportssystem.com/OleMiss](http://www.sportssystem.com/OleMiss). All requests should be made as early as possible and should be limited to working press only. Working space in Ole Miss' Vaught-Hemingway Stadium press box will be allotted on the following basis: (1) Daily newspapers covering for Sunday publication and television stations covering for weekend news programs; (2) Sports editors of Mississippi daily newspapers; (3) Radio personnel for an originating broadcast; (4) Official school daily, one seat only; (5) Television sports directors and approved special coverage; (6) Press and TV working photographers, weekly press representatives, non-broadcasting radio representatives and internet sites whose primary purpose is to gather news and disseminate it.

## PHOTOGRAPHERS

Credentials for sideline photographers will be issued on the basis of circulation, with priority granted to agencies covering the participating schools on a regular basis. All photographers must exchange their photo pass for armbands in order to be admitted to the sidelines. This may be done at the media "Will Call" table next to the press box elevators. Gameday flip cards will be available at that location.

## PARKING

Media parking passes should be requested at the same time press box or sideline passes are requested. Only a limited number of parking passes are available. The lot just to the west of the Turner Center (the former Intercollegiate Athletics lot) is reserved for media parking. Entry is available from Hill Drive. A golf cart is available to help members of the media transport heavy equipment from the press parking area to the press box.

## GAMEDAY SERVICES

Members of the media covering Ole Miss will be provided with pregame notes for both teams, a game program and a flipcard. Statistics and a running play-by-play will be handed out after each quarter. Approximately 30 minutes following the completion of the game, a final statistical book, including complete team and individual statistics, running play-by-play and postgame quotes from players and coaches, will be available.

## WEEKLY PRESS CONFERENCE

Coach Houston Nutt holds a weekly press conference each Monday during the season, beginning at 2:00 p.m. (CT), in the team meeting room of the Indoor Practice Facility, which is adjacent to Vaught-Hemingway Stadium/Hollingsworth Field. Members of the media unable to attend the Monday press conference may participate via the telephone. The number for the two-way teleconference may be obtained by contacting the Athletics Media Relations office at (662) 915-7522. A brief teleconference for Coach Nutt will also be held each Sunday following a game at 3 p.m. (same phone number and code as Monday press conference).

## COACHES/PLAYER INTERVIEWS

### During Game Week

Selected players will be available Monday following Coach Nutt's weekly press conference. All media interviews will be held in the team meeting room. All requests for player interviews during the week should be made at least one day in advance with Kyle Campbell (662-915-7522). Members of the media who wish to interview players on Monday MUST e-mail or text Kyle Campbell by 3 p.m. (CT) Sunday to request interviews. Players and assistant coaches will be available upon request after practice on Tuesday and Wednesday.

### After Practice

Practice will be closed to the public. The first 20 minutes of practice will be open to the media on Tuesday, Wednesday and Thursday. Coach Nutt will be available for media after each practice in the team meeting room.

### After the Game

Coach Nutt will hold a postgame news conference with the media in the team meeting room of the Indoor Practice Facility. Athletics Media Relations office representatives will be available to assist in postgame interviews. Complete postgame plans will be announced on gameday in the press box. An Athletics Media Relations staff member will accompany members of the press wishing to go to the sidelines, beginning with five minutes remaining in the final quarter.

## TEAM STATISTICS

OLE MISS	OPPONENT	CATEGORY	VANDERBILT	OPPONENT
39	36	First Downs	30	43
17	11	By Rushing	15	24
22	23	By Passing	12	14
0	2	By Penalty	3	5
8-75	11-60	Penalties-Yards	16-143	8-55
2-2	4-2	Fumbles-Lost	7-1	7-1
89	62	Rushing Attempts	70	96
329	197	Rushing Yards	257	423
3.7	3.2	Yards Per Rush	3.7	4.4
164.5	98.5	Rushing Yards Per Game	128.5	211.5
42-29	67-44	Pass Attempts-Completions	49-27	42-28
524	470	Passing Yards	310	334
262.0	235.0	Passing Yards Per Game	155.0	167.0
131	129	Total Offensive Plays	119	138
853	667	Total Offense	567	757
426.5	333.5	Total Offense Per Game	283.5	378.5
75	62	Total Points	24	50

## INDIVIDUAL STATISTICS

### OLE MISS

Rushing	Att.	Yds.	Avg.	TD
Brandon Bolden	24	136	5.7	2
Enrique Davis	31	101	3.3	2

Passing	Att.	Comp.	Yds.	TD/Int.
Jeremiah Masoli	30	21	390	1/2
Nathan Stanley	12	8	134	3/0

Receiving	Rec.	Yds.	Avg.	TD
Markeith Summers	7	197	28.1	2
Brandon Bolden	5	70	14.0	0
Jesse Grandy	4	53	13.2	1

Punting	No.	Yds.	Avg.	Long
Tyler Campbell	5	215	43.0	60

Punt Returns	No.	Yds.	Avg.	Long
Jesse Grandy	1	0	0.0	0

KO Returns	No.	Yds.	Avg.	Long
Derrick Herman	5	83	16.6	23

Scoring	TD	FG	PAT	Total
Bryson Rose	0	4-4	9-9	21

Tackles	UT-AT	TT	TFL	Other
Jonathan Cornell	10-8	18	4.0-21	3 Sack
Damien Jackson	10-5	15	0.0-0	
Johnny Brown	5-9	14	0.0-0	3 PBU
Charles Sawyer	9-3	12	0.0-0	

### VANDERBILT

Rushing	Att.	Yds.	Avg.	TD
Warren Norman	18	114	6.3	1
Zac Stacy	18	88	4.9	1

Passing	Att.	Comp.	Yds.	TD/Int.
Larry Smith	48	27	310	1/1

Receiving	Rec.	Yds.	Avg.	TD
Brandon Barden	9	101	11.2	1
Jonathan Krause	5	77	15.4	0

Punting	No.	Yds.	Avg.	Long
Richard Kent	16	619	38.7	57

Punt Returns	No.	Yds.	Avg.	Long
Zac Stacy	2	6	3.0	7

KO Returns	No.	Yds.	Avg.	Long
Warren Norman	6	140	23.3	29

Scoring	TD	FG	PAT	Total
Brandon Barden	1	0-0	0-0	6
Ryan Fowler	0	2-3	0-1	6
Warren Norman	1	0-0	0-0	6
Zac Stacy	1	0-0	0-0	6

Tackles	UT-AT	TT	TFL	Other
Chris Marve	9-9	18	0.5-1	
Sean Richardson	15-3	18	3.5-14	
Jay Fullam	12-5	17	1.0-1	2 FF
John Stokes	7-6	13	0.5-5	1 FR

## LAST FIVE MEETINGS

**October 1, 2009 - #18 Ole Miss 23, Vanderbilt 7 at Nashville**  
Jevan Snead passed for three touchdowns as No. 18 Ole Miss bounced back with a 23-7 victory over Vanderbilt. Snead matched his season high with three TDs against Vanderbilt in helping the Rebels (3-1) to their best start since 2002 when they opened 5-1. Marcus Temple intercepted Larry Smith in the end zone with 10:55 left to help preserve a 23-7 lead.

**September 20, 2008 - Vanderbilt 23, Ole Miss 17 at Oxford**  
Mike Wallace returned a kickoff 98 yards and Peria Jerry scored on a 13-yard fumble return, but the Rebel offense could not capitalize in the red zone in a 23-17 loss to Vanderbilt in Oxford. The Commodores intercepted Ole Miss quarterback Jevan Snead four times on the afternoon. Ryan Hamilton led Vanderbilt with three of those interceptions, and he returned one 79 yards for a touchdown.

**September 15, 2007 - Vanderbilt 31, Ole Miss 17 at Nashville**  
Chris Nickson threw for 200 yards and ran for 78 and a TD to lead Vanderbilt over the Rebels. Cassen Jackson-Garrison paced the Commodore running game as he ran for 127 yards and three TDs. Brent Schaeffer relieved quarterback Seth Adams in the fourth quarter and brought the Rebels to within one score, 17-24, but then failed to complete a pass on Ole Miss' following drive.

Mike Wallace led the Rebels as he hauled in 4 catches for 139 yards and two TDs.

**October 7, 2006 - Ole Miss 17, Vanderbilt 10 at Oxford**  
BenJarvus Green-Ellis ran for 101 yards and two second-quarter TDs and Charles Clark had a game-saving interception in a 17-10 Ole Miss victory. Vandy QB Chris Nickson was 11-of-13 for 95 yards and directed the 'Do to their only TD before leaving late in the first half with an ankle injury. Ole Miss LB Rory Johnson had 16 tackles, forced three fumbles and broke up a pass.

**September 17, 2005 - Vanderbilt 31, Ole Miss 23 at Nashville**  
Jay Cutler threw for 314 yards and ran for another 58, leading Vanderbilt to a 31-23 victory over Ole Miss. Vanderbilt came into its home opener after winning two road games and looked ready to rout the Rebels, leading 24-3 at half. But Ole Miss scored 20 straight points in the second half and had a chance to tie the game after Mike Espy's 51-yard punt return for a touchdown.

## TOP REBEL PERFORMANCES VS. VANDERBILT

### INDIVIDUAL

**Rushing Yards:** Stephen Hindman, 30-215, 2 TDs (11-25-1967)  
**Passing Yards:** Eli Manning, 41-24-0-386, 2 TDs (9-21-2002)  
**Total Offense:** Eli Manning, 396 (10 rush, 386 pass) (9-21-2002)  
**Receptions:** Bill Flowers, 10-75 (9-18-2004) and LeMay Thomas, 10-130, TD (10-28-1995)  
**Receiving Yards:** Eddie Small, 6-210, 2 TDs (9-18-1993)  
**All-Purpose Yards:** Deuce McAllister, 215 (9-16-2000)

### TEAM














**Points Scored:** 63 (W, 63-28), 1979 in Oxford  
**Points Allowed:** 91 (L, 0-91), 1915 at Memphis














## SERIES HISTORY

Ole Miss leads 47-35-2

In SEC games: ..... Ole Miss leads 47-16-2  
In Oxford: ..... Ole Miss leads 22-4  
In Nashville: ..... Vanderbilt leads 26-21-2  
In Memphis: ..... Vanderbilt leads 5-3  
In Jackson: ..... Ole Miss leads 1-0

Year	Site	Score	Year	Site	Score
1894	Nashville	...L, 0-40	1966	Jackson	...W, 34-0
1899	Memphis	...L, 0-11	1967	Nashville	...W, 28-7
1900	Nashville	...L, 0-6	1970	Nashville	...W, 26-16
1902	Nashville	...L, 0-29	1971	Oxford	...W, 28-7
1903	Nashville	...L, 0-33	1972	Nashville	...W, 31-7
1904	Nashville	...L, 0-69	1973	Oxford	...W, 24-14
1906	Nashville	...L, 0-29	1974	Nashville	...L, 14-24
1907	Nashville	...L, 0-60	1975	Oxford	...W, 17-7
1908	Nashville	...L, 0-29	1976	Nashville	...W, 20-3
1909	Nashville	...L, 0-17	1977	Oxford	...W, 26-14
1910	Nashville	...L, 2-9	1978	Nashville	...W, 35-10
1911	Nashville	...L, 0-21	1979	Oxford	...W, 63-28
1912	Nashville	...L, 0-24	1980	Nashville	...W, 27-14
1915	Memphis	...L, 0-91	1981	Oxford	...L, 23-27
1916	Nashville	...L, 0-35	1982	Nashville	...L, 10-19
1925	Nashville	...L, 0-7	1983	Oxford	...W, 21-14
1929	Nashville	...L, 7-19	1984	Nashville	...L, 20-37
1930	Nashville	...L, 0-24	1985	Oxford	...W, 35-7
1938	Nashville	...L, 7-13	1986	Nashville	...W, 28-12
1939	Memphis	...W, 14-7	1987	Oxford	...W, 42-14
1940	Nashville	...W, 13-7	1988	Nashville	...W, 36-28
1942	Memphis	...L, 0-19	1989	Oxford	...W, 24-16
1945	Nashville	...W, 14-7	1990	Nashville	...W, 14-13
1946	Memphis	...L, 0-7	1991	Oxford	...L, 27-30
1947	Nashville	...L, 6-10	1992	Nashville	...L, 9-31
1948	Oxford	...W, 20-7	1993	Oxford	...W, 49-7
1949	Nashville	...L, 27-28	1994	Nashville	...W, 20-14
1950	Nashville	...L, 14-20	1995	Oxford	...W, 21-10
1951	Memphis	...L, 20-34	1996	Nashville	...W, 20-9
1952	Nashville	...T, 21-21	1997	Oxford	...W, 15-3
1953	Oxford	...W, 28-6	1998	Nashville	...W, 30-6
1954	Nashville	...W, 22-7	1999	Oxford	...L, 34-37 (ot)
1955	Memphis	...W, 13-0	2000	Nashville	...W, 12-7
1956	Oxford	...W, 16-0	2001	Oxford	...W, 38-27
1957	Nashville	...W, 28-0	2002	Oxford	...W, 45-38
1959	Nashville	...W, 33-0	2003	Nashville	...W, 24-21
1960	Nashville	...W, 26-0	2004	Oxford	...W, 26-23 (ot)
1961	Oxford	...W, 47-0	2005	Nashville	...L, 23-31
1962	Memphis	...W, 35-0	2006	Oxford	...W, 17-10
1963	Oxford	...W, 27-7	2007	Nashville	...L, 17-31
1964	Nashville	...T, 7-7	2008	Oxford	...L, 17-23
1965	Oxford	...W, 24-7	2009	Nashville	...W, 23-7

<b>8</b> <b>QB</b>		<b>JEREMIAH MASOLI</b> SR • 5-11 • 220 • San Francisco, Calif. <table> <tr> <th>Att.</th><th>Com.</th><th>Yards</th><th>TDs</th></tr> <tr> <td>21</td><td>30</td><td>390</td><td>1</td></tr> </table>	Att.	Com.	Yards	TDs	21	30	390	1	<b>LAST GAME:</b> Accounted for 308 yards and two TDs in first start as a Rebel ... Completed 14-of 20 passes for 281 yards, one TD and one interception, while rushing for 27 yards and a score. <b>NOTES:</b> Transferred to Ole Miss from Oregon ... Helped lead the Ducks to the Rose Bowl last season and was named the first team All-PAC-10 quarterback.
Att.	Com.	Yards	TDs								
21	30	390	1								
<b>12</b> <b>QB</b>		<b>NATHAN STANLEY</b> SO • 6-5 • 215 • Tahlequah, Okla. <table> <tr> <th>Att.</th><th>Com.</th><th>Yards</th><th>TDs</th></tr> <tr> <td>12</td><td>8</td><td>134</td><td>3</td></tr> </table>	Att.	Com.	Yards	TDs	12	8	134	3	<b>LAST GAME:</b> Played one series at Tulane after missing practice time with sore shoulder ... 2-for-2 for 1 yard. <b>NOTES:</b> Passed for 133 yards and three TDs against Jacksonville State, which is the most TDs for a Rebel QB in their first career start since Eli Manning passed for five against Murray State in 2001 ... Passed for 163 yards and one touchdown a year ago ... Attended the Manning Passing Academy this summer.
Att.	Com.	Yards	TDs								
12	8	134	3								
<b>34</b> <b>RB</b>		<b>BRANDON BOLDEN</b> JR • 5-11 • 215 • Baton Rouge, La. <table> <tr> <th>Att.</th><th>Yards</th><th>Avg.</th><th>TDs</th></tr> <tr> <td>24</td><td>136</td><td>5.7</td><td>2</td></tr> </table>	Att.	Yards	Avg.	TDs	24	136	5.7	2	<b>LAST GAME:</b> Posted 68 all-purpose yards (32 rushing, 36 receiving on four catches). <b>NOTES:</b> Recorded his third career 100-yard rushing game vs. Jacksonville State ... Saw action in all 13 games with eight starts in 2009 ... Finished second on the team in rushing with 129 carries for 614 yards and four touchdowns.
Att.	Yards	Avg.	TDs								
24	136	5.7	2								
<b>33</b> <b>FB</b>		<b>E.J. EPPERSON</b> SO • 6-2 • 250 • Humboldt, Tenn. <table> <tr> <th>Att.</th><th>Yards</th><th>Avg.</th><th>TDs</th></tr> <tr> <td>0</td><td>0</td><td>0.0</td><td>0</td></tr> </table>	Att.	Yards	Avg.	TDs	0	0	0.0	0	<b>LAST GAME:</b> Helped Ole Miss pile up 374 yards of offense. <b>NOTES:</b> Against Jacksonville State, blocked for Brandon Bolden as he rushed for 104 yards and one TD and helped the Rebels rack up 237 yards on the ground ... A converted tight end.
Att.	Yards	Avg.	TDs								
0	0	0.0	0								
<b>16</b> <b>SE</b>		<b>MARKEITH SUMMERS</b> SR • 6-3 • 205 • Olive Branch, Miss. <table> <tr> <th>Rec.</th><th>Yards</th><th>Avg.</th><th>TDs</th></tr> <tr> <td>7</td><td>197</td><td>28.1</td><td>2</td></tr> </table>	Rec.	Yards	Avg.	TDs	7	197	28.1	2	<b>LAST GAME:</b> Recorded his first career 100-yard game with five catches for 165 yards including a 70-yard TD strike ... Marked the seventh highest single-game receiving yard total in Ole Miss history. <b>NOTES:</b> Tops team in all receiving categories ... Led the team in yards per catch (23.2) in 2009 ... Ranked second on team in TD catches (4), with three scores of 45 yards or longer.
Rec.	Yards	Avg.	TDs								
7	197	28.1	2								
<b>10</b> <b>FL</b>		<b>JESSE GRANDY</b> SO • 6-0 • 165 • Pine Bluff, Ark. <table> <tr> <th>Rec.</th><th>Yards</th><th>Avg.</th><th>TDs</th></tr> <tr> <td>4</td><td>53</td><td>13.2</td><td>1</td></tr> </table>	Rec.	Yards	Avg.	TDs	4	53	13.2	1	<b>LAST GAME:</b> Registered two catches in each of the first two games ... Notched a season-long 51-yard kickoff return at Tulane. <b>NOTES:</b> Earned starting flanker job after spring practice ... Also is the Rebels' starting kickoff and punt returner ... Averaged 25.7 yards per kickoff return and returned two kicks for TDs last season.
Rec.	Yards	Avg.	TDs								
4	53	13.2	1								
<b>83</b> <b>TE</b>		<b>FERBIA ALLEN</b> SO • 6-4 • 245 • Pine Bluff, Ark. <table> <tr> <th>Rec.</th><th>Yards</th><th>Avg.</th><th>TDs</th></tr> <tr> <td>2</td><td>37</td><td>18.5</td><td>0</td></tr> </table>	Rec.	Yards	Avg.	TDs	2	37	18.5	0	<b>LAST GAME:</b> Helped Ole Miss pile up 374 yards of offense while allowing only one sack for second straight game. <b>NOTES:</b> Tied for the team lead with two catches for 37 yards, including a long of 20 yards, vs. Jacksonville State ... Caught six passes for 46 yards with a long of 13 on the season in 2009.
Rec.	Yards	Avg.	TDs								
2	37	18.5	0								
<b>79</b> <b>RT</b>		<b>BOBBY MASSIE</b> SO • 6-6 • 310 • Lynchburg, Va. <table> <tr> <th>GS</th><th>Rush/G</th><th>Pass/G</th><th>PPG</th></tr> <tr> <td>2</td><td>164.5</td><td>262.0</td><td>37.5</td></tr> </table>	GS	Rush/G	Pass/G	PPG	2	164.5	262.0	37.5	<b>LAST GAME:</b> Helped Ole Miss pile up 374 yards of offense while allowing only one sack for second straight game. <b>NOTES:</b> Helped the Rebel offense roll up 48 points and 479 yards vs. Jacksonville State ... A preseason second team All-SEC pick by Lindy's ... Saw action in all 13 games, starting the final five at right tackle.
GS	Rush/G	Pass/G	PPG								
2	164.5	262.0	37.5								
<b>55</b> <b>RG</b>		<b>MICHAEL BROWN</b> RFR • 6-5 • 305 • Lexington, Texas <table> <tr> <th>GS</th><th>Rush/G</th><th>Pass/G</th><th>PPG</th></tr> <tr> <td>0</td><td>164.5</td><td>262.0</td><td>37.5</td></tr> </table>	GS	Rush/G	Pass/G	PPG	0	164.5	262.0	37.5	<b>LAST GAME:</b> Stepped in for the injured Josh Tatum late in the game. <b>NOTES:</b> Saw the first action of his career in the season opener versus Jacksonville State ... A member of the Rebels' field goal and PAT protection unit.
GS	Rush/G	Pass/G	PPG								
0	164.5	262.0	37.5								
<b>76</b> <b>C</b>		<b>A.J. HAWKINS</b> SO • 6-4 • 305 • Lithonia, Ga. <table> <tr> <th>GS</th><th>Rush/G</th><th>Pass/G</th><th>PPG</th></tr> <tr> <td>2</td><td>164.5</td><td>262.0</td><td>37.5</td></tr> </table>	GS	Rush/G	Pass/G	PPG	2	164.5	262.0	37.5	<b>LAST GAME:</b> Helped Ole Miss pile up 374 yards of offense while allowing only one sack for second straight game. <b>NOTES:</b> Helped the Rebel offense roll up 48 points and 479 yards vs. Jacksonville State ... Came out of preseason as the Rebels' starting center ... Saw action in 10 games as a backup a year ago.
GS	Rush/G	Pass/G	PPG								
2	164.5	262.0	37.5								
<b>73</b> <b>LG</b>		<b>ALEX WASHINGTON</b> JR • 6-4 • 335 • Monroe, La. <table> <tr> <th>GS</th><th>Rush/G</th><th>Pass/G</th><th>PPG</th></tr> <tr> <td>2</td><td>164.5</td><td>262.0</td><td>37.5</td></tr> </table>	GS	Rush/G	Pass/G	PPG	2	164.5	262.0	37.5	<b>LAST GAME:</b> Helped Ole Miss pile up 374 yards of offense while allowing only one sack for second straight game. <b>NOTES:</b> Helped the Rebel offense roll up 48 points and 479 yards vs. Jacksonville State ... Earned the starting left guard spot in the spring ... Saw action in all 13 games in 2009 with one start.
GS	Rush/G	Pass/G	PPG								
2	164.5	262.0	37.5								
<b>78</b> <b>LT</b>		<b>BRADLEY SOWELL</b> JR • 6-7 • 315 • Hernando, Miss. <table> <tr> <th>GS</th><th>Rush/G</th><th>Pass/G</th><th>PPG</th></tr> <tr> <td>2</td><td>164.5</td><td>262.0</td><td>37.5</td></tr> </table>	GS	Rush/G	Pass/G	PPG	2	164.5	262.0	37.5	<b>LAST GAME:</b> Helped Ole Miss pile up 374 yards of offense while allowing only one sack for second straight game. <b>NOTES:</b> Helped the Rebel offense roll up 48 points and 479 yards vs. Jacksonville State ... Named Most Improved Offensive Player from spring drills ... Started and played in 12 games in 2009.
GS	Rush/G	Pass/G	PPG								
2	164.5	262.0	37.5								
<b>81</b> <b>K</b>		<b>BRYSON ROSE</b> SO • 6-0 • 193 • Raleigh, NC. <table> <tr> <th>FGs</th><th>Long</th><th>PATs</th><th>Pts</th></tr> <tr> <td>4/4</td><td>41</td><td>9/9</td><td>21</td></tr> </table>	FGs	Long	PATs	Pts	4/4	41	9/9	21	<b>LAST GAME:</b> Connected on all three PATs and both field goals, including a career-long 41-yarder. <b>NOTES:</b> Leads SEC in all kicking categories ... Named the Rebels' starting placekicker during fall camp ... Appeared in one game a year ago (Southeastern Louisiana) and was a perfect 2-for-2 on PATs.
FGs	Long	PATs	Pts								
4/4	41	9/9	21								

<b>7</b> <b>DE</b>		<b>WAYNE DORSEY</b> JR • 6-6 • 265 • Baltimore, Md. <table> <tr> <th>Tackles</th><th>TFLs</th><th>Sacks</th><th>FF</th></tr> <tr> <td>4</td><td>1.0</td><td>0.0</td><td>0</td></tr> </table>	Tackles	TFLs	Sacks	FF	4	1.0	0.0	0	<b>LAST GAME:</b> Posted a TFL for second straight game and finished with three total stops. <b>NOTES:</b> An All-American junior college transfer finished the spring as a starter at defensive end ... Named the No. 1 junior college recruit in the nation by Scout.com .... A standout high school basketball player, averaged 15 points and 13 rebounds as a senior.
Tackles	TFLs	Sacks	FF								
4	1.0	0.0	0								
<b>57</b> <b>NT</b>		<b>JERRELL POWE</b> SR • 6-2 • 320 • Waynesboro, Miss. <table> <tr> <th>Tackles</th><th>TFLs</th><th>Sacks</th><th>FF</th></tr> <tr> <td>2</td><td>1.0</td><td>0.0</td><td>0</td></tr> </table>	Tackles	TFLs	Sacks	FF	2	1.0	0.0	0	<b>LAST GAME:</b> Did not record a tackle. <b>NOTES:</b> Voted a team captain prior to the season ... A preseason first team All-SEC pick by numerous outlets ... Named to the Outland, Nagurski, Lombardi Award watch lists ... Saw action in all 13 games with 10 starts at nose tackle in 2009 ... Tied for team lead and tied for 8th in the SEC in TFLs (12.0).
Tackles	TFLs	Sacks	FF								
2	1.0	0.0	0								
<b>99</b> <b>DT</b>		<b>TED LAURENT</b> SR • 6-1 • 303 • Powder Springs, Ga. <table> <tr> <th>Tackles</th><th>TFLs</th><th>Sacks</th><th>FF</th></tr> <tr> <td>2</td><td>1.0</td><td>0.0</td><td>0</td></tr> </table>	Tackles	TFLs	Sacks	FF	2	1.0	0.0	0	<b>LAST GAME:</b> Assisted on a stop in first start of season. <b>NOTES:</b> Received the Jeff Hamm Memorial Award for the Most Improved Defensive Player from spring drills ... Saw action in all 13 games with three starts at nose tackle a year ago ... Recorded 12 tackles (six solo) including 2.5 TFLs and 0.5 sack.
Tackles	TFLs	Sacks	FF								
2	1.0	0.0	0								
<b>40</b> <b>DE</b>		<b>KENTRELL LOCKETT</b> SR • 6-5 • 260 • Hahnville, La. <table> <tr> <th>Tackles</th><th>TFLs</th><th>Sacks</th><th>QH</th></tr> <tr> <td>3</td><td>1.0</td><td>1.0</td><td>0</td></tr> </table>	Tackles	TFLs	Sacks	QH	3	1.0	1.0	0	<b>LAST GAME:</b> Posted ninth quarterback sack of his career, which is the most among active players ... Totaled three tackles ... Returned to action after missing opener with heart rhythm concerns. <b>NOTES:</b> Named a team captain in the preseason ... Received the 2010 Chucky Mullins Courage Award in the spring ... Ranked second on the team in both TFLs (10.0) and sacks (5.0) a year ago.
Tackles	TFLs	Sacks	QH								
3	1.0	1.0	0								
<b>15</b> <b>WLB</b>		<b>JOEL KIGHT</b> SO • 5-9 • 225 • Lithonia, Ga. <table> <tr> <th>Tackles</th><th>TFLs</th><th>Sacks</th><th>INT</th></tr> <tr> <td>7</td><td>1.0</td><td>1.0</td><td>0</td></tr> </table>	Tackles	TFLs	Sacks	INT	7	1.0	1.0	0	<b>LAST GAME:</b> Recorded two tackles. <b>NOTES:</b> Posted five tackles, a TFL and a QB sack in first collegiate start vs. Jacksonville State ... Earned the will linebacker spot in the spring ... Saw action in every game last season ... Recorded 18 tackles (10 solo) as a top reserve.
Tackles	TFLs	Sacks	INT								
7	1.0	1.0	0								
<b>51</b> <b>MLB</b>		<b>JONATHAN CORNELL</b> SR • 6-1 • 235 • Azusa, Calif. <table> <tr> <th>Tackles</th><th>TFLs</th><th>Sacks</th><th>FF</th></tr> <tr> <td>18</td><td>4.0</td><td>3.0</td><td>1</td></tr> </table>	Tackles	TFLs	Sacks	FF	18	4.0	3.0	1	<b>LAST GAME:</b> Posted career-high 3.0 sacks and career-high tying 11 tackles ... Marked most sacks by a Rebel since 2008 ... Added a forced fumble and pass break-up. <b>NOTES:</b> Ranks top-three in SEC in tackles, TFLs and sacks ... Voted a team captain prior to the season ... Started 21 games in a row at MLB ... Ranked third on the team in tackles with 79 (41 solo) in 2009.
Tackles	TFLs	Sacks	FF								
18	4.0	3.0	1								
<b>9</b> <b>SLB</b>		<b>ALLEN WALKER</b> SR • 6-1 • 230 • Olive Branch, Miss. <table> <tr> <th>Tackles</th><th>TFLs</th><th>Sacks</th><th>PD</th></tr> <tr> <td>12</td><td>0.0</td><td>0.0</td><td>0</td></tr> </table>	Tackles	TFLs	Sacks	PD	12	0.0	0.0	0	<b>LAST GAME:</b> Credited with five tackles. <b>NOTES:</b> Finished with seven stops (four solo) vs. Jacksonville State ... Saw action in all 13 games and started 10 at Sam linebacker in 2009 ... Ranked sixth on the team in tackles (51), along with 5.0 TFLs.
Tackles	TFLs	Sacks	PD								
12	0.0	0.0	0								
<b>42</b> <b>LB</b>		<b>D.T. SHACKELFORD</b> SO • 6-1 • 235 • Decatur, Ala. <table> <tr> <th>Tackles</th><th>TFLs</th><th>Sacks</th><th>QH</th></tr> <tr> <td>5</td><td>1.0</td><td>1.0</td><td>1</td></tr> </table>	Tackles	TFLs	Sacks	QH	5	1.0	1.0	1	<b>LAST GAME:</b> Registered three tackles. <b>NOTES:</b> Notched two tackles and one QB sack in action as top reserve vs. Jacksonville State ... Considered a starter by the coaches ... Named SEC All-Freshman (Coaches) in 2009 ... Saw action in 11 games ... Posted 20 tackles (15 solo) including 2.0 TFLs and one interception returned for a touchdown.
Tackles	TFLs	Sacks	QH								
5	1.0	1.0	1								
<b>4</b> <b>LCB</b>		<b>MARCUS TEMPLE</b> JR • 5-10 • 188 • Manquin, Va. <table> <tr> <th>Tackles</th><th>TFLs</th><th>INT</th><th>PD</th></tr> <tr> <td>10</td><td>0</td><td>0</td><td>2</td></tr> </table>	Tackles	TFLs	INT	PD	10	0	0	2	<b>LAST GAME:</b> For second straight game, collected four tackles (two solo) and one pass break-up ... Also added a fumble recovery. <b>NOTES:</b> Has made four career starts in secondary, including first two games of the year ... Saw action in all 13 games in 2009 ... Recorded 16 tackles (11 solo) and one interception.
Tackles	TFLs	INT	PD								
10	0	0	2								
<b>20</b> <b>SS</b>		<b>JOHNNY BROWN</b> SR • 6-0 • 212 • Charleston, Miss. <table> <tr> <th>Tackles</th><th>TFLs</th><th>INT</th><th>PD</th></tr> <tr> <td>14</td><td>0.0</td><td>0</td><td>3</td></tr> </table>	Tackles	TFLs	INT	PD	14	0.0	0	3	<b>LAST GAME:</b> Credited with four tackles and two pass break-ups. <b>NOTES:</b> Notched sixth career double-digit tackle game with 10 vs. Jacksonville State ... Voted a team captain prior to the season ... Started and played in 12 games, missing only Northern Arizona ... Finished second on the team with 81 tackles (47 solo) and had one interception on the season.
Tackles	TFLs	INT	PD								
14	0.0	0	3								
<b>35</b> <b>FS</b>		<b>FON INGRAM</b> SR • 6-0 • 205 • Atlanta, Ga. <table> <tr> <th>Tackles</th><th>TFLs</th><th>Sacks</th><th>INT</th></tr> <tr> <td>6</td><td>0.0</td><td>0.0</td><td>0</td></tr> </table>	Tackles	TFLs	Sacks	INT	6	0.0	0.0	0	<b>LAST GAME:</b> Finished third on team in tackles with six in second career start and first of year. <b>NOTES:</b> Missed the Jacksonville State game after having his knee scoped during preseason camp ... Missed only one game in 2008 and 2009 ... Boasts three career interceptions.
Tackles	TFLs	Sacks	INT								
6	0.0	0.0	0								
<b>6</b> <b>RCB</b>		<b>JEREMY MCGEE</b> SR • 5-10 • 185 • New Orleans, La. <table> <tr> <th>Tackles</th><th>TFLs</th><th>INT</th><th>PD</th></tr> <tr> <td>7</td><td>0.0</td><td>0.0</td><td>1</td></tr> </table>	Tackles	TFLs	INT	PD	7	0.0	0.0	1	<b>LAST GAME:</b> Notched three tackles and a pass break-up. <b>NOTES:</b> Saw action in all 13 games with one start last season ... Ranked seventh on the team in tackles with 49 (29 solo), 1.5 TFLs and two interceptions on the season ... Helped the Rebels rank 11th in the NCAA in pass efficiency defense (101.52 eff.) and 15th in pass defense (174.38 ypg).
Tackles	TFLs	INT	PD								
7	0.0	0.0	1								
<b>97</b> <b>P</b>		<b>TYLER CAMPBELL</b> SO • 6-2 • 210 • Little Rock, Ark. <table> <tr> <th>Punts</th><th>Avg.</th><th>Long</th><th>Inside 20</th></tr> <tr> <td>5</td><td>43.0</td><td>60</td><td>0</td></tr> </table>	Punts	Avg.	Long	Inside 20	5	43.0	60	0	<b>LAST GAME:</b> Punted four times for 184 yards with a 60-yarder, the second-longest of his career. <b>NOTES:</b> Named SEC All-Freshman by the SEC coaches in 2009 ... Punted in 11 games ... No. 2 punter in the SEC and No. 12 in the NCAA (43.95 ypp) ... Notched nine punts of 50-plus yards ... Pinned 13 punts inside the 20-yard line.
Punts	Avg.	Long	Inside 20								
5	43.0	60	0								

## OLE MISS HEAD COACH HOUSTON NUTT

**Houston Nutt** (Oklahoma State, 1981) is in his third season at the Ole Miss helm, after being named the University's 36th head football coach on Nov. 28, 2007. His first two seasons in Oxford saw him lead the Rebels to back-to-back Cotton Bowl victories and earn SEC Coach of the Year billing for the third time in his career and Region top coaching honors for the fifth time in 2008. He was also named the FCA Coach of the Year in 2009. During his 10 years as the head coach at Arkansas, Nutt guided the Razorbacks to eight bowl berths, three SEC Western Division titles, two SEC Championship game appearances and an average of more than seven wins per season. He also served head coaching stints at Boise State and Murray State, where he captured two OVC Championships.

## VANDERBILT HEAD COACH ROBBIE CALDWELL

**Robbie Caldwell** was promoted to head coach on July 14, 2010, after serving eight years as assistant head coach and offensive line coach. He is veteran coach, having served more than three decades in the collegiate ranks. Caldwell has coached some of the top linemen in Vanderbilt history. Williams, became the highest offensive lineman ever taken from Vanderbilt in the NFL Draft when Chicago made him the No. 14 overall pick. Before joining Vanderbilt, Caldwell coached the North Carolina line for two years after lengthy stays at North Carolina State and Furman.

## VANDERBILT SCOUTING REPORT

The Commodores have opened the season 0-2 with losses to Northwestern to start the year and to LSU last weekend. VU is only averaging 12.0 points per game on offense. Sophomore Warren Norman leads the Vanderbilt rushing attack with 114 yards and a touchdown on just 18 carries this season. At quarterback, Larry Smith has thrown for 310 yards and a TD in two games, while Brandon Barden has posted nine catches for 101 yards and a score.

Defensively, Chris Marve and Sean Richardson lead the team with 18 tackles each, while Richardson also has a team-best 3.5 TFLs.

## NUTT'S WINNING WAYS

In his first two seasons in Oxford, Rebel head coach **Houston Nutt** immediately reversed the Rebels' fortunes and became the first Ole Miss coach to guide the Rebels to a bowl win in each of his first two seasons. Last season Nutt guided Ole Miss to a 9-4 record and a second-straight win in the Cotton Bowl. In his two seasons in Oxford, Nutt has led the Rebels to 18 wins and back-to-back nine-win seasons for the first time 1961-62 and back-to-back January bowl victories for the first time since 1960-61. In his first season with the Rebels, Nutt led one of the greatest turnarounds in school history, posting a 9-4 record and a 5-3 mark in the SEC, reviving a Rebel squad that was coming off four straight losing seasons and a 3-8 campaign with no conference wins in 2007. It marked the team's best improvement from one season to the next since legendary Ole Miss Coach John Vaught's debut in 1947. Nutt's efforts earned him SEC Coach of the Year honors (SEC Coaches and Touchdown Club of Atlanta) for the third time in his decorated career and AFCA Region Coach of the Year accolades for the fifth time. Including his decade of success at Arkansas, Nutt has guided his teams to 10 bowl berths in the past 12 seasons, most of any SEC Western Division coach during this span. Nutt's squads recorded eight or more wins in eight of those 12 campaigns and nine or more victories in eight of those seasons in the SEC.

## SUMMERS CATCHES ON

Senior wide out Markeith Summers had a career day against the Green Wave last Saturday. He posted a career-best 165 yards receiving on five catches including a 70-yard TD strike. It was the seventh-highest single-game total in Ole Miss history and earned Summers Honorable Mention Wide Receiver of the Week from the College Football Performance Awards.

## OLE MISS BY THE NUMBERS

- 100,000 - Dollars Donated To Ole Miss By Houston Nutt
- 60, 580 - Vaught-Hemingway Stadium Capacity
- 44,500 - Season Tickets Sold In 2010
- 616 - All-Time Victories
- 276 - Pro Draft Picks
- 244 - Weeks Ranked In The AP Poll
- 218 - TFLs The Last Three Years
- 207 - Shutouts In Ole Miss History
- 183 - Television Appearances
- 54 - First Team All-Americans
- 24 - Academic All-Americans
- 33 - Bowl Appearances (17th All-Time)
- 22 - NFL Players Under Houston Nutt
- 21 - Bowl Wins (11th All-Time)
- 19 - NFL First Round Picks
- 18 - Wins During Houston Nutt's 1st Two Seasons
- 11 - Overtime Games
- 10 - College Football Hall of Fame Inductees
- 8 - Sugar Bowl Appearances (4th All-Time)
- 6 - Heisman Trophy Finalists
- 6 - SEC Championships
- 4 - Rhodes Scholars
- 3 - National Championships
- 2 - Cotton Bowl Championships The Last Two Years
- 1 - Highest Ranking In AP Poll

## "WATCH" OUT FOR THESE GUYS

Rebels on awards watch list ...

### Kentrell Lockett

Hendricks Award (Best Defensive End)

### Jerrell Powe

Outland Trophy (Best Interior Lineman)

Nagurski Trophy (Best Defensive Player)

Rotary Lombardi Award (Best Lineman)

## 2010 PRESEASON HONORS

### JOHNNY BROWN - SAFETY

- Second Team All-SEC (Birmingham News)
- Third Team All-SEC (Phil Steele)

### JONATHAN CORNELL - LINEBACKER

- Second Team All-SEC (Birmingham News)

### JESSE GRANDY- WIDE RECEIVER/KICK RETURNER

- Fourth Team All-SEC (Phil Steele)

### KENTRELL LOCKETT - DEFENSIVE LINEMAN

- Hendricks Award Watch List
- First Team All-SEC (Athlon, Lindy's)
- Second Team All-SEC (Birmingham News, Phil Steele, SEC Media Days)

### BOBBY MASSIE - OFFENSIVE LINEMAN

- Second Team All-SEC (Lindy's)

### JERRELL POWE - DEFENSIVE LINEMAN

- Outland Trophy Watch List
- Nagurski Trophy Watch List
- Rotary Lombardi Award Watch List
- Second Team All-American (The Kickoff)
- Third Team All-American (CBS Sportsline, Phil Steele)
- Honorable Mention All-American (Consensus Draft Services, NationalChamps.net)
- First Team All-SEC (Birmingham News, Phil Steele, Sporting News, Blue Ribbon, SEC Coaches, SEC Media Days)
- Second Team All-SEC (Athlon, Lindy's)

### BRADLEY SOWELL- OFFENSIVE LINEMAN

- Fourth Team All-SEC (Phil Steele)

### ALLEN WALKER - LINEBACKER

- Fourth Team All-SEC (Phil Steele)

## OLE MISS IN THE NFL

Ole Miss has produced 22 NFL players under third-year head coach Houston Nutt. The Rebels also produced two first-round picks in the same season in Michael Oher and Peria Jerry for the first time in school history in 2009. Twenty-seven former Ole Miss players are currently on an NFL including 2008 Super Bowl MVP Eli Manning and 2009 All-Pro LB Patrick Willis.

## OLE MISS ON THE WEB

Websites: OleMissSports.com

OleMissSportsBlog.com

Twitter: @RebelCoachNutt

@OleMissNow

Facebook: facebook.com/olemisssports

## SACK ATTACK

Senior linebacker Jonathan Cornell posted a career-high 3.0 QB sacks and a career-high tying 11 tackles in helping Ole Miss to a road win over Tulane. The 3.0 sacks marked the most for a Rebel since Greg Hardy recorded 3.0 against Mississippi State in 2008. Cornell leads Ole Miss and ranks top-three in the SEC in tackles (9.0 pg), sacks (1.5 pg) and TFLs (2.0 pg).

## ROSE LEADS SEC

Sophomore placekicker Bryson Rose has started out the 2010 season a perfect 13-for-13 on kicks. He connected on a career-long 41-yard field goal as part of a perfect that day that helped Ole Miss to a road win over Tulane last Saturday, as he finished 2-for-2 on FGs and 3-for-3 on PATs. Rose tops the SEC in every kicking category, including scoring (10.5 ppg), field goals (2.0 pg), field goal pct. (4/4) and PAT pct. (9/9).

## ODDS AND ENDS

- Ole Miss ranks second in the SEC in scoring at 37.5 points per game ... The Rebels also lead in the SEC in pass efficiency (195.8) and are third in passing offense (262.0/g).
- The Rebel defense is tied for second in the SEC in sacks (3.5/g), while the Ole Miss offense is third in the SEC only allowing 1.0 sack per game.
- Ole Miss has been flagged for only eight penalties this season, which is the second fewest in the league.

## TENNESSEE REBELS

The Ole Miss roster features five players from the neighboring state of Tennessee, including OL **Jared Duke** (Cleveland), FB **E.J. Epperson** (Humboldt), OL **Michael Brown** (Lexington), TEs Z. Mason and Jack Nuismer (Nashville).

## OLE MISS IN SEPTEMBER

- Ole Miss is 144-76-7 (.650 winning pct.) all-time during the month of September.
- Ole Miss is 100-36-6 (.710 winning pct.) all-time versus non-conference opponents during the month.
- The Rebels are 44-39-1 (.536 winning pct.) in September SEC games, including an 11-8 (.579 winning percentage) record in games played in Oxford.
- The Rebels went 2-1 in September last season (at Memphis, W, 45-14; Southeastern Louisiana, W, 52-6; at South Carolina, L, 10-16).

## FIRST TIME STARTERS

- Three players made their first career start at Tulane: (Offense) **Jeremiah Masoli** (QB), **Josh Tatum** (OL), **Devin Thomas** (RB).
- Six players made their first career start against Jacksonville State: (Offense) **Nathan Stanley** (QB), **A.J. Hawkins** (C); (Defense) **Wayne Dorsey** (DE), **Gerald Rivers** (DE), **Joel Kight** (WLB) and **Damien Jackson** (FS).

## DEBUTS

Fifteen Rebels have made their debut this season: **Frank Crawford** (CB), **Wayne Dorsey** (DE), **Martez Eastland** (RB), **Clarence Jackson** (LB), **Damien Jackson** (S), **Ja-Mes Logan** (WR), **Mike Marry** (LB), **Jeremiah Masoli** (QB), **Brishen Mathews** (S), **Emmanuel McCray** (OL), **Korvic Neat** (WR), **Charles Sawyer** (CB), **Jeff Scott** (RB), **Evan Swindall** (OL), **Josh Tatum** (OL).

## NO FLAG FOOTBALL

Ole Miss played a spotless game against Jacksonville State, with the Rebels playing the entire game without committing a penalty. It is believed to be the first time since 1944 Ole Miss has not been flagged for a penalty in a game.

## GET 'EM WHILE THEY'RE HOT

At last count, Ole Miss has sold approximately 44,500 season tickets, which is just short of the school-record 51,000 sold last year. That total includes an allotment of 7,500 tickets for Ole Miss students.

## CLOSE TO HOME

The Rebels will play all of their games this season either in Oxford or in a state that borders Mississippi. Ole Miss' four road games this season (Alabama, Arkansas, Tennessee and Tulane) are all played in states that neighbor the Magnolia State.

## TEAM CAPTAINS

On August 29, **Houston Nutt** announced the team captains for the 2010 season. This year's permanent captains, which are all seniors, include: on offense, WR **Lionel Breaux**; and on defense, SS **Johnny Brown**, LB **Jonathan Cornell**, DE **Kentrell Lockett** and DT **Jerrell Powe**.

## GRADUATING REBELS

Five student-athletes on the Ole Miss football team have already received their undergraduate degrees. DT **LaMark Armour** has earned his B.A. in criminal justice, while OL **Zach Brent** has his B.S. in pharma-

## OLE MISS FOOTBALL TV/RADIO NETWORK

### Ole Miss Football This Week

Station	Times
FS South	Sunday, 5 p.m.; Tuesday, 3 p.m.
CSS	Wednesday, 4:30 p.m.
Cox Cable	Wednesday, 5 p.m.
WJTV (Jackson)	Sunday, 10:30 p.m.
WTOK (Meridian)	Sunday, 10 p.m.

### Ole Miss Radio Network

City	Station (Frequency)
Amory	.WAFM-AM (1580 AM)
Biloxi	.WBUV-FM (104.9)
Brookhaven	.WBKN-FM (92.1)
Cornith	.WXRZ-FM (94.3)
Greenwood	.WTCD-FM (96.9)
Hattiesburg	.WFMM-FM (97.3)
Hazlehurst	.WDXO-FM (92.9)
Jackson	.WFMN-FM (97.3)
Kosciusko	.WLIN-FM (101.1)
Lexington, Tenn.	.WZLT-FM (99.3)
Louisville	.WLSM-FM (107.1)
McComb	.WAZA-FM (107.7)
Memphis, Tenn.	.WHBQ-AM (560)
Meridian	.WZKR-FM (103.3)
Natchez	.WKSO-FM (97.3)
Oxford	.WQLI-FM (93.7)
Philadelphia	.WHOC-AM (1490)
Prentiss	.WJDR-FM (98.3)
Tupelo	.WWMR-FM (102.9)
Vicksburg	.WVBG-AM (1420)
Waynesboro	.WABO-AM (990)
West Point	.WROB-AM (1450)
Yazoo City	.WBYP-FM (107.1)

*Affiliate list subject to change.*

*Broadcasts can be heard over the internet through*

*OleMissSports.com's RebelVision.*

*Provided by TeleSouth Communications.*

## CAREER STARTS BY POSITION

### —OFFENSE—

SE	LT	LG	C	RG	RT	TE	FL	QB	RB	FB	WR
Breaux (2) Summers (1)	Sowell (14)	Washington (3)	Hawkins (2)	R. Johnson (5) Tatum (1)	Massie (7)	Allen (7)	Breaux (8) Summers (4)	Masoli (1) Stanley (1)	Bolden (10) Thomas (1)	D. Davis (1)	Summers (6) Breaux (3) Grandy (2)

### —DEFENSE—

LE	DT	NT	RE	WLB	MLB	SLB	LCB	SS	FS	RCB	NB
Dorsey (2)	L. Scott (16) Laurent (1)	Powe (12) Laurent (10) L. Scott (4)	Lockett (29) Rivers (1)	Cornell (3) Kight (2)	Cornell (26)	Walker (20)	Temple (2) McGee (1)	J. Brown (15) Ingram (1)	J. Brown (7) Jackson (1)	McGee (3)	Temple (3)

## NUTT EFFECT

Below charts the Ole Miss' amazing turnaround in their first three seasons under head coach Houston Nutt compared with the previous three season. The Rebels' rank in the SEC is in parentheses.

Category	2005 (SEC)	2006 (SEC)	2007 (SEC)	2008 (SEC)	2009 (SEC)	2010 (SEC)
Wins	3 (1)	4 (2)	3 (0)	9 (5)	9 (4)	1 (0)
Total Offense	281.7 (11th)	261.5 (12th)	345.2 (9th)	407.6 (3rd)	402.4 (5th)	426.5 (6th)
Total Defense	332.6 (7th)	353.9 (11th)	423.4 (12th)	307.2 (5th)	314.7 (4th)	333.5 (11th)
Scoring Offense	13.5 (12th)	15.7 (12th)	20.1 (12th)	32.0 (2nd)	29.5 (5th)	37.5 (2nd)
Scoring Defense	22.3 (7th)	22.9 (9th)	28.5 (11th)	19.0 (5th)	17.7 (4th)	31.0 (12th)
Rush Offense	73.3 (12th)	125.4 (8th)	131.5 (11th)	186.5 (2nd)	183.6 (6th)	164.5 (8th)
Rush Defense	153.3 (9th)	158.9 (11th)	199.1 (11th)	85.5 (2nd)	140.3 (6th)	98.5 (5th)
Pass Efficiency	103.3 (11th)	100.3 (12th)	110.4 (11th)	144.3 (3rd)	125.9 (8th)	195.8 (1st)
Sacks By	18 (10th)	14 (11th)	21 (10th)	38 (1st)	36 (2nd)	7 (2nd)
Sacks Allowed	29 (7th)	29 (9th)	28 (9th)	20 (4th)	17 (4th)	2 (3rd)
3rd Down %	31.9% (11th)	29.3% (12th)	38.0% (8th)	43.4% (2nd)	41.2% (2nd)	39.1% (9th)
Opp. 3rd Down %	44.0% (11th)	42.6% (11th)	43.4% (11th)	32.1% (3rd)	29.7% (1st)	37.0% (9th)
Kickoff Coverage	42.4 (5th)	41.8 (7th)	34.9 (12th)	44.9 (3rd)	43.1 (5th)	44.2 (9th)
Field Goals	50.0% (12th)	82.4% (2nd)	64.7% (11th)	81.0% (2nd)	75.0 (8th)	100.0 (1st)

ceutical sciences. LB **Jonathan Cornell** has completed his B.S. in political science, FB **Derrick Davis** has his B.S. in social work and DE **Kentrell Lockett** has completed his B.A. in journalism.

### REBS DEDICATE SEASON

Ole Miss will dedicate its 2010 season to former-player Bennie Arbam, who died during off-season workouts in February. The Rebels will wear a "BA" sticker on the back of their helmets to honor Arbam's memory.

### EARLY TV SLATE SET

The time for Ole Miss' first three games of the season have been set by the SEC's television partners. The Rebels' road opener at Tulane will be shown by ESPN2/ESPN Classic at 8 p.m., while the Vanderbilt game will be televised on the SEC Network at 11:21 a.m.

### CHUCKY MULLINS COURAGE AWARD

In the spring, DE **Kentrell Lockett** was been selected as the 2010 recipient of the Chucky Mullins Courage Award, which goes to a rising senior defensive player each year. The award, sponsored by Phi Beta Sigma fraternity, honors the late Chucky Mullins, who had his Ole Miss career come to an end during the 1989 Homecoming game against Vanderbilt when

he was paralyzed after making a tackle. After returning to his studies at Ole Miss, Mullins passed away on May 6, 1991. Lockett, who wears No. 40, will have the honor of wearing a "38" patch on his jersey during his senior campaign. Mullins wore No. 38 as a player at Ole Miss.

### QUARTERBACKS

The Rebels return only one quarterback from last season in sophomore **Nathan Stanley**, but do welcome a pair of talented newcomers in **Randall Mackey** and **Jeremiah Masoli**. Mackey was a first team All-American quarterback last season at East Mississippi C.C., where he racked up over 3,700 yards and 37 TDs. Masoli comes to Oxford after a successful two-year career at Oregon where he helped lead the Ducks to the 2010 Rose Bowl and was named the first team All Pac-10 quarterback last season. Stanley backed up last season's starting quarterback Jevan Snead and threw for 163 yards and one TD in limited action.

### RUNNING BACKS

The Rebels return three of their top five rushers from a year ago, but do lose 1,000-yard rusher Dexter McCluster. Junior **Brandon Bolden** is Ole Miss' leading returning rusher after posting 614 yards and four TDs on the ground. The Rebels also return a pair of backs in junior **Enrique Davis** and sopho-

more **Rodney Scott**, both of whom rushed for a pair of TDs.

### WIDE RECEIVER

Ole Miss must replace seniors Shay Hodge and Dexter McCluster at wideout. Hodge became the first player in school history to post a 1,000-yard receiving season and McCluster was the first player in SEC to record a 500-yard receiving and a 1,000-yard rushing year in the same season. The Rebels have a pair of seniors looking to fill Hodge and McCluster's roles. **Markeith Summers** posted almost 400 yards receiving last year and led the squad with a 23.2 ypc average, while **Lionel Breaux** finished fifth on the team with 13 catches last season.

### OFFENSIVE LINE

The Rebel O-line returns two key starters from a unit that helped the Rebels tie for second in the SEC in sacks allowed (17) and fifth in total offense (402.4 ypg). Tackle **Bradley Sowell** was named the most improved offensive player of the spring by the coaching staff, while tackle **Bobby Massie** earned preseason second-team All-SEC honor from Lindy's. Ole Miss must replace three experienced players on the line in center Daverin Gerald and guards John Jerry and Reid Neely. That trio combined for 103 starts over their career.

## NUTT ERA YIELDING RECORD-SETTING ATTENDANCE

Ole Miss has produced record-setting attendance and season ticket sales under third-year head coach Houston Nutt. Just consider the following facts:

- The Rebels have sold 95,500 season tickets during Nutt's last two seasons, including approximately 44,500 in 2010.
- Ole Miss has played before a total of 817,172 home fans during the Nutt era for an average of 54,478 fans per game.
- The Rebels set a school record with 51,000 season tickets sold in 2009.
- The largest home crowd in school history of 62,657 was on hand for the 2009 Ole Miss-Alabama game.
- Three of the five largest crowds in school history have come during Nutt's tenure (Alabama 2009, LSU 2009, and Tennessee 2009).
- The average home attendance of 55,767 in 2009 was the second-highest mark in school history.
- Ole Miss has played before a home crowd of more than 60,000 three times under Houston Nutt.





## OTHER OFFENSIVE NOTES

- **Dave Rader** comes to Oxford to take over co-offensive coordinator and quarterbacks coach duties after Kent Austin accepted the head coaching job at Cornell. The former Tulsa head coach, Rader last coached in the SEC with the Alabama Crimson Tide from 2003-06. He will work with co-offensive coordinator Mike Markuson, who also is the Rebels' offensive line coach.

- Sophomore **Ferbia Allen** is back after starting five games at tight end a year ago. He is expected to get help at tight end from senior **Reggie Hicks**.

- At fullback, the Rebels lost starter Andy Hartmann, who played in 11 games a year ago. **E.J. Epperson**, a converted tight end, is expected to get the first shot at the starting job.

## DEFENSIVE LINE

Despite the loss of ends Greg Hardy and Marcus Tillman, Ole Miss returns a wealth of experience along a defensive front, which last year helped Ole Miss rank No. 1 in the SEC and No. 11 in the nation in TFLs (7.68 pg) and No. 2 in the SEC and No. 14 in the NCAA in sacks (2.77 pg). At end, senior **Kentrell Lockett** boasts 28 career starts on the line and transfer **Wayne Dorsey** earned JUCO All-American honors a year ago at Mississippi Gulf Coast C.C. At tackle, senior **Jerrell Powe** anchors a veteran group that features seniors **LaMark Armour**, **Ted Laurent** and **Lawon Scott**. The group of four seniors has a combined 39 starts among them.

## OTHER DEFENSIVE NOTES

- The Rebels returns two starting linebackers from last year in **Jonathan Cornell** and **Allen Walker**, but must replace weakside backer Patrick Trahan. Cornell started every game at MLB last year, while Walker started nine games at SLB. Sophomore **Joel Kight** enters the fall as the starter at WLB while **D.T. Shackelford** is the unit's top reserve and is considered a fourth starter.

- Ole Miss returns only one of four starters in the secondary in senior **Johnny Brown**, who has 19 career starts at safety. **Jeremy McGee** and **Marcus Temple**, who have two and three career starts respectively, are expected to take over the corner-back duties this year, while senior **Fon Ingram** and junior college transfer **Damien Jackson** entered fall camp tied atop the depth chart as the starter at free safety, however an injury to Ingram pushed Jackson into the starting spot.

## SPECIAL TEAMS

The Rebels return speedster **Jesse Grandy**, who ran back two kickoffs for TDs a year ago, and punter **Tyler Campell**, who finished second in the SEC in punting (44.0 avg) last season. Ole Miss must replace place kicker Joshua Shene, who connected on 15-of-20 field goal attempts a year ago.

## 2009 NOTEBOOK (9-4, 4-4 SEC):

- With a 9-4 record, Ole Miss matched its record from 2008.
- With 18 wins in the last two seasons, Ole Miss has back-to-back nine-win seasons for the first time since 1961-62.
- The Rebels also won back-to-back January bowl games for the first time since 1960-61.
- With a final ranking of No. 20 in the Associated Press poll last year, the Rebels are one of only 14

## TEAM INFORMATION

Basic Offense: Pro Set

Lettermen Returning/Lost: 47/31

Offensive Lettermen Returning/Lost: 24/17

Defensive Lettermen Returning/Lost: 20/10

Specialists Lettermen Returning/Lost: 3/4

Basic Defense: Multiple 4-3

Starters Returning/Lost: 10/16

Offensive Starters Returning/Lost: 3/8

Defensive Starters Returning/Lost: 6/5

Specialists Starters Returning/Lost: 1/3

### OFFENSE

#### Returning (24)

1	QB	Nathan Stanley (1L)
8	RB	<u>Brandon Bolden</u> (2L), Derrick Davis (3L), Enrique Davis (2L), E.J. Epperson (1L), H.R. Greer (1L), Derrick Herman (2L), Rodney Scott (1L), Devin Thomas (1L)
7	WR	Lionel Breaux (3L), Richie Contartesi (1L), Jesse Grandy (1L), Melvin Harris (1L), Jared Mitchell (1L), Markeith Summers (3L)
2	TE	Ferbia Allen (1L), Reggie Hicks (3L)
3	T	<u>Bobby Massie</u> (1L), <u>Bradley Sowell</u> (2L), Alex Washington (2L)
3	G	Zack Brent (1L), A.J. Hawkins (1L), Rishaw Johnson (2L)

#### Lost (17)

2	QB	<u>Jevan Snead</u> (2L), Billy Tapp (2L)
4	RB	Ben Benedetto (1L), Cordera Eason (4L), <u>Andy Hartmann</u> (4L), Dan Hoffman (1L)
5	WR	Andrew Harris (2L), <u>Shay Hodge</u> (4L), JaCarious Lucas (2L), <u>Dexter McCluster</u> (4L), Pat Patterson (1L)
1	TE	<u>Gerald Harris</u> (2L)
3	G	Brandon Green (2L), <u>John Jerry</u> (4L), <u>Reid Neely</u> (4L)
2	C	<u>Daverin Gerald</u> (3L), Mark Jean-Louis (2L)

### DEFENSE

#### Returning (20)

3	DE	Lekenwic Haynes (1L), <u>Kentrell Lockett</u> (3L), Gerald Rivers (1L)
5	DT	LaMark Armour (3L), Ted Laurent (3L), <u>Jerrell Powe</u> (2L), <u>Lawon Scott</u> (3L), Justin Smith (1L)
6	LB	<u>Jonathan Cornell</u> (3L), Joel Kight (1L), Brandon Sanders (1L), D.T. Shackelford (1L), <u>Allen Walker</u> (3L), Rudy Wilson (1L)
3	CB	Jeremy McGee (2L), Marcus Temple (2L), Julian Whitehead (1L)
2	SS	<u>Johnny Brown</u> (3L), George Helow (2L)
1	FS	Fon Ingram (3L)

#### Lost (10)

4	DE	Greg Hardy (4L), Garrett Ryan (1L), Emmanuel Stephens (2L), <u>Marcus Tillman</u> (4L)
2	LB	Lamar Brumfield (3L), <u>Patrick Trahan</u> (2L)
2	CB	<u>Marshay Green</u> (4L), <u>Cassius Vaughn</u> (4L)
1	SS	Brent Phillips (1L)
1	FS	<u>Kendrick Lewis</u> (4L)

### SPECIALISTS

#### Returning (3)

2	K	David Hankins (1L), Andrew Ritter (1L)
1	P	<u>Tyler Campbell</u> (1L)

#### Lost (4)

1	K	<u>Joshua Shene</u> (4L)
1	P	Justin Sparks (3L)
1	H	<u>Justin Sparks</u> (3L)
1	LS	<u>Preston Powers</u> (4L)

2009 STARTERS UNDERLINED

teams in the nation to finish in the top-20 in the final AP poll the last two seasons.

- Ole Miss has played the last three national champions in Alabama (2009), Florida (2008) and LSU (2007) ... In 2008, the Rebels defeated both the reigning national champion Tigers and the eventual national champion Gators.

- Ole Miss turned in a 2-1 record against top-25 teams, defeating No. 8 LSU in Oxford and No. 18 Oklahoma State in the Cotton Bowl.

- The Rebels' 21-7 Cotton Bowl win over Oklahoma State marked Ole Miss' 21st bowl victory, which ranks 11th all-time in college football.

## NUTT BREAKDOWN

### PERSONAL INFORMATION

**BORN:** Oct. 14, 1957

**FAMILY:** Wife Diana (Thomas); twin daughters Hailey and Hanna (9/26/88); daughter Haven (3/19/91); son Houston III (3/11/87)

### EDUCATION:

Central HS (Little Rock, Ark.) (1976)

Oklahoma State – B.A. in physical education (1981)

**CAREER COACHING RECORD:** 130-79 (.622)

### PLAYING EXPERIENCE

**1976-77** Arkansas (quarterback)

**1979-80** Oklahoma State (quarterback)

### COACHING EXPERIENCE

**1981** Oklahoma State (GA coach – secondary)

**1982** Oklahoma State (GA coach – running backs)

**1983** Arkansas (GA coach – running backs)

**May-August 1984**

Arkansas State (assistant coach – QBs)

**1984-89** Oklahoma State (assistant coach – WRs)

**1990-92** Arkansas (assistant coach – WRs)

**1993-96** Murray State (head coach)

**1997** Boise State (head coach)

**1998-07** Arkansas (head coach)

**2008-10** Ole Miss (head coach)

### YEAR-BY-YEAR COACHING

Year	School	W	L	Pct.
1993	Murray State	4	7	.364
1994	Murray State	5	6	.455
1995	Murray State	11	1	.917
1996	Murray State	11	2	.846
1997	Boise State	5	6	.455
1998	Arkansas	9	3	.750
1999	Arkansas	8	4	.667
2000	Arkansas	6	6	.500
2001	Arkansas	7	5	.583
2002	Arkansas	9	5	.643
2003	Arkansas	9	4	.692
2004	Arkansas	5	6	.455
2005	Arkansas	4	7	.364
2006	Arkansas	10	4	.714
2007	Arkansas	8	4	.667
2008	Ole Miss	9	4	.692
2009	Ole Miss	9	4	.692
2010	Ole Miss	1	1	.500
<b>Totals (18 seasons)</b>		<b>130</b>	<b>79</b>	<b>.622</b>

Murray State (4 seasons)	31	16	.660
Boise State (1 season)	5	6	.455
Arkansas (10 seasons)	75	48	.610
Ole Miss (3 seasons)	19	9	.676

## HEAD COACH HOUSTON NUTT

### BOWL BERTHS (10)

Ole Miss: 2009 Cotton Bowl, 2010 Cotton Bowl.

Arkansas: 1999 Citrus Bowl, 2000 Cotton Bowl, 2000 Las Vegas Bowl, 2002 Cotton Bowl, 2002 Music City Bowl, 2003 Independence Bowl, 2007 Capital One Bowl, 2008 Cotton Bowl.

### HONORS

Ole Miss: 2008 SEC Coach of the Year (SEC Coaches, The Touchdown Club of Atlanta), 2008 AFCA Region 2 Coach of the Year, 2009 FCA Coach of the Year.

Arkansas: 2006 SEC Coach of the Year (Associated Press, SEC Coaches), 2006 AFCA Region 2 Coach of the Year, 2001 SEC Coach of the Year (Associated Press, SEC Coaches), The Football News 1998 Division I-A Coach of the Year, 1998 AFCA Division I-A Region 2 Coach of the Year.

Murray State: 1996 AFCA Division I-AA Region 3 Coach of the Year, 1995 AFCA Division I-AA Region 3 Coach of the Year, 1995 Eddie Robinson Division I-AA National Coach of the Year.



twitter  
@RebelCoachNutt

### ACCOMPLISHMENTS

- Ranks 14th all-time in SEC wins and third among current coaches ... Ranks 18th all-time in the league in overall coaching victories and second among active coaches.
- Ranks 17th in coaching victories among active NCAA FBS coaches.
- His first two years at Ole Miss have produced consecutive nine-win seasons for the first time since 1961-62 and back-to-back January bowl victories for the first time since 1960-61 ... This following a four-year bowl drought for the Rebels.
- Directed his teams to 10 bowl berths in the past 12 seasons, most of any SEC West coach during this span. Nutt's squads recorded eight or more wins in eight of those 12 campaigns and nine or more victories in six of those seasons.
- Recorded 21 victories over ranked opponents ... Ole Miss is 5-3 against ranked teams and 3-2 vs. top-10 teams under Nutt.
- The 2008 victory over No. 4 Florida was his fifth career win over a top-five opponent as a head coach. Nutt is 5-10 all-time against top-five teams, including a 50-48 triple OT victory at No. 1 LSU in 2007. In all five wins, Nutt's team entered the game unranked, and four of the wins came on the road.
- Mentored 20 All-America selections, 85 All-SEC selections, 175 SEC Academic Honor Roll and 33 NFL Draft selections.
- Guided the Razorbacks to SEC Western Division titles in 1998, 2002 and 2006, with Championship Game appearances in the last two.
- Led the SEC's top-ranked team in scoring offense from 2002-04. The Hogs averaged 29.8 points per game during that stretch. They were also the top-scoring team in the Western Division during Nutt's tenure. The Razorbacks averaged 28.89 points per game (3,553 points) since 1998 and scored 20 points or more 92 times in Nutt's 123 games. The Hogs averaged a school-record 39.8 points per game in 2007.
- Fielded the top rushing offense in the SEC over his 10 years in Fayetteville. UA rushed for 200.1 yards per game in that time.
- His Razorbacks led the SEC in rushing in 2002, 2003, 2005, 2006 and 2007. The 2002 Hogs averaged 218.9 yards rushing per game, while the 2003 squad cranked out 241.9 yards per game. Arkansas finished second in the league in rushing in 2004, pounding out 187.4 yards per game. The 2005 Razorbacks averaged 216.9 yards per game, while the 2006 squad rushed for 228.5 yards per game, which also ranked fourth nationally. Arkansas was No. 4 in the nation in 2007 at 296.8 yards per game.

## COACHING STAFF



Kim Dameron  
Safeties



Ron Dickerson, Jr.  
Wide Receivers



Mike Markuson  
Co-Offensive Coordinator/  
Offensive Line



Derrick Nix  
Running Backs



Tyrone Nix  
Defensive Coordinator/  
Linebackers



Terry Price  
Defensive Line



Dave Rader  
Co-Offensive Coordinator/  
Quarterbacks



James Shibest  
Special Teams  
Coordinator/Tight Ends



Chris Vaughn  
Recruiting Coordinator/  
Cornerbacks



Lanier Goethie  
Defensive Graduate  
Assistant Coach



Clark Irwin  
Offensive Graduate  
Assistant Coach

## DEPTH CHART

### OFFENSE

SE	16	Markeith Summers (6-3, 205, Sr-3L)
	5	Melvin Harris (6-7, 205, So-1L)
	85	Ja-Mes Logan (6-2, 195, Fr-RS)
LT	78	Bradley Sowell (6-7, 315, Jr-2L)
	70	Emmanuel McCray (6-4, 300, Fr-RS)
LG	73	Alex Washington (6-4, 335, Jr-2L)
	77	Patrick Junen (6-8, 300, Fr-HS)
C	76	A.J. Hawkins (6-4, 305, So-1L)
	56	Evan Swindall (6-3, 295, Fr-HS)
RG	62	Michael Brown (6-5, 305, Fr-RS)
	74	Jared Duke (6-6, 325, Fr-HS)
RT	79	Bobby Massie (6-6, 310, So-1L)
	71	Logan Clair (6-5, 315, Jr-RS)
TE	83	Ferbia Allen (6-4, 245, So-1L)
	32	Reggie Hicks (6-2, 240, Sr-3L)
FL	10	Jesse Grandy (5-10, 165, So-1L)
	21	Lionel Breaux (6-0, 198, Sr-3L)
QB	8	Jeremiah Masoli (5-11, 220, Sr-TR)
	12	Nathan Stanley (6-5, 215, So-1L)
RB	34	Brandon Bolden (5-11, 215, Jr-2L)
	27	Enrique Davis (6-0, 220, Jr-2L)
FB	33	E.J. Epperson (6-2, 250, So-1L) <b>OR</b>
	45	H.R. Greer (5-11, 225, So-1L)

### DEFENSE

E	7	Wayne Dorsey (6-6, 265, Jr-JC)
	53	Jason Jones (6-2, 250, So.-SQ)
N	57	Jerrell Powe (6-2, 320, Sr-2L)
	96	Lawon Scott (6-2, 310, Sr-3L)
DT	99	Ted Laurent (6-1, 303, Sr-3L)
	94	LaMark Armour (6-2½, 280, Sr-3L)
E	40	Kentrell Lockett (6-5, 260, Sr.-3L)
	90	Gerald Rivers (6-5, 245, So-1L) <b>OR</b>
	54	Carlos Thompson (6-5, 220, Fr.-HS)
WLB	15	Joel Kight (5-9, 225, So-1L)
	11	Clarence Jackson (6-2, 220, Fr-HS)
MLB	51	Jonathan Cornell (6-1, 235, Sr-3L)
	42	D.T. Shackelford (6-1, 235, So-1L)
SLB	9	Allen Walker (6-1, 230, Sr-3L)
	52	Mike Marry (6-2, 237, Fr-HS)
LCB	4	Marcus Temple (5-10, 188, Jr-2L)
	3	Charles Sawyer (5-11, 175, Fr-RS)
SS	20	Johnny Brown (6-0, 212, Sr-3L)
	1	Damien Jackson (6-2, 205, Jr-JC)
FS	35	Fon Ingram (6-0, 2-5, Sr.-3L)
	13	Brishen Mathews (6-1, 190, Fr-HS)
RCB	6	Jeremy McGee (5-10, 185, Sr-2L)
	5	Frank Crawford (6-0, 185, Fr-RS)

### SPECIALISTS

PK	81	Bryson Rose (6-0, 193, So-Sq)
	96	Andrew Ritter (6-3, 205, So-1L)
P	97	Tyler Campbell (6-2, 210, So-1L)
	96	Andrew Ritter (6-3, 205, So-1L)
KO	96	Andrew Ritter (6-3, 205, So-1L)
	46	David Hankins (6-3, 222, Jr-1L)
HOLD	84	Richie Contartesi (5-8, 163, Sr-1L)
	94	Chris Conley (5-8½, 186, Fr-RS)
SNAP	69	Wesley Phillips (6-0, 220, Sr-Sq)
	59	Wil Denny (6-0, 245, Fr-HS)
	64	Jacob Hickman (5-11, 220, Fr-RS)
KORet	10	Jesse Grandy (5-10, 165, So-1L) <b>OR</b>
	3	Jeff Scott (5-8, 170, Fr-HS)
	26	Derrick Herman (5-10, 190, Jr-2L)
PRet	10	Jesse Grandy (5-10, 165, So-1L)
	16	Markeith Summers (6-3, 205, Sr-3L)

ALPHABETICAL			NUMERICAL						
No.	Name	Pos.	No.	Name	Pos.	Ht.	Wt.	Yr.-Exp.	Hometown (Previous School)
83	Ferbia Allen	TE	1	Damien Jackson	S	6-2	205	Jr.-JC	Pineville, La. (Pineville; Mississippi Gulf Coast C.C.)
94	LaMark Armour	DT	1	Randall Mackey	QB	6-0	190	Jr.-JC	Bastrop, La. (Bastrop; East Mississippi C.C.)
95	Bryon Bennett	DL	2	Delvin Jones	DL	6-3	250	Fr.-HS	Miami, Fla. (Palmetto)
48	Justin Bigham	FB	2	Rodney Scott	RB	5-8	200	So.-1L	Cross City, Fla. (Dixie County)
34	Brandon Bolden	RB	3	Charles Sawyer	CB	5-11	175	Fr.-RS	Miami, Fla. (Coral Reef)
21	Lionel Breaux	WR	3	Jeff Scott	RB	5-8	170	Fr.-HS	Miami, Fla. (Archbishop Carroll)
61	Zack Brent	OG	4	Nicholas Parker	RB	6-2	210	Fr.-HS	Batesville, Miss. (South Panola)
20	Johnny Brown	S	4	Marcus Temple	CB	5-10	188	Jr.-2L	Manquin, Va. (King William; Hargrave)
62	Michael Brown	OG	5	Frank Crawford	S	6-0	185	Fr.-RS	Miami, Fla. (Gulliver Prep)
57	Terrell Brown	OT	5	Melvin Harris	WR	6-7	205	So.-1L	Buford, Ga. (Buford)
97	Tyler Campbell	P	6	Jeremy McGee	CB	5-10	185	Sr.-2L	New Orleans, La. (Edna Karr; UCLA)
71	Logan Clair	OT	7	Parks Frazier	QB	6-2	230	Fr.-HS	Corinth, Miss. (Corinth)
33	Cliff Coleman	DB	7	Wayne Dorsey	DE	6-6	265	Jr.-JC	Baltimore, Md. (Southwestern; Milford Prep; Miss. Gulf Coast C.C.)
94	Chris Conley	P	8	Terrell Grant	WR	6-2	209	Fr.-RS	Cleveland, Miss. (Cleveland)
84	Richie Contartesi	WR	8	Jeremiah Masoli	QB	5-11	220	Sr.-TR	San Francisco, Calif. (St. Louis; City College of San Francisco; Oregon)
51	Jonathan Cornell	LB	9	Allen Walker	LB	6-1	230	Sr.-3L	Olive Branch, Miss. (Olive Branch)
5	Frank Crawford	S	10	Jesse Grandy	WR	5-10	165	So.-1L	Pine Bluff, Ark. (Dollarway)
30	Derrick Davis	FB	11	Clarence Jackson	LB	6-2	220	Fr.-HS	Atlanta, Ga. (North Clayton)
27	Enrique Davis	RB	11	Vincent Sanders	WR	6-3	180	Fr.-HS	Macon, Miss. (Noxubee County)
59	Will Denny	OL/LS	12	Nathan Stanley	QB	6-5	215	So.-1L	Tahlequah, Okla. (Sequoyah)
7	Wayne Dorsey	DE	13	Witt Haggard	QB	6-2	180	Fr.-HS	Meridian, Miss. (Lamar Academy)
74	Jared Duke	OL	13	Brishen Mathews	S	6-1	190	Fr.-HS	Monticello, Ark. (Monticello)
44	Martez Eastland	RB	13	Alex Williams	WR	6-4	225	Fr.-RS	Tallahassee, Fla. (Florida A&M High)
56	Nick Eley	LB	14	Brandon Sanders	LB	6-0	208	So.-1L	Suwanee, Ga. (Peachtree Ridge)
33	E.J. Epperson	FB	15	Joel Kight	LB	5-9	225	So.-1L	Lithonia, Ga. (Martin Luther King)
7	Parks Frazier	QB	16	Markeith Summers	WR	6-3	205	Sr.-3L	Olive Branch, Miss. (Olive Branch)
58	Corey Gaines	DT	17	Jarius Williams	S	6-0	190	Jr.-JC	Parrish, Ala. (Parrish; Independence C.C.)
67	Chris Gill	C	19	Evan Ingram	QB	6-2	230	Fr.-HS	Gray, La. (John Curtis Christian)
46	Tyriek Gracia	LB	20	Johnny Brown	S	6-0	212	Sr.-3L	Charleston, Miss. (Charleston)
10	Jesse Grandy	WR	20	Brian Morris	WR	6-1	200	So.-TR	Tulsa, Okla. (Union; Oklahoma State)
8	Terrell Grant	WR	21	Lionel Breaux	WR	6-0	198	Sr.-3L	New Orleans, La. (McDonogh 35)
45	H.R. Greer	FB	21	Dele Junaid	S	6-1	195	Fr.-RS	Houston, Texas (Hightower)
24	Tony Grimes	DB	22	Kyle Horine	CB	5-10	190	So.-SQ	Kingwood, Texas (Kingwood)
72	Terrence Hackney	OL	23	George Helow	S	5-9	175	Sr.-2L	Jacksonville, Fla. (Bishop Kenny; Hargrave)
13	Witt Haggard	QB	24	Tony Grimes	DB	5-11	165	Fr.-HS	Hollywood, Fla. (Hollywood Hills)
75	Matt Hall	OT	26	Derrick Herman	WR	5-10	190	Jr.-2L	Cleveland, Miss. (Cleveland)
46	David Hankins	K	27	Enrique Davis	RB	6-0	220	Jr.-2L	Lynn Haven, Fla. (A. Crawford Mosley; Hargrave)
35	Earnest Harmon	FB	27	Sam Noblin	S	6-2	205	Fr.-HS	Ocean Springs, Miss. (Ocean Springs)
5	Melvin Harris	WR	28	Korvic Neat	WR	5-8	165	Fr.-RS	Hallandale, Fla. (Hallandale)
76	A.J. Hawkins	OG	28	Julian Whitehead	CB	5-9	190	So.-1L	Lilburn, Ga. (Parkview; Hargrave)
37	Lekenwic Haynes	DE	29	Devin Thomas	RB	5-10	205	So.-1L	San Antonio, Texas (Madison)
23	George Helow	S	30	Derrick Davis	FB	6-0	242	Sr.-3L	Meridian, Miss. (Meridian)
26	Derrick Herman	WR	31	Rudy Wilson	LB	6-0	210	So.-1L	Port Orange, Fla. (Mainland; Hargrave)
64	Jacob Hickman	LS	32	Reggie Hicks	TE	6-2	240	Sr.-3L	Madison, Miss. (Madison Central)
32	Reggie Hicks	TE	33	Cliff Coleman	DB	5-10	170	Fr.-HS	Lauderdale Lakes, Fla. (Boyd H. Anderson)
83	Jordan Holder	WR	33	E.J. Epperson	FB	6-2	250	So.-1L	Humboldt, Tenn. (Humboldt)
22	Kyle Horine	CB	34	Brandon Bolden	RB	5-11	215	Jr.-2L	Baton Rouge, La. (Scotlandville Magnet)
65	Chase Hughes	C	35	Earnest Harmon	FB	5-10	210	Fr.-HS	Macon, Miss. (Noxubee County)
19	Evan Ingram	QB	35	Fon Ingram	S	6-0	205	Sr.-3L	Atlanta, Ga. (McNair)
35	Fon Ingram	S	37	Lekenwic Haynes	DE	6-3	225	So.-1L	Rosenberg, Texas (B.F. Terry)
11	Clarence Jackson	LB	37	Matt Tarpley	WR	5-10	170	Fr.-RS	Minneapolis, Minn. (Wayzata)
1	Damien Jackson	S	40	Kentrell Lockett	DE	6-5	260	Sr.-3L	Hahnville, La. (Hahnville)
45	Josh Lancaster	LB	42	D.T. Shackelford	LB	6-1	235	So.-1L	Decatur, Ala. (Austin)
2	Delvin Jones	DL	44	Martez Eastland	RB	6-0	235	Fr.-HS	Ringgold, Ga. (Ringgold)
53	Jason Jones	DE	44	Ralph Williams	LB	6-1	220	Fr.-HS	Miami, Fla. (Southridge)
85	Layton Jones	TE	45	H.R. Greer	FB	5-11	225	So.-1L	Olive Branch, Miss. (Southern Baptist Education Center)
21	Dele Junaid	S	45	Josh Lancaster	LB	5-8	215	So.-SQ	Mobile, Ala. (St. Pauls Episcopal)
77	Patrick Junen	OL	46	Tyriek Gracia	LB	6-2	205	Fr.-HS	Hialeah, Fla. (American)
49	Brandon Keel	FB	46	David Hankins	K	6-3	222	Jr.-1L	Shreveport, La. (C.E. Byrd)
15	Joel Kight	LB	47	Tim Simon	RB	6-1	213	So.-SQ	Cordova, Ala. (Cordova)

## ALPHABETICAL

No.	Name	Pos.
99	Ted Laurent	DT
40	Kentrell Lockett	DE
85	Ja-Mes Logan	WR
1	Randall Mackey	QB
52	Mike Marry	LB
92	Carlton Martin	DL
49	Will Martin	LB
8	Jeremiah Masoli	QB
89	Z. Mason	TE
79	Bobby Massie	OT
13	Brishen Mathews	S
70	Emmanuel McCray	OT
6	Jeremy McGee	CB
88	Jared Mitchell	WR
20	Brian Morris	WR
82	Vincent Moss	WR
28	Korvic Neat	WR
27	Sam Noblin	S
84	Jack Nuismer	TE
4	Nicholas Parker	RB
87	John Peloza	TE
66	Chad Phillips	LS
69	Wesley Phillips	LS
57	Jerrell Powe	DT
96	Andrew Ritter	K/P
90	Gerald Rivers	DE
81	Bryson Rose	K
80	Nick Sabert	WR
14	Brandon Sanders	LB
11	Vincent Sanders	WR
3	Charles Sawyer	CB
3	Jeff Scott	RB
96	Lawon Scott	DT
2	Rodney Scott	RB
42	D.T. Shackelford	LB
47	Tim Simon	RB
93	Justin Smith	DT
78	Bradley Sowell	OT
12	Nathan Stanley	QB
54	Walker Sturgeon	DE
16	Markeith Summers	WR
56	Evan Swindall	C
37	Matt Tarpley	WR
60	Josh Tatum	OG
4	Marcus Temple	CB
87	Alan-Michael Thomas	DL
29	Devin Thomas	RB
54	Carlos Thompson	DL
9	Allen Walker	LB
98	Taurus Ward	DT
86	Ben Walker	WR
73	Alex Washington	OG
55	Cameron Whigham	DE
28	Julian Whitehead	CB
13	Alex Williams	LB
17	Jarius Williams	CB
44	Ralph Williams	LB
31	Rudy Wilson	LB

## NUMERICAL

No.	Name	Pos.	Ht.	Wt.	Yr.-Exp.	Hometown (Previous School)
48	Justin Bigham	FB	6-1	234	Fr.-RS	Southaven, Miss. (DeWitt)
49	Brandon Keel	FB	6-1	205	Fr.-HS	Gulfport, Miss. (Harrison Central)
49	Will Martin	LB	6-2	223	Fr.-TR	Madison, Miss. (Madison Central; Southern Miss)
51	Jonathan Cornell	LB	6-1	235	Sr.-3L	Azusa, Calif. (Bishop Amat)
52	Mike Marry	LB	6-2	237	Fr.-HS	Clearwater, Fla. (Largo)
53	Jason Jones	DE	6-2	250	So.-SQ	Albany, Ga. (Westover)
54	Walker Sturgeon	DE	6-2	250	Fr.-HS	Horn Lake, Miss. (DeSoto Central)
54	Carlos Thompson	DL	6-5	220	Fr.-HS	Hollandale, Miss. (Simmons)
55	Cameron Whigham	DE	6-2	255	Fr.-HS	Snellville, Ga. (Shiloh)
56	Nick Eley	LB	6-0	240	Fr.-RS	Olive Branch, Miss. (DeSoto Central)
56	Evan Swindall	C	6-3	295	Fr.-HS	LaFayette, Ga. (LaFayette)
57	Terrell Brown	OT	6-11	390	So.-JC	Drew, Miss. (Drew; Mississippi Delta C.C.)
57	Jerrell Powe	DT	6-2	320	Sr.-2L	Waynesboro, Miss. (Wayne County; Hargrave)
58	Corey Gaines	DT	6-1	305	Fr.-RS	Tallahassee, Fla. (Godby)
59	Will Denny	OL/LS	6-0	245	Fr.-HS	Jackson, Miss. (Jackson Academy)
60	Josh Tatum	OG	6-5	315	So.-SQ	Marbury, Ala. (Marbury)
61	Zack Brent	OG	6-0	269	Jr.-1L	Oxford, Miss. (Lafayette)
62	Michael Brown	OG	6-5	305	Fr.-RS	Lexington, Texas (Lexington)
64	Jacob Hickman	LS	5-11	220	Fr.-RS	Carriere, Miss. (Picayune)
65	Chase Hughes	C	6-3	290	Fr.-HS	Springville, Ala. (Springville)
66	Chad Phillips	LS	6-2	240	Fr.-RS	Madison, Miss. (Madison Central)
67	Chris Gill	OL	6-5	282	Fr.-RS	Appleton, Wis. (Xavier)
69	Wesley Phillips	LS	6-0	220	Sr.-SQ	Madison, Miss. (Madison Central)
70	Emmanuel McCray	OT	6-4	300	Fr.-RS	Jackson, Miss. (Forest Hill)
71	Logan Clair	OT	6-5	315	Jr.-RS	Mustang, Okla. (Mustang; Northeastern Oklahoma)
72	Terrence Hackney	OL	6-4	320	Fr.-HS	Chapel Hill, N.C. (Northwood; Hargrave)
73	Alex Washington	OG	6-4	335	Jr.-2L	Monroe, La. (Carroll)
74	Jared Duke	OL	6-6	325	Fr.-HS	Cleveland, Tenn. (Walker Valley)
75	Matt Hall	OT	6-9	321	So.-TR	Russellville, Ark. (Russellville; Arkansas)
76	A.J. Hawkins	OG	6-4	305	So.-1L	Lithonia, Ga. (Martin Luther King)
77	Patrick Junen	OL	6-8	300	Fr.-HS	Huntsville, Ala. (Huntsville)
78	Bradley Sowell	OT	6-7	315	Jr.-2L	Hernando, Miss. (Hernando)
79	Bobby Massie	OT	6-6	310	So.-1L	Lynchburg, Va. (Liberty Christian; Hargrave)
80	Nick Sabert	WR	6-0	180	Fr.-HS	Lenbanon, Ohio (St. Xavier)
81	Bryson Rose	K	6-0	193	So.-SQ	Raleigh, N.C. (Wakefield)
82	Vincent Moss	WR	5-11	185	Jr.-SQ	Munford, Ala. (Munford)
83	Ferbia Allen	TE	6-4	245	So.-1L	Pine Bluff, Ark. (Dollaway)
83	Jordan Holder	WR	5-10½	170	Fr.-RS	Bay Springs, Miss. (Sylva Bay Academy)
84	Richie Contartesi	WR	5-8	163	Sr.-1L	Lake Worth, Fla. (Palm Beach Central; Jacksonville)
84	Jack Nuismer	TE	6-3	235	Fr.-RS	Nashville, Tenn. (Lawrenceville School)
85	Layton Jones	TE	6-5	235	Jr.-SQ	Greenville, Miss. (St. Joseph; Northeast Mississippi C.C.)
85	Ja-Mes Logan	WR	6-2	195	Fr.-RS	Houston, Texas (Westfield)
86	Ben Walker	WR	6-3	205	Fr.-HS	Ellenwood, Ga. (Martin Luther King)
87	John Peloza	TE	6-5	240	Fr.-HS	Plano, Texas (Plano West)
87	Alan-Michael Thomas	DL	6-4	255	Fr.-HS	Mobile, Ala. (St. Paul's Episcopal)
88	Jared Mitchell	WR	6-3	190	So.-1L	Chesterfield, Mo. (Parkway Central; Hargrave)
89	Z. Mason	TE	6-5	267	Fr.-RS	Nashville, Tenn. (Christ Presbyterian Academy)
90	Gerald Rivers	DE	6-5	245	So.-1L	Ellenwood, Ga. (Cedar Grove)
92	Carlton Martin	DL	6-2	270	Fr.-HS	Madison, Miss. (Madison Central)
93	Justin Smith	DT	6-3	290	Jr.-1L	Alpharetta, Ga. (Chattahoochee)
94	LaMark Armour	DT	6-2½	280	Sr.-3L	Nashville, Tenn. (Hunters Lane)
94	Chris Conley	P	5-8½	186	Fr.-RS	Bradenton, Fla. (Manatee)
95	Byron Bennett	DL	6-2	250	Fr.-HS	Madison, Miss. (Madison Central)
96	Andrew Ritter	K/P	6-3	205	So.-1L	Jackson, Miss. (Jackson Academy)
96	Lawon Scott	DT	6-2	310	Sr.-3L	St. Petersburg, Fla. (St. Petersburg)
97	Tyler Campbell	P	6-2	210	So.-1L	Little Rock, Ark. (Catholic)
98	Taurus Ward	DT	6-2	320	Jr.-JC	Aberdeen, Miss. (Aberdeen; lawamba C.C.)
99	Ted Laurent	DT	6-1	303	Sr.-3L	Powder Springs, Ga. (McEachern)

**LAST MEETING: #18 OLE MISS 23, VANDERBILT 7**

Game #4 • Oct. 1, 2009

Attendance: 39,625 • Vanderbilt Stadium • Nashville, Tenn.

**NASHVILLE, Tenn. (AP)** – Jevan Snead passed for three touchdowns as No. 18 Ole Miss bounced back with a 23-7 victory over Vanderbilt.

Snead threw for just one touchdown in last week's 16-10 loss to South Carolina, a game that dropped the Rebels (3-1, 1-1 SEC) from a No. 4 ranking that had been their highest since 1970. He matched his season high with three TDs against Vanderbilt in helping the Rebels to their best start since 2002 when they opened 5-1.

The Commodores (2-3, 0-2) picked off four Snead passes a year ago in Oxford, Miss. They nearly matched that with Jamie Graham, Casey Heyward and Myron Lewis each intercepting a pass.

But Ole Miss' Marcus Temple intercepted Larry Smith in the end zone with 10:55 left to help preserve a 23-7 lead.

Ole Miss outgained Vanderbilt 397-240 and held the ball for nearly 36 minutes. The Commodores disintegrated twice inside the Ole Miss 20 in the first half. They missed two field goal attempts and finished with an uncharacteristic 12 penalties for 74 yards.

Ole Miss did its part, sacking Smith four times. Nutt said he thought his defense was outstanding, though Vandy had scored only 12 points combined in its two previous SEC games.

Snead came in having completed 49.3 percent of his passes and ranked 65th nationally in passing efficiency. He looked much more like the quarterback who led the Rebels to a Cotton Bowl win as he guided them to three scoring drives in the first half.

He had two TD passes in the second quarter. His best throw of the night, a 48-yarder down the right sideline to Shay Hodge on third-and-16, set up his 12-yard TD pass to Brandon Bolden for a 17-0 halftime lead.

He made it 23-0 by capping the Rebels' opening drive of the third quarter with a 7-yard TD to Hodge, his second of the game. Snead finished 19 of 34 for 237 yards, all season highs.

Ole Miss	3	14	6	0	—	23
Vanderbilt	0	0	7	0	—	7
1st Quarter						
10:14	UM	J. Shene 20-yard field goal				
2nd Quarter						
10:18	UM	S.Hodge 2-yd pass from J. Snead (J. Shene kick)				
2:55	UM	B.Bolden 12-yd pass from J. Snead (J. Shene kick)				
3rd Quarter						
10:59	SC	S.Hodge 7-yd pass from J. Snead (J. Shene kick fail)				
5:54	VU	U.Umoh 7-yd pass from L. Smith (R. Folwer kick)				

<u>Team Stats</u>	<u>UM</u>	<u>VU</u>
First Downs	20	14
Rushes-Yards	43-160	38-171
Passing Yards	237	69
Att.-Comp.-Int.	34-19-3	27-10-1
Total Plays-Yards	77-397	65-240
Fumbles-Lost	1-0	3-0
Penalties-Yards	7-65	12-74
Punts-Average	3-46.7	6-46.0
Punt Returns	2-9	1-26
KO Returns	2-38	5-143
Interceptions	1-35	3-35
Possession Time	35:49	24:11
3rd Down Conv.	10-18	5-17
4th Down Conv.	2-2	2-3
Sacks By-Yards	4-23	1-5

<u>Individual Leaders</u>
<b>Rushing</b>
UM: B. Bolden, 16-89
J. Snead, 5-28
VU: W. Norman, 14-86
J. Hawkins, 10-54
<b>Passing</b>
UM: J. Snead, 34-19-3-237
VU: L. Smith, 27-10-1-69
<b>Receiving</b>
UM: S. Hodge, 8-122
B. Bolden, 3-22
U. Umoh, 3-27
T. Wimberly, 3-18

**LAST GAME: OLE MISS 27, TULANE 13**

Game #2 • Sept. 11, 2010

Attendance: 36,389 • Louisiana Superdome • New Orleans, La.

**NEW ORLEANS (AP)** -- Jeremiah Masoli accounted for 308 yards and two touchdowns as Ole Miss downed Tulane 27-13.

Brandon Bolden rushed for a 16-yard score and Masoli's 70-yard touchdown strike to Markeith Summers gave Ole Miss (1-1) a 24-3 lead at halftime.

Ole Miss withstood a spirited second half by Tulane (1-1). Orleans Darkwa's 1-yard touchdown run helped the Green Wave pull to 24-13 early in the fourth quarter.

Masoli responded with a 61-yard completion to Summers on a rollout, setting up a field goal for the final margin.

Masoli completed 14 of 20 passes for 281 yards and was intercepted once on a tipped pass. He also rushed for 27 yards and a score. Summers finished with five catches for 165 yards.

Linebacker Jonathan Cornell had three sacks for Ole Miss, the last of them jarring the ball loose from Tulane quarterback Ryan Griffin on a fourth-down play in the final minutes.

That allowed Ole Miss to kneel on the ball and run out the clock.

The Rebels took command right away by getting in the end zone on its first two possessions.

The first drive started at the Tulane 42 after Jesse Grandy returned the opening kickoff 51 yards. Ole Miss was stopped on third-and-goal from the 1, but Masoli stretched over the goal line on a fourth-down sneak.

Bolden's 16-yard scoring run capped an 11-play, 78-yard drive on the Rebels' second possession.

Tulane threatened to pull within a touchdown in the second quarter but settled for a field goal on fourth-and-goal from the 2.

The Rebels responded with Bryson Rose's 41-yard field goal, followed by Summers' long score shortly before halftime.

Griffin finished 21 of 30 for 203 yards, hitting D.J. Banks six times for 85 yards. Darkwa's touchdown was the fourth for the freshman in two games.

Ole Miss	14	10	0	3	—	27
Tulane	0	3	7	3	—	13
1st Quarter						
12:04	UM	Masoli 1-yard run (Rose kick)				
3:19	UM	Bolden 16-yard run (Rose kick)				
2nd Quarter						
6:51	TU	Santos 19-yard field goal				
2:24	UM	Rose 41-yard field goal				
1:19	UM	Summers 70-yard pass from Masoli (Rose kick)				
3rd Quarter						
1:51	TU	Darkwa 1-yard run (Santos kick)				
4th Quarter						
10:24	TU	Santos 38-yard field goal				
8:00	UM	Rose 29-yard field goal				

<u>Team Stats</u>	<u>UM</u>	<u>TUL</u>	<u>Individual Leaders</u>
First Downs	16	19	Rushing
Rushes-Yards	37-92	29-94	UM: E. Davis, 14-40
Passing Yards	282	218	Bolden, 7-32
Att.-Comp.-Int.	22-16-1	31-22-0	TUL: Darkwa, 6-53
Total Plays-Yards	59-374	60-312	Williams, 7-40
Fumbles-Lost	0-0	3-2	Passing
Penalties-Yards	8-75	4-25	UM: Masoli, 20-14-1-281
Punts-Average	4-46.0	5-40.0	Stanley, 2-2-0-1
Punt Returns	0-0	3-10	TUL: Griffin, 30-21-0-203
KO Returns	4-104	5-107	Banks, 1-1-0-15
Interceptions	0-0	1-0	Receiving
Possession Time	31:12	28:48	UM: Summers, 5-165
3rd Down Conv.	4-11	2-10	Bolden, 4-36
4th Down Conv.	1-1	0-1	TUL: Robottom, 7-41
Sacks By-Yards	5-40	1-10	Banks, 6-85

# REBELS IN NATIONALLY RANKED GAMES

Date	Opponent (OM/Opp)	OM	Opp
11-9-1936	at Marquette (NR/8)	0	33
12-5-1936	Tennessee -1 (NR/17)	0	0
11-13-1937	Arkansas -1 (NR/20)	6	32
12-3-1938	Tennessee -1 (NR/4)	0	47
10-21-1939	St. Louis (17/NR)	42	0
10-28-1939	at Tulane (14/9)	6	14
11-11-1939	at Miss. Teachers (19/NR)	27	7
10-19-1940	Duquesne (13/NR)	14	6
10-26-1940	Arkansas -1 (14/NR)	20	21
11-16-1940	W. Tenn. Teachers (17/NR)	38	7
11-23-1940	at Mississippi State (11/16)	0	19
10-25-1941	at Tulane (NR/10)	20	13
11-1-1941	at Marquette (17/NR)	12	6
11-8-1941	at LSU(16/NR)	13	12
11-22-1941	Arkansas -1 (15/NR)	18	0
11-29-1941	Mississippi State (14/NR)	0	6
11-14-1942	Tennessee -1 (NR/11)	0	14
10-21-1944	Tulsa -1 (NR/13)	0	47
11-3-1945	at LSU(NR/17)	13	32
11-24-1945	at Mississippi St. (NR/20)	7	6
11-9-1946	Tennessee -1 (NR/7)	14	18
11-23-1946	Mississippi State (NR/18)	0	20
10-11-1947	at Vanderbilt (18/NR)	6	10
11-1-1947	at LSU (NR/17)	20	18
11-29-1947	at Mississippi St. (15/NR)	33	14
1-1-1948	TCU -2 (15/NR)	13	9
11-13-1948	Tennessee -1 (NR/18)	16	13
10-29-1949	at LSU(NR/17)	7	34
9-30-1950	at Kentucky (NR/13)	0	27
10-14-1950	at Vanderbilt (NR/19)	14	20
11-18-1950	at Tennessee (NR/9)	0	35
9-29-1951	Kentucky (NR/6)	21	17
11-17-1951	Tennessee (NR/2)	21	46
10-4-1952	Auburn -1 (18/NR)	20	7
11-8-1952	at Houston (14/NR)	6	0
11-15-1952	Maryland (11/3)	21	14
11-29-1952	Mississippi State (6/NR)	20	14
1-1-1953	Georgia Tech -3 (7/2)	7	24
10-3-1953	at Auburn (15/NR)	0	13
10-31-1953	at LSU(18/NR)	27	16
11-7-1953	North Texas (12/NR)	40	7
11-14-1953	at Maryland (11/2)	0	38
9-17-1954	North Texas -1 (10/NR)	35	12
9-25-1954	Kentucky -1 (9/NR)	28	9
10-2-1954	at Villanova (8/NR)	52	0
10-9-1954	at Vanderbilt (7/NR)	22	7
10-16-1954	Tulane (7/NR)	34	7
10-23-1954	Arkansas -4 (5/7)	0	6
10-30-1954	at LSU(12/NR)	21	6
11-6-1954	at Memphis State (9/NR)	51	0
11-13-1954	at Houston (7/NR)	26	0
9-17-1955	Georgia -5 (15/NR)	26	13
9-24-1955	at Kentucky (8/NR)	14	21
10-29-1955	at LSU(20/NR)	29	26
11-5-1955	at Memphis St. (15/NR)	39	6
11-12-1955	Houston -6 (14/NR)	27	11
11-26-1955	at Mississippi St. (15/NR)	26	0
1-2-1956	Texas Christian -7 (10/5)	14	13
9-22-1956	North Texas State (13/NR)	45	0
9-29-1956	Kentucky -1 (9/NR)	37	7
10-6-1956	Houston -6 (6/NR)	14	0
10-13-1956	Vanderbilt (7/13)	16	0
10-20-1956	Tulane -6 (6/19)	3	10
10-27-1956	Arkansas -4 (10/NR)	0	14
11-17-1956	at Tennessee (19/1)	7	27
9-28-1957	at Kentucky (19/NR)	15	0
10-5-1957	Hardin-Simmons (15/NR)	34	7
10-12-1957	at Vanderbilt (14/NR)	28	0
10-18-1957	at Tulane (11/NR)	50	0
10-26-1957	Arkansas -1 (6/NR)	6	12
11-2-1957	Houston -6 (14/NR)	20	7
11-9-1957	LSU(14/NR)	14	12
11-16-1957	Tennessee -1 (8/7)	14	7
11-30-1957	Mississippi State (7/13)	7	7
1-1-1958	Texas -3 (7/11)	39	7
9-20-1958	at Memphis State (6/NR)	17	0
9-27-1958	Kentucky -1 (9/14)	27	6
10-4-1958	at Trinity (6/NR)	21	0
10-11-1958	at Tulane (7/NR)	19	8
10-18-1958	Hardin-Simmons (8/NR)	24	0
10-25-1958	Arkansas -4 (6/NR)	14	12
11-1-1958	at LSU(6/1)	0	14
11-8-1958	Houston (9/NR)	56	7
11-15-1958	at Tennessee (7/NR)	16	18
11-29-1958	Mississippi St. (13/NR)	21	0

Date	Opponent (OM/Opp)	OM	Opp
12-27-1958	Florida -8 (11/14)	7	3
9-19-1959	at Houston (8/NR)	16	0
9-26-1959	at Kentucky (4/NR)	16	0
10-3-1959	Memphis State (3/NR)	43	0
10-10-1959	at Vanderbilt (5/NR)	33	0
10-17-1959	Tulane (5/NR)	53	7
11-14-1959	Arkansas -1 (4/10)	28	0
10-31-1959	at LSU(3/1)	3	7
11-7-1959	Chattanooga (5/NR)	58	0
11-14-1959	Tennessee -1 (5/9)	37	7
11-26-1959	at Mississippi St. (2/NR)	42	0
1-1-1960	LSU-3 (2/3)	21	0
9-17-1960	at Houston (2/NR)	42	0
9-24-1960	Kentucky -1 (1/NR)	21	6
10-1-1960	at Memphis St. (1/NR)	31	20
10-8-1960	at Vanderbilt (2/NR)	26	0
10-15-1960	at Tulane (1/NR)	26	13
10-22-1960	Arkansas -4 (2/11)	10	7
10-29-1960	LSU(2/NR)	6	6
11-5-1960	Chattanooga (6/NR)	45	0
11-12-1960	at Tennessee (4/14)	24	3
11-26-1960	Mississippi State (3/NR)	35	9
1-2-1961	Rice -3 (2/NR)	14	6
9-23-1961	Arkansas -6 (9/NR)	16	0
9-30-1961	at Kentucky (2/NR)	20	6
10-7-1961	Florida State (2/NR)	33	0
10-14-1961	Houston -1 (1/NR)	47	7
10-21-1961	Tulane -6 (2/NR)	41	0
10-28-1961	Vanderbilt (2/NR)	47	0
11-4-1961	at LSU (2/10)	7	10
11-11-1961	Chattanooga (7/NR)	54	0
11-18-1961	Tennessee -1 (6/NR)	24	10
12-2-1961	at Mississippi State (5/NR)	37	7
1-1-1962	Texas (5/3) -7	7	12
9-22-1962	Memphis State (6/NR)	21	7
9-29-1962	Kentucky (7/NR)	14	0
10-6-1962	at Houston (7/NR)	40	7
10-20-1962	Tulane (5/NR)	21	0
10-27-1962	Vanderbilt (7/NR)	35	0
11-3-1962	at LSU (6/4)	15	7
11-10-1962	Chattanooga (4/NR)	52	7
11-17-1962	at Tennessee (3/NR)	19	6
12-1-1962	Mississippi State (3/NR)	13	6
1-1-1963	Arkansas -3 (3/6)	17	13
9-21-1963	at Memphis State (2/NR)	0	0
10-5-1963	at Houston (10/NR)	20	6
10-19-1963	at Tulane (5/NR)	21	0
10-26-1963	Vanderbilt (5/NR)	27	7
11-2-1963	at LSU(3/NR)	37	3
11-9-1963	Tampa (3/NR)	41	0
11-16-1963	Tennessee -1 (3/NR)	20	0
11-30-1963	at Mississippi St. (3/NR)	10	10
1-1-1964	Alabama -3 (7/8)	7	12
9-19-1964	Memphis State (1/NR)	30	0
9-26-1964	Kentucky -6 (1/NR)	21	27
10-31-1964	at LSU(NR/9)	10	11
9-25-1965	at Kentucky (NR/10)	7	16
10-9-1965	Florida (NR/10)	0	17
10-30-1965	LSU -6(NR/5)	23	0
11-13-1965	Tennessee -1 (NR/8)	14	13
11-1-1966	Alabama -6 (NR/3)	7	17
11-12-1966	at Tennessee (NR/10)	14	7
10-7-1967	Alabama -9 (NR/9)	7	21
10-14-1967	Georgia -6 (NR/3)	29	20
10-28-1967	Houston (NR/9)	14	13
10-5-1968	Alabama -6 (NR/11)	10	8
10-12-1968	at Georgia (13/17)	7	21
10-19-1968	Southern Miss (16/NR)	21	13
10-26-1968	Houston -6 (17/NR)	7	20
11-2-1968	at LSU(NR/12)	27	24
11-16-1968	at Tennessee (NR/11)	0	31
9-20-1969	Memphis State (9/NR)	28	3
9-27-1969	at Kentucky (8/NR)	9	10
10-4-1969	Alabama -9 (20/15)	32	33
10-11-1969	Georgia -6 (NR/6)	25	17
10-18-1969	Southern Miss (19/NR)	69	7
10-25-1969	at Houston (17/NR)	11	25
11-1-1969	LSU -6 (NR/6)	26	23
11-8-1969	Chattanooga (17/NR)	21	0
11-15-1969	Tennessee -6 (18/3)	38	0
11-27-1969	at Mississippi St. (14/NR)	48	22
1-1-1970	Arkansas -3 (13/3)	27	22
9-19-1970	at Memphis State (5/NR)	47	13
9-26-1970	Kentucky -6 (5/NR)	20	17
10-3-1970	Alabama -6 (7/17)	48	23

Date	Opponent (OM/Opp)	OM	Opp
10-10-1970	at Georgia (5/NR)	31	21
10-17-1970	Southern Miss (4/NR)	14	30
10-24-1970	at Vanderbilt (13/NR)	26	16
11-7-1970	Houston (13/17)	24	13
11-14-1970	Chattanooga (12/NR)	21	0
11-26-1970	Mississippi State (10/NR)	14	19
12-5-1970	at LSU(16/8)	17	61
1-2-1971	Auburn -8 (NR/10)	28	35
10-2-1971	Alabama -9 (NR/7)	6	40
10-9-1971	Georgia -6 (NR/10)	7	38
10-30-1971	LSU -6(NR/11)	24	22
11-25-1971	at Mississippi St. (15/NR)	48	0
12-30-1971	Georgia Tech -10 (17/NR)	41	18
9-16-1972	at Memphis St. (19/NR)	34	29
9-23-1972	at South Carolina (20/NR)	21	0
9-30-1972	Southern Miss (17/NR)	13	9
10-7-1972	Auburn -6 (18/17)	13	19
11-4-1972	at LSU (NR/6)	16	17
11-18-1972	at Tennessee (NR/13)	0	17
11-3-1973	LSU -6(NR/7)	14	51
11-17-1973	Tennessee -6 (NR/16)	28	18
9-14-1974	Missouri -6 (NR/18)	10	0
10-5-1974	Alabama -6 (NR/3)	21	35
9-13-1975	at Texas A&M (NR/8)	0	7
10-4-1975	Alabama -9 (NR/9)	6	32
9-11-1976	Alabama -6 (NR/6)	10	7
9-18-1976	Tulane (20/NR)	34	7
9-25-1976	at Southern Miss (17/NR)	28	0
10-2-1976	Auburn -6 (16/NR)	0	10
10-9-1976	Georgia (NR/4)	21	17
10-16-1976	at South Carolina (16/NR)	7	10
9-10-1977	Alabama -9 (NR/6)	13	34
9-17-1977	Notre Dame -6 (NR/3)	20	13
9-23-1978	at Missouri (NR/17)	14	45
11-4-1978	at LSU(NR/12)	8	30
9-17-1979	Missouri -6 (NR/9)	7	33
11-17-1979	Tennessee -6 (NR/18)	44	20
9-20-1980	Alabama -6 (NR/1)	35	59
10-11-1980	at Georgia (NR/6)	21	28
11-22-1980	Mississippi St. -6 (NR/17)	14	19
10-3-1981	at Alabama (NR/11)	13	27
10-10-1981	Georgia (NR/11)	7	37
9-18-1982	Alabama -6 (NR/4)	14	42
9-25-1982	Arkansas -4 (NR/9)	11	14
10-9-1982	at Georgia (NR/5)	10	33
10-30-1982	at LSU(NR/13)	8	45
9-17-1983	at Alabama (NR/12)	0	40
9-24-1983	Arkansas -6(NR/18)	13	10
10-8-1983	Georgia (NR/11)	11	36
11-12-1983	at Tennessee (NR/19)	13	10
12-10-1983	Air Force -11 (NR/16)	3	9
10-6-1984	Auburn (NR/18)	13	17
10-13-1984	at Georgia (NR/15)	12	18
11-3-1984	at LSU(NR/15)	20	32
9-14-1985	Arkansas -6 (NR/14)	19	24
10-5-1985	at Auburn (NR/14)	0	41
10-12-1985	Georgia -6 (NR/18)	21	49
11-2-1985	LSU -6(NR/16)	0	14
11-16-1985	at Tennessee (NR/18)	14	34
9-13-1986	Arkansas -4 (NR/18)	0	21
11-1-1986	at LSU(NR/11)	21	19
11-15-1986	Tennessee -6 (20/NR)	10	22
9-12-1987	Arkansas -6 (NR/13)	10	31
10-3-1987	Georgia (NR/20)	14	31
10-31-1987	LSU -6(NR/5)	13	42
11-14-1987	at Tennessee (NR/15)	13	55
10-1-1988	at Georgia (NR/15)	12	36
10-8-1988	at Alabama (NR/12)	22	12
10-29-1988	at LSU(NR/13)	20	31
9-23-1989	Arkansas -6 (NR/8)	17	24
10-7-1989	Alabama -6 (NR/13)	27	62
11-18-1989	at Tennessee (NR/9)	21	33
9-22-1990	Arkansas -4 (NR/13)	21	17
10-13-1990	at Georgia (24/NR)	28	12
10-20-1990	Arkansas State (18/NR)	42	13
10-27-1990	at Vanderbilt (17/NR)	14	13
11-3-1990	at LSU(17/NR)	--	19 10
11-17-1990	Tennessee -1 (15/14)	13	22
11-24-1990	Mississippi St. -6 (21/NR)	21	9
1-1-1991	Michigan -8 (15/12)	3	35
9-14-1991	at Auburn (NR/15)	13	23
10-12-1991	Georgia (23/22)	17	37
11-16-1991	at Tennessee (NR/10)	25	36
9-19-1992	at Vanderbilt (24/NR)	9	31
9-26-1992	at Georgia (NR/18)	11	37

Date	Opponent (OM/Opp)	OM	Opp
10-24-1992	at Alabama (NR/4)	10	31
11-28-1992	Mississippi State (24/16)	17	10
12-31-1992	Air Force -12 (19/NR)	13	0
10-2-1993	at Kentucky (25/NR)	0	21
10-23-1993	Alabama (NR/4)	14	19
10-1-1994	Florida (NR/1)	14	38
10-22-1994	at Alabama (NR/5)	10	21
11-26-1994	Mississippi State (NR/18)	17	21
9-23-1995	Georgia (NR/18)	18	10
9-14-1996	Auburn (NR/15)	28	45
9-23-1996	Tennessee -1 (NR/9)	3	41
10-19-1996	at Alabama (NR/7)	0	37
11-16-1996	LSU (NR/17)	7	39
9-13-1997	at Auburn (NR/16)	9	19
10-4-1997	at Tennessee (NR/9)	17	31
10-18-1997	at LSU (NR/8)	36	21
10-25-1997	Alabama (25/NR)	20	29
11-22-1997	Georgia (NR/14)	14	21
11-29-1997	Mississippi State (NR/22)	15	14
11-7-1998	at Arkansas (NR/10)	0	34
11-21-1998	at Georgia (NR/14)	14	24
11-26-1998	Mississippi State (NR/24)	6	28
10-9-1999	Tulane (25/NR)	20	13
10-16-1999	Alabama (22/11)	24	30
10-30-1999	at LSU (25/NR)	42	23
11-6-1999	Arkansas (23/24)	38	16
11-20-1999	Georgia (16/21)	17	20
11-25-1999	at Mississippi St. (23/18)	20	23
9-2-2000	Tulane (18/NR)	49	20
9-9-2000	Auburn (17/NR)	27	35
10-14-2000	at Alabama (25/NR)	7	45
11-18-2000	at Georgia (NR/21)	14	32
11-23-2000	Mississippi State (NR/23)	45	30
11-17-2001	Georgia (NR/23)	15	35
10-5-2002	Florida (NR/6)	17	14
10-12-2002	Arkansas State (25/NR)	52	17
10-19-2002	at Alabama (21/24)	7	42
11-9-2002	at Georgia (NR/7)	17	31
11-23-2002	at LSU (NR/21)	13	14
10-4-2003	at Florida (NR/24)	20	17
10-25-2003	Arkansas (NR/20)	19	7
11-1-2003	South Carolina (20/NR)	43	40
11-8-2003	at Auburn (20/NR)	24	20
11-22-2003	LSU (15/3)	14	17
11-27-2003	at Mississippi St. (17/NR)	31	0
1-2-2004	Oklahoma St. -7 (16/21)	31	28
10-9-2004	at So. Carolina (NR/25)	31	28
10-30-2004	Auburn (NR/3)	14	35
11-20-2004	at LSU (NR/14)	24	27
10-1-2005	at Tennessee (NR/9)	10	27
10-15-2005	Alabama (NR/6)	10	13
10-29-2005	at Auburn (NR/19)	3	27
11-19-2005	LSU (NR/4)	7	40
9-30-2006	Georgia (NR/10)	9	14
10-21-2006	at Arkansas (NR/15)	3	38
10-28-2006	Auburn (NR/7)	17	23
11-18-2006	at LSU (NR/9) (ot)	20	23
9-22-2007	Florida (NR/3)	24	30
9-29-2007	at Georgia (NR/15)	17	45
10-27-2007	at Auburn (NR/23)	3	17
11-17-2007	LSU (NR/1)	24	41
9-6-2008	at Wake Forest (NR/20)	28	30
9-27-2008	at Florida (NR/4)	31	30
10-18-2008	at Alabama (NR/2)	20	24
11-22-2008	at LSU (NR/18)	31	13
11-28-2008	Mississippi State (25/NR)	45	0
1-2-2009	Texas Tech -7 (20/8)	47	34
9-6-2009	at Memphis (8/NR)	45	14
9-19-2009	SE Louisiana (5/NR)	52	6
9-24-2009	at Suth Carolina (4/NR)	10	16
10-3-2009	at Vanderbilt (18/NR)	23	7
10-10-2009	Alabama (16/3)	3	22
10-24-2009	Arkansas (25/NR)	30	17
10-30-2009	at Auburn (22/NR)	20	33
11-21-2009	LSU (NR/8)	27	25
11-28-2009	Mississippi State (20/NR)	27	41
1-2-2010	Oklahoma State-13 (NR/18)	21	7

[illegible][illegible][illegible][illegible][illegible]



[illegible]

[illegible][illegible]

## 2010 BREAKDOWN

Category	2010
Record	1-1
SEC	0-0
vs. SEC West	0-0
vs. SEC East	0-0
Non-Conference	1-1
vs. OVC	0-1
vs. C-USA	1-0
Home	0-1
Away	1-0
Neutral	0-0
Day Games	0-1
Night Games (6 p.m. start or later)	1-0
vs. Top 25 teams	0-0
TV games	1-1
on CSS	0-1
on ESPN Classic	1-0
When scoring first	1-1
When opponents score first	0-0
When leading at halftime	1-1
When trailing at halftime	0-0
When tied at halftime	0-0
When leading after third quarter	1-1
When trailing after third quarter	0-0
When tied after third quarter	0-0
In overtime games	0-1
When scoring less than 20 points	0-0
When scoring 20+ points	1-1
When scoring 30+ points	0-1
When allowing less than 20 points	1-0
When allowing 20+ points	0-1
When allowing 30+ points	0-1
When rushing for <100 yards	1-0
When rushing for 100+ yards	0-1
When rushing for 200+ yards	0-1
When passing for 200+ yards	1-1
When passing for 250+ yards	1-0
When passing for 300+ yards	0-0
When totaling <300 yds total offense	0-0
When gaining 300+ yds total offense	1-1
When allowing <100 yds rushing	1-0
When allowing 100+ yds rushing	0-1
When allowing 200+ yds rushing	0-0
When allowing <200 yds passing	0-0
When allowing 200+ yards passing	1-1
When allowing 250+ yards passing	0-1
When allowing 300+ yards passing	0-0
When allowing <300 yds total offense	0-0
When allowing 300+ yds total offense	1-1
When having a 100-yard rusher	0-0
When opp. have a 100-yard rusher	0-0
When having no turnovers	0-0
When having less than 3 turnovers	1-0
When having 3 or more turnovers	0-1
When having no takeaways	0-1
When having <3 takeaways	1-1
When having 3 or more takeaways	0-0
When having more than 30:00 TOP	1-1
When having less than 30:00 TOP	0-0

## SCORING DRIVES

vs. JACKSONVILLE STATE					
Started at	Plays	Yards	Time	Result	
Ole Miss 43	3	57	1:22	TD	
Ole Miss 44	5	56	2:21	TD	
Ole Miss 42	9	52	4:22	FG	
Ole Miss 27	4	73	1:56	TD	
Ole Miss 27	10	73	5:26	TD	
Ole Miss 48	6	34	3:14	FG	
JSU 25	5	25	0:00	TD	
JSU 25	5	25	0:00	TD	

at TULANE					
Started at	Plays	Yards	Time	Result	
Tulane 42	7	42	2:56	TD	
Ole Miss 22	11	78	5:45	TD	
Ole Miss 41	8	36	4:27	FG	
Ole Miss 36	2	64	0:13	TD	
Ole Miss 35	5	53	2:24	FG	

## CHARTING THE BIG PLAYS

— RUSHING —						
Player	10-19	20-29	30-39	40-49	50+	Total
Grandy	1					1
Bolden	4					4
Masoli	3					3
E. Davis	1	1				2
J. Scott	1					1
<b>TOTAL</b>	<b>10</b>	<b>1</b>				<b>11</b>

— PASSING —						
Player	10-19	20-29	30-39	40-49	50+	Total
Stanley	1		2	1		4
Masoli	8	2			2	12
<b>TOTAL</b>	<b>9</b>	<b>2</b>	<b>2</b>	<b>1</b>	<b>2</b>	<b>16</b>

— RECEIVING —						
Player	10-19	20-29	30-39	40-49	50+	Total
Harris				1		1
Grandy	1		1			2
Allen	1					1
Bolden	2	1	1			4
Summers	3				2	5
Breaux		1				1
Logan	1					1
E. Davis	1					1
<b>TOTAL</b>	<b>9</b>	<b>2</b>	<b>2</b>	<b>1</b>	<b>2</b>	<b>16</b>

## IN THE RED ZONE

When the offense moves the ball inside the opponent's 20-yard line, the offense is considered to be in the "red zone," and in prime scoring position. The following chart shows how the Rebel offense performs inside the "red zone" during the 2010 season:

Game	Chances	TD	FG	TO	Downs	Missed FG	Half
Jacksonville State	6	4	2	0	0	0	0
Tulane	4	2	1	0	0	0	1
<b>Totals</b>	<b>10</b>	<b>6</b>	<b>3</b>	<b>0</b>	<b>0</b>	<b>0</b>	<b>1</b>
<b>Opp. Totals</b>	<b>8</b>	<b>5</b>	<b>2</b>	<b>1</b>	<b>0</b>	<b>0</b>	<b>0</b>

Ole Miss Scoring Percentage: .900 (9-of-10)  
Opponents Scoring Percentage: .875 (7-of-8)

Ole Miss Points Scored: 45  
Opponents Points Scored: 36

## MISCELLANEOUS REBEL RECORDS

### THE LAST TIME OLE MISS HAD . . .

30 or more first downs	Arkansas, 2009 (31)
500 yards rushing	Auburn, 1951 (515)
400 yards rushing	Tennessee, 1977 (433)
300 yards rushing	Tennessee, 2009 (359)
200 yards rushing	Jacksonville State, 2010 (237)
400 yards passing	Texas Tech, 2003 (409)
300 yards passing	LSU, 2008 (307)
600 yards total offense	Louisiana-Monroe, 2003 (612)
500 yards total offense	Arkansas, 2009 (553)
90 plays total offense	Wyoming, 2004 (100)
Four passes intercepted	Arkansas, 2007 (4)
Four pass interceptions	Alabama, 2009 (4)
10 sacks	Mississippi State, 2008 (11)
10 penalties	Florida, 2008 (10)
100 yards in penalties	Auburn, 2004 (104)
50 points	Southeastern Louisiana, 2009 (52)
99 yard scoring drive	Memphis State, 1989 (12 plays)
90-plus yard scoring drive	Auburn, 2009
	(94 yards, 10 plays; Jevan Snead 7-yard pass to Andy Hartman)

### THE LAST TIME OLE MISS HELD ITS OPPONENT TO . . .

Less than 10 first downs	Mississippi State, 2008 (8)
10 first downs	Mississippi State, 2006 (10)
Negative yards rushing	Mississippi State, 2008 (-64)
10 yards rushing	Georgia, 1993 (1)
100 yards (or less) rushing	Tulane, 2010 (94)
Zero yards passing	Alabama, 1988
No pass completions	Alabama, 1988
10 yards passing	Georgia, 1977 (7)
10 pass attempts	Wake Forest, 2006 (5)
Zero yards total offense	Sewanee, 1938
50 yards (or less) total offense	Mississippi State, 2008 (24)
75 yards (or less) total offense	Vanderbilt, 1993 (51)
150 yards (or less) total offense	Louisiana-Monroe, 2008 (131)
200 yards (or less) total offense	Samford, 2008 (198)
No touchdowns	Southeastern Louisiana, 2009 (6 points)

### THE LAST TIME OLE MISS . . .

Had two passers throw for 100 yards	Jacksonville State, 2010
	(Nathan Stanley 133, Jeremiah Masoli 109)
Had two passers complete 10 passes	Auburn, 2005
	(Micheal Spurlock, 10-18, Ethan Platt, 11-17)
Had two runners rush for 100 yards	Georgia, 1999
	(Deuce McAllister 104, Joe Gunn 103)
Had two receivers over 100 receiving yards	Louisiana-Monroe, 2003
	(Chris Collins 121, Taye Biddle 105)
Had two receivers catch 10 passes	Arkansas, 2002
	(Bill Flowers 11, Chris Collins 10)
Had four receivers catch five passes	Georgia, 1997
	(John Avery 8, Andre Rone 6, Cory Peterson 6, Rufus French 5)
Had three receivers catch five passes	Missouri, 2007
	(Mike Wallace 7, Marshay Green 5, Shay Hodge 5)
Had two receivers catch five passes	Missouri, 2007
	(Mike Wallace 7, Marshay Green 5, Shay Hodge 5)
Had a 100-yard rusher and a 100-yard receiver	LSU, 2009
	(Dexter McCluster 148 yards rushing/Shay Hodge 117 yards receiving)
Had two players with 200 all-purpose yards	Missouri, 2007
	(BenJarvus Green-Ellis 226, Marshay Green 208)
Returned a punt for a TD	Samford, 2008 (Marshay Green, 77 yards)
Returned a kickoff for a TD	Auburn, 2009 (Jesse Grandy, 82 yards)
Returned an interception for a TD	SLU, 2009 (D.T. Shackelford, 58 yards)
Returned two interceptions for TDs	Northern Illinois, 1993
	(Alundis Brice, 37 yards; Antonious Bonner, 46 yards)
Returned a fumble for a TD	Citadel, 2005 (Travis Johnson, 16 yards)
Recovered a fumble for a TD	SMU, 1998 (Michael Boone)
Blocked a punt	Alabama, 2007 (Dustin Mouzon)
Blocked a punt for a TD	Memphis, 2007
	(Kendrick Lewis recovered Brandon Sutherland's blocked punt)
Blocked an opponents' FG attempt	Tennessee, 2009
	(Kendrick Lewis blocked D. Lincoln's 45-yard attempt)
Blocked an opponents' FG attempt for a TD	Louisiana Tech, 2007
	(Brandon Jenkins blocked D. Horwedel's 36-yard attempt, Dustin Mouzon 55-yard return)
Blocked two opponents' FG attempts	Northern Arizona, 2009
Had a punt blocked	Alabama, 2009

Had a punt blocked for a TD	Alabama, 2003
Had a kickoff returned for a TD	LSU, 2007
Had a punt returned for a TD	Mississippi State, 2007
Had an interception returned for a TD	Mississippi State, 2009
Missed a PAT kick	Vanderbilt, 2009
Had a PAT kick blocked	Auburn, 2009
Had a PAT kick blocked and returned for a two-point conversion	Auburn, 2009
Blocked an opponent's PAT kick	Florida, 2008
	(Kentrell Lockett blocked J. Phillip's attempt)
A successful two-point conversion	Arkansas, 2007
	(Mike Wallace pass from Brent Scheaffer, 4th quarter)
Had a field goal attempt blocked	LSU, 2009
	(Joshua Shene's 45-yard attempt)
Had two field goal attempts blocked	Kentucky, 2005
	(Robert Bass' 39-yd attempt, Matt Hinkle's 44-yard attempt)
Gained a first down off a fake field goal attempt	Georgia, 1995
Scored a touchdown off a fake field goal attempt	Alabama, 2008
	(Jason Cook 9-yard pass from Rob Park)
Gained a first down off a fake punt	Mississippi State, 2009
	(Reggie Hicks 20-yard pass from Billy Tapp)
Recovered an onside kick	LSU, 2006 (Jamarca Sanford)
Shut out an opponent	Mississippi State, 2008 (45-0)
Was shut out	Arkansas, 1998 (34-0)
Played an overtime game	Jacksonville State, 2010 (L, 48-49)
Scored a safety	Texas Tech, 2008
	(Patrick Trahan sacks Graham Harrell in the end zone)
Scored 2 safeties in the same game	Northern Illinois, 1993 (team)
Gave up a safety	LSU, 2005
Had no turnovers	Louisiana-Monroe, 2008
Had no penalties	Jacksonville State, 2010
Defeated a nationally ranked team	Texas Tech, 2008
	(47-34, #8 Associated Press; #8 ESPN/USA Today Coaches)
Was ranked in top 25	Week 13 2009 (#20 AP; #25 ESPN/USA Today Coaches)
Ended the year ranked in top 25	2008 (#14 AP; #15 ESPN/USA Today Coaches)

### THE LAST TIME AN OLE MISS PLAYER . . .

Rushed 30 times	BenJarvus Green-Ellis vs. Missouri, 2007 (33)
Rushed 25 times	Dexter McCluster vs. Tennessee, 2009 (25)
Rushed for 250 yards	Dexter McCluster vs. Tennessee, 2009 (282)
Rushed for 200 yards	Dexter McCluster vs. Tennessee, 2009 (282)
Rushed for 150 yards	Dexter McCluster vs. Tennessee, 2009 (282)
Rushed for 100 yards	Brandon Bolden vs. Jacksonville State, 2010 (104)
Passed for 400 yards	Eli Manning vs. Texas Tech, 2003 (409)
Passed for 300 yards	Jevan Snead vs. Arkansas (332)
Attempted 50 passes	Eli Manning vs. Arkansas, 2002 (56)
Attempted 40 passes	Seth Adams vs. Alabama, 2007 (40)
Attempted 30 passes	Jevan Snead vs. Auburn, 2008 (35)
Completed 30 passes	Eli Manning vs. South Carolina, 2003 (30)
Completed 20 passes	Jevan Snead vs. Arkansas, 2009 (22)
Passed for 4 or more TDs	Jevan Snead vs. Mississippi State, 2008 (4)
Threw 3 or more interceptions	Jevan Snead vs. Mississippi State, 2009 (3)
Had 400 yards Total Offense	Eli Manning vs. Texas Tech, 2003 (411)
Had 300 yards Total Offense	Jeremiah Masoli at Tulane, 2010 (308)
Had 100 yards rushing and receiving	Dexter McCluster vs. Arkansas, 2009
	(123 rushing, 137 receiving)
Had 250 All-Purpose Yards	Dexter McCluster vs. Tennessee, 2009 (324)
Had 200 All-Purpose Yards	Dexter McCluster vs. Auburn, 2009 (203)
Caught 10 passes	Mike Espy vs. Tennessee, 2005 (10)
Caught 9 passes	Mike Espy vs. Auburn, 2005 (9)
Had 100 receiving yards	Markeith Summers at Tulane, 2010 (165)
Scored 10 points kicking	Bryson Rose vs. Jacksonville State, 2010 (12)
Scored 4 touchdowns rushing	Dexter McCluster vs. Tennessee, 2009
Scored 3 touchdowns rushing	Dexter McCluster vs. Tennessee, 2009 (4)
Scored 2 touchdowns rushing	Enrique Davis vs. Jacksonville State, 2010 (2)
Scored 3 touchdowns receiving	Chris Collins vs. Auburn, 2002
Scored 2 touchdowns receiving	Shay Hodge vs. Vanderbilt, 2009
Intercepted 3 passes	Don Price vs. Vanderbilt, 1986 (3)
Intercepted 2 passes	Dustin Mouzon vs. Memphis, 2007 (2)
Forced 3 fumbles	Rory Johnson vs. Vanderbilt, 2006 (3)
Recovered 2 fumbles	Rory Johnson vs. Vanderbilt, 2006 (2)
Punted for a 70-yard game average	Bill Smith vs. Southern Miss, 1984 (2-84.5)
Kicked a 45-yard Field Goal	Joshua Shene vs. LSU, 2009 (45)
Kicked a 50-yard Field Goal	Joshua Shene vs. Auburn, 2007 (51)
Kicked five field goals in game	Jonathan Nichols vs. Texas Tech, 2003
Kicked four field goals in game	Joshua Shene vs. LSU, 2009
	(45, 25, 33, 23)

## JACKSONVILLE ST. 49, OLE MISS 48 (2OT)

Game #1 • Sept. 4, 2010

Attendance: 55,768 • Vaught-Hemingway Stadium • Oxford, Miss.

**OXFORD, Miss. (AP)** -- Ole Miss quarterback Nathan Stanley threw for three touchdown passes, but it wasn't enough as Jacksonville State quarterback Coty Blanchard completed a 2-point conversion pass to Calvin Middleton in double overtime as the Gamecocks pulled off a stunning 49-48 victory over Ole Miss on Saturday.

Blanchard threw a 30-yard touchdown pass to Kevyn Cooper on fourth-and-15 to pull within 48-47 in the second overtime. Then, the Gamecocks made the call to go for the win in the season opener for both teams.

Jacksonville State, a Football Championship Subdivision team from the Ohio Valley Conference, trailed 31-10 at halftime but outscored Ole Miss 21-3 in the fourth quarter to force overtime.

Jeremiah Masoli made his much-anticipated debut for Ole Miss after being cleared by the NCAA on Friday. He completed 7 of 10 passes for 109 yards and one interception.

Ole Miss is 6-6 all-time in overtime games.

It's the first time Jacksonville State has beaten a Football Bowl Subdivision team since Sept. 27, 2001, when the Gamecocks beat Arkansas State.

The Ole Miss offense, which debuted eight new starters, scored on five of six first-half possessions, including four touchdowns. After that, Jacksonville State rolled.

Ole Miss kicker Bryson Rose made a 35-yard field goal to extend the Rebels' lead to 34-26 with 2:55 left in regulation, but Jacksonville State drove the field for a touchdown to pull within 34-32 with 18.9 seconds left. Marques Ivory threw a 2-yard pass to La'Ray Williams for the two-point conversion to tie the game at 34 and send it to overtime.

Ole Miss' Brandon Bolden rushed for 104 yards and a touchdown on 17 carries.

Jacksonville State	7	3	3	21	15	7	8	—	49
Ole Miss	14	17	0	3	14	7	7	—	48
1st Quarter									
13:38	UM	Harris 41-yd pass from Stanley (Rose kick)							
9:25	UM	Grandy 31-yd pass from Stanley (Rose kick)							
2:30	JSU	Wadley 15-yd fumble recovery (Esco kick)							
2nd Quarter									
13:01	UM	Rose 24-yd field goal							
9:01	JSU	Esco 45-yd field goal							
7:00	UM	Summers 18-yd pass from Stanley (Rose kick)							
00:29	UM	E. Davis 1-yd run (Rose kick)							
3rd Quarter									
5:07	JSU	Esco 44-yd field goal							
4th Quarter									
14:56	JSU	Middleton 2-yd run (Esco kick)							
6:17	JSU	Shaw 4-yd pass from Blanchard							
2:55	UM	Rose 35-yd field goal							
00:18	JSU	Bonner 19-yd pass from Ivory (2-pt failed)							
Overtime									
	JSU	Bonner 7-yd pass from Ivory (Esco kick)							
	UM	Bolden 2-yd run (Rose kick)							
	UM	E. Davis 2-yd run (Rose kick)							
	JSU	Cooper 30-yd pass from Blanchard (Middleton pass from Blanchard)							

Team Stats	JSU	UM	Individual Leaders
First Downs	17	23	Rushing
Rushes-Yards	33-103	52-237	UM: Bolden, 17-104
Passing Yards	252	242	E. Davis, 17-61
Att.-Comp.-Int.	36-22-0	20-13-1	JSU: Middleton, 17-67
Total Plays-Yards	69-355	72-479	Barksdale, 6-27
Fumbles-Lost	1-0	2-2	Passing
Penalties-Yards	7-35	0-0	UM: Stanley, 10-6-0-133
Punts-Average	5-42.6	1-31.0	Masoli, 10-7-1-109
Punt Returns	0-0	1-0	JSU: Ivory, 23-13-0-126
KO Returns	5-118	7-123	Blanchard, 13-9-0-126
Interceptions	1-24	0-0	Receiving
Possession Time	29:36	30:24	UM: Allen, 2-37
3rd Down Conv.	8-17	5-12	Summers, 2-32
4th Down Conv.	2-2	1-2	JSU: Williams, 6-60
Sacks By-Yards	1-9	2-13	Middleton, 5-38

## OLE MISS 27, TULANE 13

Game #2 • Sept. 11, 2010

Attendance: 36,389 • Louisiana Superdome • New Orleans, La.

**NEW ORLEANS (AP)** -- Jeremiah Masoli accounted for 308 yards and two touchdowns as Ole Miss downed Tulane 27-13.

Brandon Bolden rushed for a 16-yard score and Masoli's 70-yard touchdown strike to Markeith Summers gave Ole Miss (1-1) a 24-3 lead at halftime.

Ole Miss withstood a spirited second half by Tulane (1-1). Orleans Darkwa's 1-yard touchdown run helped the Green Wave pull to 24-13 early in the fourth quarter.

Masoli responded with a 61-yard completion to Summers on a rollout, setting up a field goal for the final margin.

Masoli completed 14 of 20 passes for 281 yards and was intercepted once on a tipped pass. He also rushed for 27 yards and a score. Summers finished with five catches for 165 yards.

Linebacker Jonathan Cornell had three sacks for Ole Miss, the last of them jarring the ball loose from Tulane quarterback Ryan Griffin on a fourth-down play in the final minutes.

That allowed Ole Miss to kneel on the ball and run out the clock.

The Rebels took command right away by getting in the end zone on its first two possessions.

The first drive started at the Tulane 42 after Jesse Grandy returned the opening kickoff 51 yards. Ole Miss was stopped on third-and-goal from the 1, but Masoli stretched over the goal line on a fourth-down sneak.

Bolden's 16-yard scoring run capped an 11-play, 78-yard drive on the Rebels' second possession.

Tulane threatened to pull within a touchdown in the second quarter but settled for a field goal on fourth-and-goal from the 2.

The Rebels responded with Bryson Rose's 41-yard field goal, followed by Summers' long score shortly before halftime.

Griffin finished 21 of 30 for 203 yards, hitting D.J. Banks six times for 85 yards. Darkwa's touchdown was the fourth for the freshman in two games.

Ole Miss	14	10	0	3	—	27
Tulane	0	3	7	3	—	13
1st Quarter						
12:04	UM	Masoli 1-yard run (Rose kick)				
3:19	UM	Bolden 16-yard run (Rose kick)				
2nd Quarter						
6:51	TU	Santos 19-yard field goal				
2:24	UM	Rose 41-yard field goal				
1:19	UM	Summers 70-yard pass from Masoli (Rose kick)				
3rd Quarter						
1:51	TU	Darkwa 1-yard run (Santos kick)				
4th Quarter						
10:24	TU	Santos 38-yard field goal				
8:00	UM	Rose 29-yard field goal				

Team Stats	UM	TUL	Individual Leaders
First Downs	16	19	Rushing
Rushes-Yards	37-92	29-94	UM: E. Davis, 14-40
Passing Yards	282	218	Bolden, 7-32
Att.-Comp.-Int.	22-16-1	31-22-0	TUL: Darkwa, 6-53
Total Plays-Yards	59-374	60-312	Williams, 7-40
Fumbles-Lost	0-0	3-2	Passing
Penalties-Yards	8-75	4-25	UM: Masoli, 20-14-1-281
Punts-Average	4-46.0	5-40.0	Stanley, 2-2-0-1
Punt Returns	0-0	3-10	TUL: Griffin, 30-21-0-203
KO Returns	4-104	5-107	Banks, 1-1-0-15
Interceptions	0-0	1-0	Receiving
Possession Time	31:12	28:48	UM: Summers, 5-165
3rd Down Conv.	4-11	2-10	Bolden, 4-36
4th Down Conv.	1-1	0-1	TUL: Robottom, 7-41
Sacks By-Yards	5-40	1-10	Banks, 6-85